WHOLESALE

CATALOGUE OF SURGICAL INSTRUMENTS & APPLIANCES

DOWN BROS. LTD.

21. ST THOMAS'S STREET, BOROUGH
LONDON, S.E.
(OPPOSITE GUY'S HOSPITAL)
FACTORY:
KING'S HEAD YARD, BOROUGH

TELEGRAPHIC ADDRESS:
DOWN, LONDON.

TELEPHONE No. 965 HOP.
No. 8339 CENTRAL

A.B.C. CODES.

The University Library
Leeds



Medical and Dental
Library

Stack
W26
D000


30106 004093786

A CATALOGUE OF
SURGICAL INSTRUMENTS
AND APPLIANCES
ALSO OF
Aseptic Hospital Furniture

INCLUDING A
LARGE NUMBER OF ORIGINAL DESIGNS MANUFACTURED AND SOLD BY

DOWN BROS., LTD.

MAKERS TO HIS MAJESTY'S GOVERNMENT, THE HONOURABLE COUNCIL OF INDIA, THE CROWN AGENTS FOR THE COLONIES, THE GOVERNMENT OF EGYPT, THE ROYAL COLLEGE OF SURGEONS, GUY'S, ST. THOMAS'S, KING'S COLLEGE, AND CHARING CROSS HOSPITALS, ETC., ETC., ALSO TO MANY OTHER LONDON, PROVINCIAL AND COLONIAL HOSPITALS AND INFIRMARIES

AWARDED THE GRAND PRIX
(Highest Award)

PARIS  1900

THREE AWARDS
International Medical and Sanitary Exhibition, London, 1881

21, ST. THOMAS'S STREET, LONDON, S.E.
(OPPOSITE GUY'S HOSPITAL)

1906

Telegraphic Address: DOWN, LONDON (*Registered throughout the world*).
A B C Codes used, 4th and 5th Editions.
Telephones: No. 8339, "CENTRAL." No. 965, "HOP." **Factory: KING'S HEAD YARD, BOROUGH.**

ENTERED AT STATIONERS' HALL.

604309



WAREHOUSE AND SHOW ROOMS, 21, ST. THOMAS'S STREET, LONDON, S.E.



MANUFACTORY—KING'S HEAD YARD, BOROUGH.

PREFACE

IN submitting this "Standard" edition of our complete Catalogue to the Medical Profession and Hospital Authorities, we beg to tender our sincere thanks for the liberal and increasing support received from all parts of the world during past years, and to assure them that it will be our strenuous endeavour to merit its continuance.

Progress.

The fact that the present edition is the fourteenth issued within twenty-seven years, exclusive of twenty-eight smaller Catalogues and numerous pamphlets and circulars, may be taken as a proof that we have used every effort to keep pace with the advances of modern Surgery.

Plagiarism.

Our Catalogues have not escaped the penalty of their success. The statement is capable of proof that they have formed the basis of many rival publications issued during recent years.

New Matter.

The present edition contains much original matter never before published; care has been taken to include all accepted instruments, so as to allow full liberty of choice to the purchaser, but older models, generally condemned as obsolete, have been deleted.

Aseptic Furniture.

The Section referring to Aseptic Furniture is intended to give a general idea of our exclusive manufactures in that department, but we are always ready to submit special designs and estimates when required, and to assist by

correspondence those engaged in equipping Hospital Wards and Operation Theatres.

Excellence of Manufacture.

The Aseptic Furniture and Surgical Instruments are, with few exceptions, manufactured in our own workshops in London under careful personal supervision with a view to maintain our reputation for a high standard of work: customers are warned against purchasing Instruments of inferior grade frequently sold under the same names.

Trade Mark.

All Instruments, etc., manufactured by us are, as far as practicable, marked DOWN BROS.

Prices.

The prices have been carefully and systematically revised and fixed at the lowest point consistent with thoroughly efficient work; it is, however, obviously impossible to avoid variation in cost of Material and other circumstances which regulate prices; we are therefore obliged to reserve to ourselves the right to *alter prices with or without notice*; customers may, however, rely on receiving full advantage in all cases *of reduction* in cost of manufacture.

DOWN BROS., LTD.,
21, St. Thomas's Street,
London, S.E.

April, 1906.

TERMS.

5 % discount cash with order, or strict monthly account.

Quarterly accounts nett.

No discount on amounts under £1.

Orders from abroad should be accompanied by remittance.

Cheques should be crossed "London & Westminster Bank," and Post Office Orders made payable at the Chief Office, St. Martin's-le-Grand.

NOTICE.

The prices quoted in this Catalogue are **WHOLESALE**, and intended expressly for **HOSPITALS, INFIRMARIES,** and **SIMILAR INSTITUTIONS**; members of the Medical Profession are also supplied at wholesale prices, but it must be understood that any instruments or appliances supplied direct to the public are charged at retail prices.

DOWN BROS.' . .

. . CATALOGUE OF

Surgical Instruments and Appliances

No.

Amputation and General Operation Instruments.

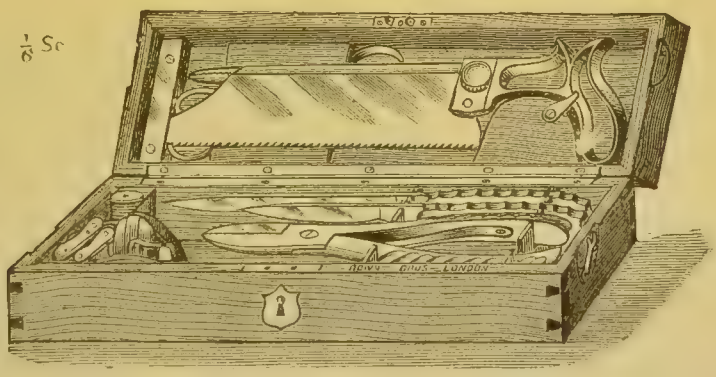

1.

1 **Set** in Mahogany Case, consisting of,— £ *s.* *d.*

Amputation Saw, Liston's or Treves' Short Amputation Knife, Syme's Joint Knife, Liston's Spring Bone Forceps, 2 pairs Spencer Wells' Artery Forceps, Petit's Screw Tourniquet, Needles and Silk.

The Knives forged entirely of solid steel, handles nickel plated, Saw with metal handle, and the blunt instruments nickel plated 4 10 0

No. **Amputation and General Operation Instruments,** *continued,*—

£ s. d



2.

2 **Aseptic Set,** the Instruments fitted into metal frames, in a metal tray. The tray can be used for antiseptic solution, and forms an inside lining to a brass-bound mahogany case, consisting of,—

Amputation Saw, Liston's or Treves' Short Amputation Knife, Syme's Joint Knife, Liston's Spring Bone Forceps, 2 pairs Spencer Wells' Artery Forceps, Petit's Screw Tourniquet, Needles and Silk.

The Knives forged entirely of solid steel, handles nickel plated, Saw with metal handle, and all Forceps made with joints to take apart, and nickel plated 6 15 0

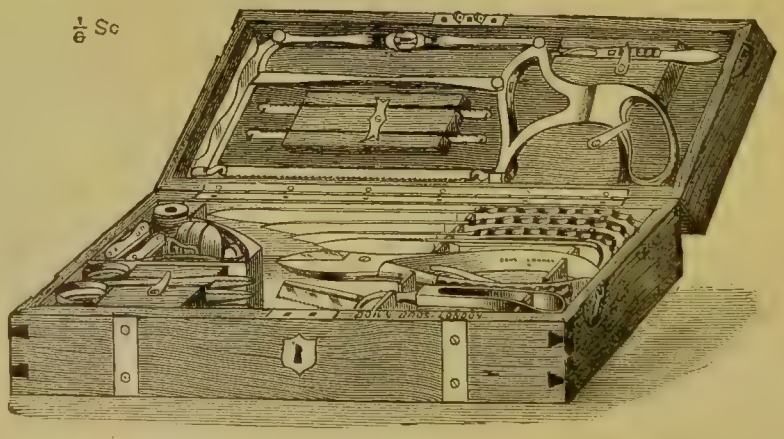

3.

3 **Set "The Guy's Case,"** in brass-bound mahogany case, polished inside, consisting of,—

Butcher's Saw with 2 spare blades, Liston's or Treves' Long and Short Amputation Knives, Syme's Joint Knife, Breast Knife, Wood's Saw, Liston's Spring Bone Forceps, Fenestra Artery Forceps, 4 pairs Spencer Wells' Artery Forceps, Petit's Screw Tourniquet, Needles and Silk.

The Knives forged entirely of solid steel, handles nickel plated, the Saws with metal handles, and all blunt instruments nickel plated 8 4 0

No. **Amputation and General Operation Instruments,** *continued,*—

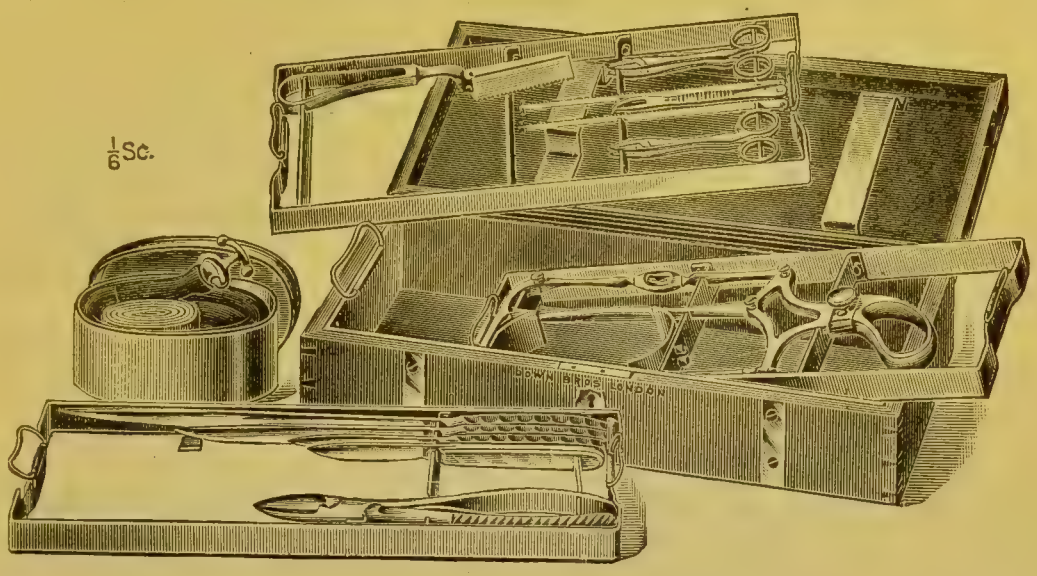

4.

No.		£	s.	d.
4	**Aseptic Set,** the instruments fitted into metal frames, in a metal tray. The tray can be used for antiseptic solution, and forms an inside lining to a brass-bound mahogany case, consisting of,—			
	Butcher's Saw with 2 spare blades, Liston's or Treves' Long and Short Amputation Knives, Syme's Joint Knife, Breast Knife, Wood's Saw, Liston's Spring Bone Forceps, Fenestra Artery Forceps, 4 pairs Spencer Wells' Artery Forceps, Esmarc's Bandage, Samways' Anchor Clip Tourniquet, Needles and Silk.			
	The Knives forged entirely of solid steel, handles nickel plated, the Saws with metal handles, and all Forceps made with joints to take apart, and nickel plated	11	4	0

No. **Amputation and General Operation Instruments,** *continued*,—

£ *s.* *d.*

5* **Set in accordance with Board of Trade Regulations** for Passenger and Emigrant Ships, in mahogany case, consisting of,—

Amputation Saw, Long and Short Amputation Knives, Curved Bone Forceps, Hernia Bistoury, 2 Scalpels, Aneurysm Needle, Fergusson's Small Saw, Trephine, Trephine Brush, Elevator, Hernia Director, Abdominal Trocar, Hydrocele Trocar, 2 pairs Spencer Wells' Artery Forceps, Dissecting Forceps, Eye Spud, 1 each Nos. 4 and 8 Plated Catheters, 1 No. 12 Plated Prostatic Catheter, Set of 12 Bulbous Catheters, Esmarc's India-rubber Tourniquet with Hook and Chain, Hank Silkworm Gut.

The Knives, etc., forged entirely of solid steel, handles nickel plated, all other instruments metal handles and nickel plated 9 7 0

The following are also required,—

	£	*s.*	*d.*
Pocket Case (No. 945, *page* 198) . .	2	6	0
2 Clinical Thermometers	0	2	0
Drainage Tubes .	0	1	6
Hypodermic Syringe.	0	6	9
5 Tubes Tabloids, *say*	0	2	6
1 Bristle Probang .	0	2	3
1 Set Midwifery Instruments (No. 3114, *page* 694), nickel plated . . .	3	8	6

	£	*s.*	*d.*
1 Stomach Siphon . .	0	7	6
1 Ether Inhaler . .	0	9	6
1 Urine Test Case (No. 5006, *page* 1157) .	1	2	0
1 Set Tracheotomy Instruments (No. 1418, *page* 312) . . .	2	7	6
Wood's Aspirator . .	1	8	0
Stethoscope . . .	0	2	3
Set of Tooth Instruments (No. 4079, *page* 938)	2	12	0
(If nickel plated, 5*s.* 3*d.* extra.)			

6* **Set for Surgeons in the Peninsular and Oriental Company's Service** (to be supplied by the Surgeon), in brass-bound mahogany case, consisting of—

Amputation Saw, 3 Amputation Knives, Bone Forceps, Trephine Screw at end; Trephine Brush, Elevator (double), Esmarc's India-rubber Tourniquet and Bristle Probang.

The Knives, etc., forged entirely of solid steel, handles nickel plated, all other instruments metal handles and nickel plated 5 17 0

* The items marked thus * are not illustrated

Amputation and General Operation Instruments, *continued*,—

The following are also required,—

No.		£	s.	d.
6a*	Set of Tooth Forceps in pouch, consisting of,— 1 Pair each Straight and Upper Stumps (bayonet), Lower Molar Hawksbill, Right and Left Upper Molars, Lower Bicuspids, and Gum Lancet	2	6	6
	If nickel plated, extra, 4*s.* 6*d.*			
6b*	Case of Minor Instruments, consisting of,— Small Saw, Straight Blunt Bistoury, Curved Blunt Bistoury, 2 Scalpels, Aneurysm Needle, 2 Blunt Hooks, 4 pairs Spencer Wells' Artery Forceps, Lister's Sinus Forceps, Eye Spud, 2 Tracheotomy Tubes, Tracheotomy Dilator, 2 Lancets, Hank Silkworm Gut. The Knives, etc., forged entirely of solid steel, handles nickel plated, all other instruments metal handles, nickel plated	4	14	0
6c*	Pocket Case containing,— Curved Sharp Bistoury, Dissecting Forceps, Dressing Forceps, Caustic Case, Artery Forceps, Trocar and Canula, Scissors, Director, 2 Probes, 12 Needles, Silk and Horsehair	2	0	0
	3 Bulbous Bougies, Fig. 2713	0	3	9
	Midwifery Forceps, *say* Fig. 3210	1	2	0
	Craniotomy Forceps, *say* Fig. 3178	1	4	0
	Perforator, *say* Fig. 3275	0	6	6
	Mouth Gag, *say* Fig. 4769	0	18	6
	Tongue Forceps, *say* Fig. 4729	0	8	6
	Stethoscope, *say* Fig. 4908	0	2	3
	Hypodermic Syringe, *say* Fig. 4253	0	7	6
	Clinical Thermometer, *say* Fig. 4951	0	1	0
	Tongue Depressor, *say* Fig. 1382	0	3	0
7*	**Set for Surgeons in the Royal Mail Steam Packet Company's Service,** in brass-bound mahogany case (supplied by the Company to their own ships), consisting of,— Amputation Saw, Fergusson's Saw, 1 each Long and Short Amputation Knives, Liston's Bone Forceps, Trephine, Trephine Brush, Elevator, Dissection Forceps, 2 pairs Spencer Wells' Artery Forceps, Hernia Bistoury, 2 Scalpels, Aneurysm Needle, Hernia Director, Abdomen Trocar, Hydrocele Trocar, 1 each Nos. 4, 8 and 12 Plated Catheters, 2 each Nos. 3, 5, 9 and 12 Elastic Catheters and 1 Esmarc's Tourniquet. The Knives, etc., forged entirely of solid steel, handles nickel plated, all other instruments metal handles and nickel plated	10	10	0

The following are also supplied by the Company,—
Set of Midwifery Instruments.
Set of Tooth Instruments.
Set of Tracheotomy Instruments.
Aspirator.

* The items marked thus * are not illustrated.

No.

Amputation and General Operation Instruments, *continued*,—

Gag, Tongue Forceps, Sharp Spoon and 2 pairs Wells' Artery Forceps. £ s. d.
Stomach Tube and Probang.
Sterilizer.
Splints, Dressings, Needles and Sutures.

The Surgeon to supply,—

Pocket Case, *say* No. 945, *page* 198 . . . . . 2 6 0
Hypodermic Syringe, *say* No. 4253 . . . . . 0 7 6
2 Clinical Thermometers, *say* No. 4951 . . . . 0 2 0
Stethoscope, *say* Fig. 4108 . . . . . 0 2 3

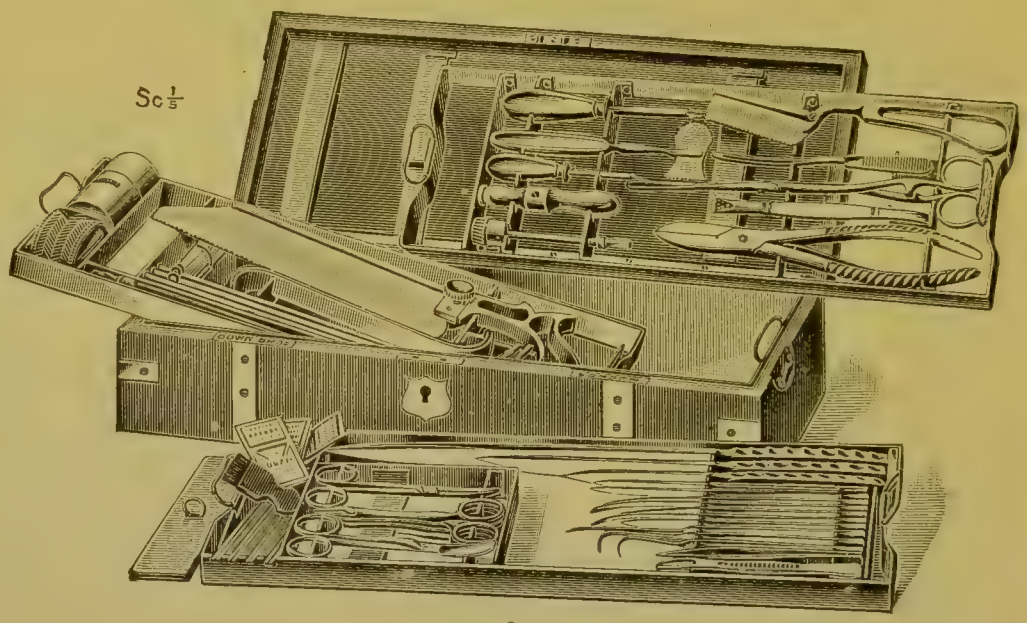

8.

8 **Set for Surgeons in the Union-Castle Steamship Company's Service,** the instruments fitted into metal frames, in a metal tray. The tray can be used for antiseptic solution, and forms an inside lining to a brass-bound mahogany case, consisting of,—

Amputation Saw, Wood's Saw, Short and Long Amputation Knives, Syme's Joint Knife, Breast Knife, Finger Knife, Blunt and Sharp Curved Bistouries, Hernia Bistoury, 2 Scalpels, Liston's Bone Forceps, 3 Spencer Wells' Artery Forceps, Fenestra Artery Forceps, Bryant's Dressing Forceps, Dissecting Forceps, Dressing Scissors (curved on flat), Bullet Forceps and Probe, Aneurysm Needle, Nævus Needle, Tenaculum, Horsley's Trephine, Trephine Brush, Elevator, Hey's Skull Saw, 2 Retractors, Hernia Director, Abdominal Trocar, Hydrocele Trocar, 2 Plated Catheters, plated Prostatic Catheter, Field Tourniquet, Bristle Probang, Bottle with 3 sizes Sterilized Catgut on spools, Tablet of Silk and Wire, and 12 assorted Needles.

The Knives forged out of solid steel with nickel-plated handles, Forceps with joints to take apart, and all other instruments with metal handles and nickel plated . . 17 10 0

No.

Amputation and General Operation Instruments, *continued*,—

£ *s.* *d.*

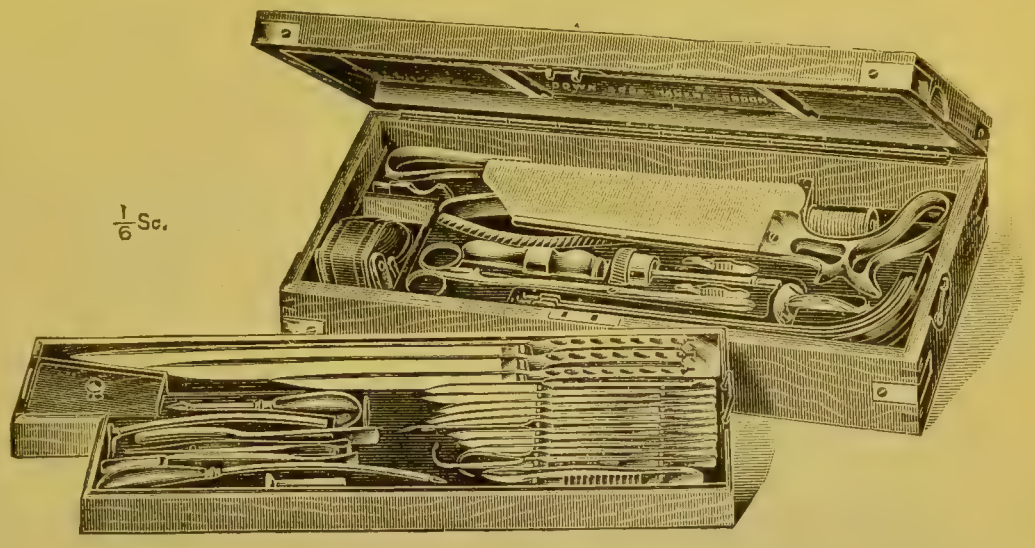

9.

9 **Set "Army Regulation,"** in brass-bound mahogany case (N.B.—Contents slightly modified since preparation of the illustration), consisting of,—

Amputation Saw, Saw with movable back, 1 each 6, 9 and 11 inch Amputation Knives, Liston's Spring Bone Forceps, Straight Bistoury, Curved Sharp Bistoury, Curved Blunt Bistoury, Hernia Bistoury, Tang Scalpel, 3 Scalpels, Liston's Needle, Aneurysm Needle, Trephine, Skull Elevator, Hernia Director, Fenestra Artery Forceps, 6 Pairs Spencer Wells' Artery Forceps, 2 Dieffenbach's Forceps, 2 Pairs Dissection Forceps, Curved on Flat Blunt Scissors, Improved Bullet Forceps, Silver Gunshot Probe, Nélaton's Gunshot Probe with porcelain tip, Hydrocele Trocar, Bladder Trocar, Silver Tracheotomy Canula, 6 Olivary Catheters, Nos. 1, 3, 4, 7, 9 and 12; 2 Silver Catheters, Nos. 3 and 5; 1 plated Catheter No. 8, Double Probang, Wire Cutting Forceps, 1 Petit's Tourniquet, 1 Reel Plated Wire, 6 Half-Curved Needles and 12 Needles for Wire in Vulcanite Case.

The Knives forged entirely out of solid steel, handles nickel plated, all other instruments with metal handles and nickel plated 16 16 0

If fitted with 2 Tin Trays forming an outside tin cover and brown waterproof cover outside, as supplied to the Army, extra 0 15 6

No. **Amputation and General Operation Instruments,** *continued*,—



10.

10 **Aseptic Set** as Army Regulation, but the instruments fitted into metal frames in a metal tray. The tray can be used for antiseptic solution and forms an inside lining to a brass-bound mahogany case (N.B.—Contents slightly modified since preparation of the illustration), consisting of,— £ *s.* *d.*

Amputation Saw, Saw with movable back, 1 each 6, 9 and 11 inch Amputation Knives, Liston's Spring Bone Forceps, Straight Bistoury, Curved Sharp Bistoury, Curved Blunt Bistoury, Hernia Bistoury, Tang Scalpel, 3 Scalpels, Liston's Needle, Aneurysm Needle, Trephine, Skull Elevator, Hernia Director, Fenestra Artery Forceps, 6 Pairs Spencer Wells' Artery Forceps, 2 Dieffenbach's Forceps, 2 Pairs Dissection Forceps, Curved on Flat Blunt Scissors, Improved Bullet Forceps, Silver Gunshot Probe, Nélaton's Gunshot Probe with porcelain tip, Hydrocele Trocar, Bladder Trocar, Silver Tracheotomy Canula, 6 Olivary Catheters, Nos. 1, 3, 4, 7, 9 and 12; 2 Silver Catheters, Nos. 3 and 5; 1 Plated Catheter No. 8, Double Probang, Wire-cutting Forceps, 1 Petit's Tourniquet, 1 Reel Plated Wire, 6 Half-Curved Needles and 12 Needles for Wire in Vulcanite Case.

The Knives forged entirely of solid steel, handles nickel plated, the Forceps and Scissors made with joints to take apart and nickel plated, all other instruments with metal handles and nickel plated 21 0 0

No. **Amputation and General Operation Instruments,** *continued*,—

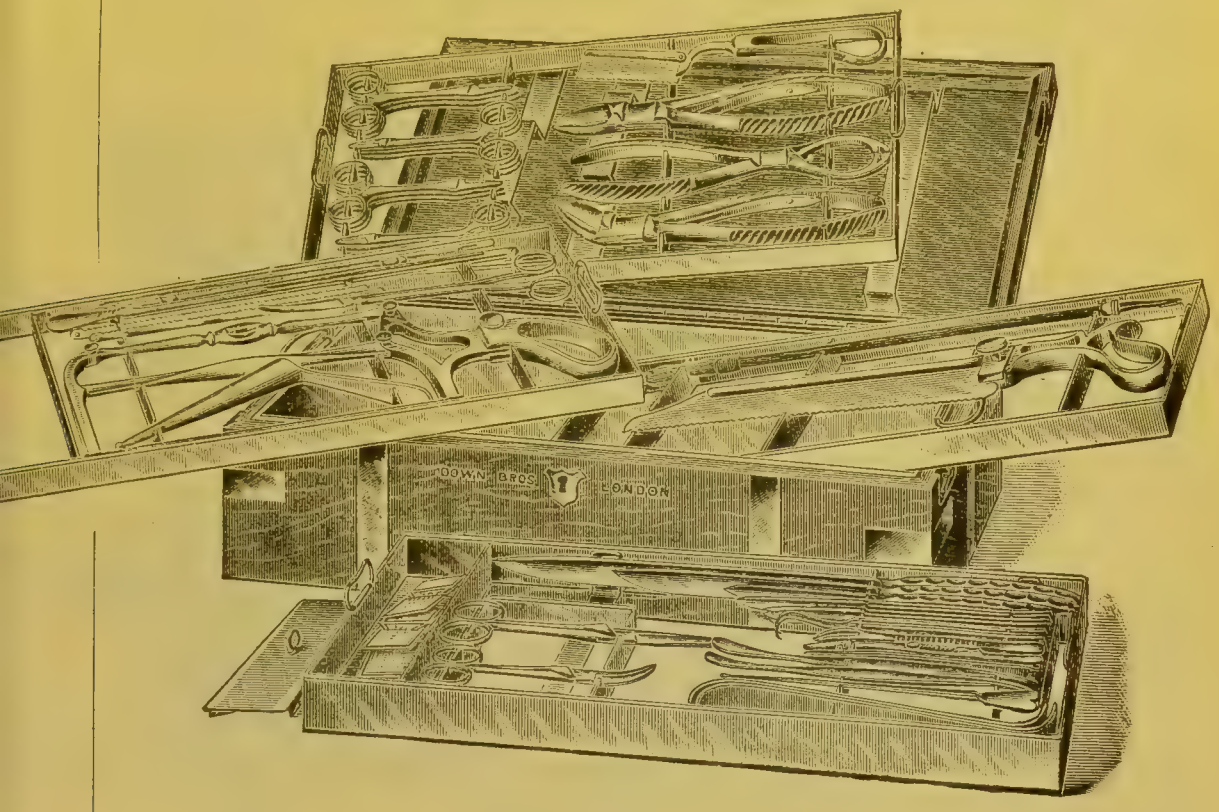

11.

£ *s.* *d.*

11 **Aseptic Set, "Navy Regulation."**

The Knives forged entirely of solid steel, handles nickel plated, and all forceps and scissors made with joints to take apart, nickel plated. The instruments fitted into metal frames in a metal tray. The tray can be used for antiseptic solutions, and forms an inside lining to a brass-bound mahogany case, consisting of,—

Amputation Saw, Butcher's Saw with 2 spare blades, 2 Amputation Knives, Syme's Joint Knife, 2 Finger Knives, 2 Scalpels, 2 Tenacula, Wood's Jaw Saw, Liston's Spring Bone Forceps, Liston's Curved Spring Bone Forceps, Lion Forceps, 12 Spencer Wells' Artery Forceps, Fenestra Artery Forceps, Bryant's Torsion Forceps, Bullet Forceps, Gunshot Probe, Nélaton's Bullet Probe, Dissecting Forceps, 2 Plain Metal Retractors, Scissors curved on flat, Scissors Straight Strong, 2 Double Spoons, Wheelhouse's Staff, Gorget, and probe-pointed Director, 2 Petit's Tourniquets, Probang, 2 ozs. Silk, 6 each Straight, Half-Curved and Full Curved Needles, 6 Half-Curved Needles for Wire 23 10 0

No. **Amputation and General Operation Instruments,** *continued,*—



12.

12 **Aseptic Set, "Colonial,"** suggested by Mr. R. Fox-Symons, M.R.C.S., etc., late Medical Officer of Health, Transvaal.

The Knives forged entirely of solid steel, handles nickel plated, and all forceps and scissors made with joints to take apart, nickel plated. The instruments fitted into metal frames in a metal tray. The tray can be used for antiseptic solutions, and forms an inside lining to a brass-bound mahogany case, consisting of,—

Amputation Saw with movable back, Butcher's Saw, Wood's Jaw Saw, Hey's Skull Saw, 1 each 4 and 6 in. Amputation Knives, Syme's Joint Knife, 2 Scalpels, Nævus Needle, Slot-eyed Needle, 1 each Straight and Flat-angled Bone Forceps, Farabœuf's Lion Forceps, Necrosis Forceps, Hoffmann's Skull Forceps, 2 Czerny's Double Retractors, 2 Jordan Lloyd's Automatic Retractors, Double Bone Spoon, Double Raspatory, French Model Bullet Forceps, 12-inch

No.

Amputation and General Operation Instruments, *continued*,—

	£	s.	d
Plated Probe, 1 each ½ and 1 inch Horsley's Trephines (with one Handle), Horsley's Skull Elevator, 12 Spencer Wells' Artery Forceps, Fenestrated Artery Forceps, 2 Tongs Pattern Dissecting Forceps, 1 each Straight, Angular and Curved on Flat Scissors, Mason's Mouth Gag, Guy's Pattern Tongue Forceps, Curved Œsophageal Forceps, Bristle Probang, 2 Sponge Holders, Wheelhouse's Staff, Teale's Gorget, Brodie's Silver Director, Clutton's Bladder Sound, Goulay's Catheter and 6 Whalebone Guides, 1 each Nos. 4 and 8 Plated Catheters, 6 each Soft Black Bulbous Catheters and Bougies, 2 India-rubber Catheters, Horrocks' Uterine Sound, Fergusson's Vaginal Speculum, Double (sharp and blunt) Uterine Curette, Uterine Dressing Forceps, Teal's Vulsellum, Samways' Anchor Clip Tourniquet, Petit's Spiral Tourniquet, Stanmore Bishop's Needle Holder, 2 doz. Assorted Needles, 2 Hanks each Silk and Silkworm Gut, and 1 Hank Horsehair . . .	33	0	0

N.B.—To complete the Outfit a Minor Operation Set is also required. (*See page* 54.)



18*a*.

No.

Amputation and General Operation Instruments, *continued*,—



13*b*.

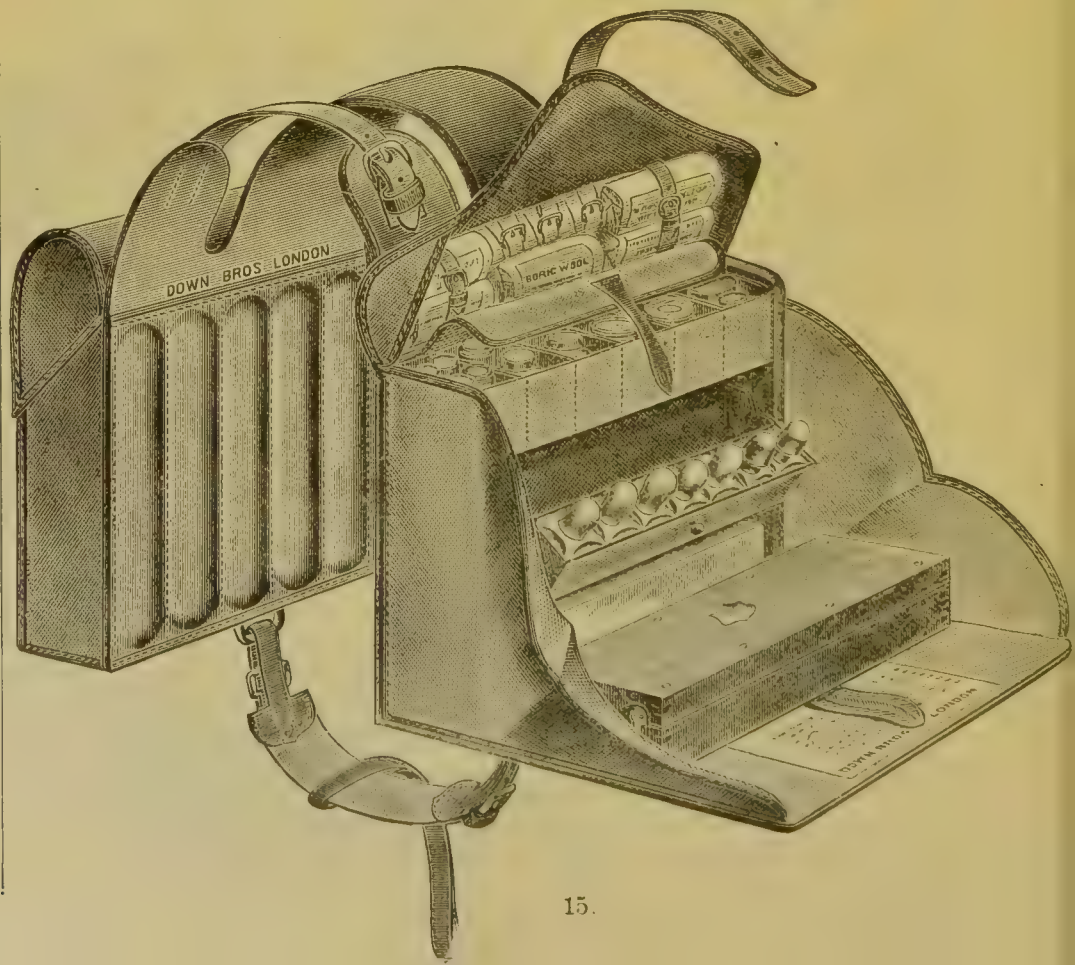

15.

Amputation and General Operation Instruments, *continued*,—

No.		£	s.	d.
	Army Regulation (1900) Equipment for Field Hospitals, etc.			
13*a* & *b*	Field Medical Panniers . . . . per pair, complete	60	0	0
13*c**	Reserve Medical Panniers . . . ,, ,,	50	0	0
14*	Field Surgical Panniers . . . . ,, ,,	70	0	0
15	Surgical Saddle Bags . . . . ,, ,,	21	0	0

List of contents on application.

The equipment for a Field Hospital consists of,—

2 Pairs Field Medical Panniers, 1 Pair Reserve Medical Panniers, 1 Pair Field Surgical Panniers, 1 Field Fracture Box (*page* 1173), 1 Antiseptic Case (*page* 1285), 2 Medical Companions with Water Bottles (*pages* 1284–1285), 2 Surgical Haversacks with Water Bottles (*pages* 1285–1286).

The equipment for a Bearer Company consists of,—

1 Pair Field Surgical Panniers, 1 Field Fracture Box (*page* 1173), 1 Antiseptic Case (*page* 1285), 2 Medical Companions with Water Bottles (*pages* 1284–1285), 8 Haversacks with Water Bottles (*pages* 1285–1286).

The equipment for a Cavalry or Mounted Infantry Regiment consists of,—

1 Pair Field Medical Panniers, 1 Pair Surgical Saddle Bags with Water Bottle, 1 Medical Companion with Water Bottle (*pages* 1284–1285), 1 Haversack with Water Bottle (*pages* 1285–1286).



16.



18.

Amputation Knives, forged entirely out of solid, the handles nickel plated,—

16	Liston's, each, 4-in., 8*s.* 6*d.*; 5-in., 9*s.* 6*d.*; 6-in., 10*s.* 6*d.*; 7-in., 11*s.* 6*d.*; 8-in., 12*s.* 6*d.*; 9-in., 13*s.* 6*d.*; 10-in., 14*s.* 6*d.*; and 11-in.	0	15	6
17*	Liston's double-edged, each, 7-in., 12*s.* 6*d.*; 8-in., 13*s.* 6*d.*; and 9-in	0	14	6
18	Catlin . . . . . each	0	9	6

* The items marked thus * are not illustrated.

No. **Amputation and General Operation Instruments,** *continued,*—

£ s. d.



19.



20.



21.

Amputation Knives, forged entirely out of solid, the handles nickel plated, *continued,*—

		£	s.	d.
19	Circular operation . . . each, 7½-in., 12*s.* 6*d.*; 8½-in.	0	13	6
20	Syme's Joint Knife . . . . . each	0	8	6
21	Treves', with central point, each, 4-in., 8*s.* 6*d.*; 5-in., 9*s.* 6*d.*; 6-in., 10*s.* 6*d.*; 7-in., 11*s.* 6*d.*; 8-in., 12*s.* 6*d.*; 9-in., 13*s.* 6*d.*; 10-in., 14*s.* 6*d.*; and 11-in.	0	15	6



22.



24.



25.



26.



27.

Amputation Knives, forged entirely out of solid, the handles nickel plated, and grooved to give a firm hold and equally balance the blades,—

		£	s.	d.
22	Liston's, each, 4-in., 9*s.* 6*d.*; 5-in., 10*s.* 6*d.*; 6-in., 11*s.* 6*d.*; 7-in., 12*s.* 6*d.*; 8-in., 13*s.* 6*d.*; 9-in., 14*s.* 6*d.*; 10-in., 15*s.* 6*d.*; and 11-in.	0	16	6
23*	Liston's, double-edged, each, 7-in., 13*s.* 6*d.*; 8-in., 14*s.* 6*d.*; 9-in.	0	15	6
24	Catlin . . . . . each	0	10	6
25	For circular operation . . each, 7½-in., 13*s.* 6*d.*: 8½-in.	0	14	6
26	Syme's Joint Knife, for foot operations . . . . each	0	9	6
27	Treves', with central point, each, 4-in., 9*s.* 6*d.*; 5-in., 10*s.* 6*d.*; 6-in., 11*s.* 6*d.*; 7-in., 12*s.* 6*d.*; 8-in., 13*s.* 6*d.*; 9-in., 14*s.* 6*d.*; 10-in., 15*s.* 6*d.*; and 11-in.	0	16	6

* The items marked thus * are not illustrated.

No. **Amputation and General Operation Instruments,** *continued*,—

		£	s.	d.
28*	**Boxes, for holding amputation knives,** wood, unpolished, each, for 1, 1*s.* 3*d.*; 2, 1*s.* 6*d.*; 3, 2*s.*; 4, 2*s.* 6*d.*; 6 .	0	3	0
29*	Ditto, polished mahogany, for 2, 6-in. knives, 6*s.*; for 3, 7*s.*; for 2, 8-in., 7*s.* 6*d.*; for 3, 8*s.* 6*d.*; for 2, 10-in., 9*s.*; for 3 .	0	10	0

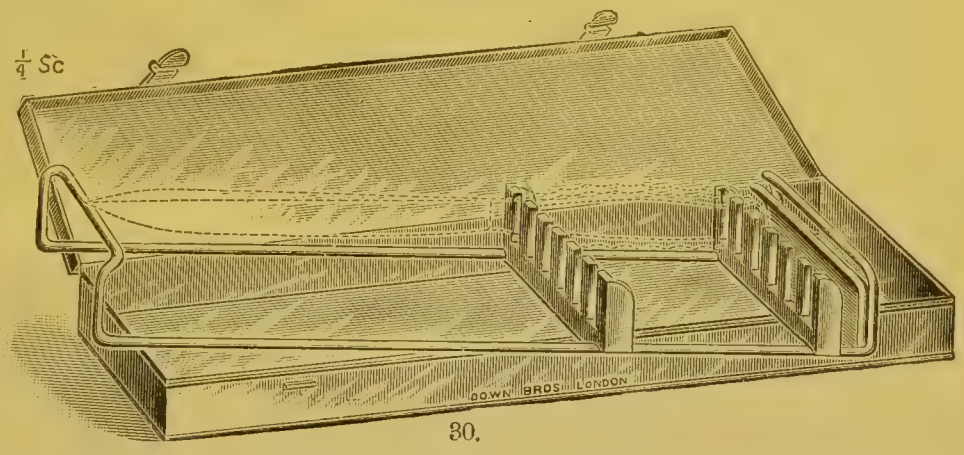

30.

30 **Aseptic Metal Cases fitted with Down Bros.' Lift-out Racks for Amputation Knives,—**

	For short knives, up to 6-in. blades.	For long knives, up to 11-in. blades.
To hold 2	each 15/6 . .	18/6
,, 3	,, 19/– . .	22/6
,, 4	,, 20/– . .	23/6
,, 5	,, 23/– . .	26/6
,, 6	,, 24/– . .	27/6

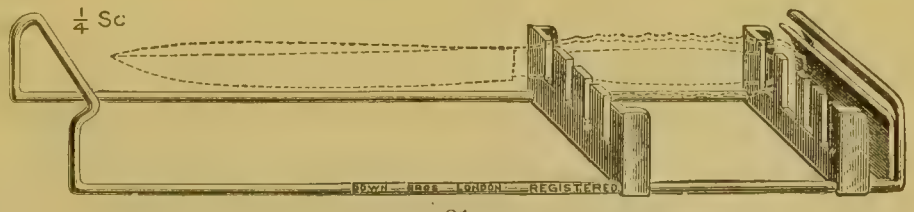

31.

31 **Racks** (Down Bros.'), **for holding amputation knives.** These are suitable for keeping knives in instrument cabinet in operation theatre,—

For 2, 6*s.* 6*d.*; 3, 7*s.* 6*d.*; 4, 8*s.* 6*d.*; 5, 9*s.* 6*d.*; 6 . . 0 10 6

These Racks are also made to fit inside Glass Boxes (shown on page 2148). This arrangement is very suitable for use in Instrument Cabinets.

* The items marked thus * are not illustrated.

No. **Amputation and General Operation Instruments,** *continued*,—

£ *s.* *d.*

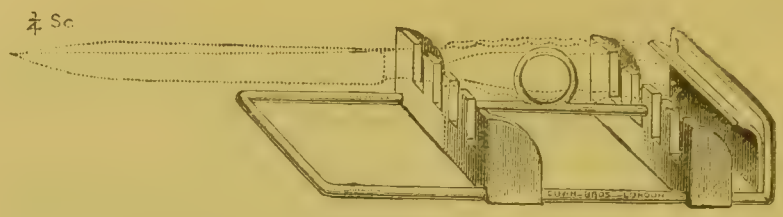

32.

32 **Racks** for amputation knives (Down Bros.'), short pattern,—

For 2, 7*s.* 6*d.*; 3, 8*s.* 6*d.*; 4 . . . . . 0 9 6

These occupy less room in the sterilizer, but do not offer the same protection for the points of the knives.

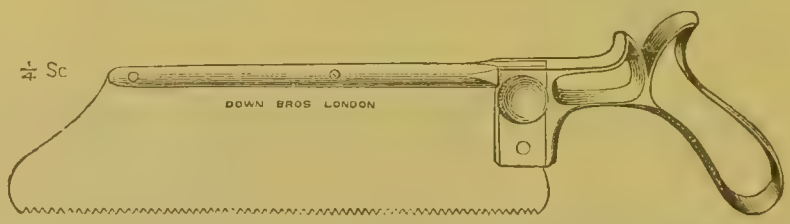

33.

Amputation Saws, etc., with metal handles, nickel plated, all except blade,—

33 With handle to take apart and firm back . . . each 1 1 0

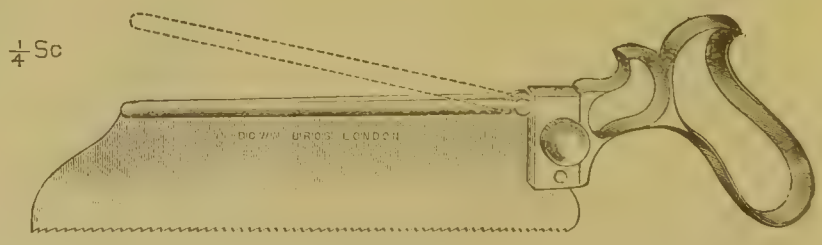

34.

34 With jointed back to take to pieces . . . . each 1 3 6

34*a** Ditto, small size, 7-in. blade, as made for St. Thomas's „ 1 1 0

* The items marked thus * are not illustrated

No.

Amputation and General Operation Instruments, *continued*,—

£ s. d.

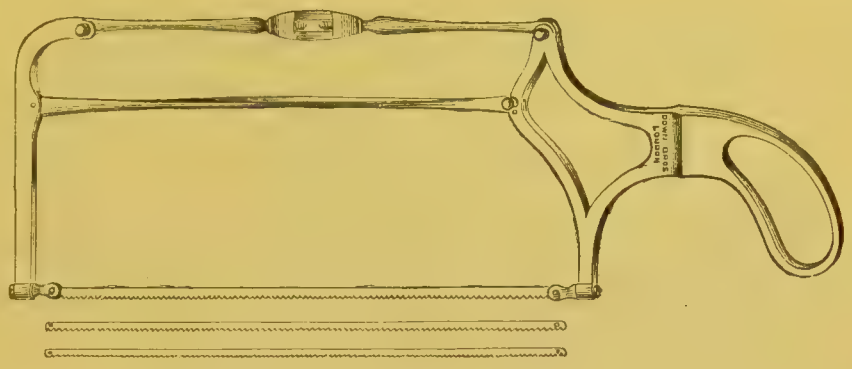

35.

Amputation Saws, etc., with metal handles, nickel plated, all except blade, *continued*,—

35 Butcher's, to take entirely to pieces . . . . each 1 17 6

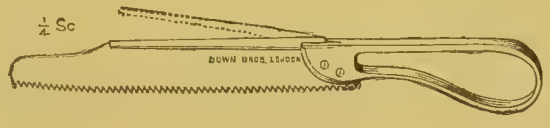

36.

36 Fergusson's . . . . . each 0 9 6



37.

37 Finger, forged entirely out of solid . . . . . each 0 4 6

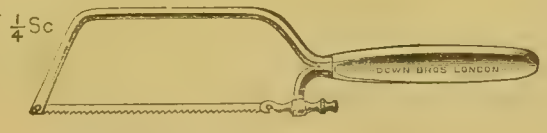

38.

38 Metacarpal . . . . . each 0 10 0

38*a** Ditto, with spare blade . . . . . ,, 0 11 6



39.

39 Movable back, Army Regulation pattern . . . each 0 13 0

* The items marked thus * are not illustrated.

No. **Amputation and General Operation Instruments,** *continued,*—

£ s. d.



40.

Artery Forceps, etc., nickel plated,—

40 Assilini's, 5-in., with metal handle . . . . . each 0 8 6
Bland Sutton's (7 in. Spencer Wells', Fig. 74, as used by Mr. Bland Sutton) . . . . . each 0 7 6
Ditto, ditto, with take-off joint (as Fig. 75) . . . „ 0 9 0



41.



42.

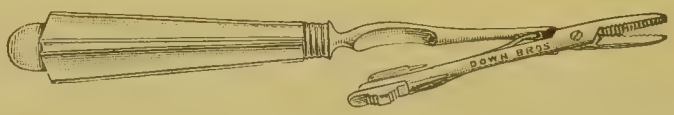

43.

41 Bryant's Torsion, each, 4½ and 5-in., 8*s.* 6*d.*; 6-in., 10*s.* 6*d.*; 7-in. 0 11 6
42 Ditto, with take-off joint, each, 5-in., 10*s.* 6*d.*; 6-in., 12*s.* 6*d.*; 7-in. 0 13 6
43 Ditto, modified pattern, with metal handle, 7-in. . . . 0 10 6

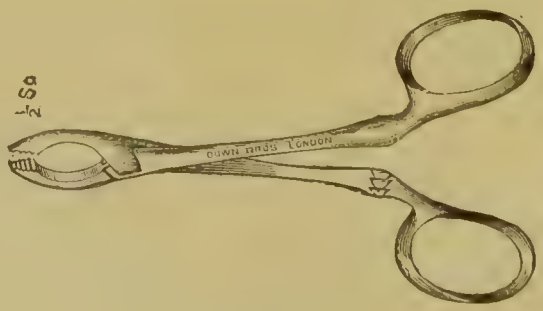

44.

44 Burghard's, with take-off joints, per pair, 4¾-in., 6*s.* 6*d.*; 6-in. 0 8 6

No. **Amputation and General Operation Instruments,** *continued,*—

£ s. d.



45.



46.

Artery Forceps, etc., nickel plated, *continued,*—

45 Dieffenbach's Self-holding or "Bull-dog" . . . each 0 2 0

46 „ „ fine points for Sutures . . „ 0 2 0

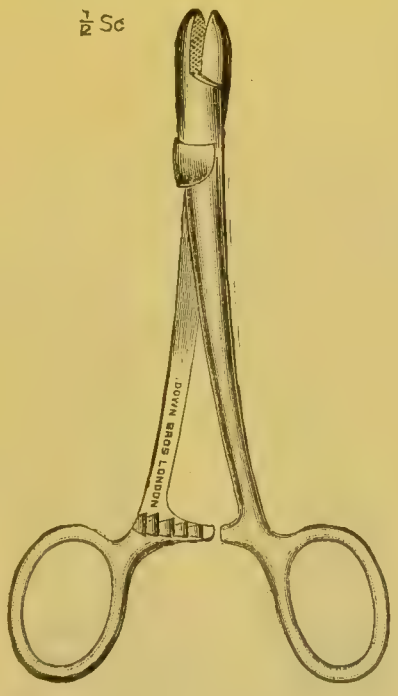

47.

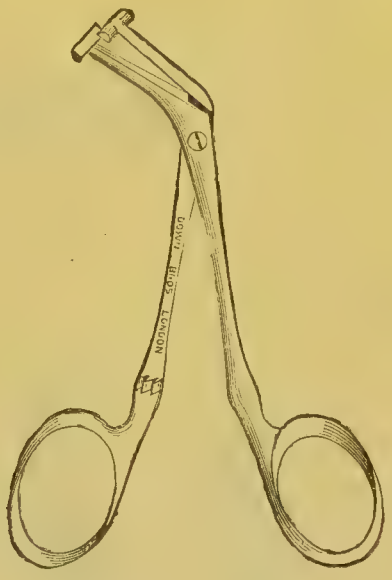

48.

47 Doyen's . . . . . each, 5-in., 7*s.* 6*d.*; 6-in. 0 8 6

48 Elder's . . . . . each 0 7 6

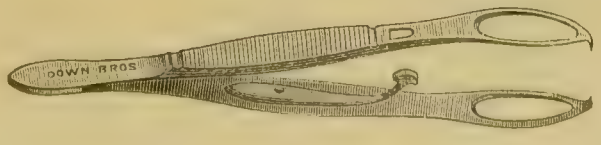

49

49 Fenestrated (Wakley's) . each, 4½ and 5-in., 5*s.* 3*d.*; 7-in. 0 9 6

No. **Amputation and General Operation Instruments,** *continued*,— £ s. d.



50.

Artery Forceps, etc., nickel plated, *continued*,—

50 Fenestrated, with take-off joint, 5-in. . . . . each 0 6 9



51.

51 Fenestrated, combined with needle-holder . . . each 0 11 6

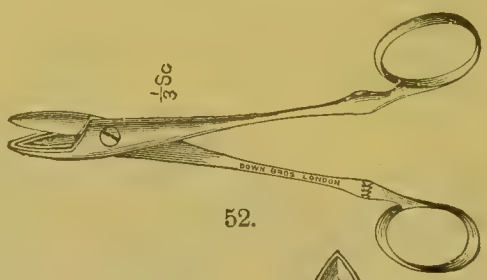

52.

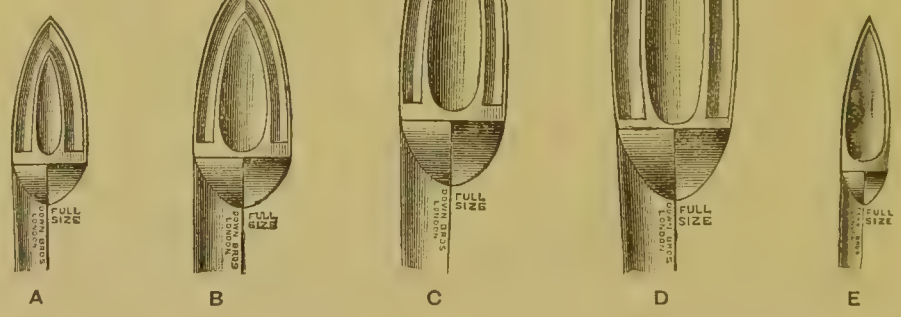

52 Greig Smith's Artery and Compression Forceps (see description, *page* 833),—

A. 4½-inch . . . . . each 0 6 0
A. 5-inch . . . . . „ 0 6 0

If made with take-off joint, 1*s*. each extra.

B. 6-inch 0 8 0
C. 7-inch 0 10 0
D. 8-inch 0 11 6
D. Ditto, curved on flat . . . . . , 0 15 6

If made with take-off joint, 1*s*. 6*d*. extra.

E. 5-inch, fine, for Peritoneum . . . . . „ 0 6 0

If made with take-off joint, 1*s*. each extra.

No. **Amputation and General Operation Instruments,** *continued,—*

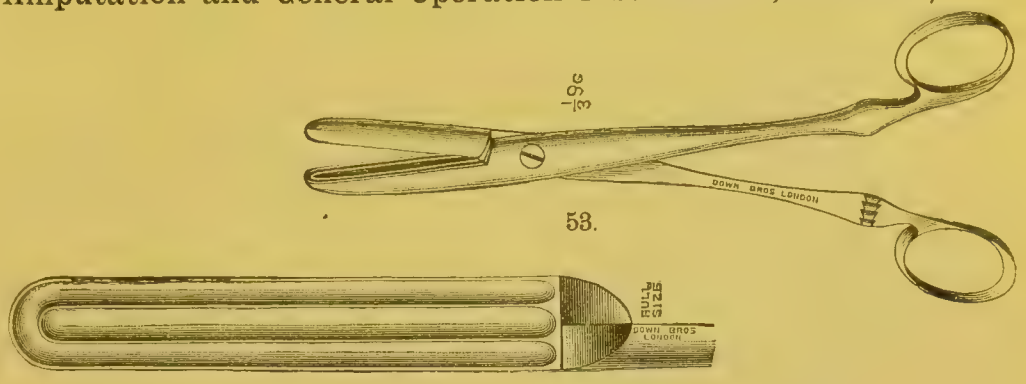

53.

F

Artery Forceps, etc., nickel plated, *continued,—* £ *s.* *d.*

53 Greig Smith's (F) 9-inch . . . . . each 0 17 6

If made with take-off joint, 1*s.* 6*d.* each extra.

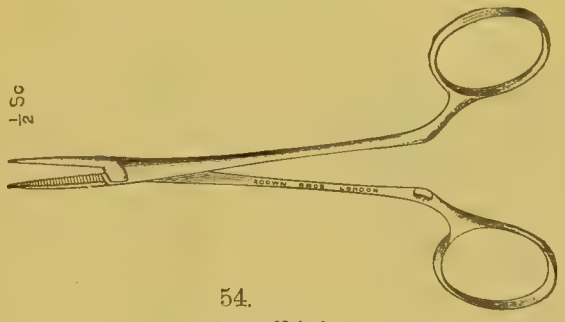

54.

54 Halsted's "Mosquito," with take-off joint . . . each 0 5 6

55* Ditto, screw joint . . . . . „ 0 4 6

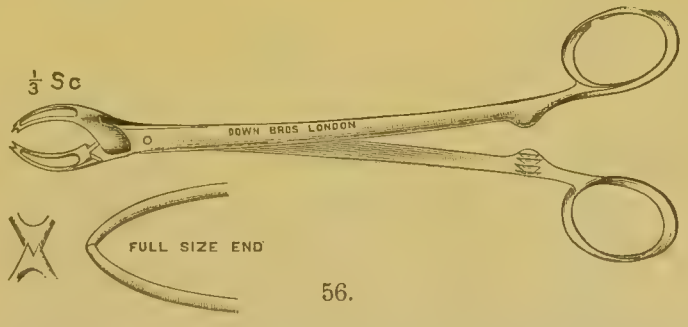

56.

Complete forceps with enlarged view of bow and grip.

56 Hellier's, for deep wounds, with take-off joint, 8½ in. . each 0 12 0

57* Ditto, ditto, with screw joint . . . . . „ 0 10 6

Extract from the "Lancet," August 16, 1902.

LONG ARTERY FORCEPS FOR DEEP WOUNDS.

It is sometimes rather difficult to place a ligature on a bleeding point in a very deep wound, as, for instance, on the pelvic floor in an abdominal section when the abdominal incision is small and the walls are thick, or in a vaginal section when the vessel is almost out of reach. Ordinary artery forceps are too short and in using most long forceps one is apt to include the ends of the blades in tying the ligatures. Messrs. Down Bros. have made to my design a pair of forceps which are figured here and which seem to render considerable help in the conditions indicated. The

* The items marked thus * are not illustrated.

No.

Amputation and General Operation Instruments, *continued*,—

shaft is nine inches long. The instrument bears a superficial resemblance to a large pair of Morrant Baker's artery forceps, but it differs from them in the construction of the blades. These are not serrated but terminate in fine toothed ends. The blades are broadly bowed with somewhat obtuse points. They take up but a small piece of tissue, and a loop of ligature thrown over the shoulder and drawn tight runs well over the ends, and it is almost impossible to tie the extremity of the forceps in the tissue seized. The instrument has the shafts, handles, and catch of Morrant Baker's forceps and the blades and toothed ends of ordinary artery forceps, except that its bow is shorter and wider. It has an aseptic joint and weighs two ounces.

LEEDS. J. B. HELLIER, M.D., LOND.

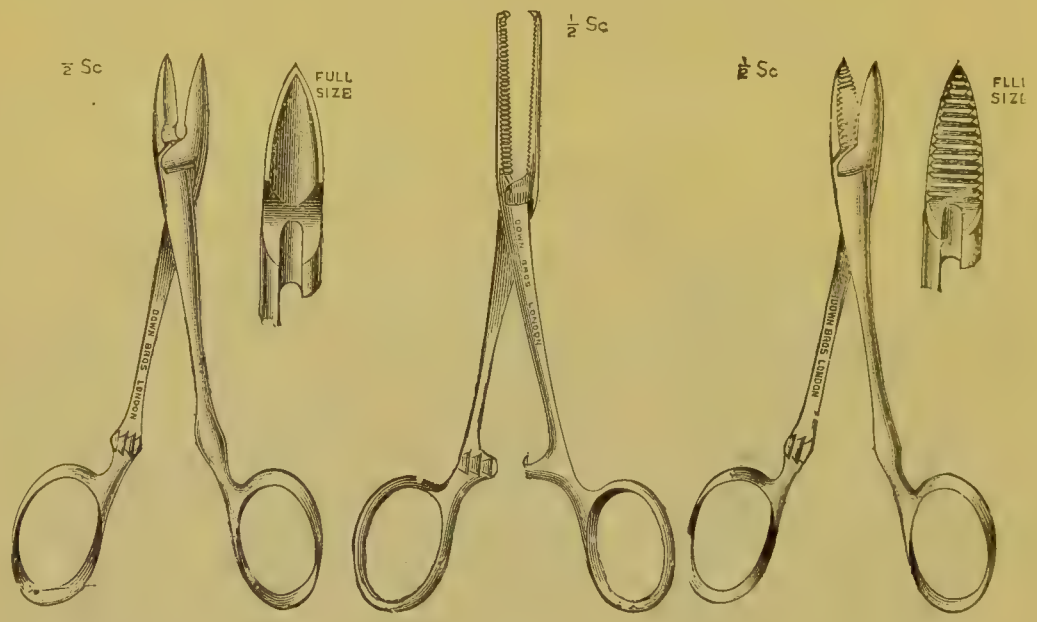

58. 60. 62.

Artery Forceps, etc., nickel plated, *continued*,—

		£	*s.*	*d.*
58	Jordan Lloyd's, with take-off joint, 4¾ in. . . . each	0	7	0
59*	Ditto, with screw joint, 4¾ in. . . . . „	0	6	0
60	Kocher's, with take-off joint . . each, 5-in., 6*s.* 6*d* ; 6 in.	0	8	6
61*	Ditto, with screw joint . . each, 5-in., 5*s.* 6*d.*; 6 in.	0	7	0
62	Lawson Tait's, take-off joint, 4¾ in. . . . . each	0	5	0
63*	Ditto, with screw joints, 4¾ in. . . . . „	0	4	0

* The items marked thus * are not illustrated.

No. **Amputation and General Operation Instruments,** *continued,*—

£ s. d.

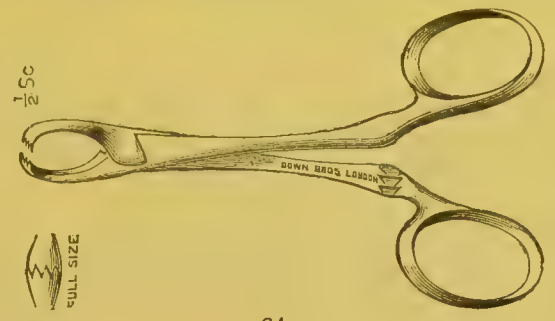

64.

Artery Forceps, etc., nickel plated, *continued,*—

64 Lewis', with take-off joint . . . . . each 0 6 6

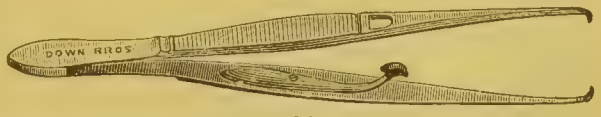

65.

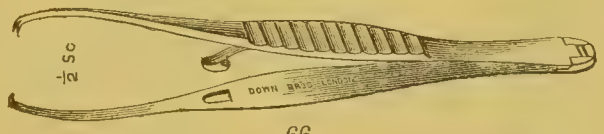

66.

65 Liston's, 4½ and 5-in. . . . . each 0 4 6
66 Ditto, Improved, with take-off joint, 5-in. . . . „ 0 6 0

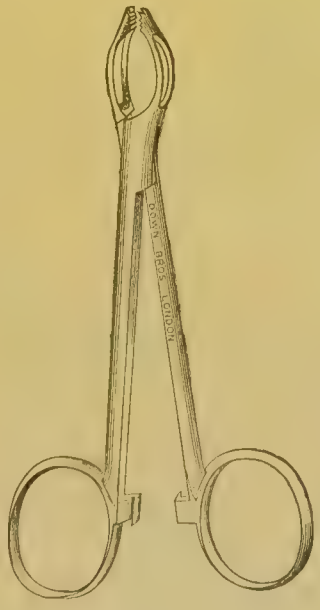

67.

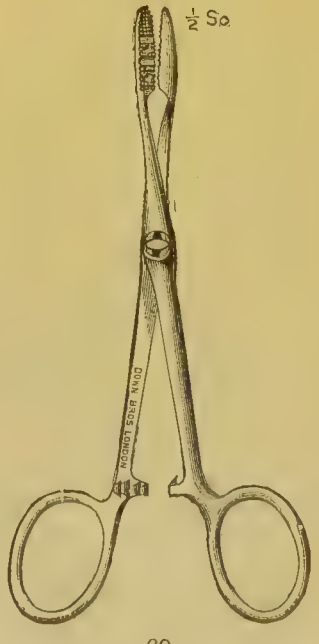

69.

67 Morrant Baker's . . . . . each, 5-in., 6*s.*; 6-in. 0 7 6
68* Ditto, with take-off joint . . . each, 5-in., 7*s.*; 6-in. 0 9 0
69 Pean's, to use also as a needle-holder, 5-in. . . . each 0 5 3

* The items marked thus * are not illustrated.

No. **Amputation and General Operation Instruments,** *continued,*—

£ s. d.



70.



71.

Artery Forceps, etc., nickel plated, *continued,*—

70 Serrefines, straight, for approximating the edges of wounds, per doz. 0 7 6

71 Ditto, curved, ditto . . . . . „ 0 7 6



72.

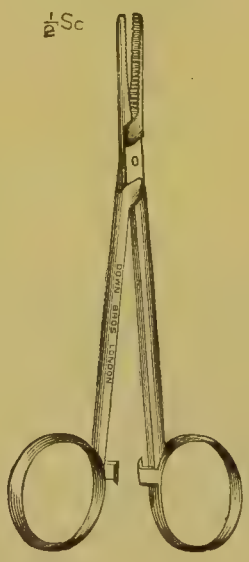

73.

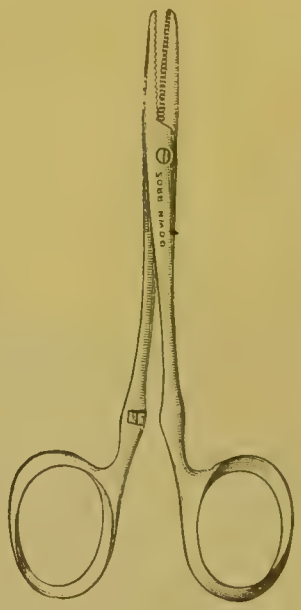

74.

Spencer Wells' Artery Forceps—

72 Original pattern . . . . . each, 4½ and 5-in. 0 4 0

73 Ditto, with take-off joint . . . „ 4½ and 5-in. 0 5 0

74 Improved pattern, each, 3-in., 4*s.*; 4¾-in., 4*s.*; 5-in., 4*s.*; 6-in., 6*s.*; 7-in. 0 7 6

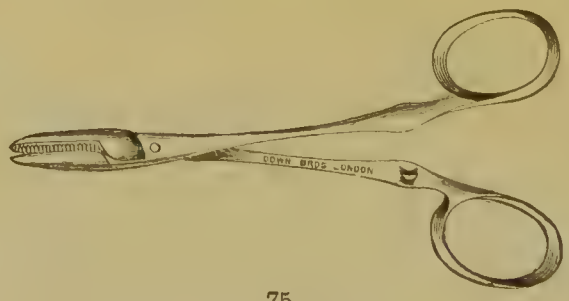

75.

75 Ditto, with take-off joint, each, 3-in., 5*s.*; 4¾-in., 5*s.*; 5-in., 5*s.*; 6-in., 7*s.* 6*d.*; 7-in. 0 9 0

No. **Amputation and General Operation Instruments,** *continued*,—

£ s. d.

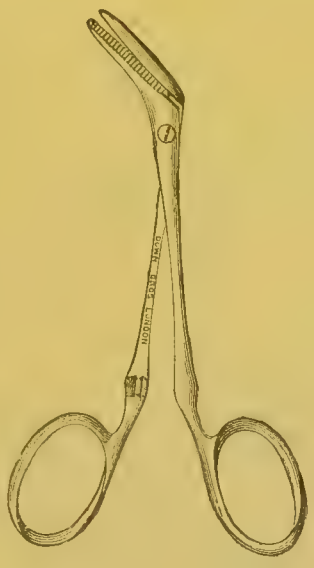

76.



79.



80.

Artery Forceps, etc., nickel plated, *continued*,—

Spencer Wells' Artery Forceps, *continued*,—

76	Angular, $4\frac{3}{4}$-in. . . . . each	0	5	3
77*	Ditto, with take-off joint, $4\frac{3}{4}$-in. . . . . „	0	6	3
78*	Ditto, 6-in. (Jessett's) . each, 6*s.* 9*d.*; with take-off joint	0	8	3
79	Angle on flat . . . . each, $4\frac{3}{4}$-in., 5*s.* 6*d.*; 6-in.	0	7	6
80	Ditto, with take-off joint . each, $4\frac{3}{4}$-in., 6*s.* 6*d.*; 6-in.	0	9	0

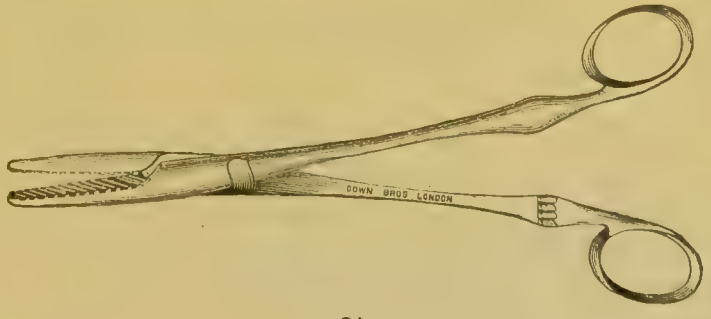

81.

Spencer Wells' Compression Forceps,—

81	Straight, with take-off joint . each, 7-in., 10*s.*; $8\frac{1}{2}$-in.	0	12	0
82*	Ditto, with screw joint . . each, 7-in., 8*s.* 6*d.*; $8\frac{1}{2}$-in.	0	10	0

* The items marked thus * are not illustrated,

No. **Amputation and General Operation Instruments,** *continued,*—

£ *s.* *d.*

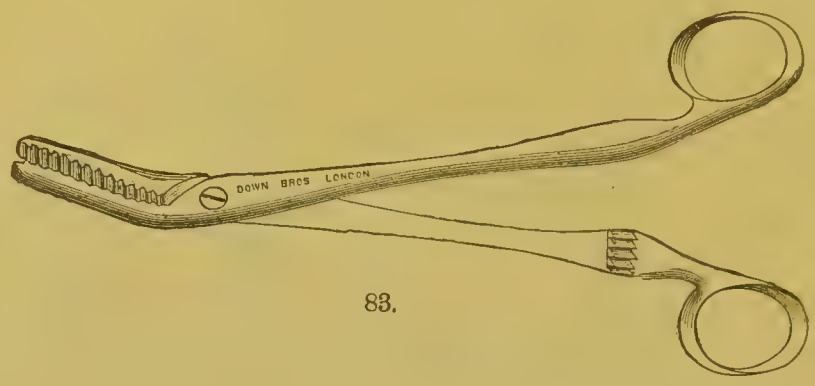

83.

Artery Forceps, etc., nickel plated, *continued,*—

Spencer Wells' Compression Forceps, *continued,*—

83 Angle on flat, with screw joint each, 7-in., 10*s.*; 8½-in. 0 11 6

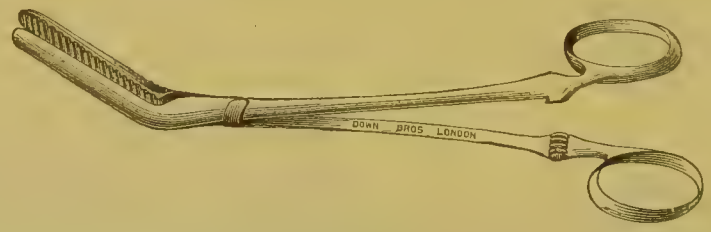

84.

84 Angle on flat, with take-off joint, each, 7-in., 11*s.* 6*d.*; 8½-in. 0 13 6



85.

85 Rectangular, with take-off joint, 8½-in. . . . each 0 14 0

86* Ditto, with screw joint, 8½-in. . . . . „ 0 12 0



87.

87 Syme's, 4½ and 5-in. . . . . each 0 4 6

88* Ditto, with take-off joint . . . . . „ 0 6 0

89* Thornton's (of Margate) . . . . . „ 0 4 6

* The items marked thus * are not illustrated.

No. **Amputation and General Operation Instruments,** *continued*,—

£ s. d.

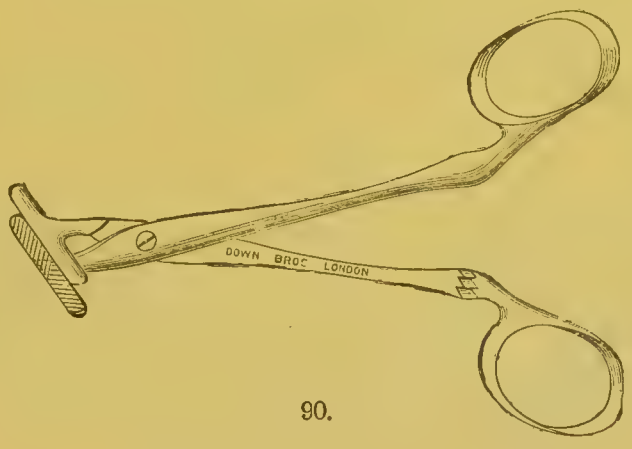

90.

Artery Forceps, etc., nickel plated, *continued*,—

Thornton's Compression Forceps—

90 "T" shape, with screw joint each, 6-in., 9*s.* 6*d.*; 8½-in 0 12 6

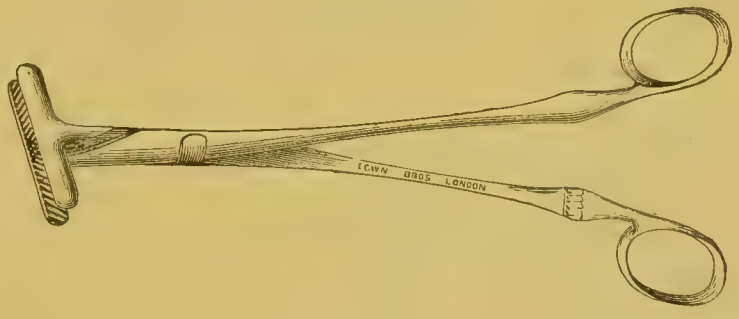

91.

91 "T" shape, with take-off joint . each, 6-in., 11*s.*; 8½-in. 0 14 6

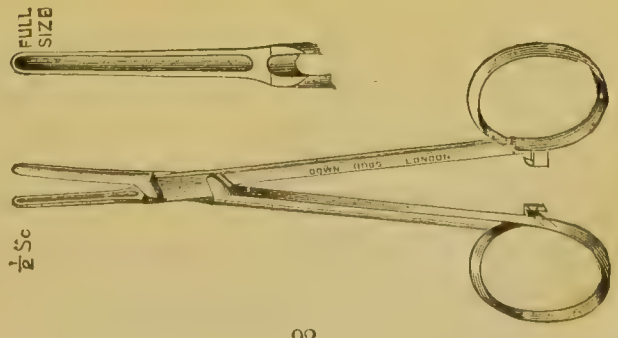

92.

92 Wallace's, with take-off joint, 5-in. . . . . each 0 6 6

93* Ditto, with screw joint, 5-in. . . . . „ 0 5 6

* The items marked thus * are not illustrated.

No.

Amputation and General Operation Instruments, *continued*,—

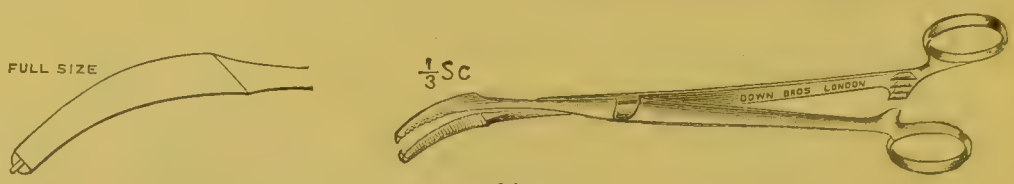

94.

		£	s.	d.
	Peritoneum Forceps, nickel plated (*see also pages* 894–5),—			
94	Mickulitz's, with take-off joint . . . . . each	0	10	0
95*	Ditto, with screw joint . . . . . „	0	8	6

These forceps are in use at Guy's and St. Thomas's Hospitals, etc. The long handles are intended to hang outside the wound.

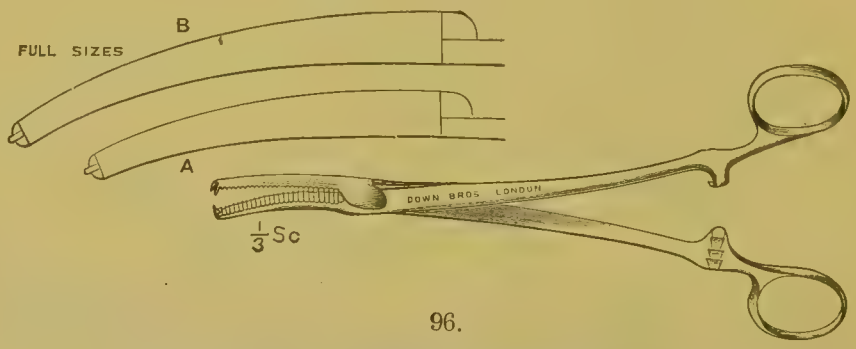

96.

96	Moynihan's Mickulitz's, with take-off joint, size A . . each	0	11	0
97*	Ditto, with screw joint . . . . . „	0	9	6
98	Ditto, larger, for broad ligament, take-off joint, size B „	0	12	0
99*	Ditto, ditto, screw joint . . . . . „	0	10	6

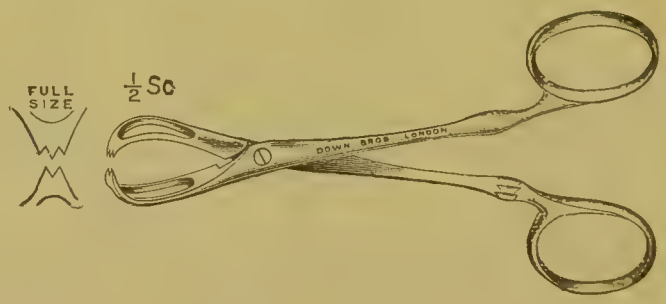

100.

	Tissue Forceps, nickel plated (*see also page* 896),—			
100	Lane's, 2 sizes . . . . each, 4¾ in., 7*s.*; 7 in.	0	9	0
101*	Ditto, with take-off joint . . „ 4¾ in., 8*s.*; 7 in.	0	10	6

These will be found useful for holding flaps, and, where it is desired, to pull tissues, also for buttoning towels to raw surfaces.



102.

102	**Bullet Extractors, nickel plated** (for large bullets) . each	0	9	0

* The items marked thus * are not illustrated.

No. **Amputation and General Operation Instruments,** *continued,*—



103.

		£	s.	d.
	Bullet Forceps, nickel plated,—			
103	Egyptian Army model (suggested by Surgeon-Lieut.-Col. Rogers), with take-off joint . . . . . each	0	9	0
104*	Ditto, ditto, with screw joint . . . . . ,,	0	7	6

"We much preferred the new Egyptian Army model Bullet Forceps to any others."—F. C. Abbott, F.R.C.S. etc., on Surgery in the Græco-Turkish War. *Lancet*, January 14th, 1899.

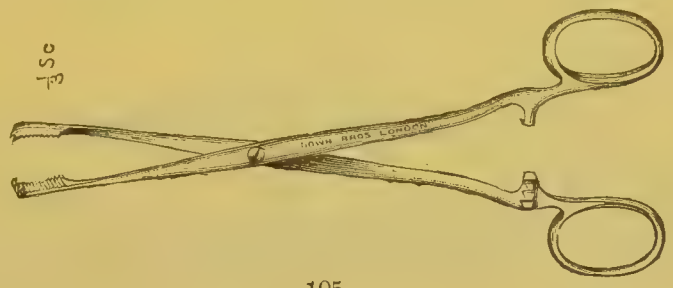

105.



106.

105	French model, with screw joint . . . . . each	0	9	0
106	Ditto, with take-off joint . . . . . ,,	0	10	6

These Forceps are particularly useful in the extraction of nickel-coated small bore bullets, and were successfully employed by Sir. Alfred Fripp at the Imperial Yeomanry Hospital at Dielfontein, South Africa. The jaws when closed are flat and smooth, and easy to introduce, the teeth give a firm hold on the hard coating of the bullet, and the spring tempered shanks are sufficiently elastic to allow the racks to close when the bullet is seized

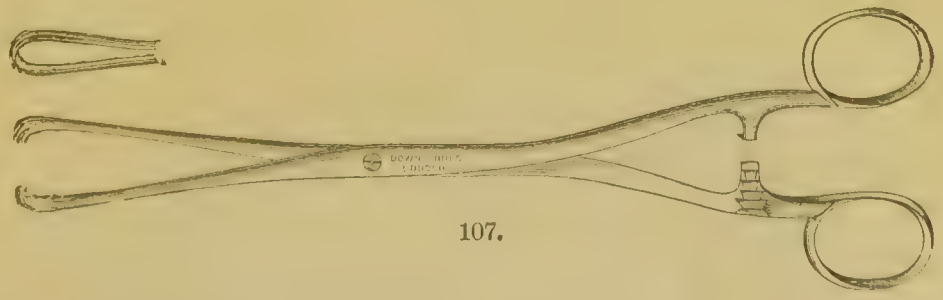

107.

107	Pratt's, with vulsellum ends . . . . . each	0	9	0

* The items marked thus * are not illustrated.

No.

Amputation and General Operation Instruments, *continued*,—

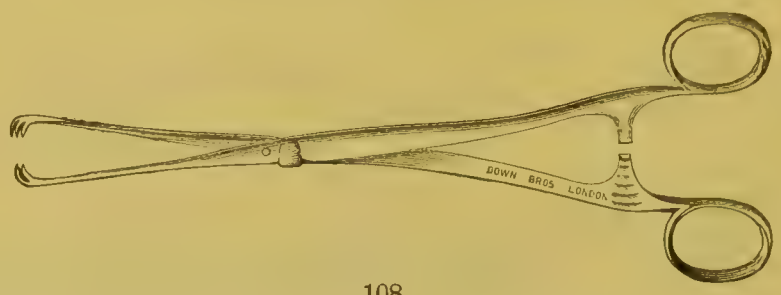

108.

Bullet Forceps, nickel plated, *continued*,—

		£	s.	d.
108	Pratt's, with vulsellum ends and take-off joint . . each	0	10	6

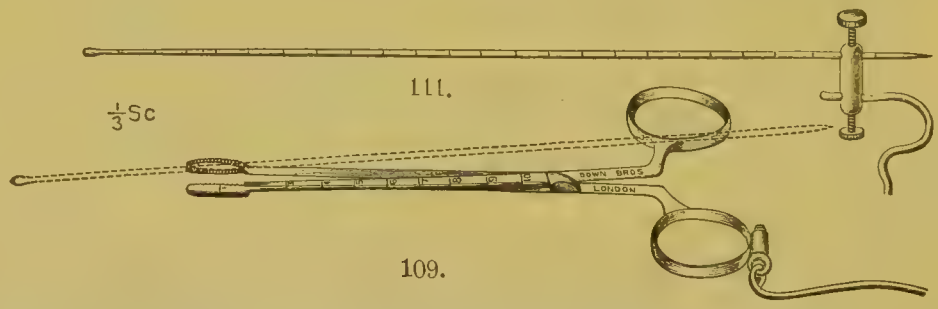

109.

109	Sheen's, for Brain (Down Bros.' patent), graduated 7 in (silver plated) . . . . . each	0	15	6
110*	Ditto, for general use (Down Bros.' patent), do., 8½ in (silver plated) . . . . . each	0	17	6
111	Sheen's Probe, silver plated, for use with either of above „	0	3	6
	Hedley's Telephone (as Fig 119) for use with above . .	1	10	0
	Length of silver wire for connecting probe and telephone .	0	5	0

GRADUATED BULLET FORCEPS AND PROBE FOR USE WITH TELEPHONE BULLET DETECTOR.

(Suggested by WILLIAM SHEEN, Esq., M.S., F.R.C.S., Cardiff.)

DESCRIPTION.

These Forceps are made in two sizes: the larger, designed for the removal of bullets generally, and the smaller for the removal of bullets from the brain. The Forceps are so constructed that they may be attached directly to the Telephone Bullet Detector and used as a combined Probe and Forceps, or they may be used in combination with the specially designed graduated Probe attached to the Detector in the following manner:—The bullet having been located by the Probe, the Forceps are introduced along the Probe,—the jaws of the Forceps being provided with a deep oblique groove for this purpose. In both methods of use the Telephone Detector is in uninterrupted contact with the bullet during extraction, an advantage which much facilitates the operation, and ensures the least possible disturbance of tissue. In cases where the Forceps are used as a Probe and Forceps combined, the connection attached to the Forceps is composed of silver wire, which can be readily sterilized, and while of sufficient rigidity to avoid the risk of accidental short circuiting with the patient's body, is flexible enough not to interfere with delicacy of manipulation. Described in the *Royal Army Medical Corps Journal*, April, 1905.

* The items marked thus * are not illustrated.

No. **Amputation and General Operation Instruments,** *continued*,—

£ s. d.

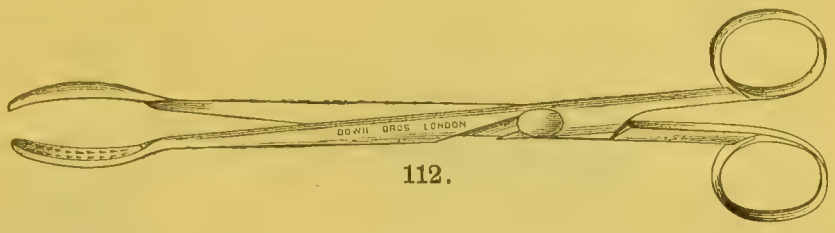

112.

Bullet Forceps, nickel plated, *continued*,—

112 With blades to separate for large bullets . . . each 0 6 6

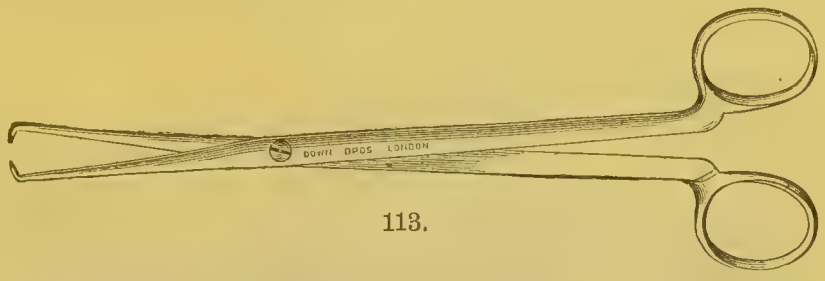

113.

113 With fine points . . . . each, 6*s.* 6*d.*; with rack 0 8 6

114* Ditto, with rack and take-off joint . . . . each 0 10 0



115.



116.



117.



118.

Bullet Probes,—

115 Plated, each, 6-in., 1*s.*; 8-in., 1*s.* 6*d.*; 10-in., 2*s.*; 12-in., 2*s.* 6*d* ; 15-in. 0 3 0

Silver, each, 5-in., 10*d.*; 6-in., 1*s.* 6*d.*; 8-in., 2*s.* 6*d.*; 10-in., 3*s.* 6*d.*; 12-in. 0 4 6

116 Nélaton's, with porcelain tip and handle, each, 5-in., 2*s.* 6*d.*; and 8-in. 0 3 3

117 Ditto, ditto, without handle, 10-in. . . . . each 0 3 0

118 Ditto, Flexible ditto, 12 in. . . . . „ 0 4 6

* The items marked thus * are not illustrated

No.

Amputation and General Operation Instruments, *continued*,—

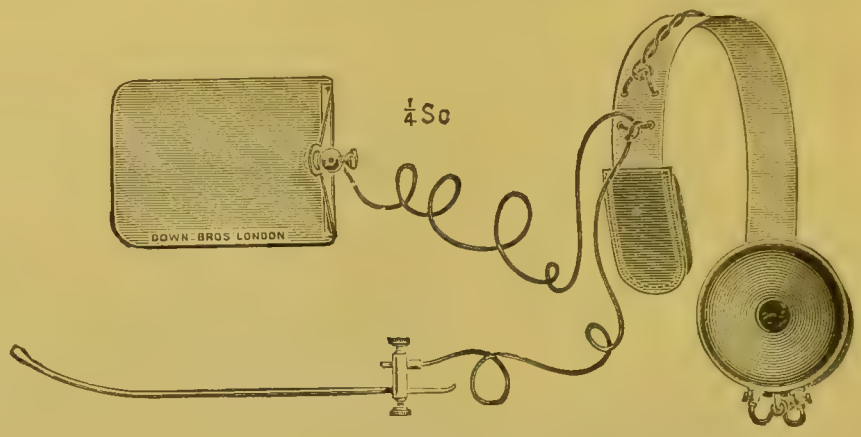

119.

		£	s.	d
	Telephone Bullet Probe,—			
119	Hedley's, with telephone complete . . . . each	1	11	6

DIRECTIONS FOR USE.

The Telephone Receiver is placed on the head of the operator, and the flat plate on the patient's body, good contact being secured by means of a damp pad of lint or other material moistened with a saturated saline solution.

The Probe is introduced into the flesh of the patient, and when a metallic foreign body is touched a fall of potential ensues, and the Telephone buzzes. It is necessary to point out that no mistake can be made, as may be the case with a battery in circuit. In using the "Auto Telephone Probe" the body constitutes an Electrolyte, the Plate one Pole of a Voltaic Couple, and the Probe the other, on touching a metallic body different to that of the Probe, a difference of potential is caused, and the current ensuing flows through the Telephone and is recorded by the Diaphragm in the usual way.

Extract from Sir Frederick Treves' Letter from Spearman's Camp, Natal, to "British Medical Journal," March 10, 1900.

This Instrument has been of the very greatest possible service, and it has proved itself to be absolutely reliable and very easy to manipulate. As we have no Röntgen Ray Apparatus at the front, I do not know what we should have done without this handy little Instrument. In compound fractures with comminution of the bone, it is impossible by any ordinary examination to tell a distorted and broken-up Mauser Bullet from a fragment of bone. The Probe reveals the metal at once, and will detect the smallest fragment. I have a piece of a Mauser, picked out of a compound fracture by the Probe, which has precisely the feel to the finger and common probe of a fragmentary bone.



120

120	Bullet Scoops, nickel plated . . . . . each	0	3	9
121*	Operation Chart (Ormsby's) . . . . . ,,	0	10	6

* The items marked thus * are not illustrated.

No. **Amputation and General Operation Instruments,** *continued,*—

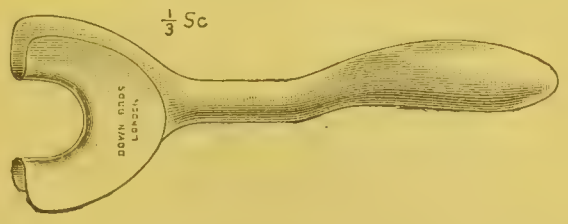

122.

		£	s.	d.
	Retractors, nickel plated,—			
122	Cheek Retractors, for operations about the mouth. . . each	0	3	6

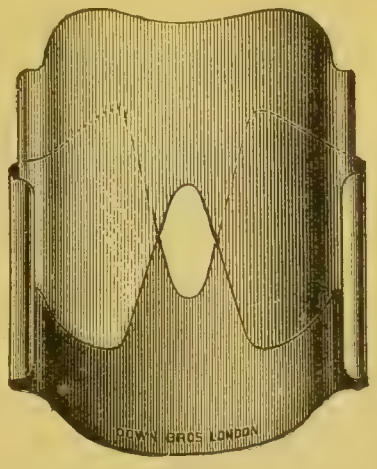

123.

123	Collinson's flap retractors for amputation . . per pair	1	5	0

Extract from the "Scalpel," September, 1898.

The Retractor consists of two blades, which are concavo-convex from side to side, and when fitted together, as in the drawing, practically form half a cylinder with a hole in the centre; this hole is due to the wedge-shaped piece which is absent in each blade. When about to be applied, the two blades are separated entirely, and the female (lower) one is placed so that the bone lies in the apex of its notch: the male blade is passed to the other side of the limb, and then pushed into the grooves of the female one, and thus the bone is encircled in the retractor. The flaps are now covered by the metal, and the instrument is held easily by edges which form the grooves at the sides. In case of two bones, the one bone fits into the apex of one notch, and the other in that of the companion retractor. An ordinary surgical retractor may be placed between the bones, on the proximal side, to retract all the tissues between, if necessary. By pressing the flat end of the female blade firmly on the operating table, the bone can easily be held as if in a vice, and by pulling towards the body, the flaps can be retracted to any extent wished.

No. **Amputation and General Operation Instruments,** *continued*,—
Retractors, nickel plated, *continued*,— £ s. d.

The advantages which this instrument presents are:—

1. Protection of the flaps from damage.
2. Perfect exposure of the bone to be divided.
3. Absolute and easy fixation of the bone.
4. Reduction in the number of assistants required.
5. Perfect protection of the assistant's fingers.
6. Simplicity of cleansing the instrument by boiling or scrubbing.

I feel much indebted to Messrs. DOWN BROS. for their ready help, and for their careful construction of the Instrument.

F. W. COLLINSON, M.B., C.M. Edin., M.R.C.S. Eng.

Preston, *August 5th*, 1898.

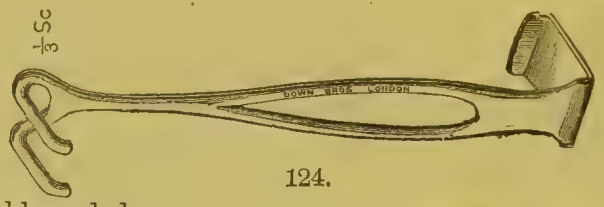

124.

124 Czerny's, double ended . . . . . each 0 5 6

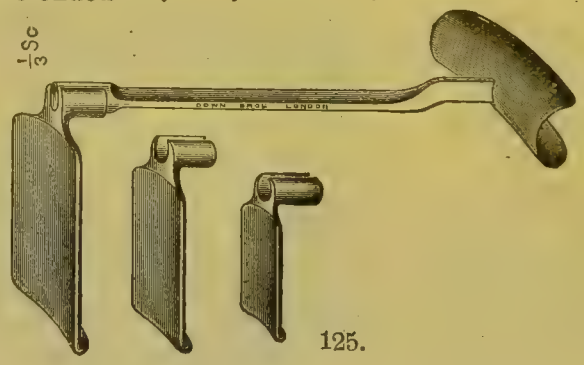

125.

125 Dyball's, set of 3, fitting one handle 1 7 0

Extract from the "British Medical Journal," June, 11, 1904.

A Set of Portable Retractors.—Mr. BRENNAN DYBALL, M.B., F.R.C.S. (Exeter), writes: The set of retractors illustrated will, I think, be found useful in dealing with deep incisions or in abdominal work. The object of the set is to obviate the necessity of having several different sizes of retractors of the ordinary handled patterns, and, by having various size retractor blades made to fit a common handle, economize space and weight. The set, as made for me, consists of three retractor blades, which fit on to one handle, on the same lines as Bozemann's vaginal specula. The blades are slightly curved transversely, and measure 2¾ in., 1¾ in., and 1¼ in. deep by 2 in., 1½ in., and 1 in. wide respectively. At the lower and posterior edge of each is a blunt ridge to give a better hold on the tissues. The handle is **T**-shaped; the stem (with the exception of the male part of the joint) is merely a flat smooth bar 5½ in. long, while the cross-piece (2¾ in. in length) is a hemi-cylinder 1 in. in diameter, forming a surface which provides a good grip, and which in actual use has proved most comfortable to hold. The joint by which the retractor blades engage with the handle is similar to that now made for some sets of Bozemann's specula, and will be best understood by reference to the illustration. Both male and female halves of the joint are slightly coned, giving a joint as firm as if the blade and handle were forged in one piece; but disengaging and changing the blades is a matter of a few seconds only, while there are no catches or corners to harbour dirt. I am much indebted to Messrs. DOWN BROS., St. Thomas's Street, S.E., for the care and trouble they have taken in carrying out my suggestions.

No. **Amputation and General Operation Instruments,** *continued,—*

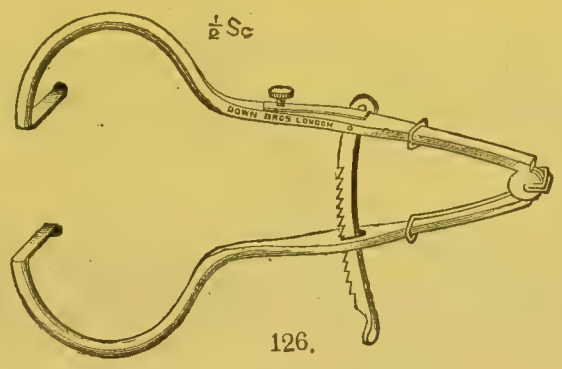

126.

No.		£	s.	d.
	Retractors, nickel plated, *continued,—*			
126	Flemming's Automatic . . . . . each	0	13	6

Extract from the "Lancet," April 2, 1898.

The instrument represented is a pair of self-retaining retractors made at my suggestion by Messrs. DOWN BROS. It is intended for use in such operations as tracheotomy, suturing divided tendons, removal of needles from the palm, and other operations where assistance is often difficult to get, and when the hands of an assistant are apt to be in the way. It is also hoped that its use will tend to obviate the sacrifice of valuable assistance which often occurs when skilled hands are devoted solely to the mechanical purpose of holding open a wound.

ARTHUR L. FLEMMING, M.R.C.S. Eng., L.R.C.P. Lond.
Freshford, near Bath.

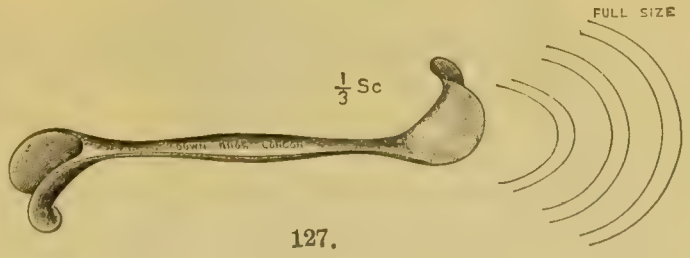

127.

127	Horsley's, per set of 3 sizes	1	1	0

No. **Amputation and General Operation Instruments,** *continued*,—

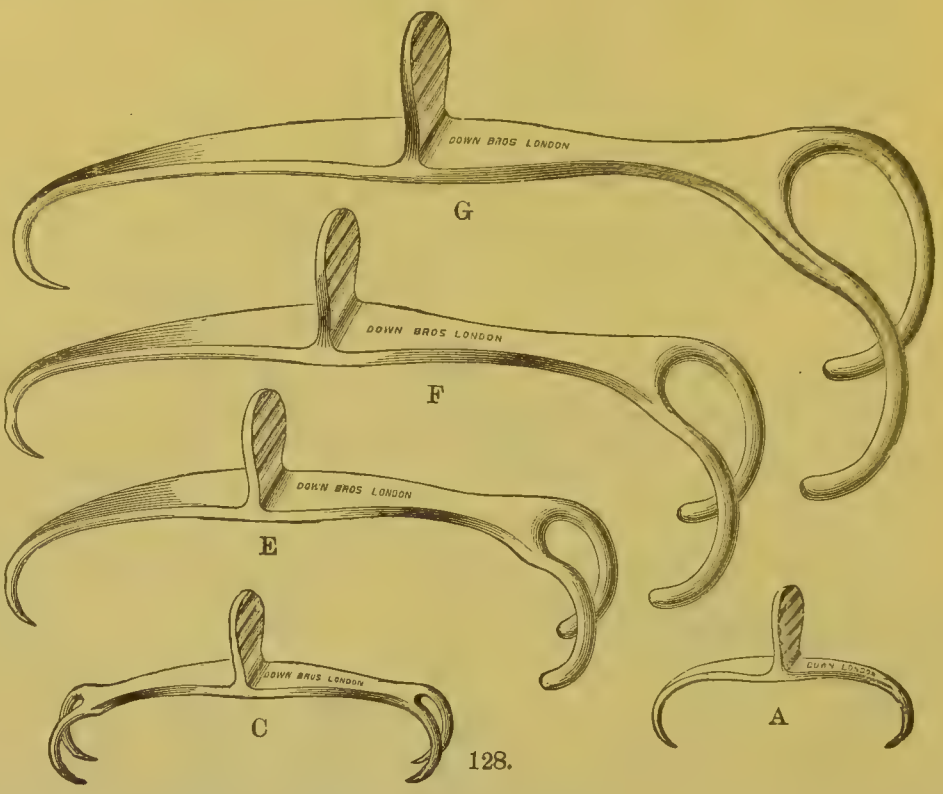

128.

Retractors, nickel plated, *continued*,— £ *s.* *d.*

128 The "Jordan Lloyd" Automatic,—

A.	Single sharp hook each end . . . . . each	0	1	6
B.	Size as A, but with single sharp and double blunt hooks, each	0	2	6
C.	Double sharp hooks each end . . . . . „	0	3	0
D.	Size as C, but with single sharp and double blunt hooks, each	0	3	6
E.	Double blunt and single sharp hooks . . . „	0	4	0
F.	Ditto, ditto . . . . . „	0	4	6
G.	Ditto, ditto . . . . . „	0	5	0



Extract from the "British Medical Journal," December 16, 1893.

It may be regarded as a canon in operative surgery, that the fewer hands employed in any operation the better for the patient. It is for this reason that Mr. Jordan Lloyd, Lecturer on Operative Surgery in the Mason College, Birmingham, has devised an instrument which he has called a self-retaining Retractor or wound hook. The chief point about the instrument is its extreme simplicity, and it is because of this very simplicity that it has proved so useful. The Retractor can best

No.

Amputation and General Operation Instruments, *continued*,—

£ s. d.

Retractors, nickel plated, *continued*,—

be understood by a glance at the diagram. It is made of steel and is nickelled, the hook at one end being fenestrated, and blunt for introduction between the edges of a wound; the other end is pointed, so as to hook easily into the skin of an adjacent part or other resistant structure. This is the whole principle, and in the majority of operations, where wound edges have to be held asunder, so as to enable the Surgeon to see or dissect a deeper structure, they will be found of great service. The small puncture made by the fixing hook is of no consequence, and heals immediately. They are made in various patterns and sizes; those with sharp hooks at each end are useful in holding the edges of widely gaping wounds temporarily together while sutures are being inserted. The hooks may also be used in the same way as ordinary retractors, or they may be fixed into bandages, and held in the same manner. They are of service in numberless operations, where the "antiseptic" hands of assistants may not be available—such as tracheotomy, hernia, ligature of arteries, excision of glands, and other deeply seated swellings, cranial operations, excision of joints, etc. They are made by Messrs. DOWN BROS., St. Thomas's Street, S.E.

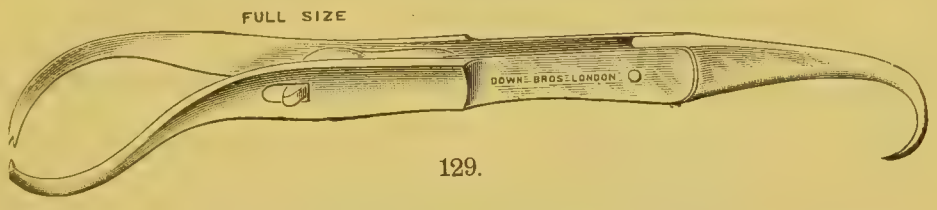

129.

129 Jordan Lloyd's Automatic or Self-holding "Forceps Retractor"
each 0 8 0

This forceps is a development of Mr. Jordan Lloyd's "Automatic Retractor." It will be found generally useful in operative work for holding flaps, etc.

Mr. Jordan Lloyd writes: "I may tell you the little instrument is one of the most useful tools I carry, and I think it should find a permanent place in your catalogue."

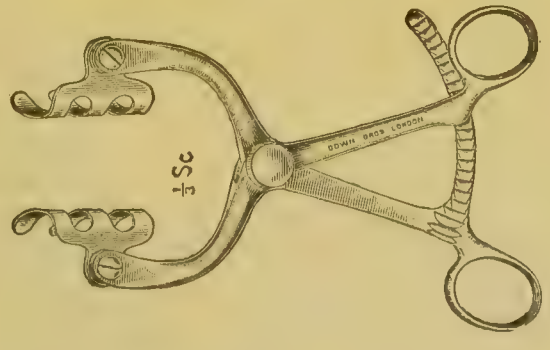

130.

130 Lace's, 2 sizes . . . each, $6\frac{1}{2}$ in., £1 3*s*. 6*d*.; $8\frac{1}{2}$ in. 1 11 6

This Wound Retractor, as made for Mr. F. Lace, F.R.C.S., of Bath, a slight modification of earlier models, will be found useful in general operative work when single handed, and will be appreciated by those Surgeons who prefer to keep the wound as free as possible from the hands.

No.

Amputation and General Operation Instruments, *continued*,—

£ s. d.

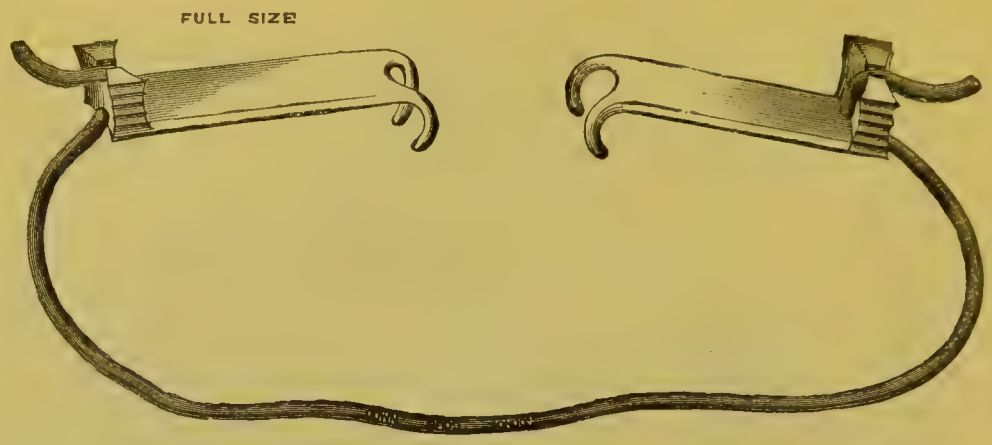

131.

Retractors, nickel plated, *continued*,—

131 Lucy's Automatic, with 1 yard rubber cord . . per pair 0 9 6

Extract from the "Lancet," September 25, 1897.

The accompanying illustration represents a pair of wound retractors threaded on a rubber cord, and designed to obtain traction on the edges of a wound in operations on the neck, limbs, etc. Each retractor consists of a flat piece of steel, one end of which is fashioned into a pair of hooks, blunt or sharp. The other end is bent upwards, is perforated at the angle by a hole through which the rubber cord passes, and the latter is then clipped into a vertical slot after the manner of fixing the ends of a field tourniquet. The instrument may be held or altered in position by grasping the grooved side of the "handle" portion. To use the retractors (say, for excision of a varicose vein of the leg) thread one on each end of a long length of rubber cord or thick tubing and lay its centre beneath the limb; after the skin incision hook a retractor into the wound edges on either side, making the tension sufficient by drawing the cord through the base of either hook and fastening off. Equal or unequal gaping of the wound may be secured by altering the tension on both sides or on one only. The retractors are made of varying sizes and lengths, and with blunt or sharp hooks as desired, but for retracting the abdominal parietes the proximal end is fashioned like a flat pothook but without prongs. For tracheotomy and operations on the middle line of the neck, operations on blood-vessels of the limbs, abdominal sections, and in any situation where bilateral traction can be employed, these retractors will be found useful, especially where one is short-handed as regards assistants.

Some of the advantages possessed by these hooks are:—Less handling of the wound is required; more room is obtained in which to work, and less assistance is necessary; it is, therefore, more easy to maintain asepsis. I am indebted to Professor Jordan Lloyd, of Birmingham, for permission to modify his well-known retractors, and to Messrs. DOWN BROS., of St. Thomas's Street, London, S.E., for the care and patience they have displayed in carrying out my wishes.

REGINALD H. LUCY, M.B. Edin., F.R.C.S. Eng.,
Assistant Surgeon, South Devon Hospital, Plymouth.

No.

Amputation and General Operation Instruments, *continued*,—

£ s. d

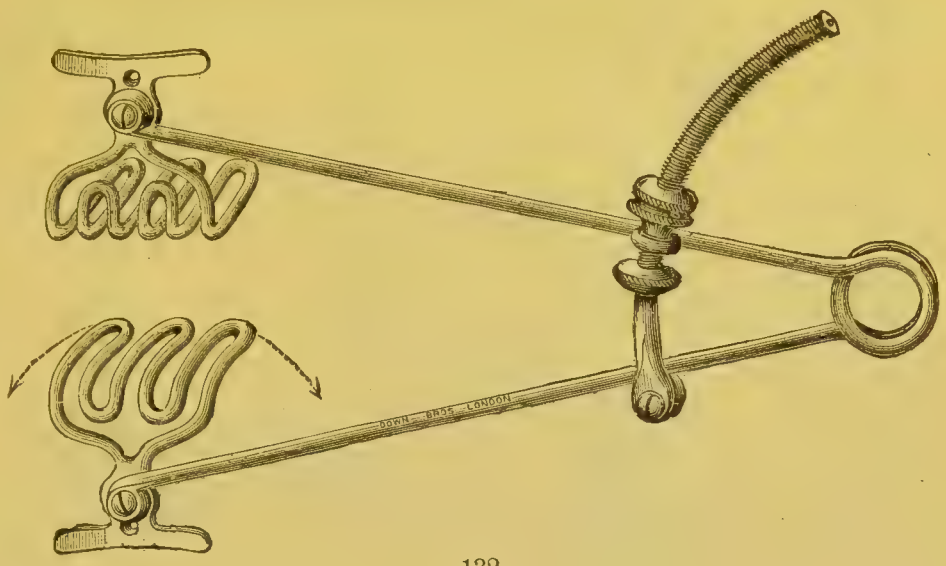

132.

Retractors, nickel plated, *continued*,—

132 Maunsell's Self-holding, for abdominal operations . . each 2 2 0

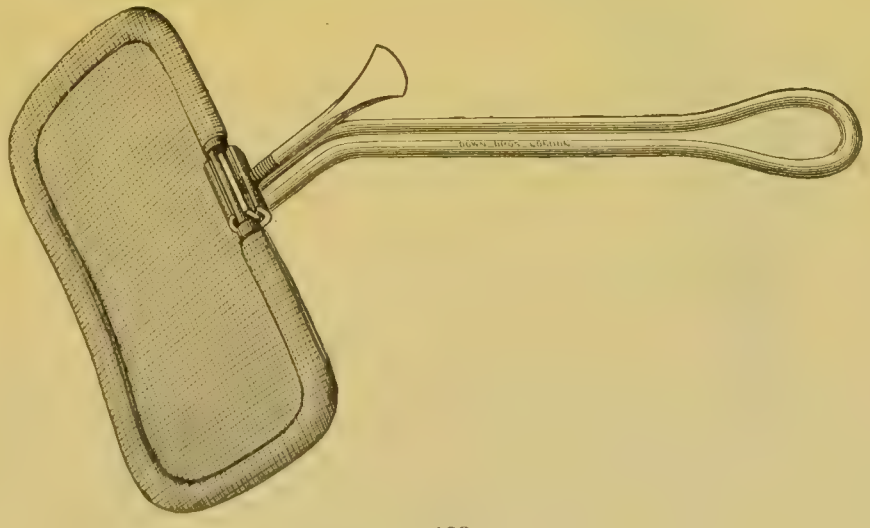

133.

133 Maunsell's Intestine Guard, with Improved Handle, suggested by Mr. Watson Cheyne . . . . . each 0 10 6

No. **Amputation and General Operation Instruments,** *continued*,—

£ s. d.



134.

Retractors, nickel plated, *continued*,—

134 Morris', double ended, each, 1¼ and 1½-in., 9*s.* 6*d.*; 1¾ and 2-in., 10*s.* 6*d.*; 2¼ and 2½-in. 0 11 6



135.

135 Plain metal, each, ½-in., 1*s.* 9*d.*; ¾-in., 2*s.*; 1-in., 2*s.* 3*d.*; 1¼-in., 2*s.* 6*d.*; 1½-in., 2*s.* 9*d.*; 1¾-in. 0 3 0



136.

136 St. Thomas's Intestine Retractor . . . . . each 1 1 0



137.

137 Wire, double ended, 1 × ¾-in. . . . . each 0 2 3

No. **Amputation and General Operation Instruments,** *continued*,—

£ s. d.

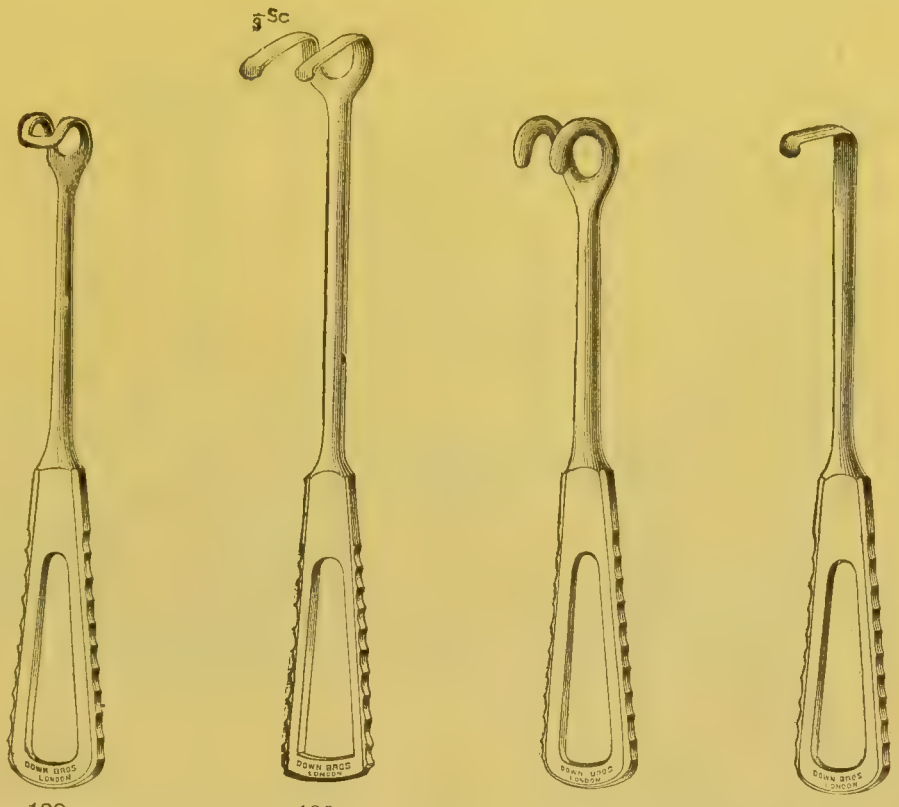

138 139. 140 141.

Retractors, forged entirely out of solid, nickel plated,—

The finger may be passed through the fenestrated handle to secure a firm hold.

138 Durham's, made in three sizes, $\frac{3}{8}$, $\frac{5}{8}$, $\frac{7}{8}$-in. wide, each, 8*s*., 9*s*., and 0 10 0

139 Farabœuf's, 1-in. . . . . each 0 9 6

140 Guy's, double hook pattern, four sizes, $\frac{3}{8}$, $\frac{5}{8}$, $\frac{7}{8}$ and $1\frac{1}{4}$-in. wide, each, 6*s*., 7*s*., 8*s*., and 0 10 0

141 Langenbeck's, two sizes, $\frac{7}{8} \times \frac{1}{4}$-in., and $1\frac{3}{4} \times \frac{1}{2}$-in., each, 6*s*. and 0 6 6



142.

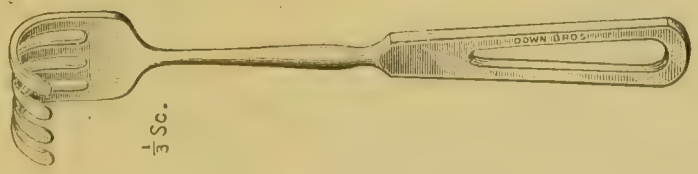

143.

142 London Hospital pattern, with solid blades, $\frac{3}{4}$ in. . . each 0 6 6

143 Mickulitz's (as used at St. Thomas's, etc.), 2 sizes, each, $1\frac{1}{4}$-in., 7*s*. 6*d*.; 2-in. 0 8 6

No. **Amputation and General Operation Instruments,** *continued*,—

£ s. d.

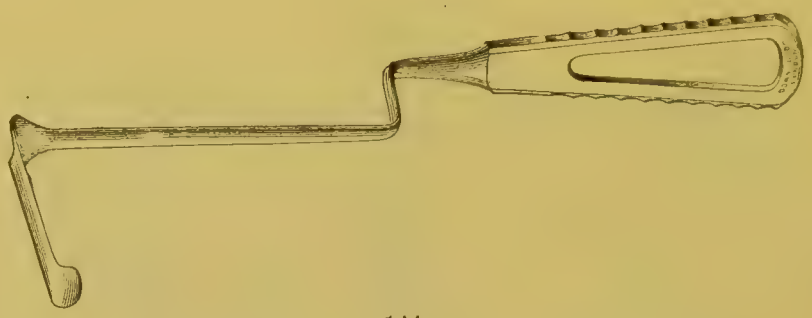

144.

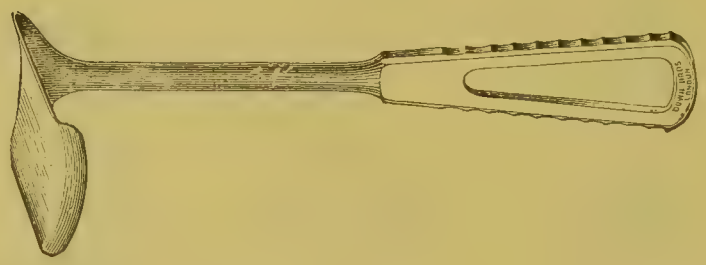

145.



146.

Retractors, forged entirely out of solid, nickel plated, *continued*,—

144 Morris', crank bend, one size, $\frac{5}{8}$-in. . . . . each 0 14 0

145 Morris', three sizes, $1\frac{1}{2}$, 2 and $2\frac{1}{2}$-in. wide, each, 14*s.* 6*d.*, 15*s.* 6*d.*, and 0 16 6

Morris' Retractors have a wide polished reflecting surface, which is so curved as to adapt itself to the wound, and are specially useful for kidney and abdominal operations.

146 Volkmann's, sharp hook, two sizes, $\frac{1}{2}$-in. and $\frac{7}{8}$-in. wide, each, 8*s.* and 0 9 0



147.

147 **Wyeth's Pins** (or Skewers), nickel plated, for amputation at hip joint . . . . . per pair 0 6 0

No.

Amputation and General Operation Instruments, *continued*,—

£ *s.* *d.*

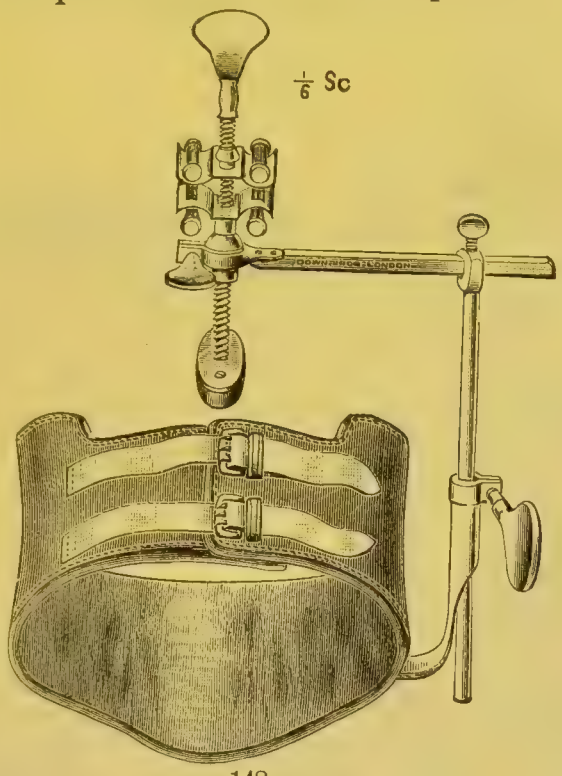

148

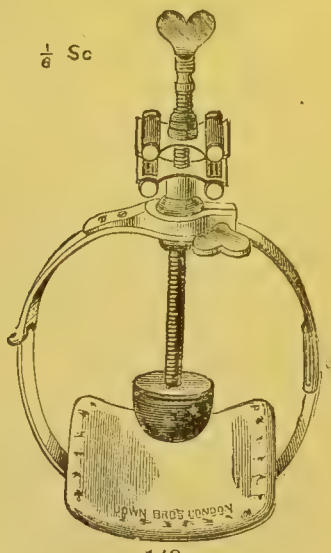

149.

Tourniquets,—

148 Carte's, for the aorta, nickel plated . . . . . each 5 5 0

149 Ditto, for the thigh, ditto . . . . . „ 2 7 6



150.



151.

150 Davy's Lever (for compressing iliac artery per rectum) . each 0 5 6

151 Davy's Lever, steel, nickel plated . . . . . „ 0 10 6

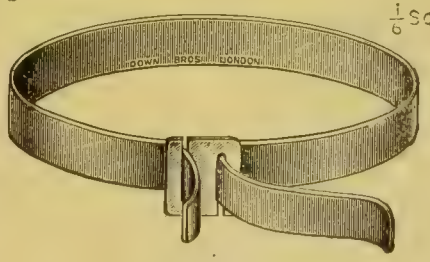

153.



152.

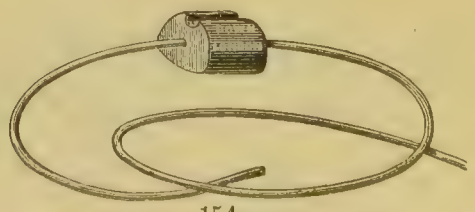

154.

152 Esmarc's India-rubber Tube, with hook and chain, 5*s.* 3*d.*; and bandage, 5*s.* 6*d.* . . . . . complete, in tin box 0 12 0

153 Flat India-rubber Band with slotted metal grip . . each 0 7 6

154 Foulis' India-rubber Cord . . . . . each 0 2 9

No.

Amputation and General Operation Instruments, *continued*,—

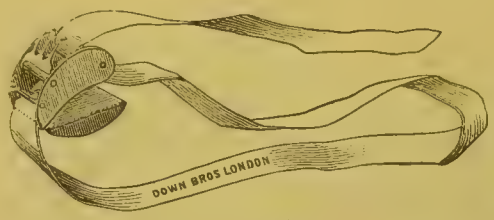

155.



156.

Tourniquets, *continued*,—

		£	s.	d.
155	Field . . . . . each	0	2	0
156	Lead Weight for Aneurysm, leather covered, as used at Guy's . . . . . each	1	3	0



157.

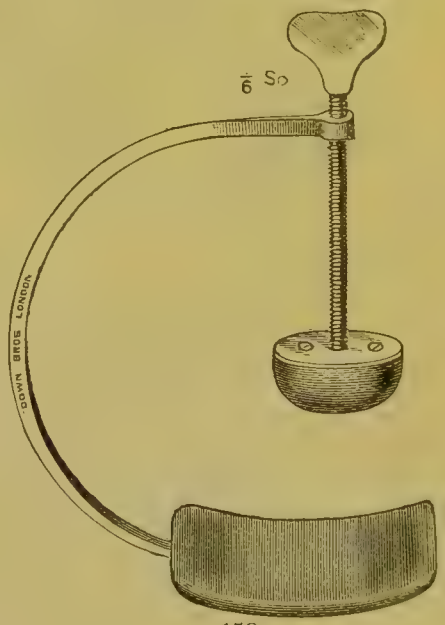

158.

157	Lister's, nickel plated . . . . . each	0	16	6
158	Ditto, for the aorta, nickel plated . . . . . „	1	2	0

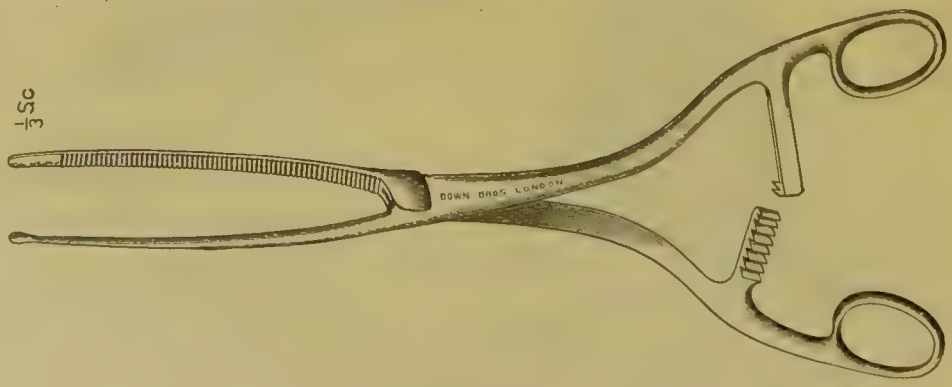

159.

159	Lynn Thomas's Tourniquet Forceps, nickel plated . . each	1	5	0

No. **Amputation and General Operation Instruments,** *continued,—*

£ s. d.

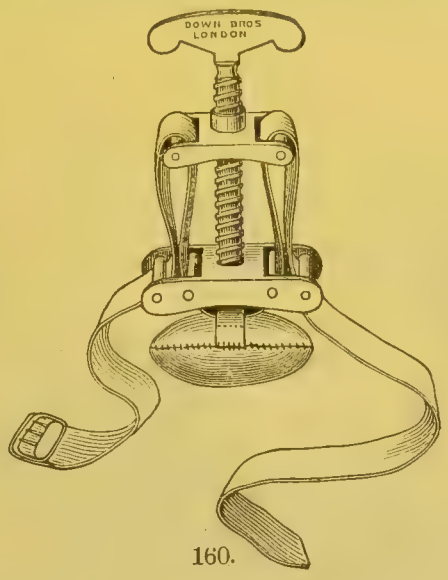

160.

Tourniquets, *continued,—*

160 Petit's Spiral . . . . . each 0 6 6

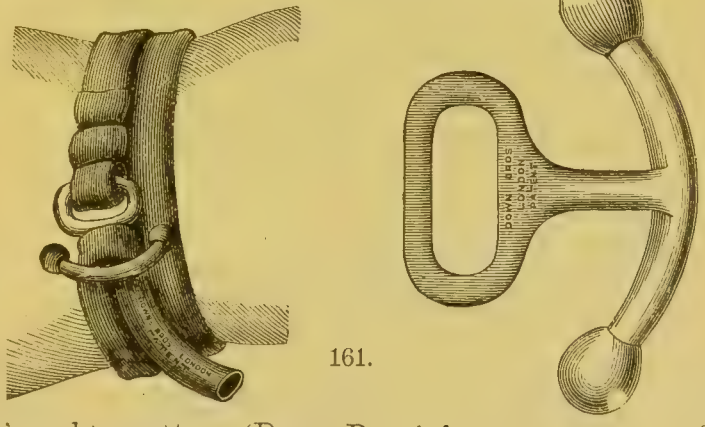

161.

161 Samways' anchor pattern (Down Bros.' former patent), to fix at any point . . . . . each 0 5 6

162* Ditto, ditto, small size for arm . . . . . ,, 0 4 6

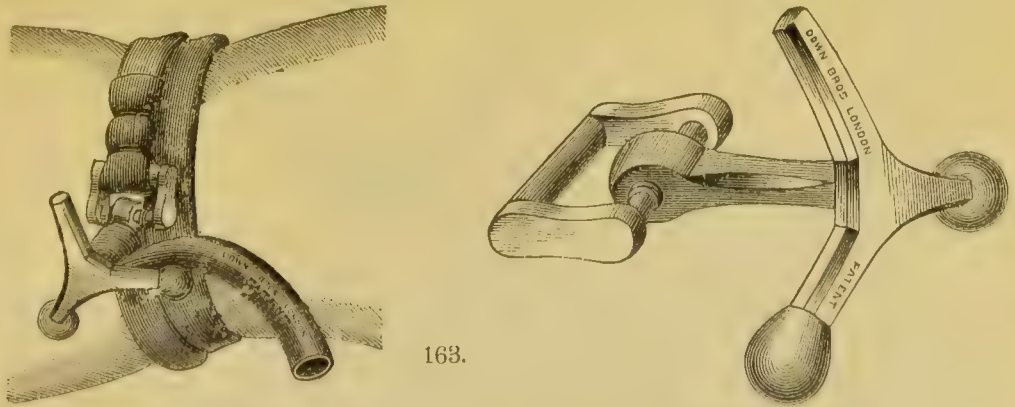

163.

163 Samways' Grapnel pattern (Down Bros.' former patent) . each 0 7 6

* The items marked thus * are not illustrated

No. **Amputation and General Operation Instruments,** *continued,—*

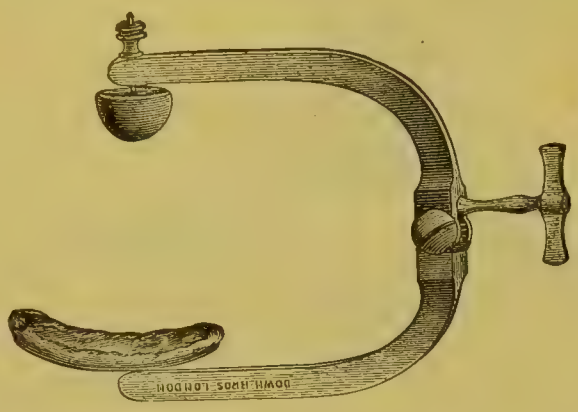

164.

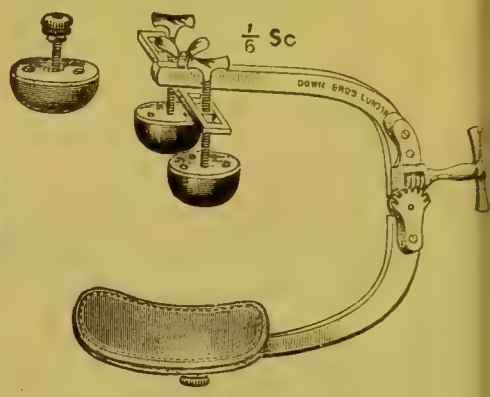

165.

		£	*s.*	*d.*
	Tourniquets, *continued,—*			
164	Signoroni's, nickel plated . . . . . each	1	4	0
165	Ditto, ditto, with two pads, to apply pressure alternately to different parts of the artery . . . . . each	1	15	0

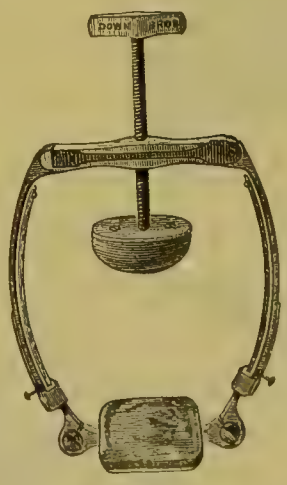

166

166	Skey's, nickel plated . . . . . each	2	4	0

No.

Minor Operation Instruments.



167.

£ s. d.

167 **Set.** In mahogany case, consisting of,—

Finger Knife, Sharp Curved Bistoury, Probe Curved Bistoury, Hernia Bistoury, Paget's Knife, Nævus Needle, Aneurysm Needle, 3 Scalpels, 2 pairs Spencer Wells' Artery Forceps, Dissecting Forceps, Dressing Scissors, Director, Hernia Director; Needles and Silk.

The Knives, etc., forged entirely of solid steel, handles nickel plated, and the blunt instruments nickel plated . . 3 3 0

No. **Minor Operation Instruments,** *continued,*— £ *s.* *d.*



168.

168 **Aseptic Set.** The instruments fitted into metal frames, in a metal tray. The tray can be used for antiseptic solution, and forms an inside lining to a brass-bound mahogany case, consisting of,—

Finger Knife, Sharp Curved Bistoury, Probe Curved Bistoury, Hernia Bistoury, Paget's Knife, Nævus Needle, Aneurysm Needle, 3 Scalpels, 2 pairs Spencer Wells' Forceps, Dissecting Forceps, Dressing Scissors, Director, Hernia Director, Silk on metal reel, and Needles.

The Knives forged entirely of solid steel, handles nickel plated, and all Forceps made with joints to take apart and nickel plated 5 5 0



169.

No.

Minor Operation Instruments, *continued*,—

169 **Set.** In mahogany case, consisting of,— £ s. d.

Finger Saw, Finger Knife, Sharp Curved Bistoury, Probe Curved Bistoury, Hernia Bistoury, Nævus Needle, Aneurysm Needle, Paget's Knife, 3 Scalpels, Hernia Director, Steel Director, Dissecting Forceps, Dressing Scissors, 3 pairs Spencer Wells' Artery Forceps, 2 Plain Metal Retractors, Silk, Wire, Needles for Silk and Wire.

The Knives, etc., forged entirely of solid steel, handles nickel plated, and the blunt instruments nickel plated . . 4 0 0

170* **Aseptic Set.** The Instruments fitted into metal frames, in a metal tray. The tray can be used for antiseptic solution, and forms an inside lining to a brass-bound mahogany case, consisting of,—

Finger Saw, Finger Knife, Sharp Curved Bistoury, Probe Curved Bistoury, Hernia Bistoury, Nævus Needle, Aneurysm Needle, Paget's Knife, 3 Scalpels, 3 pairs Spencer Wells' Forceps, Dissecting Forceps, Dressing Scissors, 2 Plain Metal Retractors, Director, Hernia Director, Needles, Silk and Wire on metal reels.

The Knives forged entirely of solid steel, handles nickel plated, and all Forceps made with joints to take apart, and nickel plated 6 6 0



171.

* The items marked thus * are not illustrated.

No. **Minor Operation Instruments,** *continued*,—

£ s. d.

171 **Set.** In brass-bound mahogany case, consisting of,—

Fergusson's Saw, Finger Knife, Sharp Curved Bistoury, Probe Curved Bistoury, Hernia Bistoury, Paget's Knife, Adams' Tenotomy Knife, Nævus Needle, Aneurysm Needle, Double Blunt Hook, 3 Scalpels, Hernia Director, Steel Director, 3 pairs Spencer Wells' Artery Forceps, Fenestra Artery Forceps, Dissecting Forceps, Dressing Scissors, Bryant's Dressing Forceps, Double Bone Scoop, 2 Plain Metal Retractors, Macphail's Needle Holder, Silk, Wire, Needles for Silk and Wire.

The Knives forged entirely of solid steel, handles nickel plated, saw with metal handle, and the blunt instruments nickel plated 6 10 0

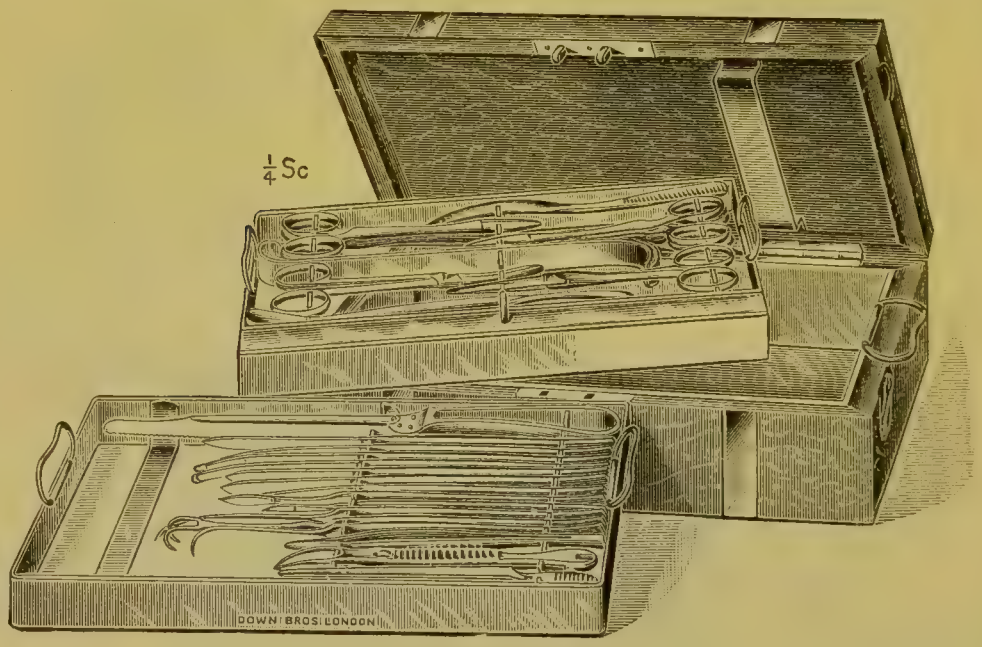

172.

172 **Aseptic Set.** The instruments fitted into metal frames, in a metal tray. The tray can be used for antiseptic solution, and forms an inside lining to a brass-bound mahogany case, consisting of,—

Fergusson's Saw, Finger Knife, Sharp Curved Bistoury, Probe Curved Bistoury, Hernia Bistoury, Paget's Knife, Adams' Tenotomy Knife, Nævus Needle, Aneurysm Needle, Double Blunt Hook, 3 Scalpels, 3 Spencer Wells' Forceps, Fenestra Artery Forceps, Dissecting Forceps, Bryant's Dressing Forceps, Straight Scissors, 2 Plain Metal Retractors, Double Bone Scoop, Director, Hernia Director, Macphail's Needle Holder, Silk and Wire on metal reels, and Needles.

The Knives forged entirely of solid steel, handles nickel plated, and all Forceps made with joints to take apart and nickel plated 8 18 6

No. **Minor Operation Instruments,** *continued,—*



173.

£ *s. d.*

173 Set. In brass-bound mahogany case, consisting of,—

Fergusson's Saw, Breast Knife, Finger Knife, Straight Probe Bistoury, Probe Curved Bistoury, Sharp Curved Bistoury, Hernia Bistoury, Paget's Knife, 2 Nævus Needles, Aneurysm Needle, Parker's Blunt Tenotomy Knife, Adams' Sharp Tenotomy Knife, Double Blunt Hook, Tenaculum, 4 Scalpels, 2 Double Hook Retractors, Bone Gouge, Bone Forceps, Fenestra Artery Forceps, Straight Necrosis Forceps, 6 pairs Spencer Wells' Artery Forceps, Bryant's Dressing Forceps, 6-inch Straight Scissors, 6-inch Curved on Flat Scissors, Dissecting Forceps, Hernia Director, Steel Director, Brodie's Silver Fistula Director, Double Bone Scoop, Raspatory, Macewen's Right and Left Hernia Needles, Watson Cheyne's Probe and Dissector, Macphail's Needle Holder, reel each Silk and Wire, Needles for Silk and Wire.

The Knives forged entirely of solid steel, handles nickel plated, Saw with metal handle, and the blunt instruments nickel plated 12 17 0

No. **Minor Operation Instruments,** *continued,—*



174.

£ *s.* *d.*

174 **Aseptic Set.** The instruments fitted into metal frames, in a metal tray. The tray can be used for antiseptic solution, and forms an inside lining to a brass-bound mahogany case, consisting of,—

Fergusson's Saw, Breast Knife, Finger Knife, Straight Probe Bistoury, Sharp Curved Bistoury, Probe Curved Bistoury, Hernia Bistoury, Paget's Knife, Adams' Sharp Tenotomy Knife, Parker's Blunt Tenotomy Knife, 2 Nævus Needles, Aneurysm Needle, Macewen's Right and Left Hernia Needles, Double Blunt Hook, Tenaculum, 4 Scalpels, 6 Spencer Wells' Forceps, Fenestra Artery Forceps, Dissecting Forceps, Bryant's Dressing Forceps, Curved on Flat Scissors, Straight Scissors, 2 Double Hook Retractors, Bone Forceps, Necrosis Forceps, Bone Gouge, Double-ended Volkmann's Spoon, Raspatory, Watson Cheyne's Probe and Dissector, Director, Hernia Director, Brodie's Silver Fistula Director, Macphail's Needle Holder, Silk and Wire on metal reels, and Needles.

The Knives forged entirely of solid steel, handles nickel plated, and all Forceps made with joints to take apart, and nickel plated 15 15 0

No.

Minor Operation Instruments, *continued*,—



175.

£ s. d.

175 **Aseptic Set, Navy Regulation.**

The Knives, etc., forged entirely of solid steel, handles nickel plated, and all forceps and scissors made with joints to take apart and nickel plated. The instruments fitted in metal frames in a metal tray. The tray can be used for antiseptic solution, and forms an inside lining to a brass-bound mahogany case, consisting of,—

Metacarpal Saw, Straight Sharp Bistoury, Curved Sharp Bistoury, Curved Probe Bistoury, Hernia Bistoury, Strong Knife 4-inch blade, 3 Scalpels, Scalpel (double edge), Tenotomy Knife, Sharp Hook, Aneurysm Needle, 6 Spencer Wells' Forceps, Bone Forceps, Tongue Forceps, Scissors (straight), 2 Tracheotomy Tubes, Probe (Silver), Canaliculus Director, 2 Directors with Ear Scoops, Hernia Director, 1 oz. Silk 10 0 0

No. **Minor Operation Instruments,** *continued*,—



176.

£ s. d.

176 **Aseptic Set, "Colonial,"** suggested by Mr. R. Fox-Symons, M.R.C.S., etc., late Medical Officer of Health, Transvaal.

The Knives, etc., forged entirely of solid steel, handles nickel plated, and all forceps and scissors made with joints to take apart and nickel plated. The instruments fitted in metal frames in a metal tray. The tray can be used for antiseptic solution, and forms an inside lining to a brass-bound mahogany case, consisting of,—

Finger Knife, 1 each Curved Sharp, Curved Probe and Hernia Bistouries, 4 Scalpels, Paget's Knife, 2 Parker's Tenotomes, Blunt Hook, Double Blunt Hook, Grooved Sharp Hook, Aneurysm Needle, 1 each right and left St. Thomas's Hernia Needles, Director and Hernia Director, 2 Jordan Lloyd's Automatic Retractors, 6 Spencer Wells' Artery Forceps, Durham's Raspatory and Dissector, Fine Rat-tooth Dissecting Forceps, Lister's Sinus Forceps, 5-in. Silver Probe, Hydrocele Trocar and Canula, Hydrocele Syringe, 2 Durham's Silver Tracheotomy Tubes with Pilots, Caiger's Tracheal Dilating Forceps, 1 Set Purves' Aural Specula, and Frankel's Nasal Speculum . . . 15 12 0

N.B.—To complete the Outfit an Amputation Case is also required (*see page* 10).

No. **Minor Operation Instruments,** *continued,*— £ *s.* *d.*



177.

177 **New Surgical Bag,** suggested by N. Hay Forbes, F.R.C.S. Edin., fitted with removable sterilizable lining, Down Bros.' Portable Sterilizer with Spirit Lamp, Alcock's Ligature Holder, Bottle Carbolized Drainage Tubes, Iodoform Dredger, box Safety Pins, 3 each 1-oz. and 2-oz. N.M. Bottles in metal cases, metal Soap Box, Nail Brush in metal box, ample space for Instruments, etc., and japanned tin box for Dressings in separate partition underneath, complete 7 10 0

The Morocco Bag only, $18\frac{1}{2} \times 7\frac{1}{4} \times 13\frac{1}{4}$ 3 13 0

Extract from the "Lancet," November 12, 1897.

To the surgeon whose operative skill is in constant demand, few things are of greater usefulness than a thoroughly well-made and serviceable bag, in which to carry his instruments, dressings, sterilizing apparatus, and ligatures. The essentials of such a bag are: (*a*) strength and durability of material throughout; (*b*) simplicity of construction, especially avoidance of too numerous and complicated fittings; and (*c*) portability consistent with the two former essentials. Messrs. Down Bros. have given this subject much attention, and with a few suggestions from myself and others a bag has been evolved which admirably answers the purpose. The main features of this bag are: (*a*) on opening, an easily removable tray with sterilizing apparatus, a glass-covered and aseptic ligature-holder, drainage-tubes, iodoform dredger, and safety pins; (*b*) nail-brush and soap in metal boxes, and a few stoppered bottles in cases; and (*c*) a large space below for instruments, etc., with pocket inside, and at one end a small outside pocket with metal receptacle for dressings. Neatness and tidiness, scrupulous cleanliness, and minute attention to all details are invaluable qualities in a good surgeon, and to those who wish to foster and enlarge these qualities the surgical bag will be found an additional impulse for doing so.

N. Hay Forbes, F.R.C.S. Edin. (Exam.).
Drumminor, Tunbridge Wells.

No. **Minor Operation Instruments,** *continued*,—



178.

178 **Down Bros.' New Wide-mouth Physicians' Bags,** fitted with removable sterilizable linings in Black Morocco or Brown Cowhide (at same prices).

	£	s.	d.
No. 1 size, 12-in., with loops for 4 Bottles, Pocket Case, and Hypodermic Syringe . . . . . each	1	7	0
No. 2 size, 14-in., with loops for 5 Bottles, ditto, ditto . ,,	1	10	0
No. 3 size, 16-in., with loops for 5 Bottles, ditto, ditto . ,,	1	14	0
No. 4 size, 18-in., with loops for 5 Bottles, ditto, ditto . ,,	1	18	0

Colt's Set of Instruments for Wiring Aneurysms.

DESIGNED BY G. H. COLT, B.A., ST. BARTHOLOMEW'S HOSPITAL.

Vide PAPER BY MESSRS. D'ARCY POWER, M.A., M.B., AND G. H. COLT, "LANCET," SEPTEMBER 19, 1903.

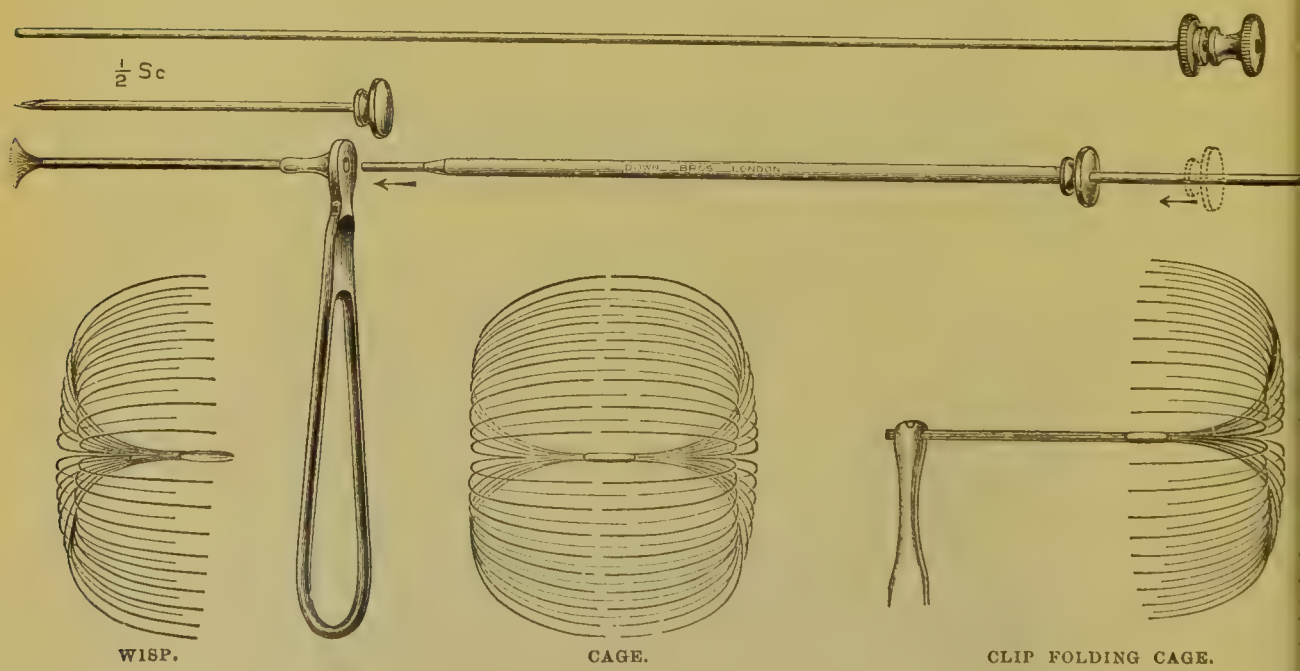

179.

179 **Colt's Set of Instruments for Wiring Aneurysms,**—

	£	s.	d.
Complete in Aseptic Metal Case	4	4	0

No.

Minor Operation Instruments, *continued,*—

Instruments for Wiring Aneurysms, *continued,*—

The Set consists of:

1 Trocar and canula, 2 inches long.

1 Trocar and canula, 4 inches long.

1 Trocar and insulated canula, 4 inches long.

4 Cartridges, numbered 1 to 4.

2 Ramrods, 1 long and 1 short.

1 Special Ramrod with clamp for attaching conducting cord; for use with insulated canula.

1 Clip for folding the cage.

1 Wisp, packing to $2\frac{1}{2}$ inches, containing 75 inches of wire, surface area, $1\frac{3}{4}$ square inches.

1 Wisp, packing to $3\frac{1}{2}$ inches, containing 105 inches of wire, surface area, $2\frac{1}{2}$ square inches.

1 Wisp, packing to 5 inches, containing 150 inches of wire, surface area, $3\frac{1}{2}$ square inches.

1 Cage, packing to 5 inches, containing 150 inches of wire, surface area, $3\frac{1}{2}$ square inches.

DIRECTIONS FOR USE.

The whole apparatus, with the exception of the insulated canula, can be boiled in soda solution. The wisps and cages should be boiled, unfolded, for half an hour. The hands of the assistant having been sterilized, he should insert each cage and wisp into a cartridge, as below, and note their respective numbers. The loaded cartridges should then be boiled again for half an hour, and are ready for use. An estimate is made, as far as possible, before and during the operation of the size of the wisp or cage suitable, and then the corresponding cartridge is used. The aneurysm is punctured, the trocar withdrawn, and the cartridge fitted to the canula. The ramrod is inserted and caused to push the cage or wisp home gently. The ramrod should be grasped close to the cartridge. If the ramrod should stick, when the cage or wisp arrives at the junction of the canula and the cartridge, no force should be used, for the ramrod may get bent, but the cartridge should be rotated slightly, when all will go smoothly. When the wisp is used, it is recommended to puncture in a direction estimated as towards the plane of the opening of the sac into the vessel from which it arises: when a cage is employed, in a direction parallel to this plane.

When a longer canula is used, the longer ramrod must also be used.

To insert a wisp into the cartridge, place the soldered end in the end of the cartridge which fits the canula, and manipulate the wisp into position, backwards, without allowing the wires to cross: that is to say, each wire should remain in its own plane, and the soldered end be nearest the ramrod when the latter is in position.

To insert a cage into the cartridge, grasp the central portion of the cage with the clip provided, and by drawing it towards the ends fold up one end of the cage. Insert this in the studded end of the cartridge, and

No.

Minor Operation Instruments, *continued*,—

Instruments for Wiring Aneurysms, *continued*,—

then manipulate into position as for a wisp, finishing with a ramrod. When in position, a wisp or cage should just be visible at the end of the cartridge which fits the canula.

If electrolysis is to be employed, use the insulated canula and the ramrod provided with a terminal screw. Sterilize the canula by soaking in carbolic, not by boiling it, which would remove the insulation. The carbolic should enter the tube. The rest of the apparatus is prepared as before. Before puncturing, dry the outside of the canula with gauze to prevent overflow of current. Connect the positive pole of the electrical apparatus with the terminal on the ramrod, and at the operation push the latter home to the edge of the gilding on it. When this is done, one inch of the wisp is still in the canula and makes contact with the terminal. When the electrolysis is over, push the ramrod home. It is recommended that the wisp and not the cage be used when electrolysis is employed, for there is less danger when it is finally pushed home of the clot being dislodged from it.

Note the size and clotting surface of the cage or wisp employed, for future reference.

A few minutes' examination of the apparatus is advisable before use, and is better than a lengthy description.

All tubes after use should be carefully dried inside with the pipe cleaner, then warmed in a flame and dusted inside with powdered lime. The wisps and cages may be dried carefully, powdered with lime and packed in the cartridges until required.



180.

No.		£ s. d.
180	Griffiths' (suggested by Mr. Cornelius Griffiths, of Cardiff), consisting of Trocar and Canula, with extra Vulcanite Canula for passing through the Silver Canula, after withdrawal of Trocar, and pilot for pushing the end of wire into the sac . . . . . per set	0 12 6

N.B.—The Vulcanite Canula serves to insulate the wire which is attached to the Negative pole of Battery.



181.

181	**Aneurysm Pins** (Macewen's), for treating Aneurysm by scratching sac . . . . . per dozen	0 2 0

No.

Minor Operation Instruments, *continued*,—

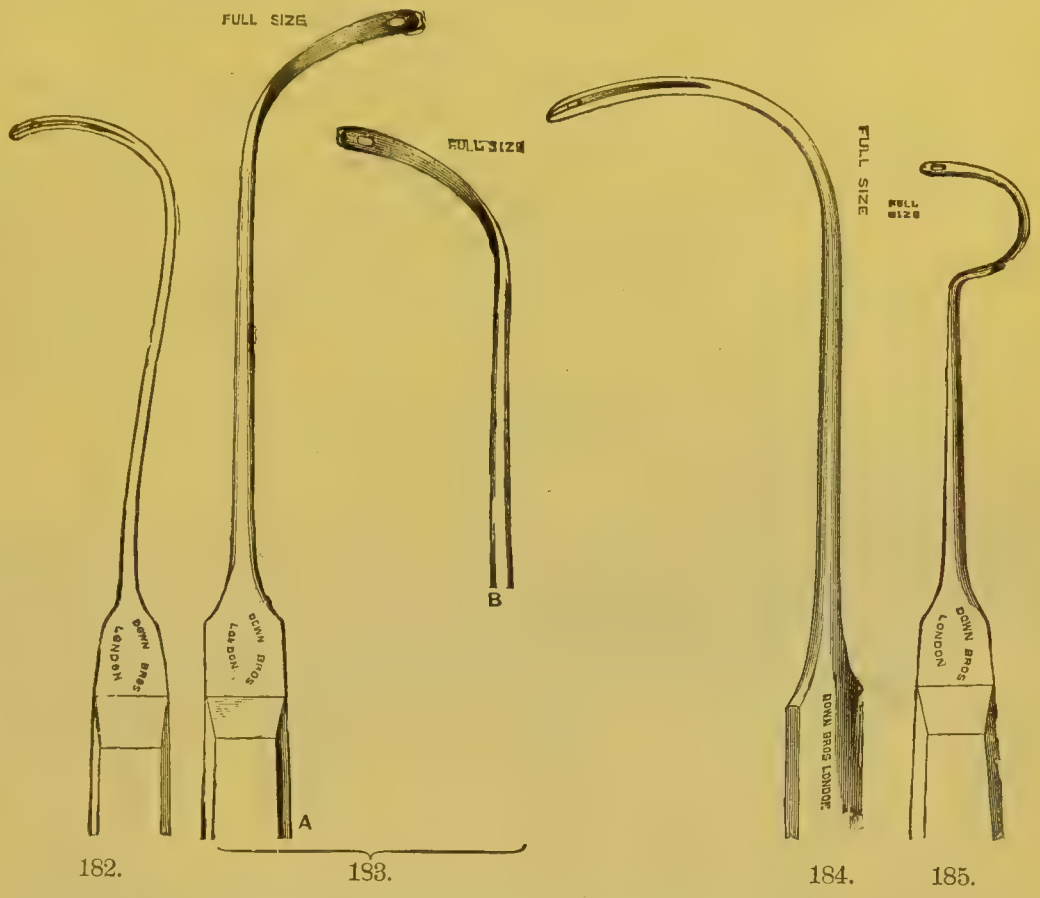

182. 183. 184. 185.

	Instruments forged entirely out of solid, plain nickel-plated handles,—	£	s.	d.
182	Aneurysm Needles (Syme's) . . . . . each	0	3	6
183*a*&*b*	Ditto, right and left (Dupuytren's) . . . . „	0	4	0
184	Ditto, with large curve (used for Hernia, etc.) . . „	0	4	6
185	Ditto, small (used for Transfusion) . . . . „	0	3	6

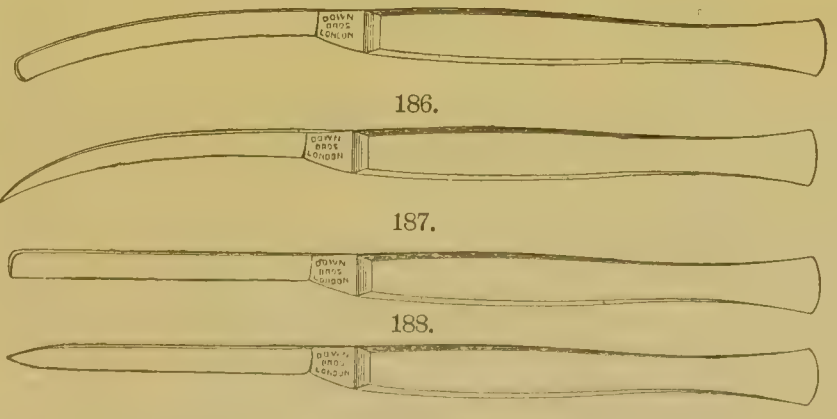

186.

187.

188.

189.

186	Bistouries, curved probe . . . . . each	0	3	6
187	Ditto, ditto, sharp . . . . . „	0	3	6
188	Ditto, straight probe . . . . . „	0	3	6
189	Ditto, ditto, sharp . . . . . „	0	3	6

No.	Minor Operation Instruments, *continued*,—	£	s.	d.



190.



191.

Instruments forged entirely out of solid, plain nickel-plated handles, *continued*,—

190	Breast Knives . . . . . each	0	4	6
191	Ditto, with Raspatory . . . . . ,,	0	5	3



192.

192	Hernia Bistouries (Cooper's) . . . . . each	0	4	0
193*	Ditto, Straight . . . . . ,,	0	4	0

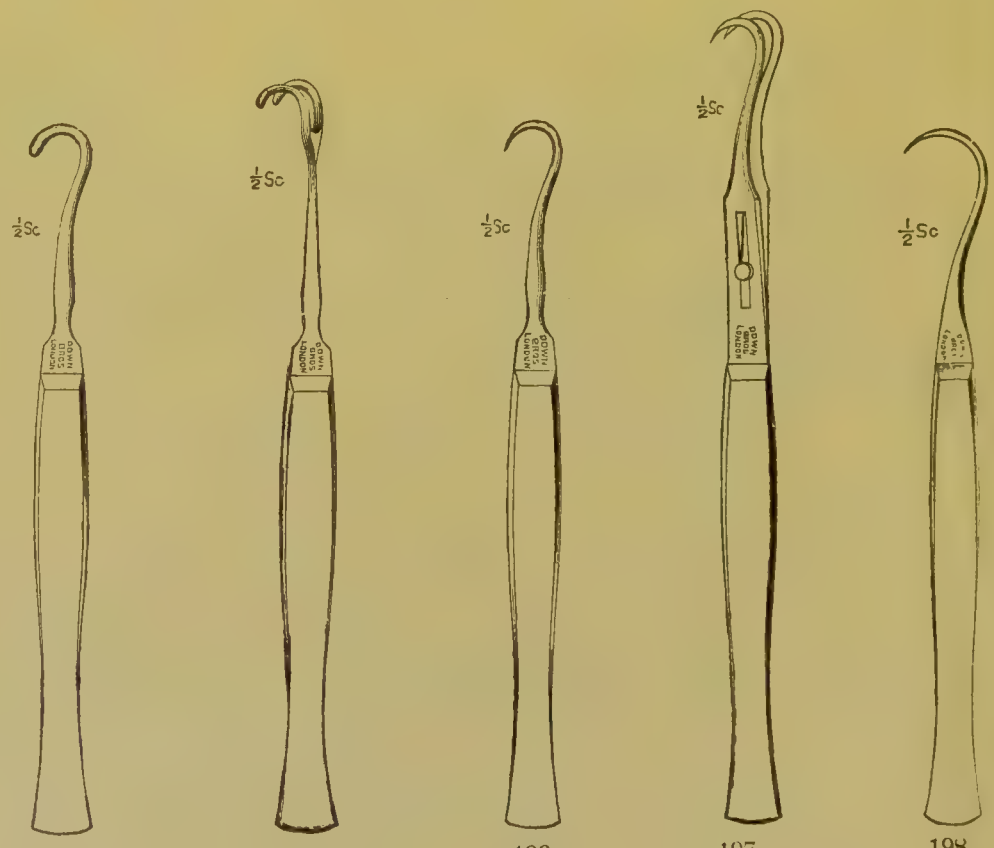

194. 195. 196. 197. 198.

194	Hooks, blunt . . . . . each	0	3	0
195	Ditto, double, blunt . . . . . ,,	0	5	3
196	Ditto, sharp . . . . . ,,	0	3	0
197	Ditto, Cooper's double sliding . . . . . ,,	0	7	0
198	Tenaculums . . . . . ,,	0	2	9

* The items marked thus * are not illustrated.

No.

Minor Operation Instruments, *continued*,—

Instruments forged entirely out of solid, plain nickel-plated handles, *continued*,—

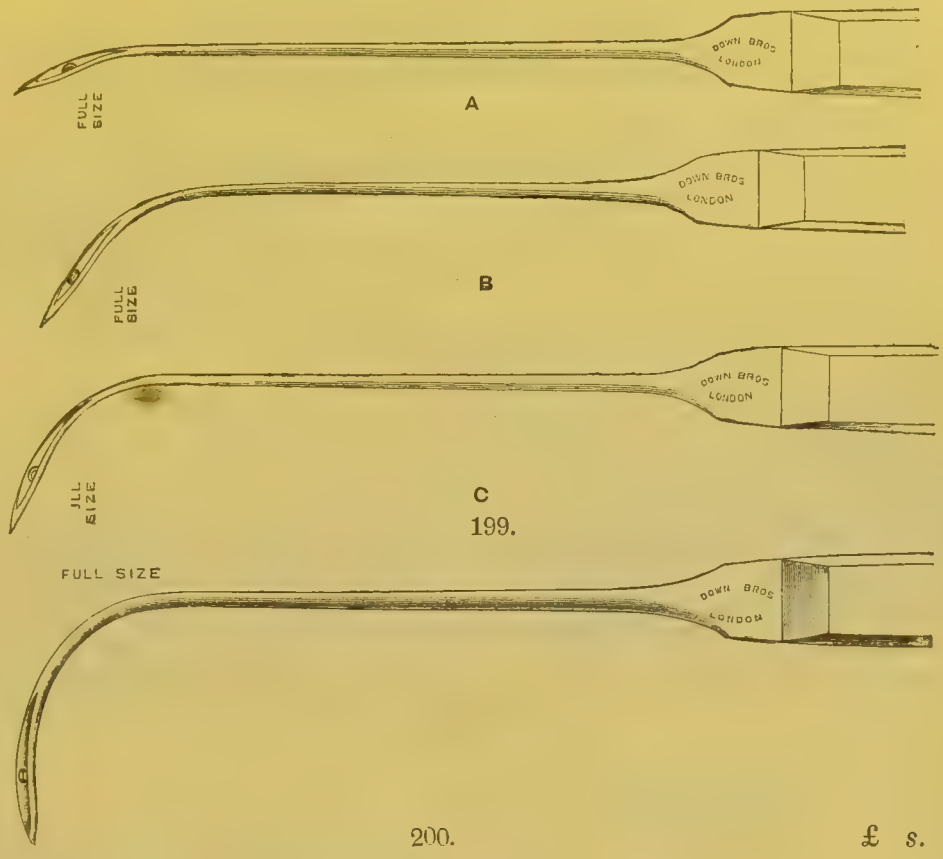

199.

200.

		£	s.	d.
199	Nævus Needles, of 3 curves (A, B, and C) . . . each	0	3	6
200	Ditto, extra large curve . . . . . „	0	4	3



201.

201	Paget's Knives . . . . . each	0	3	3
	Saws, Finger (*see* Fig. 37, *page* 17) . . . . . „	0	4	6



202.

202	Scalpels . . . . . per doz.	1	10	0
202*a**	Ditto, with plain ebony handles . . . . „	0	17	0



203.

203	Scalpels, extra wide handles . . . . . per doz.	1	16	0

* The items marked thus * are not illustrated.

No.	**Minor Operation Instruments,** *continued*,— **Instruments forged entirely out of solid, plain nickel-plated handles,** *continued*,—	£	s.	d.



204.

204	Scalpels, Teale's, with central point and rounded shoulders (as used at Leeds Infirmary, St. Thomas's Hospital, etc., etc.) per doz.	1	12	0



205.

205	Scalpel, with Raspatory, 2 sizes . . . . . each	0	4	6



206.

206	Syme's Abscess Knives . . . . . each	0	3	3



207.



208.

207	Tenotomy Knives, blunt . . . . . each	0	3	3
208	Ditto, Sharp . . . . . „	0	3	3



223.

Instruments forged entirely out of solid, hollowed nickel-plated handles (these Instruments correspond with illustrations on previous pages),—

209	Aneurysm Needles, Syme's . . . . . each	0	3	6
210	Bistouries, curved probe . . . . . „	0	3	6
211	Ditto, ditto, sharp . . . . . „	0	3	6
212	Ditto, straight probe . . . . . „	0	3	6
213	Ditto, ditto, sharp . . . . . „	0	3	6
214	Breast Knives . . . . . „	0	4	9
215	Ditto, with Raspatory . . . . . „	0	5	6
216	Hernia Bistouries . . . . . „	0	4	0
217	Hooks, blunt . . . . . „	0	3	0
218	Ditto, double blunt . . . . . „	0	5	3
219	Ditto, sharp . . . . . „	0	3	0
220	Tenaculums . . . . . „	0	2	9
221	Nævus Needles of 3 curves (as Fig. 199—A, B, and C) . „	0	3	6
222	Paget's Knives . . . . . „	0	3	3
223	Scalpels . . . . . „	0	2	6
224	Syme's Knives . . . . . „	0	3	3
225	Tenotomy Knives, blunt . . . . . „	0	3	3
226	Ditto, sharp . . . . . „	0	3	3

No.

Minor Operation Instruments, *continued*,—



240.

Instruments forged entirely out of solid, hollowed and grooved nickel-plated handles (these Instruments correspond with illustrations on previous pages),—

		£	s.	d.
227	Aneurysm Needles, Syme's . . . . . each	0	4	6
228	Bistouries, curved probe . . . . . „	0	4	6
229	Ditto, ditto, sharp . . . . . „	0	4	6
230	Ditto, straight probe . . . . . „	0	4	6
231	Ditto, ditto, sharp . . . . . „	0	4	6
232	Breast Knives . . . . . „	0	5	9
233	Hernia Bistouries . . . . . „	0	5	0
234	Hooks, blunt . . . . . „	0	4	0
235	Ditto, double, blunt . . . . . „	0	6	3
236	Ditto, sharp . . . . . „	0	4	0
237	Tenaculums . . . . . „	0	3	9
238	Nævus Needles of 3 curves (as Fig. 199—A, B, and C) . „	0	4	6
239	Paget's Knives . . . . . „	0	4	3
240	Scalpels . . . . . per doz.	1	19	0
241	Syme's Knives . . . . . each	0	4	3
242	Tenotomy Knives, blunt . . . . . „	0	4	3
243	Ditto, sharp . . . . . „	0	4	3



244.



245.



246.

Jordan Lloyd's Aseptic Combination Scalpels, forged entirely out of solid, handles nickel plated,—

244	With Straight Dissector, 2 sizes . . . . . each	0	3	6
245	With Curved ditto „ . . . . . „	0	3	6
246	With Scoop „ . . . . . „	0	4	6

Extract from "British Medical Journal," June 9, 1893.

We may call attention to the advantages claimed for an instrument introduced by Mr. Jordan Lloyd, F.R.C.S., Lecturer on Operative Surgery at Mason College. He has named it the "Combination Scalpel," and, after using it now for some time, he speaks of it with much favour. The modification consists in making the end of the metal handle of a scalpel into a dissector or scoop, so that during an operation, by merely reversing the instrument, a dissector or scoop is at once available without laying down the knife. In the ligature of arteries, the exposure of nerve trunks, the removal of tumours from the neighbourhood of important vessels and nerves—deep conical lymphatic glands, for example—the "dissector scalpel" is of great convenience.

No.

Minor Operation Instruments, *continued*,—

The dissectors are made of two patterns—straight and curved. The "scoop scalpel" is particularly serviceable in arthrectomy and excision of tuberculous joints, and also in dealing with tuberculous lesions in bones, tendon sheaths, glands, etc. The illustration shows the simplicity of these "combination scalpels," which have been made for me by Down Bros., of London.

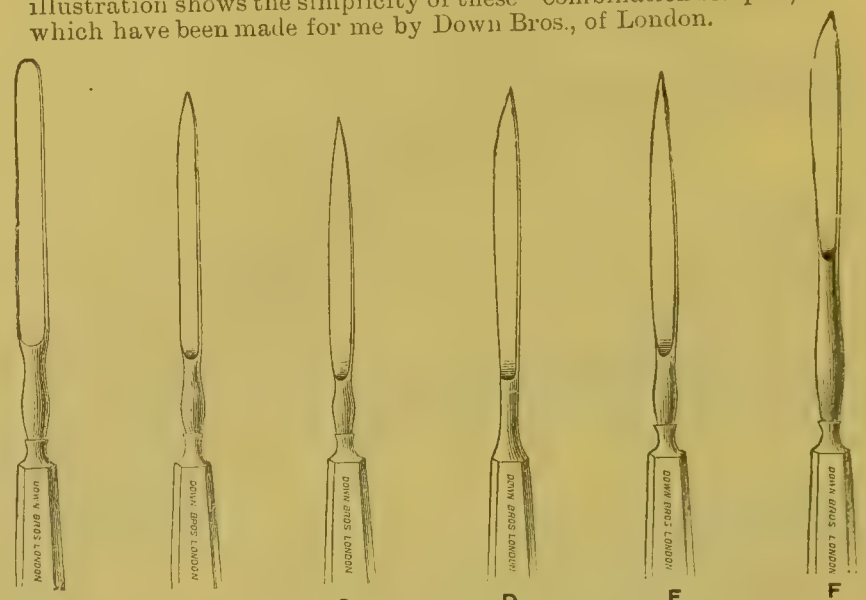

247.

		£	*s.*	*d.*
	Tenotomy Knives, forged entirely out of solid, nickel-plated handles (*see also pages* 62–63),—			
	Adams', A to F . . . . . each	0	5	3
247	The Set of 6 in metal case, fitted with Down Bros.' lift-out rack	2	0	0

247*a**



248.



249.

	Adams', straight edge . . . . . each	0	5	3
248	Guy's pattern . . . . . ,,	0	5	3

249

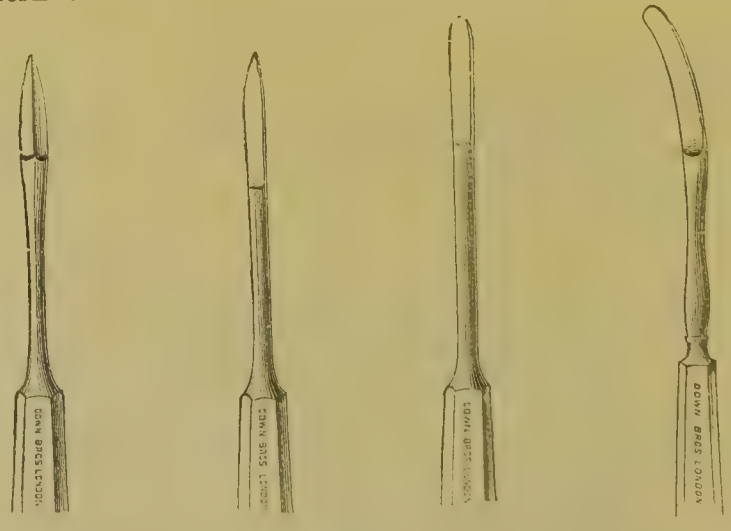

250.

250	Parker's, A to D . . . . . each	0	5	

* The items marked thus * are not illustrated.

No.

Minor Operation Instruments, *continued*,—



251.

Tenotomy Knives, forged entirely out of solid, nickel-plated handles, *continued*,—

		£	*s.*	*d.*
251	Parker's, the set of 4, solid forged, nickel-plated handles, in metal case . . . . . complete	1	8	6

Boxes for Knives, etc.,—

252*	Plain, for Bistouries, Scalpels, etc., to hold 1, each, 1*s.*; 2, 1*s.* 2*d.*; 3, 1*s.* 3*d.*; 4, 1*s.* 4*d.*; 6, 1*s.* 6*d.*; 12 . .	0	2	0
253*	Plain, for Breast Knives, to hold 1, each, 1*s.* 2*d.*; 2, 1*s.* 3*d.*; 4, 1*s.* 9*d.*; 6	0	2	0
254*	Polished mahogany, for Bistouries, Scalpels, etc., to hold 6, each, 3*s.*; 12	0	4	0

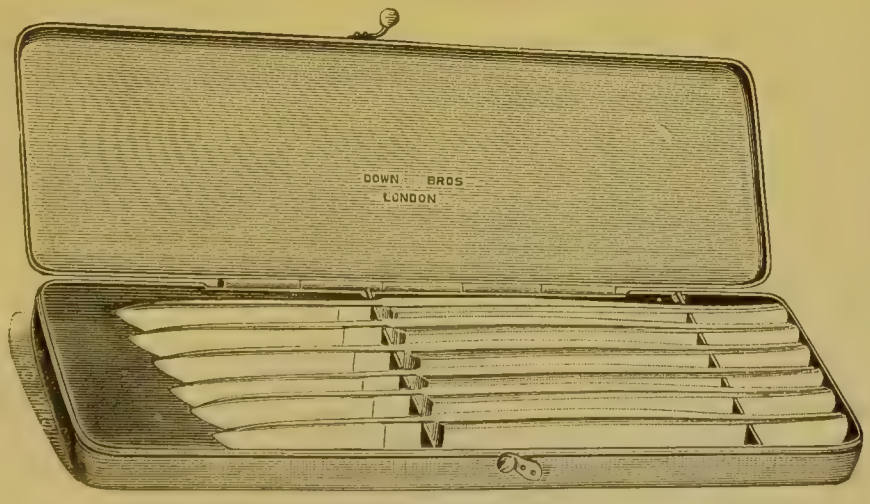

255.

Aseptic Metal Scalpel Boxes, fitted complete,—

255	Containing 6 Scalpels, forged entirely out of solid, nickel-plated handles	1	1	0
256*	Containing 12 Scalpels	1	18	6

* The items marked thus * are not illustrated

No.	Minor Operation Instruments, *continued*,—	£	s.	d.

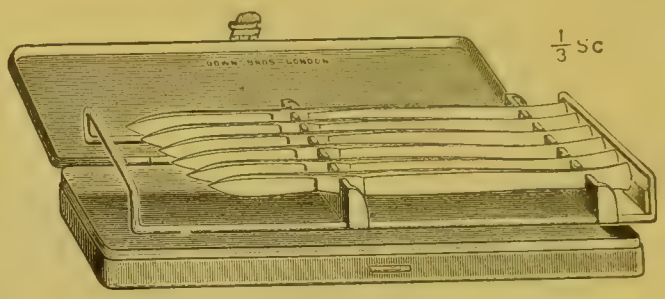

257.

Aseptic Metal Scalpel Boxes, fitted complete, *continued*,—

257	With Down Bros.' lift-out rack, containing 6 Scalpels, forged entirely out of solid, nickel-plated handles . . .	1	2	0
258*	Ditto, containing 12 Scalpels	2	0	0

Aseptic Metal Scalpel Boxes, empty,—

259*	German Silver, to contain 2, each, 5*s.* 6*d.*; 4, 5*s.* 9*d.*; 6, 6*s.*; 12	0	8	6
260*	Ditto, to contain 6, with space in front for probe, etc. . each	0	7	6
261*	Ditto, with Down Bros.' lift-out rack, to contain 2, each, 6*s.* 6*d.*; 4, 6*s.* 9*d.*; 6, 7*s.*; 12	0	10	0
	Longer Boxes to take Bistouries supplied at same prices.			
262*	**Racks** for Scalpels, without boxes. To hold 4, each, 3*s.*; 6, 3*s.* 6*d.*; 12	0	4	6
	Longer Racks to take Bistouries supplied at same prices.			
	These racks are also made to fit inside glass boxes (shown on pages 2148-2149). This arrangement is very suitable for keeping in instrument cabinets.			
263*	Japanned tin, to contain 6, each, 3*s.*; 12	0	4	0

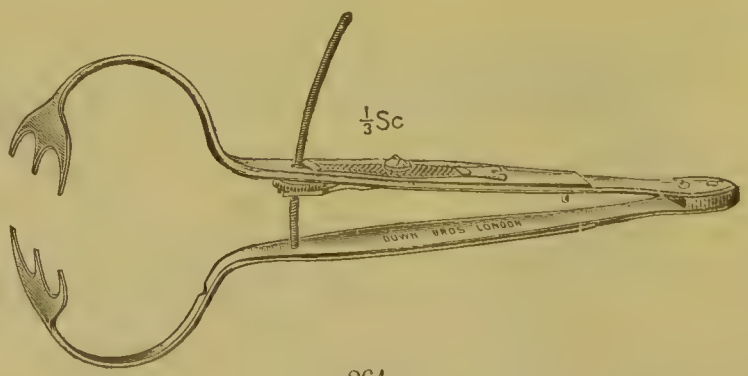

264.

Breast Forceps, nickel plated,—

264	Makins', for use in excision of breast . . . . each	1	15	0

* The items marked thus * are not illustrated.

No. **Minor Operation Instruments,** *continued,*—

£ s. d.

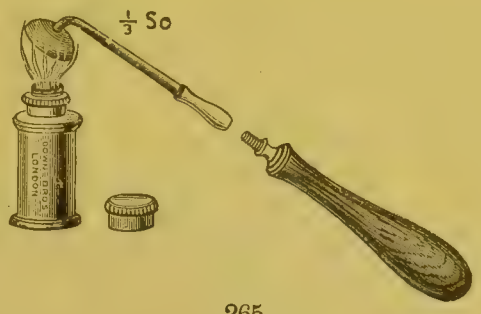

265.

Cauteries (*see also pages* 900–901).

265 Corrigan's, for counter irritation, with Spirit Lamp, in case . 0 7 6

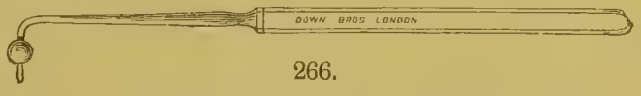

266.

266 Wordsworth's, for Nævi 0 5 0

Thermo-Cauteries (*see pages* 844–847).

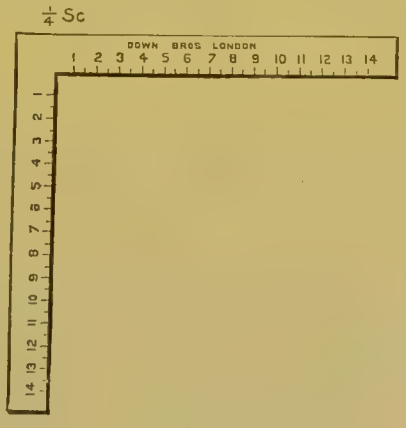

267.

Coxameter,—

267 Jameson Johnston's, of hard German silver, graduated in centimetres . . . . . each 0 5 6

Extract from the "Medical Press," October 22, 1902.

In the course of my clinical teaching I have found difficulties in demonstrating and accurately measuring displacements of the great femoral trochanter. While fully appreciating the merits of Bryant's lines, I am of opinion that, except in gross displacements, they are of little service. This failure is in no way due to the lines themselves, but to the ordinary methods of using them, the numerous sources of error introduced rendering the result very approximate indeed. The difficulties are first drawing a straight line, next drawing two straight lines at right angles

No.

Minor Operation Instruments, *continued*,—

Coxameter, *continued*,—

over curved surfaces which are somewhat mobile. Discussing the matter with Messrs. Down's representative, he said his firm would endeavour to carry out my ideas. Accordingly, after several experiments with various metals, such as pewter, copper, etc., that firm has succeeded in making for me a coxameter which I have repeatedly found useful in the examination of fractures, dislocations, coxa vara, etc., reaching a degree of accuracy I had not hitherto attained. The instrument, which is simple in the extreme, is in the form of a "square," and made of hammered German silver; it consists of two flexible limbs, permanently fixed at right angles, graduated on both sides of each limb, in centimetres starting from the angle. The method of use is as follows:—Place the patient in the recumbent position, make a mark with a dermograph immediately over the anterior superior spine of the ilium, and another over the highest point of the great trochanter, placing one limb of the instrument on each so that one is vertical and the other horizontal. The measurements are read off, the horizontal limb indicating upward displacement, and the vertical one the degree of eversion. The instrument is equally applicable to both sides.



268.

Directors, nickel plated (*see also pages* 105, 218–219, and 905),—

		£	*s.*	*d.*
268	Guy's Pattern, 6½ in. . . . . each	0	5	6



269.

269	St. Thomas's pattern, open or closed at end, steel, each, 5-in., 3*s.* 9*d.*; 6½-in., 5*s.* 3*d.*; 8½-in.	0	6	3



270.

270	Steel, 6½-inch . . . . . each	0	4	6



271.

271	Marmaduke Sheild's, combined with Aneurysm Needle and Probe. 2 sizes—5-in. and 7-in. . . each, 3*s.* 6*d.* and	0	4	6

No.

Minor Operation Instruments, *continued,*—

£ s. d.



272.

Directors, nickel plated, *continued,*—

272 Teale's, steel . . . . . each 0 4 9



273.

273 Wide grooved, plated metal . . . . . each 0 2 9

Fistula Directors (*see page* 905).



274.

Hernia Directors, nickel plated,—

274 Double . . . . . each 0 5 6



275.

275 Birmingham pattern, double . . . . . each 0 5 6



276.

276 Stanley Boyd's, double (as used at Charing Cross) . . each 0 5 6



277.

277 Key's (also known as Cooper's and Wormald's) . . each 0 4 0



278.

278 Key's narrow, or "College" pattern, as made for St. Thomas's, in 3 sizes—Adults', Children's and Infants' . . each 0 4 3



279.

279 Levi's . . . . . each 0 6 6

No. **Minor Operation Instruments,** *continued*,— £ s. d.



280.



281.

Dissectors, nickel plated (*see also* Raspatories, *pages* 117–119),—

280 Durham's fine . . . . . each 0 5 3

281 Ditto, Fine Dissector and Raspatory . . . . „ 0 5 3



282.

282 Guy's Pattern, with ends in different planes . . . each 0 5 3

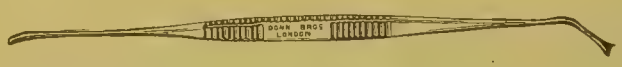

283.

283 Watson Cheyne's Fine Dissector and Probe, 2 sizes—5-in. and 7-in. . . . . each 0 5 3

Extract from "British Medical Journal," July 15, 1893.

One end is really a fine probe, and is a copy of an instrument which is employed in delicate vivisection experiments, with the view of exposing small nerves, vessels, etc. By means of it, once the sheath of the jugular vein, for example, is opened, the vein can be readily pushed aside throughout the whole area without injury. The other end is flattened out and curved, but blunt, and where there is no peri-adenitis it can be readily slipped inside the capsule of the gland, which is thus rapidly and harmlessly isolated, and can be lifted out. This dissector is also of great value in many other delicate operations; for example, in isolating the veins in operations for varicose veins and in exposing small nerves such as the spinal accessory in operations for nerve stretching, neurectomy, etc.



284.

Forceps Dissector, nickel plated,—

284 Littlewood's . . . . . each 0 10 6

This instrument will be found useful as a Blunt Dissector, Periosteal Elevator, and Gland Enucleator; also for passing a Ligature round an Artery or Omentum where Greig-Smith's or Carwardine's Ligature Forceps might be used.

No. **Minor Operation Instruments,** *continued*,—

£ s. d.



285.

Dissection Forceps (*see also pages* 219–220),—

285 Ordinary, not nickel plated, each, 4½ and 5-in., 1*s.* 6*d.*; 5½-in 0 1 9

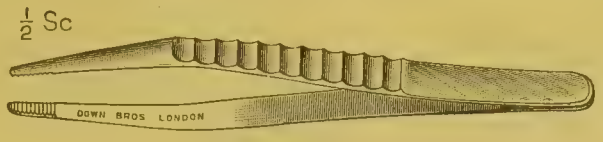

286.

Dissection Forceps, nickel plated (*see also pages* 219–220),—

286 Ordinary, with broad grooved handles, 4½ and 5-in. . . each 0 2 3

286*a* Ditto, ditto, 6-in. (as used at Guy's) . . . . . „ 0 3 3



287.

287 Ditto, with hollowed handles, 4½ and 5-in. . . . each 0 2 3



288.

288 Ordinary, strong, with head-bit, 5½-in. . . . each 0 3 0



289.

289 Greig Smith's, 4½ and 5-in., with hollowed blades . . each 0 3 6

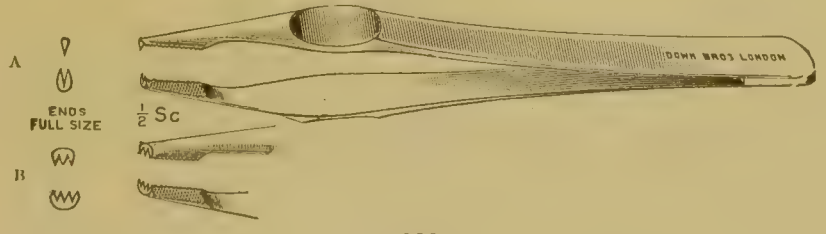

290.

290*a* Lane's, with ½ teeth (A) . . . . . each 0 7 0

290*b* Ditto, with ¾ teeth (B) . . . . . „ 0 8 0

The serrated portion serves to give a firm hold, and may be used for seizing a needle.

No. **Minor Operation Instruments,** *continued,*—

£ *s.* *d.*



291.

Dissection Forceps, nickel plated, *continued,*—

291 Leedham Green's, $5\frac{3}{4}$-in. . . . . each 0 5 6

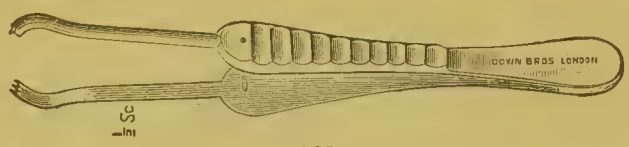

292.

292 London Hospital pattern, for general operative work . each 0 6 6



293.

293 Lund's, with scraper end, $4\frac{1}{2}$-in. . . . . each 0 3 9



294.

294 Mason's Shark's Teeth . . . . . each 0 3 0

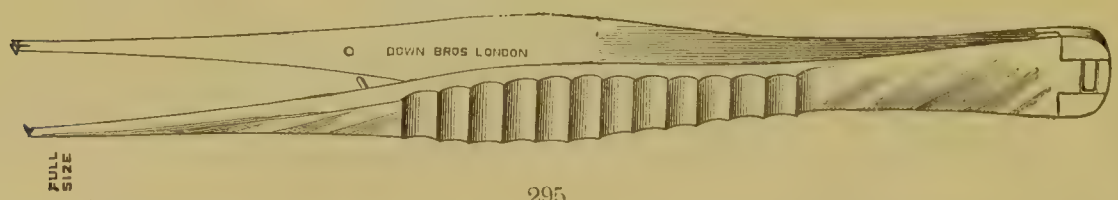

295.

295 "Rat tooth," as used at St. Thomas's, with take-off joints, each 0 6 6
296* Ditto, ditto, plain spring . . . . . „ 0 4 6

* The items marked thus * are not illustrated.

No.

Minor Operation Instruments, *continued,*—

£ s. d.



297.

Dissection Forceps, nickel plated, *continued,*—

297 Teale's "Surgical Forceps" . . . . . each 0 4 9



298.

298 Tongs pattern, with hollowed handles . . . . each 0 3 6



299.

99 With take-off joints, 3, 4, 4½, and 5-in. . . . . each 0 4 3



300.

Forceps for Small Tumours, etc., nickel plated,—

300 Vice pattern, as used at St. George's . . . . each 0 5 0

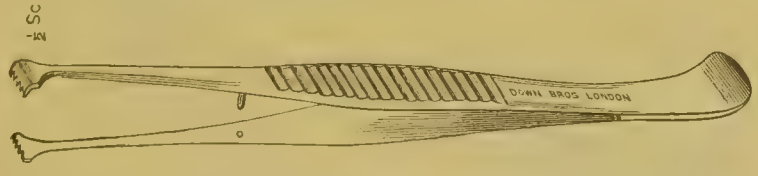

301.

301 With Raspatory, as used at Radcliffe Infirmary . . each 0 12 6

Drainage Tubes (*see pages* 1294–1298).



302.

Empyema Tubes,—

302 Coombe's Double Channel, for drainage, and for washing out the cavity, silver . . . . . each 1 1 0

No. **Minor Operation Instruments,** *continued*,— £ s. d.



303.



304.

Empyema Tubes, *continued*,—

303 Down Bros.' India-rubber, moulded in 6 sizes—$\frac{3}{16}$, $\frac{1}{4}$, $\frac{5}{16}$, $\frac{3}{8}$, $\frac{7}{16}$ and $\frac{1}{2}$ in. diam. . . . . per doz. 0 18 0

304 Goodhart's, silver, in 3 sizes . . each, 7*s*. 6*d*., 8*s*. and 0 8 6

No. 1 for children; No. 2 for adults, or for children where the pleura is much thickened; No. 3 for adults where pleura is much thickened.

The last case I have had has been treated by a silver tube I had made on the principle I advocate, of keeping the external wound open and leaving the pleura alone. It is a flattened oval an inch long, with a bore of 4 millimetres by 12. It has a thin, silver shield which can be moulded somewhat to the side of the chest. It answered admirably, keeping the ribs apart, and giving a free vent, and this in a case not very favourable to success, for the child was only 2 years old.—Address on Treatment of Empyema, by Dr. GOODHART, *British Medical Journal*, June 4, 1887.

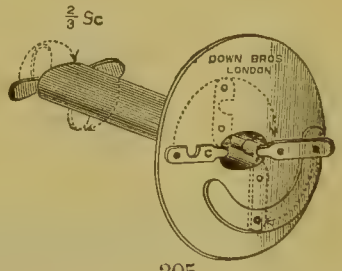

305.

305 Griffiths', Self-Retaining, silver . . . . . each 0 10 6

The tube is a silver one; it has a shield at its outer extremity, and at its inner end there are a couple of retaining flanges which are to be opened out when the tube is *in situ*. This is done by simply turning the handles seen upon the face of the shield. These serve the double purpose of handles and indicators of the position of the flanges, as they point in the same direction, one flange and one handle being attached to the ends of a revolving rod or axle running the length of the tube. The flanges may be turned through one or two right angles, as may be desired. No harm can happen to the lung by opening and closing the flanges, as they easily revolve between the parallel visceral and parietal pleural surfaces, and the shield is protection against the tube being driven inwards. The invention, will, I hope, prove a useful one. I am indebted to Messrs. DOWN BROS. for carefully carrying out my instructions and turning out a neat, well-finished instrument.—The Surgery of Empyema, by Mr. CORNELIUS GRIFFITHS, *Lancet*, May 30, 1896.

No.

Minor Operation Instruments, *continued,*—

£ *s.* *d.*



306.

Empyema Tubes, *continued,*—

306 "Hospital," India-rubber (not moulded), 6½ in. long with 1 inch beyond flange to cut to any length; 6, 8 and 10 millimetres diameter . . . . . per doz. 0 12 0

Ditto, ditto, 12, 14 and 16 millimetres diameter . „ 0 16 6

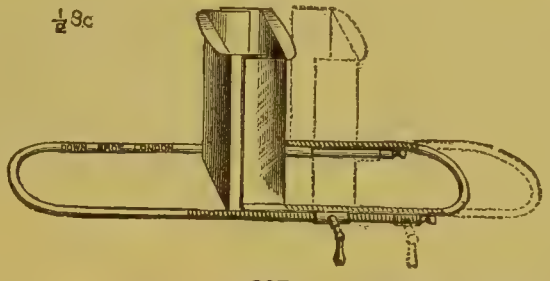

307.

307 Lane's, silver, in 2 sizes . . . . each, 13*s.* and 0 16 6

These are for use in cases where a portion of rib has been removed to give free drainage. They are made square in order to take full advantage of the shape of the opening, with flanges for self-retention, and of such a length as to keep the opening patent without projecting into the pleural cavity.

The telescopic action allows regulation of size in accordance with requirements of case, and can be securely fixed at the desired point by a simple ligature passed around the wires, where they overlap each other.

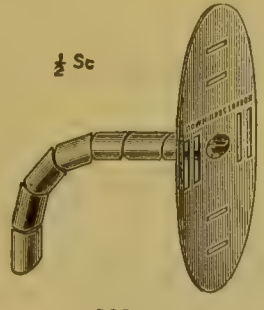

308.



309.

308 Penny's (of Bristol) Lobster Tail, plated . . . . each 0 16 6

309 Pollard's india-rubber (suggested by Mr. Bilton Pollard), made in 9 sizes, 3 lengths, 1¼, 1½, and 2 in.; 3 diameters, ⅝, ¾, and 1 in. . . . . per doz. 0 15 0

N.B.—The inside flange can be reduced in size when necessary.

No. **Minor Operation Instruments,** *continued*,—

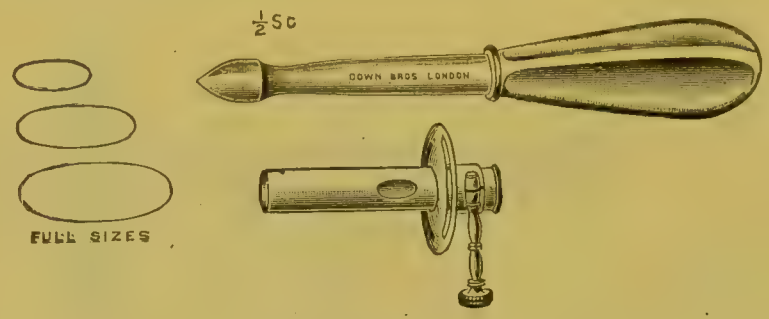

310.

		£	s.	d.
	Empyema Tubes, *continued*,—			
310	Turner's, in 3 sizes . . each, 17*s.* 6*d.*, 18*s.* 6*d.* and	1	1	0

The flattened shape is suited to intercostal space. The Canulæ are fitted with movable shields to vary the length of the tubes ; the shields are provided with slots for insertion of tapes. The instrument is intended more especially for cases operated upon after injection of Eucaine.



311.

Gland Enucleators, nickel plated,—

311 Jameson Johnston's, specially useful for slightly adherent glands and encapsuled tumours . . . . . each 0 6 6



312.

312 Kocher's . . . . . each 0 7 0

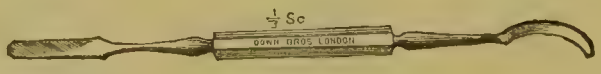

313.

313 Macdonald's . . . . . each 0 5 0



314.

Gland Scoop and Enucleator, nickel plated (*see also pages* 88–91),—

314 Taylor's . . . . . each 0 7 6

No. **Minor Operation Instruments,** *continued,*—

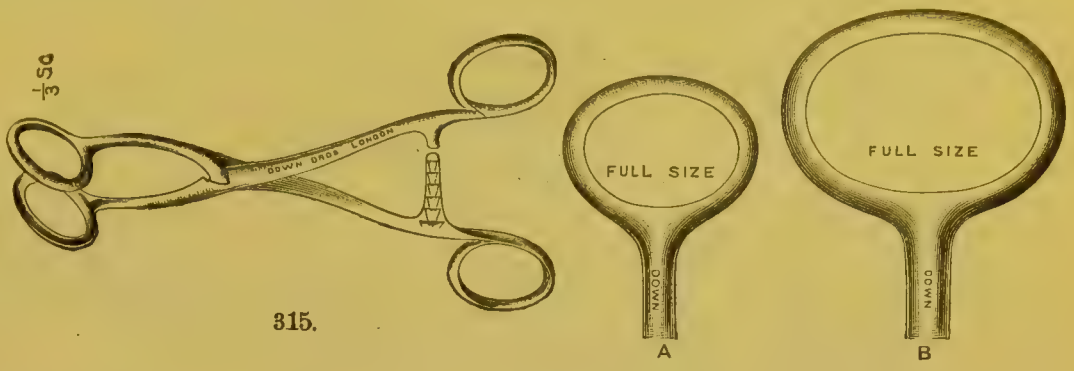

315.

£ *s.* *d.*

Gland Forceps, nickel plated (*see also page* 73),—

315 Cummins', with take-off joint, 2 sizes, A and B . . each 0 13 6

Extract from "British Medical Journal," January 10, 1903.

The modified form of Kocher's forceps shown in the accompanying drawing has been made by Messrs. Down Bros. from the design of Mr. Ashley Cummins, of Cork. The following advantages are claimed for this forceps in the operation for the removal of tuberculous lymphatic glands:—(1) That it can be used with a very small incision; (2) that a great number of glands can be removed through one small incision without injury to the deep vessels, to which they are often so closely adherent; (3) that deep glands can be lifted and separated with facility, and withdrawn without danger of bursting and infecting the wound.

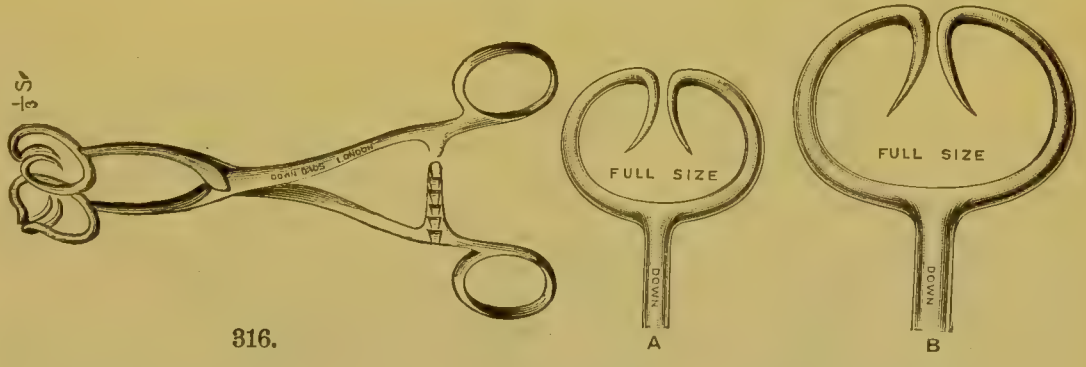

316.

316 Kocher's, with take-off joint, 2 sizes, A and B . . each 1 1 0

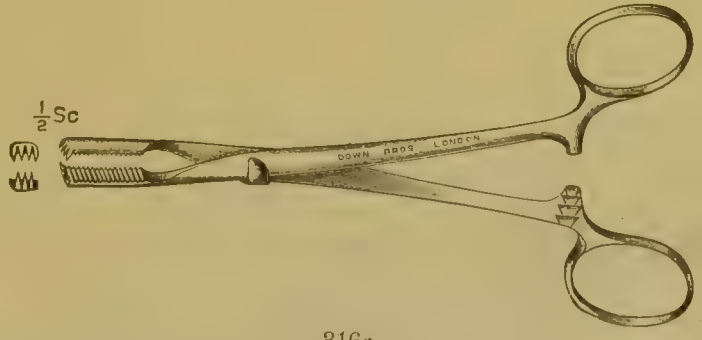

316c.

316*c* Mickulitz's, with take-off joint . . . . . each 0 9 6

316*d** Ditto, with screw joint . . . . . „ 0 8 0

* The items marked thus * are not illustrated.

No. **Minor Operation Instruments,** *continued,*— £ s. d.

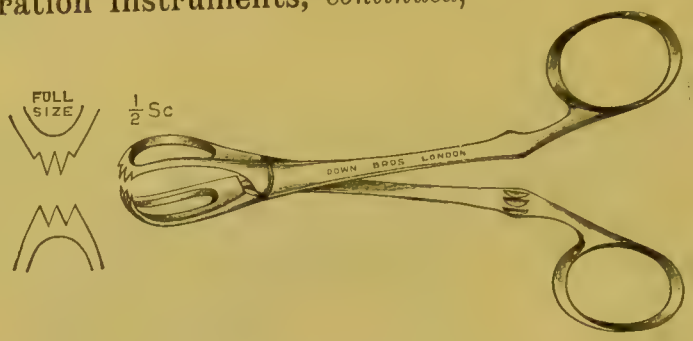

317.

Gland Forceps, nickel plated, *continued,*—

317 Sutcliffe's, with take off joint . . . . . each 0 8 6
318* Ditto, with screw joint . . . . . ,, 0 7 6

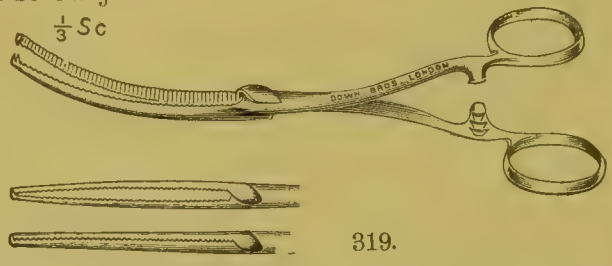

319.

Hernia Forceps, nickel plated,—

319 Kocher's, with take-off joint . . . . . each 0 11 6
320* Ditto, with screw joint . . . . . ,, 0 10 0

The free end of the Hernial Sac is seized with the Forceps, and then invaginated upon itself into the general peritoneal cavity; the point of the Forceps is pushed through an incision made in the abdominal wall, and the Sac pulled out through the wound, the neck secured, and remainder cut off. *See* Kocher's *Operative Surgery.*

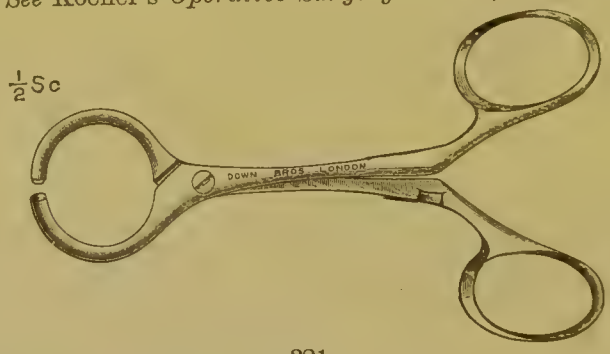

321.

321 Collingwood Stewart's, with screw joint . . . . each 0 8 6
322* Ditto, with take-off joint . . . . . ,, 0 10 0

This instrument has been designed by Mr. J. Collingwood Stewart, M.B., B.S., of Newcastle-on-Tyne, for holding up the Spermatic Cord while suturing the ring in the operation for the Radical Cure.

He considers the blunt hook commonly used is inadequate to hold all the structures of the cord, and is open to the objection that it needs to be held up all the time in order to keep them on.

The forceps will hold up any cord, and the structures being enclosed in the ring-shaped jaws, it is impossible for them to slip off.

* The items marked thus * are not illustrated.

No. **Minor Operation Instruments,** *continued,—*



323.

Hernia Needles, nickel plated,—

		£	s.	d.
323	Lockwood's, curved right and left . . . . . each	0	5	6

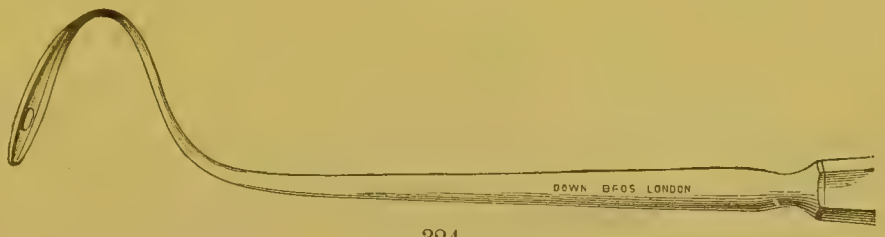

324.

324	Macewen's, curved right and left . . . . . each	0	5	6
325*	Ditto, ditto, but with sharp points . . . . . „	0	5	6

The above are made in small size for children at same prices.



326.

326	Spanton's Spiral, 6 sizes . . . . . each	0	8	6

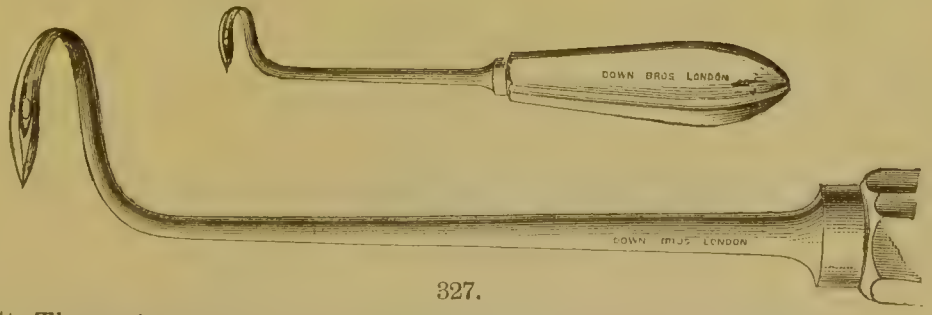

327.

327	St. Thomas's pattern, curved right and left, 2 sizes, for children and adults . . . . . each	0	6	3
328*	Ditto, very small for infants, with delicate handles . „	0	5	6

* The items marked thus * are not illustrated.

No. **Minor Operation Instruments,** *continued*,—



329.

£ s. d

Hernia Needles, nickel plated, *continued*,—

329 Watson Cheyne's modification of Macewen's, right and left each 0 5 6

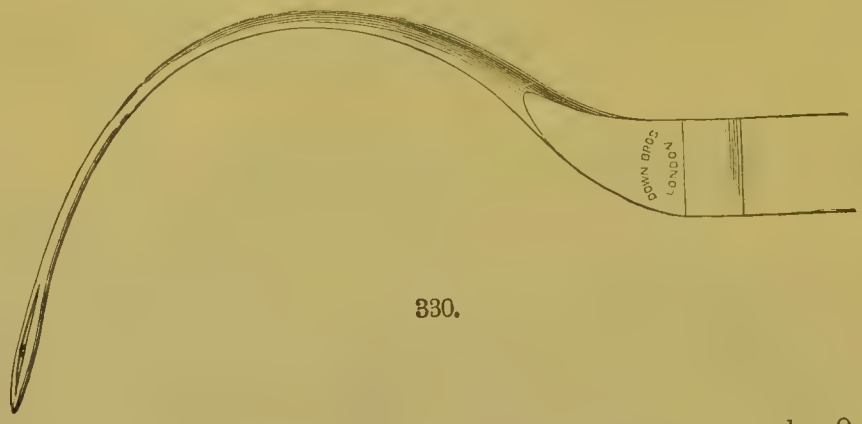

330.

330 Wood's . . . . . each 0 5 3
331* Ditto, small size for children . . . . . „ 0 5 3



332.



333.

Hernia Staples, etc., for radical cure of Femoral Hernia, nickel plated,—

332 Roux's . . . . . per dozen 0 6 0

333 Burghard's Punch, for use with same, as used at King's College Hospital . . . . . each 0 4 0

The Staple is passed obliquely through Poupart's Ligament over the crural canal and hammered into the Os Pubis. The Staple remains permanently *in situ*; it is said to cause no irritation and no injury to the bone.

* The items marked thus * are not illustrated.

No.

Minor Operation Instruments, *continued*,—

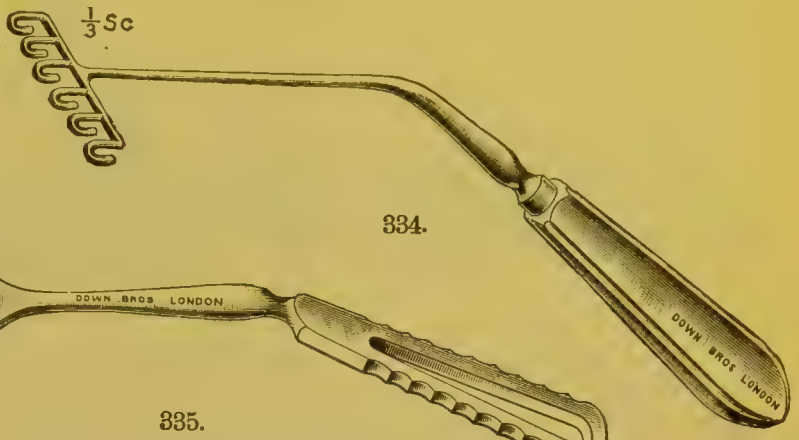

334.

335.

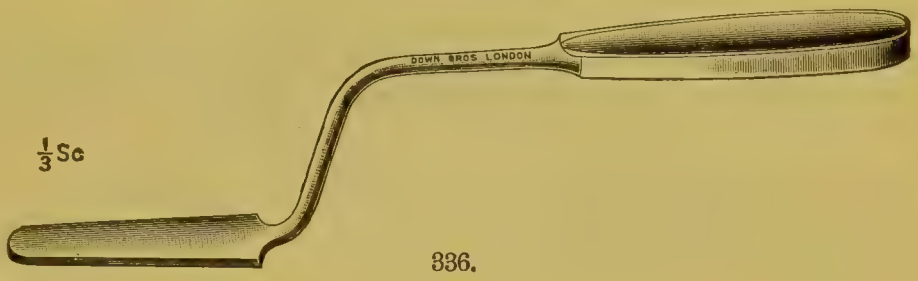

336.

		£	s.	d.
	Tansini's Hernia Instruments, nickel plated,—			
	SUGGESTED BY PROF. IGINIO TANSINI OF PALERMO (DIRECTOR OF SURGICAL CLINIC IN THE ROYAL UNIVERSITY.)			
334	Retractor, for Spermatic Cord, with weighted handle (to avoid use of hand) . . . . . each	0	13	6
335	Retractor for Aponeurosis of oblique muscle . . . . „	0	14	6
336	Depressor, for floor of wound . . . . . „	0	10	6
	Gold Wire, thin, for Aponeurosis of oblique muscle per yard	0	5	6
	Ditto, stout, for deep sutures and ligature of sac „	0	10	6
337*	**Bartlett's Wire Filigrees for Ventral Hernia** (as suggested by Dr. Wm. Bartlett, of St. Louis),— Silver Wire, each, 3 × 2 in., 3*s.*; 4½ × 3 in., 4*s.*; 6 × 4 in. .	0	5	0



338.

338	**Ballance's Perforated Metal Plates for Hernia,—** Platinized Copper . each, 3½ × 2-in., 5*s.* 6*d.*; 5 × 2½-in.	0	8	6

N.B.—These are fixed *in situ* by a few sterilized silk or silkworm gut stitches between the muscular and peritoneal layers.

* The items marked thus * are not illustrated.

No.	Minor Operation Instruments, *continued*,—	£	s.	d.

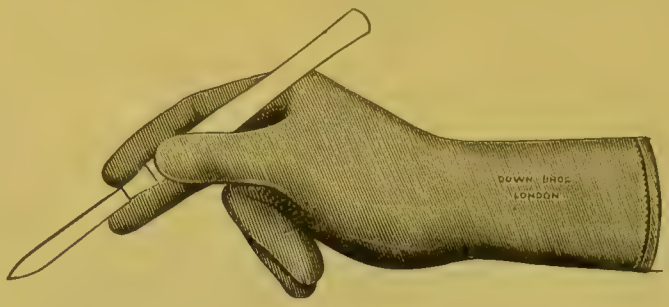

339.

India-rubber Operation Gloves, sterilizable,—

339 McBurney's (original make), capable of being boiled. In four thicknesses, per pair, Light, 2*s.* 4*d.*; Medium, 2*s.* 6*d.*; Heavy, 3*s.* 3*d.*; and Extra Stout . . . 0 4 0

The following sizes are kept in stock:—
Light:—Nos. 6, 6½, 7, 7½, 8, and 8½.
Medium:—Nos. 6, 6½, 7, 7½, 8, 8½, and 9.
Heavy and Extra Stout:—Nos. 7, 7½, 8, and 8½.

340* Ditto, Roughened, "Never Slip," medium thickness only, per pair 0 3 0

Stock sizes, 6½, 7, 7½, 8, and 8½.

341* White rubber protection Gloves, for Nurses and Assistants, 2 thicknesses . . . . . per pair, 2*s.* 3*d.* and 0 2 6

Red are also made, but are not recommended for boiling.

341*a** **White Cotton Operation Gloves** . . per dozen pairs 0 9 9



342

342 **Operation Sleeves, India-rubber** . . . per pair 0 5 6



343.

Hones for Sharpening Scalpels, etc.,—

343 Arkansas Stones, mounted, for setting Scalpels, etc., 2 sizes (the Stones measuring about 5½ × 1 × ¼ in. and 5¾ × 1½ × ½ in.) each, 4*s.* 6*d.* and 0 8 3

* The items marked thus * are not illustrated.

No.

Minor Operation Instruments, *continued*,—

Razors (*see pages* 1017–1019).



344.

Strops,— £ *s.* *d.*

344 The "Electric" . . each, 10-in., 1*s.* 9*d*; 11-in., 2*s.*; 12-in. 0 2 3



345.

345 Quadruple Strop, $11\frac{1}{4}$-in. . . . . each 0 2 6

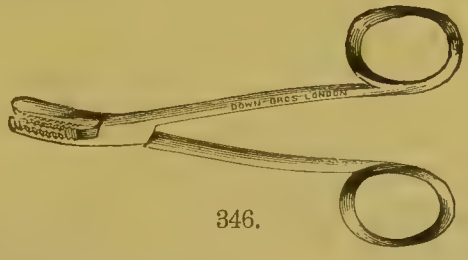

346.



347.

Onychia Forceps, nickel plated, for removing nail,—

346 Bow handles . . . . . each 0 5 0

347 Spring handle . . . . . „ 0 4 0

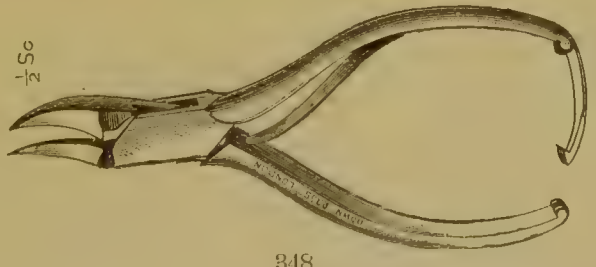

348.

348 **Nail Nippers** . . . . each, common, 3*s.* 3*d.*; best 0 7 6

No. **Minor Operation Instruments,** *continued*,—

£ s. d.

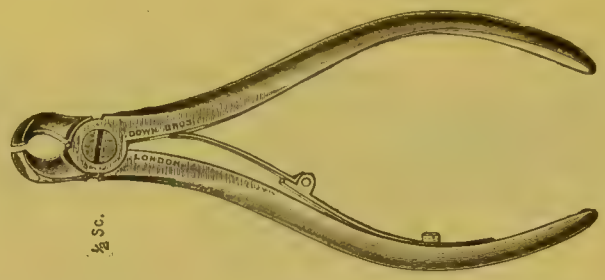

349.

Nail Nippers, *continued*,—

349 Improved form . . . . . each 0 10 6

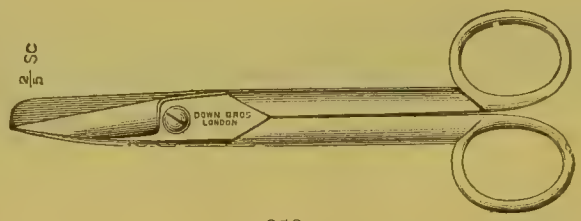

350.



352.

Nail Scissors (*see pages* 1380–1381).

Toe-nail Scissors, nickel-plated shanks,—

350	Bow handles . . . . . each	0	4	0
351*	Ditto, with take-off joint . . . . . „	0	6	0
352	Eperle's . . . . . „	0	9	6



115.



353.

Probes (*see also pages* 30–32, 231–232, and 501),—

115	Plated, each, 6-in., 1*s.*; 8-in., 1*s.* 6*d.*; 10-in., 2*s.*; 12-in., 2*s.* 6*d.*; 15-in.	0	3	0
	Silver, each, 5-in., 10*d.*; 6-in., 1*s.* 6*d.*; 8-in., 2*s.* 6*d.*; 10-in., 3*s* 6*d.*; 12-in.	0	4	6
353	Mason's; with loop, 10-in., plated. . . . . each	0	2	6
	Ditto, 5-in., silver . . . . . „	0	1	6

* The items marked thus * are not illustrated.

Minor Operation Instruments, *continued,—*



354.

Probes, *continued,—*

		£	s.	d.
354	Steel, nickel plated, 5 and 6-in. . . . . each	0	2	6
355*	Vertebrated, Sayre's . . . . . „	1	1	0



356.



357.

Sinus Probes,—

356	Silver, 6-in. . . . . each	0	1	9
357	Silver, with metal handle . . . . . „	0	3	0

Raspatories (*see pages* 70, 76, 117–119, and 257–259).

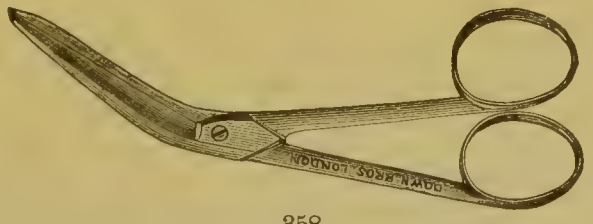

358.

Scissors, nickel-plated shanks (*see also pages* 222–223, etc.),—

358	Angular . . . each, 5-in., 3*s.* 6*d.*; 6-in., 4*s.* 6*d.*; 7-in.	0	5	6
	Ditto, with plain shanks, 5-in. . . . . each	0	3	0
359*	Bryant's Sinus . . . . . „	0	5	0

* The items marked thus * are not illustrated.

No. **Minor Operation Instruments,** *continued,*—

£ *s.* *d.*



360.

Scissors, nickel-plated shanks, *continued,*—

360 Doyen's, for flesh cutting . . . . . each 0 5 6

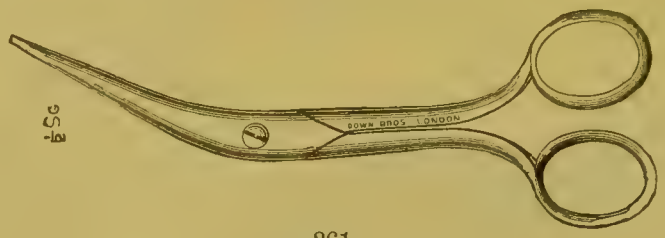

361.

361 Greig Smith's . . . . . each 0 5 0
362* Ditto, with take-off joint . . . . . „ 0 7 0



363.

363 Curved on flat, each, 5-in., 4*s.* 6*d.*; 6-in., 5*s.* 6*d.*; 6½-in., 6*s.*; 7-in. 0 6 6
Ditto, plain shanks, 5-in. . . . . each 0 4 0



364.

364 "Leeds pattern," with strong sharp points for sutures, 5¾ in. each 0 4 9



365.

365 Straight, close shanks, with one point sharp or both points blunt, or both points sharp, 5-in. . . . . each 0 2 6
Ditto, ditto, with plain shanks, 5-in. . . . . „ 0 2 0
Ditto, ditto, blunt points . . each, 6-in., 3*s.* 6*d.*; 7-in. 0 4 6
366* Ditto, ditto, with button points, 5-in. (Fig. 366, p. 222) each 0 3 0

* The items marked thus * are not illustrated.

No. **Minor Operation Instruments**, *continued*,— £ s. d.

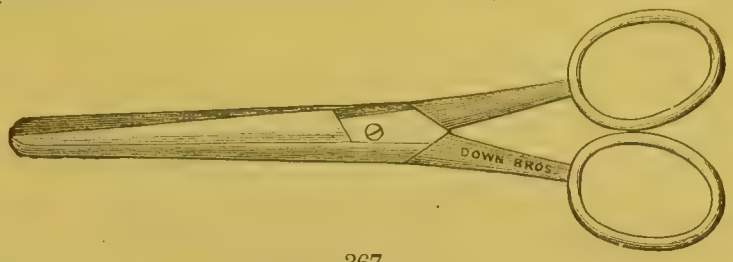

367.

Scissors, nickel-plated shanks, *continued*,—

367 Straight, open shanks, with one point sharp or both points blunt, 5-in., 2*s.* 6*d.*; 5½-in., 3*s.*; 6½-in., 4*s.*; 7½-in. . . 0 4 6

Ditto, with plain shanks, 5-in., 2*s.*; 5½-in., 2*s.* 6*d.*; 6½-in., 3*s.* 6*d.*; 7½-in. 0 4 0

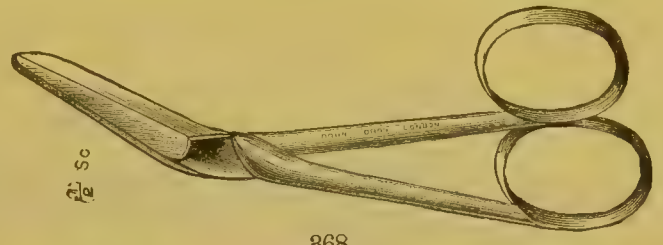

368.



369.

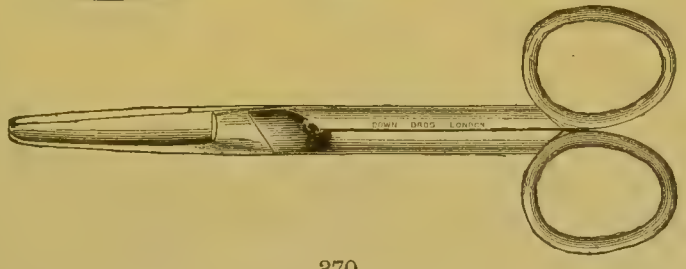

370.

Scissors, with aseptic joints, nickel-plated shanks (*see also page* 223),—

368 Angular, 5-in. . . . . each 0 5 6

369 Curved on flat . . each, 5-in., 6*s.* 6*d.*; 6-in., 7*s.* 6*d.*; 7-in. 0 8 6

370 Straight . . each, 5-in., 4*s.* 6*d.*; 6-in., 5*s.* 6*d.*; and 7-in. 0 6 6

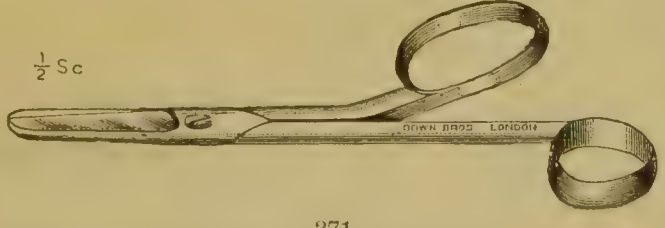

371.

Suture Scissors, with nickel-plated shanks,—

371 Kocher's . . . . . each 0 4 6

The longer bow is placed on the first or second finger and remains there, while the fingers are employed in tying; the Scissors are thus at hand when wanted, and much time is saved.

No. **Minor Operation Instruments,** *continued*,—

		£	s.	d.
372*	**Seton Tapes,** covered elastic gum . . . . per dozen	0	4	0



373.

Sinus Dilator, nickel plated,—

373	Bigelow's . . . . . each	0	12	9



374.

Sinus Forceps, nickel plated,—

374	Lister's . . . . . each, 5-in., 3*s.* 6*d.*; 7-in.	0	5	3
375*	Ditto, with crank bend, 6-in., as used at St Thomas's . each	0	4	6

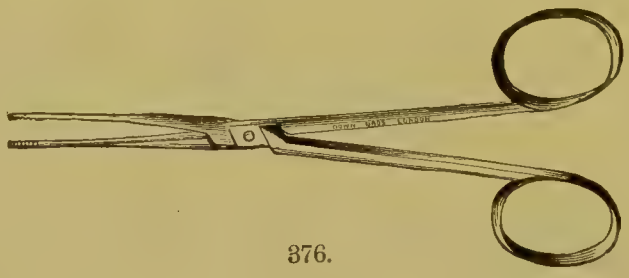

376.

376	Lister's, with take-off joint . . each, 5-in., 4*s.* 6*d.*; 7-in.	0	6	9

Sinus Probes (*see pages* 85 and 232).



377.

Scrapers, for bone, sinuses, etc., nickel plated (*see also pages* 232, 634 and 1015–1016),—

377	Barker's Hollow, latest model, 2 sizes, $\frac{3}{8}$ and $\frac{1}{2}$-in. . . each	1	10	0

* The items marked thus * are not illustrated.

No. **Minor Operation Instruments,** *continued,—*

£ s. d.

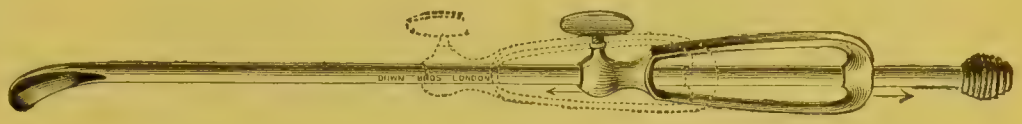

378.

Scrapers, for bone, sinuses, etc., nickel plated, *continued,—*

378 Dunn's, with sliding handle to fix at various lengths, 3 sizes, ¼, ⅜, and ½-in. . . . . each 0 19 6
Douche Can, 2 gallon, for use with same . . . . . „ 0 10 6
India-rubber Tubing for ditto, 3 yds., @ 2*s.* per yard . . 0 6 0



379.

379 Durham's, 4 sizes . . . . . each 0 8 6



380.



381.

380 Jacobson's, with oval ends . . . . . each 0 6 6
381 Ditto, with pear-shaped ends . . . . . „ 0 6 6

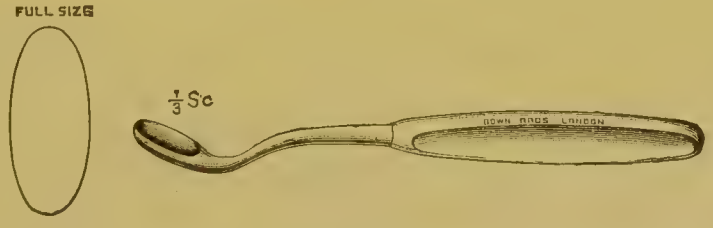

382.

382 Leeds pattern, strong . . . . . each 0 7 6

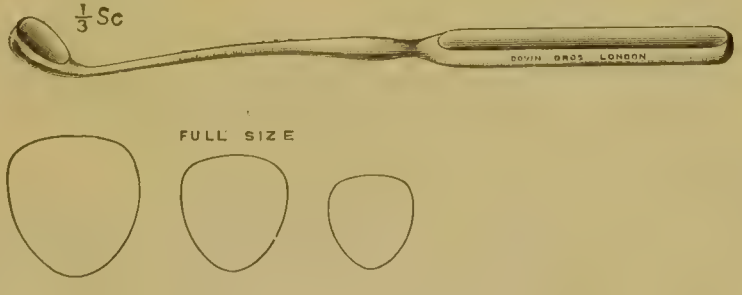

383.

383 Lister's, 3 sizes . . . . . each 0 7 6

No. **Minor Operation Instruments,** *continued,*— £ *s.* *d.*



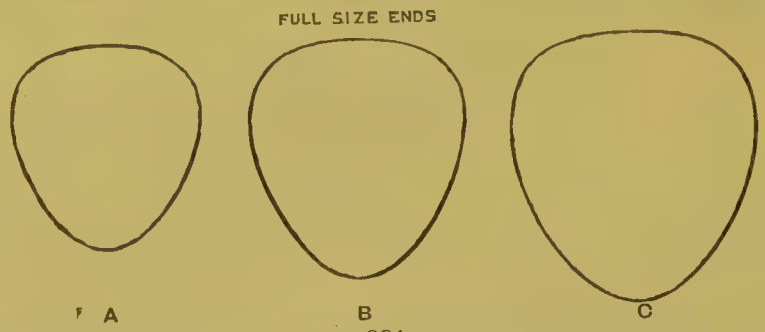

384

Scrapers, for bone, sinuses, etc., nickel plated, *continued,*—

384 "Mustard spoon" pattern, 3 sizes, A, B, and C, each, 10*s.* 6*d.*, 11*s.* 6*d.* 0 12 6

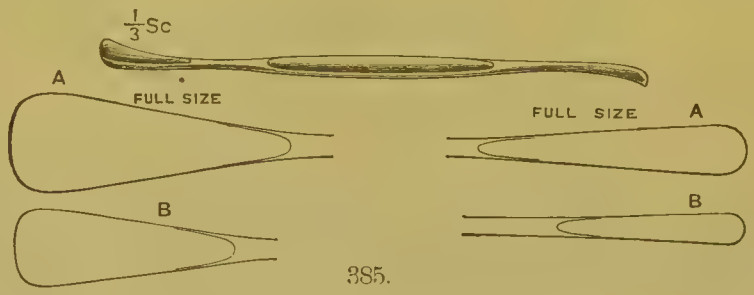

385.

385 St. Thomas's pattern, 2 sizes, A and B . . . . each 0 7 3

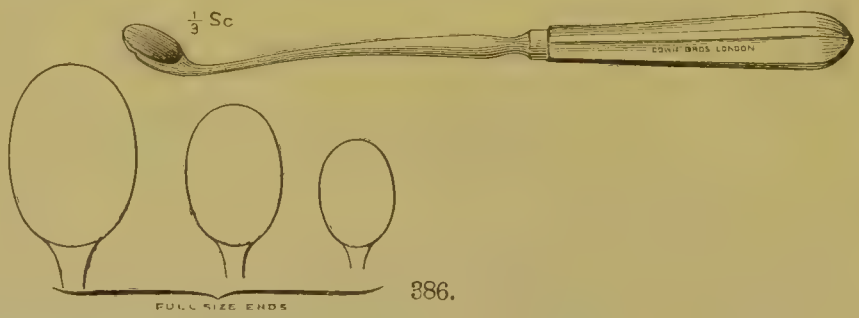

386.

386 Pridgin Teale's, for scrofulous glands, etc., 3 sizes . . each 0 8 3

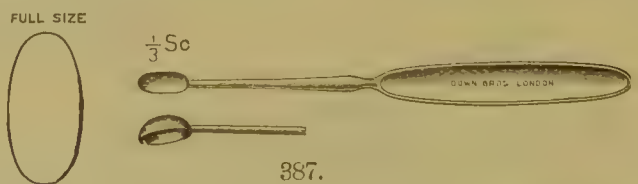

387.



388.

387 Volkmann's oval, long or short . . . . . each 0 6 0

388 Ditto round, ditto . . . . . „ 0 6 0

No. **Minor Operation Instruments,** *continued*,—

£ s. d.

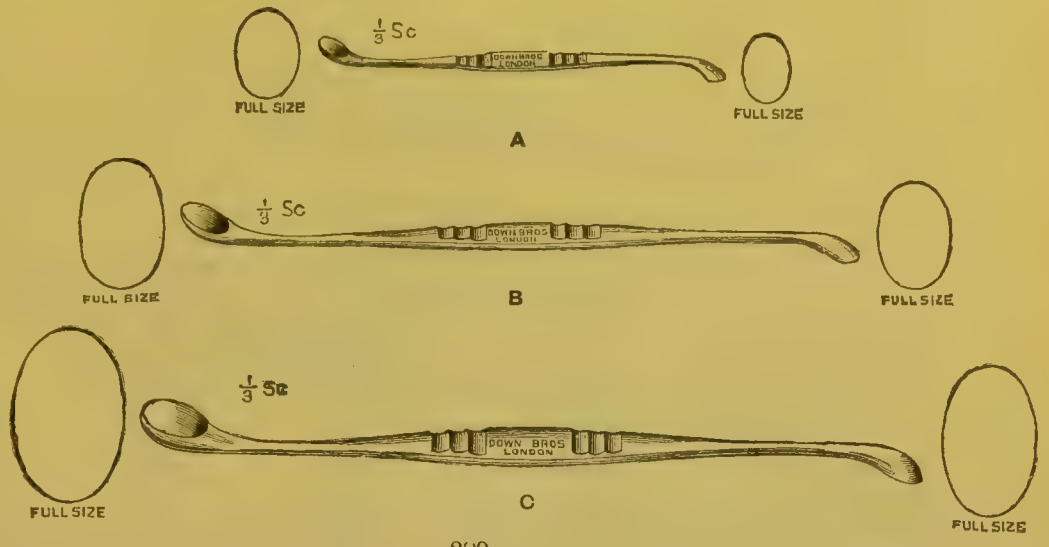

389.

Scrapers, for bone, sinuses, etc., nickel plated, *continued*,—

389 Stanley Boyd's, in 3 sizes, each (A), 7*s.*; the 2 larger sizes (B and C) 0 10 6

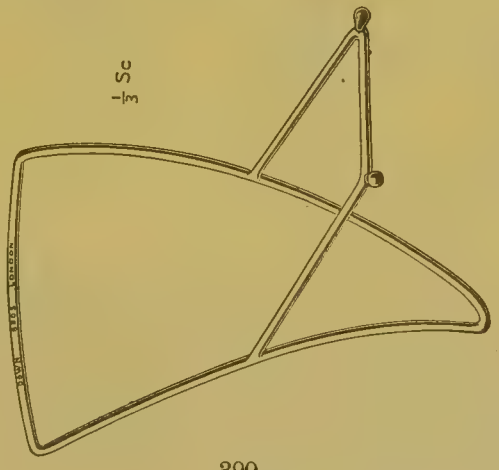

390.

Testicle Frame,—

390 Watson Cheyne's, for undescended testicle . . . each 0 4 6



391.

Tongue Forceps, for excision of tongue, nickel plated,—

391 Heath's . . . . . each 0 11 6

392* Ditto, with take-off joint . . . . . „ 0 13 6

* The items marked thus * are not illustrated.

No.

Necrosis, Resection and Osteotomy Instruments.

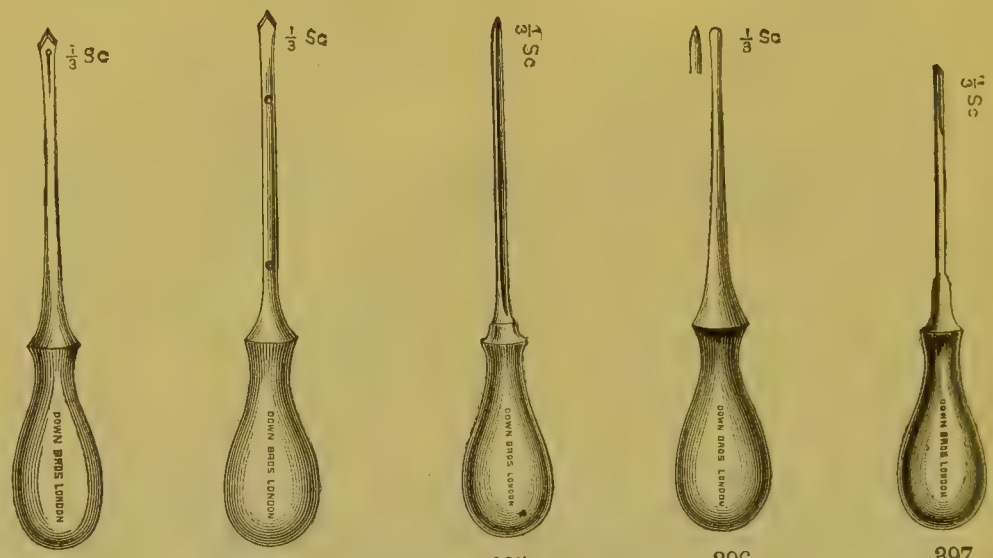

393. 394. 395. 396. 397.

£ s. d.

Awls, for Bone Sutures, with metal handles, nickel plated,—

393	Straight, 3 sizes	each	0 5 6
394	Aitken's, tubular	„	0 9 0
395	Grooved	„	0 7 0
396	Lane's, 3 sizes	„	0 5 6
397	Peters', grooved at end	„	0 6 6



398.

398	Walsham's	each	0 9 6



399.

Broaches or Reamers, with metal handles, nickel plated,—

399	Lane's, in 2 sizes	each	0 5 3

No. **Necrosis, Resection and Osteotomy Instruments,** *continued*,—

£ s. d.

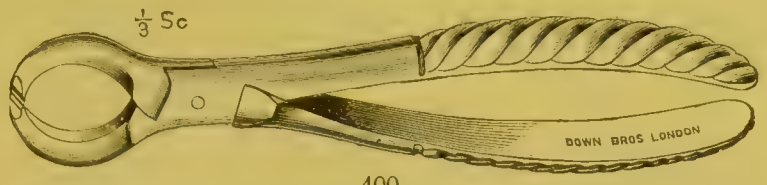

400.

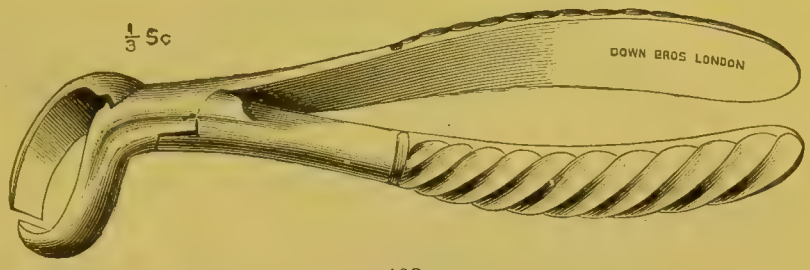

402.

Bone Forceps, with broad grooved handles, nickel plated,—

400	Circular Jaw, straight, with take-off joint . . . each	1	2	0
401*	Ditto, ditto, screw joint . . . . . „	0	19	0
402	Ditto, curved, with take-off joint . . . . . „	1	5	0
403*	Ditto, ditto, screw joint . . . . . „	1	2	0

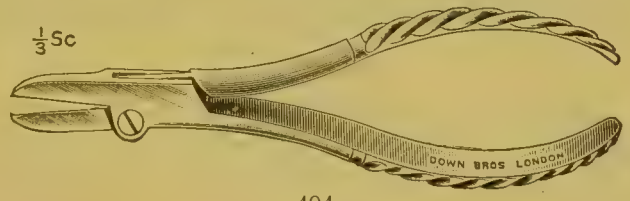

404.

404	Eccentric joint, 8-in. . . . . each	1	1	0
405*	Horsley's Compound Lever Forceps . . . . . „	2	2	0



406.

406	Liston's, straight, each, 7-in., 9*s.* 6*d.*; 8-in., 10*s.* 6*d.*; and 9-in.	0	11	6
407*	Ditto, extra powerful, as made for St. Thomas's Hospital, 11-in. . . . . each	1	1	0
408*	Ditto, with plain handles, 7-in. . . . . „	0	7	0

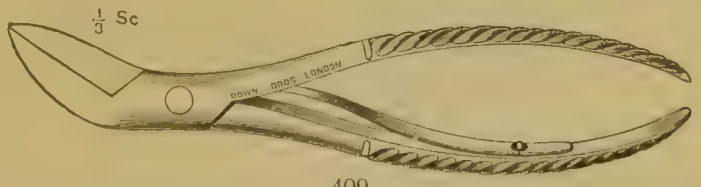

409.

409	Liston's, curved to the right or left, 9-in. . . . each	0	12	6

* The items marked thus * are not illustrated.

No. **Necrosis, Resection and Osteotomy Instruments,** *continued*,— £ s. d.



410.



411

Bone Forceps, with broad grooved handles, nickel plated, *continued*,—

410 Liston's, curved on flat, 9-in. . . . . each 0 12 6
411 Ditto, flat angle . . . each, 8-in., 11*s.* 6*d.*; 9-in. 0 12 6

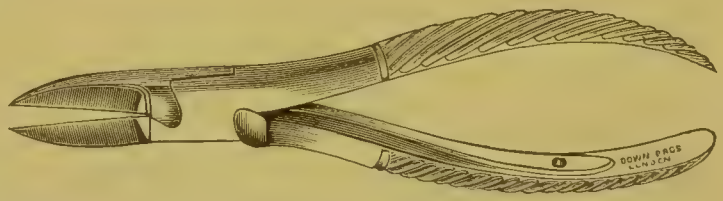

412.

Bone Forceps, with take-off joints, nickel plated,—

412 Liston's, straight, each, 7-in., 11*s.* 6*d.*; 8-in., 12*s.* 6*d.*; 9-in. . 0 13 6
413* Ditto, curved to right or left, 9-in. . . . . each 0 14 6



414.

414 Liston's, flat angle, each, 7-in., 12*s.* 6*d.*; 8-in., 13*s.* 6*d.*; 9-in. 0 14 6



415.



416.

Bone Scissors, nickel plated,—

415 Straight (used for hare-lip, etc.) . . . . . each 0 13 6
416 Curved on flat . . . . . „ 0 13 6

* The items marked thus * are not illustrated.

No. **Necrosis, Resection and Osteotomy Instruments,** *continued*,—

£ s. d.

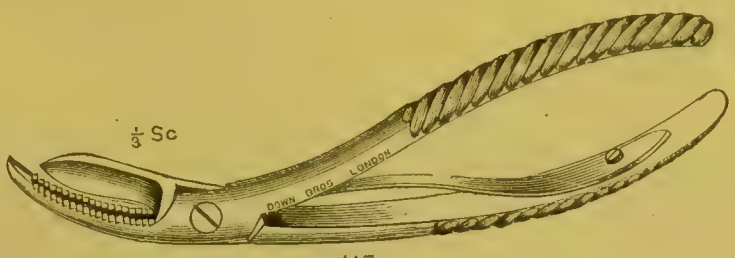

417.

Rib Shears, nickel plated,—

417 Down Bros.' Improved, with central grooved under-blade, each, 8-in., 21*s.*; 9-in. 1 2 6

418* Ditto, ditto, with take-off joint . each, 8-in., 24*s.*; 9-in. 1 5 6

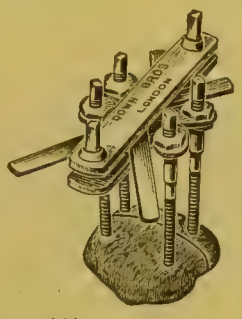

419.

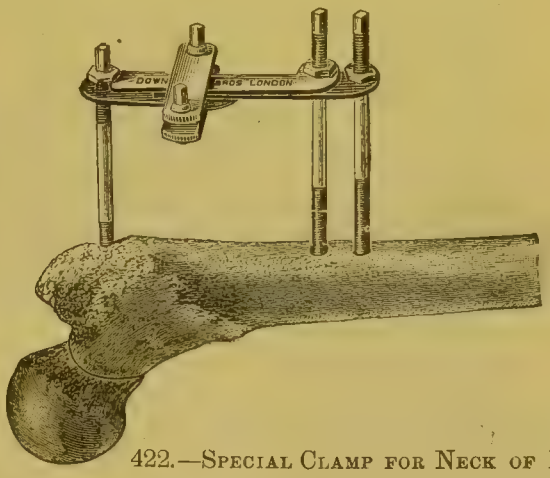

422.—SPECIAL CLAMP FOR NECK OF FEMUR.

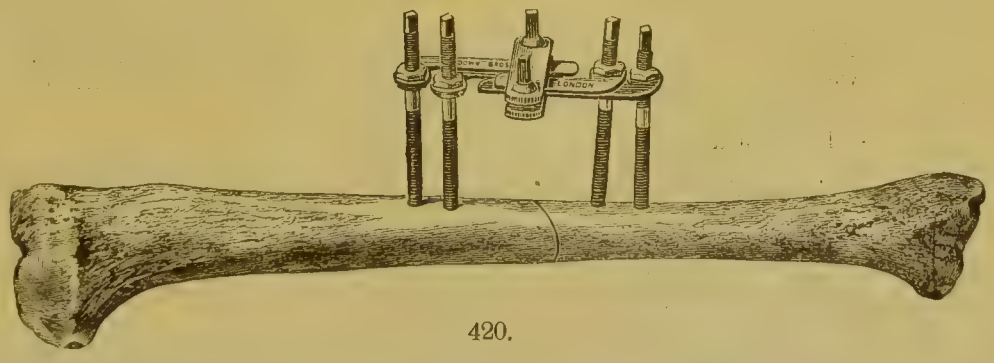

420.

Clamps for Un-united Fractures, silver plated (suggested by Dr. Clayton Parkhill, of Denver, Colorado),—

419 Parkhill's, No. 1, Small, for Clavicle, Fibula, and Patella, etc., each 1 5 0

420 Ditto, No. 2, Medium, for Tibia, Humerus, Patella, etc. ,, 1 4 0

421* Ditto, No. 3, Large, for Femur (except the Neck) . ,, 1 4 0

422 Ditto, No. 4, Special, for Neck of Femur . . . ,, 1 2 0

Ditto, Complete Set . . . . . ,, 4 15 0

Description taken from the "Annals of Surgery," May, 1898.

The Instrument is simple in construction, easy and accurate of adjustment, and when properly used secures absolute fixation of the fragments.

* The items marked thus * are not illustrated.

No.

Necrosis, Resection and Osteotomy Instruments, *continued*,—

Clamps for Un-united Fractures, silver plated, *continued*,—

Neither lateral nor longitudinal motion is possible. It is of steel, heavily plated with silver, in order to secure the antiseptic action of this metal. It consists essentially of four shafts, each with a thread cut on the lower end, and also one near the upper end. The extreme upper end, however, is made square, so that the shaft may be governed by a clock key. Two sets of curved wing plates are attached to these shafts, the longer pair corresponding to the outer ones and the shorter pair to the inner. Each wing plate is fixed to its shaft by two nuts running upon the upper thread, one above the plate and the other below, for accuracy of adjustment. When in position one wing plate overlies the other in each half of the instrument, and when clamped the pair lie side by side. The wing plates are fastened together by a steel clamp with a screw in each end. These screws and shafts are controlled by the same clock key, and the nuts by a small wrench. Any method of resection of the bony fragments which may be found desirable in the particular case may be used, the transverse is probably the most easy of execution, and generally the most desirable. The periosteum may or may not be separated from the fragments. In the forearm and in the leg, if one bone is intact while its fellow demands operation, it should be shortened to a corresponding degree, and clamped in a similar manner. Each fragment is drilled transversely to the longitudinal axis of the bone, and a small steel pin is thrust into the first hole while the second is being drilled, in order that they may be made parallel. The distance these holes should be from each other and from the ends of the fragments should be determined by the bone under operation and the size of the clamp to be used. The drill selected should be a trifle smaller than the shaft of the instrument, in order that the threads may take a firm hold on the bone. The shafts are screwed in place by means of the clock key. This is more rapidly accomplished by means of a clock key attachment fitted to a Langenbeck brace. The shafts being in place, their corresponding wing plates are adjusted and fixed by means of their nuts. While the fragments are held in accurate apposition, the wing plates are clamped together. The instrument is long enough to project through the incision in the soft tissues, in order to allow for the accurate suturing of the wound between the shafts, and also for the interposition of a dressing. When possible the wound should be sutured without drainage. The part operated upon should be enclosed in a fixed dressing of plaster of Paris, or something of a similar nature. The instrument should be removed in from four to eight weeks, depending upon the bone operated upon and the conditions of the particular case.

It is claimed for this instrument—

1. That union has been secured in every case in which it has been used, as against 56 per cent. of cures by all mechanical means, according to the statistics of Bruns and Gurlt.

2. That it is easily and accurately adjusted.

3. That it prevents both longitudinal and lateral motion between the fragments.

4. That the presence of the shafts in the bone stimulates the production of osseous tissue.

5. That nothing is left in the tissue that might reduce their vitality or lead to pain and infection.

6. That no secondary operation is necessitated.

		£	s.	d.
423*	**Bone Cylinders, etc., decalcified,** for un-united fractures, 4 sizes, 1 inch long, internal diameters—$\frac{5}{8}$, $\frac{3}{4}$, 1, and $1\frac{1}{8}$ in. per doz.	1	1	0
	Ditto, ditto, $1\frac{1}{2}$ in. long, $\frac{3}{8}$-in. diam. . . . . „	1	1	0
424*	Ditto, Triangular in section, 2 sizes . . . . „	1	1	0

* The items marked thus * are not illustrated

No. **Necrosis, Resection and Osteotomy Instruments,** *continued,*—

£ .s. d.

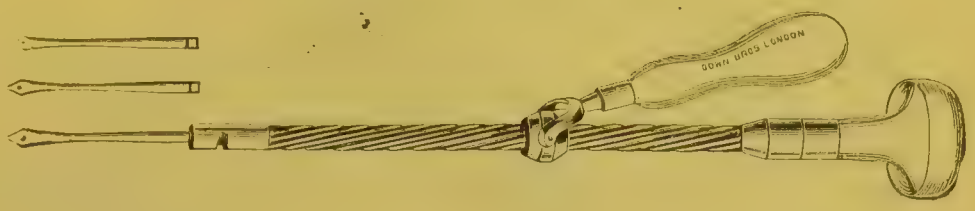

425.

Bone Drills, etc., for suturing, with metal handles, nickel plated,—

425 Archimedean, with set of 3 drills 0 15 6



426

426 Bevelled Wheel Action, with ball and socket joint to driving handle, with set of 3 drills 1 4 0

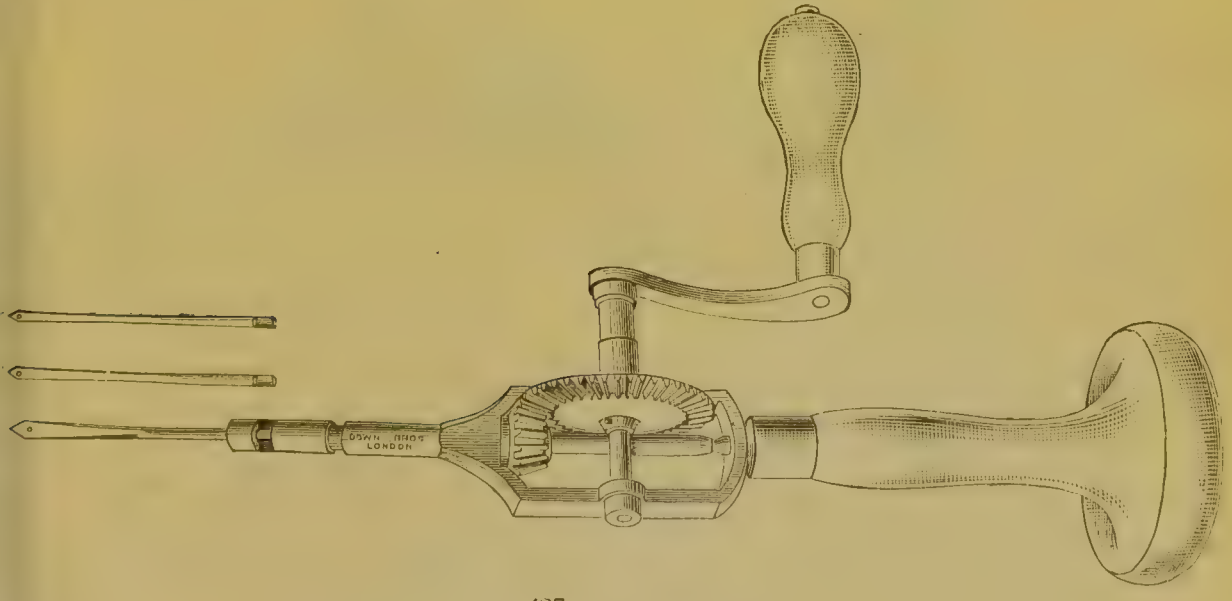

427.

427 Bevelled Wheel Action, large size, with set of 3 drills . . 1 12 0

No. **Necrosis, Resection and Osteotomy Instruments,** *continued,*—



428.

Bone Drills, etc., nickel plated, *continued,*—

		£	s.	d.
428	Langenbeck's Brace, fitted with set of 3 Drills, as illustrated	1	1	0
	The Brace only . . . . . each	0	15	0
	Conical Drills, as illustrated, to fit Brace, 3 sizes . . „	0	2	0
	Morse's Twist Drills, to fit Brace, 6 sizes $\frac{5}{64}$ to $\frac{10}{64}$ in. . „	0	2	6
	Peters' Drills, to fit Brace, 2 sizes . . . . . „	0	3	0
	Lane's Reamers, to fit Brace, 9 sizes . . . . „	0	2	3
	Key for Parkhill's Clamp, to fit Brace . . . . „	0	4	6

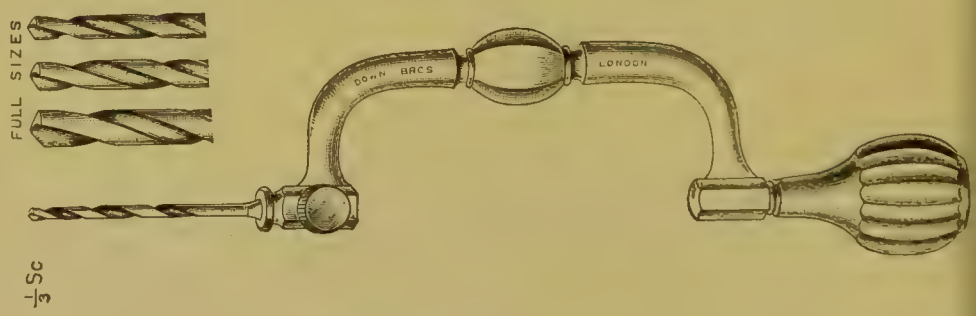

429.

		£	s.	d.
429	Down Bros.' Improved, as made for King's College, fitted with Set of 3 Morse's Drills $\frac{3}{32}$, $\frac{4}{32}$, $\frac{5}{32}$ in. . . .	1	5	

If fitted with set of 6 Drills, £1 13*s.*

	The Brace only . . . . . each	0	18	

No.

Necrosis, Resection and Osteotomy Instruments, *continued*,—

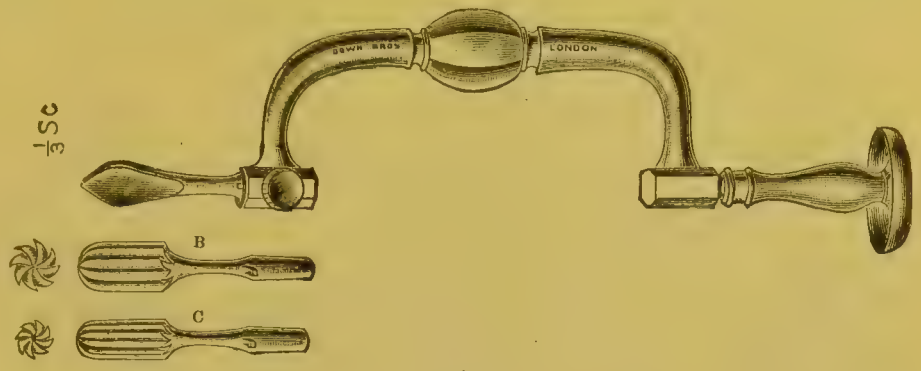

430.

Doyen's Bone-boring Instruments,—

(This set is also specially useful for Mastoid Antrum.)

		£	s.	d.
430	Brace fitted with Drill and 2 Cylindro-spherical burs . .	2	0	6
	The Brace only . . . . . each	0	15	0
	The Drill only (A) . . . . . „	0	4	6
	The Burs only, cylindro-spherical, 2 sizes, B and C . „	0	10	6

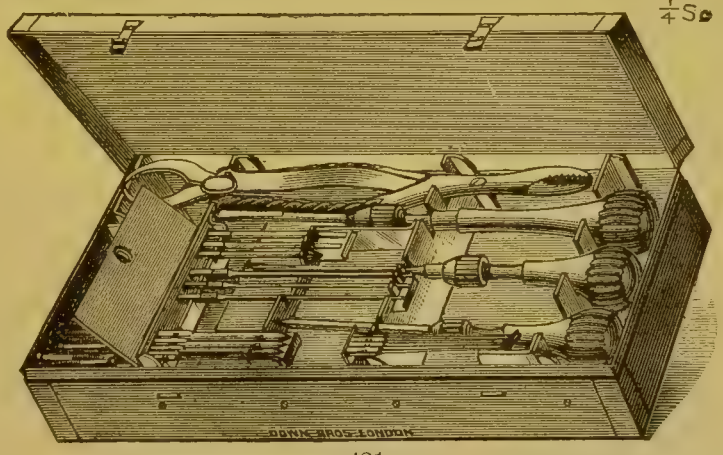

431.

431 **Lane's Set of Bone Screwing Instruments,** in metal case, consisting of,—

Forceps, for holding the fragments in apposition, Set of 4 Awls fitting one handle, Set of 9 Reamers fitting one handle, Rose-head to make depression for head of screw, Set of 3 Screw-drivers fitting one handle, Calipers for gauging screws, Assortment of Screws.

All Instruments with metal handles and nickel plated, complete 5 13 6

432* **Set** same as above, with addition of Peters' Lion Forceps in metal case 7 5 6

* The items marked thus * are not illustrated.

No.

Necrosis, Resection and Osteotomy Instruments, *continued*,—

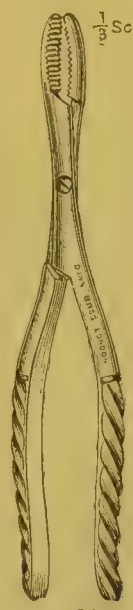
433.



434.

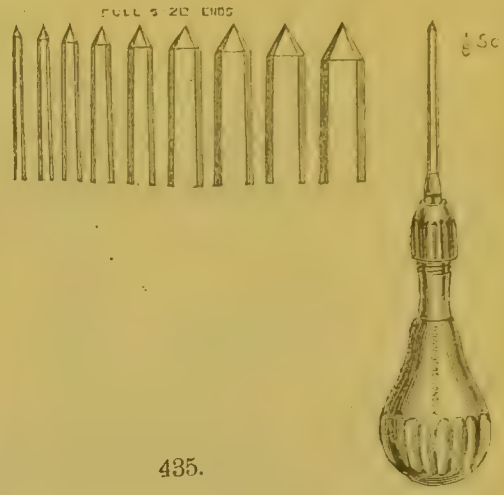

435.

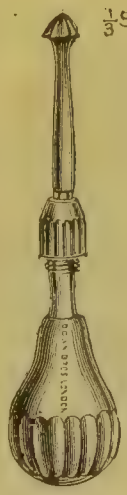
436.

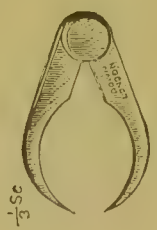
438.

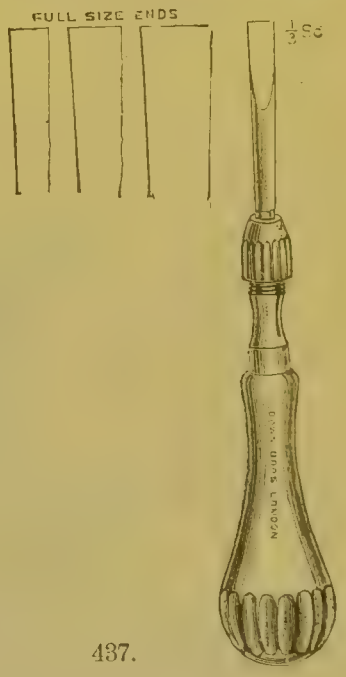

437.

Lane's Instruments for screwing and suturing bone, nickel plated,—

			£	s.	d.
433	Forceps, for holding the fragments in apposition	each	0	10	0
434	Set of 4 Awls fitting one handle	per set	0	18	6
435	Set of 9 Reamers fitting one handle	"	0	15	0
436	Rose-head, to make depression for head of screw, to fit either of above handles	each	0	3	6
437	Set of 3 Screw-drivers fitting one handle	per set	0	16	6
438	Calipers, for gauging screws	each	0	3	6

The points to be observed in connection with the above set are as follow: Having selected suitable screw, the calipers are employed to gauge the size of *shaft* of screw exclusive of the *crest*, as a guide to selection of awl. After boring with awl, the upper part of hole is broached out with reamer to receive the shaft, and countersunk with depression for head, so that when screw is forced home the approximating power of the head is brought into play.

No. **Necrosis, Resection and Osteotomy Instruments,** *continued,*—

£ *s.* *d.*



439.

439 Screws, silver plated, in 16 sizes. . per set, 2*s.* 8*d.*; per doz. 0 2 0

These screws have been successfully employed by Mr. Arbuthnot Lane and other surgeons in restoring the continuity of the axes of bones in cases of oblique fracture, etc.; they are made in various lengths and gauges. Two instruments are employed in making the screw hole for each gauge of screw, an awl of suitable size to carry the thread of the screw, and a reamer to enlarge that part of the bore which is engaged by the shank; this obviates the risk of splitting.



440.

Screw-drivers, with metal handles, nickel plated,—

440 Ballance's . . . . . each 0 7 6

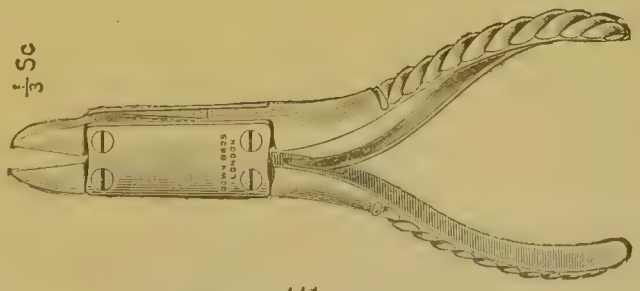

441.

Screw-Cutting Forceps, nickel plated,—

441 Wallace's . . . . . each 2 15 0

These are intended for cutting off the ends of screws, etc., used for bone suturing

No. **Necrosis, Resection and Osteotomy Instruments,** *continued,*— £ s. d.



442.

Screw Bolts and Nuts, nickel plated,—

442 Wallace's, as made for Mr. Cuthbert Wallace, and used at St. Thomas's Hospital, set consisting of 2 bolts with nuts and washers, key and spanner . . . . . per set 0 13 6



443.

Nails for Bone,—

443 Steel Platinized, 3 sizes . . . . . per doz. 0 15 0

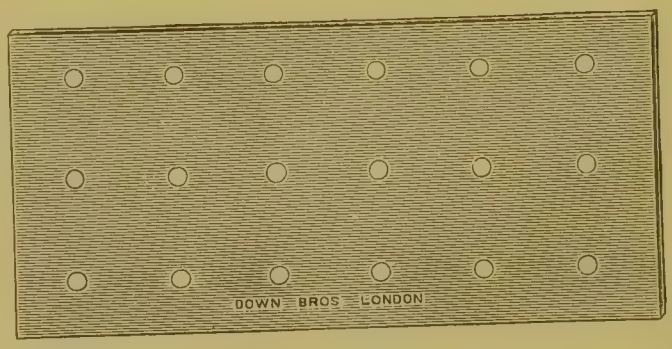

444.



445.

444 **Aluminium Sheet,** for un-united fracture, as made for Mr. Watson Cheyne, and used at King's College Hospital, perforated in strips, 12 × 3 in. . . . . per strip 0 1 9

445 Nickel-plated tacks, 2 sizes, A and B . . . per gross 0 2 6



447.

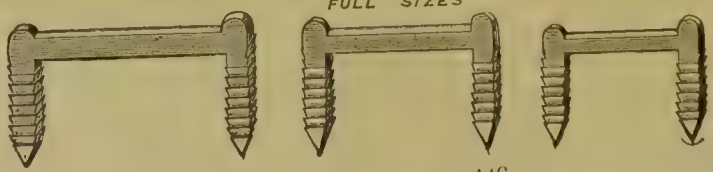

446.

Staples for Bone,—

446 Dujarier's, for un-united fractures, 3 sizes . . per dozen 0 15 0

447 Punch, for use with same . . . . . each 0 5 6

No.

Necrosis, Resection and Osteotomy Instruments, *continued*,—



448.

		£	s.	d.
	Suture Pegs,—			
448	Ivory Pegs, for bone sutures (6 sizes, Nos. 7 to 12, French gauge) . . . . . per doz., 3-in., 5s.; 6-in.	0	9	0



449.

449	Ivory Pegs, square, 6-in. (as made for King's College). per doz.	1	0	0
	Wire, silver, for patella and general bone sutures (*see page* 164).			

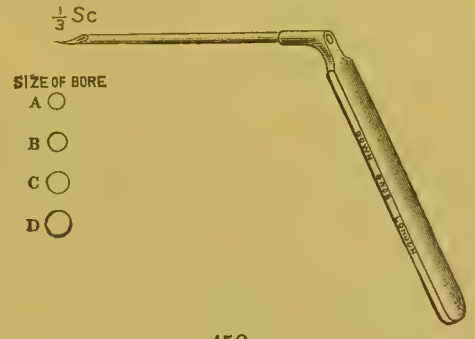

450.

Wire Guides, nickel plated,—

450 London Hospital pattern, fitted with stilettes to keep the bore free, in 4 sizes, A, B, C and D, to take silver wire (*see page* 164) Nos. 4, 5, 6 and 7 (French gauge) . . each 0 5 9



451.



452.



453.



454.

Chisels, with metal handles, nickel plated,—

451	Flat, steel, solid forged, 4 sizes, ¼, 5/16, ⅜, 7/16 . . . each	0	4	6
452	Guy's pattern, 4 sizes, ¼, 5/16, ⅜, 7/16 . . . . . „	0	6	6
453	Hahn's, steel, solid forged, 2 lengths, 6 and 7 in., 3 widths, ⅜, ½ and ⅝ . . . . . each	0	5	6
454	Lindhart's, with metal handle . . . . . „	0	6	6

No.

Necrosis, Resection and Osteotomy Instruments, *continued*,—

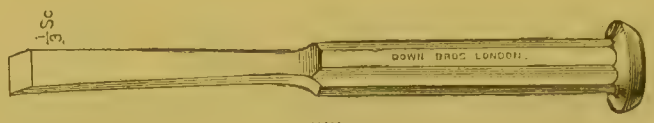

455.



456.

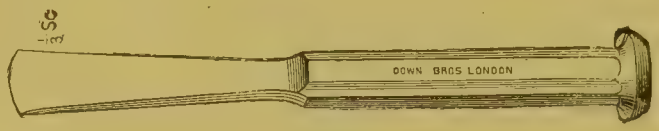

457.

		£	s.	d.
	Chisels, with metal handles, nickel plated, *continued*,—			
455	Macewen's, 2 sizes, $\frac{5}{16}$, $\frac{7}{16}$ . . . . . each	0	5	6
456	Ditto, Osteotomes, 3 sizes, $\frac{3}{8}$, $\frac{7}{16}$, $\frac{1}{2}$-in. . . . . „	0	5	6
457	Ditto, ditto, fan-shaped . . . . . „	0	6	0



458.

458	Reeves' graduated, solid forged . . . . . each	0	7	6

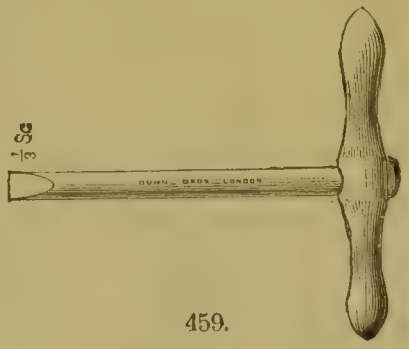

459.

459	Tarsectomy Chisel, with metal cross handle, as used by Mr. Clutton . . . . . each	0	7	6

No.

Necrosis, Resection and Osteotomy Instruments, *continued*,—



460.

Directors, nickel plated (*see also pages* 68–69, 218–219 and 905),—

		£	s.	d.
460	Blandin's, with jointed handle for Resection . . . each	0	13	6

For protecting the soft parts when using the Saw, also acts as a guide for Chain Saw.



461.

461	Davy's kite shape, grooved, for Varus . . . . each	0	5	3
462*	Ditto, parallel, grooved, for Equinus . . . . „	0	5	6



463.



464.

Gouges, with metal handles, nickel plated (*see also pages* 132–133),—

463	Flat steel, solid forged, 4 sizes, 1/4, 5/16, 3/8, 7/16 . . . each	0	4	6
464	Hahn's, steel, solid forged, 2 lengths, 6 and 7-in.; 3 widths, 3/8, 1/2 and 5/8ths-in. . . . . each	0	5	6



465.



466.

465	St. Thomas's pattern, with square edges, solid forged, 4 widths, 1/4, 5/16, 3/8, and 1/2-in. . . . . each	0	6	6
466	Ditto, with rounded edges, 4 widths . . . . „	0	6	6

* The items marked thus * are not illustrated.

No.

Necrosis, Resection and Osteotomy Instruments, *continued*,—



467.



468.



469.



470.

		£	s.	d.
	Gouges, with metal handles, nickel plated, *continued*,—			
467	Straight, Guy's pattern, 4 sizes, ¼, 5/16, ⅜, and 7/16-in. . . each	0	6	6
468	Ditto, with thumb rest, 4 sizes, ¼, 5/16, ⅜, and 7/16-in. . „	0	6	6
469	Trowel bent, 5/16-in. . . . . „	0	7	0
470	With thumb rest, solid forged ¼ in. . . . . „	0	7	6



471.

Gouge Forceps, with broad grooved handles, nickel plated (*see also pages* 133–139),—

471	Straight . . . . . each	0	10	6



472.

472	Straight, with take-off joint . . . . . each	0	12	6

Hammers (*see Mallets, pages* 111–112).

No.

Necrosis, Resection and Osteotomy Instruments, *continued*,—



473.

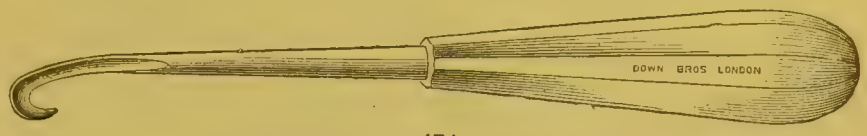

474.

Bone Hooks, with metal handles, nickel plated,—

		£	s.	d.
473	Langenbeck's . . . . . each	0	5	6
474	Lund's Astragalus . . . . . „	0	5	6



475.

Bone Lever, nickel plated,—

475 Wheelhouse's (used for excision of hip, etc.) . . each 0 6 6



476.

Knives, solid forged, nickel-plated handles,—

476 Adams', for subcutaneous osteotomy . . . each 0 5 0

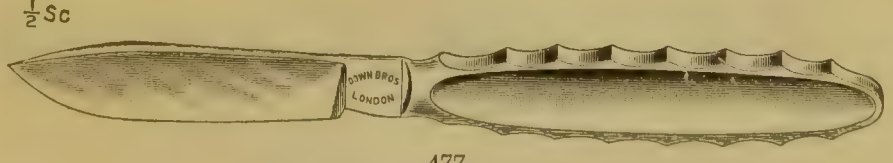

477.

477 Leeds Infirmary pattern, for excision of joints . . each 0 10 6

No. **Necrosis, Resection and Osteotomy Instruments,** *continued*,—

£ s. d.



A



B



C

478.

Knives, solid forged, nickel-plated handles, *continued*,—

478 Marshall's Resection, each, round pointed (A), 7*s.* 6*d.*; pointed (B), 7*s.* 6*d.*; straight edge (C) 0 7 6



479.



480.

479 Nélaton's Excision, with convex edge . . . . each 0 6 0
480 Ditto, ditto, straight edge . . . . . „ 0 6 0



481.

481 Tarsectomy, as used by Mr. Clutton. . . . each 0 6 6



482.



483.

Lenticulars, with metal handles, nickel plated,—

482 Circular ended . . . . . each 0 6 9
483 Pointed, five sided . . . . . „ 0 6 9

No.

Necrosis, Resection and Osteotomy Instruments, *continued*,—

£ *s.* *d.*

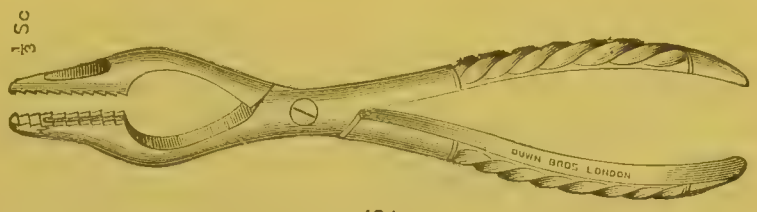

484.

Lion Forceps, with broad grooved handles, nickel plated,—

484 Davy's . . . . . each 0 11 6
485* Ditto, with take-off joint . . . . . „ 0 14 6



486.

486 Farabœuf's, for seizing the head of femur, etc. . . each 0 13 6

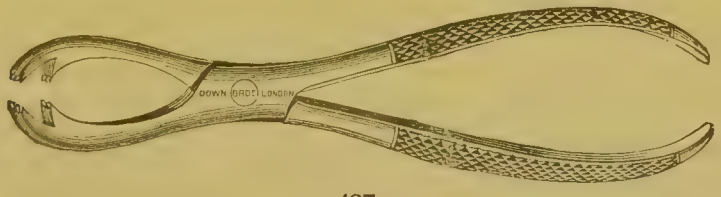

487

487 Fergusson's, with broad grooved handles, 9-in. . . . each 0 11 6
488* Ditto, small, 6-in., with plain handles . . . . „ 0 6 6



489.

489 Fergusson's, with take-off joint . . . . . each 0 13 6

* The items marked thus * are not illustrated.

No. **Necrosis, Resection and Osteotomy Instruments,** *continued*,— £ s. d.

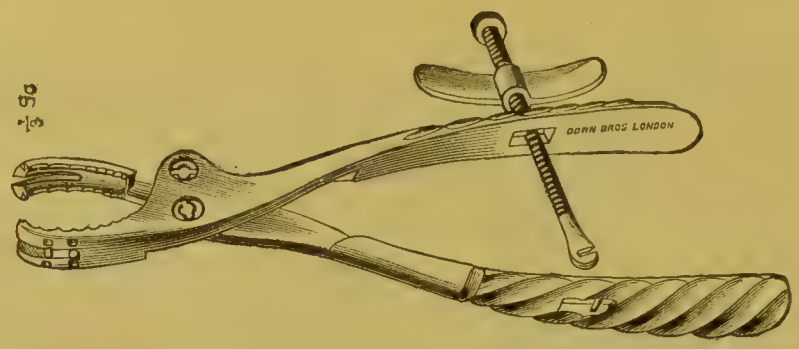

The Forceps used with the two narrow-jawed blades.



The additional or third limb with wide jaws.

490.

Lion Forceps, with broad grooved handles, nickel plated, *continued*,—

490 Peters', for use in screwing, wiring, and other operations on bone . . . . . each 1 12 0

Extract from the "Scalpel."

Wiring, screwing, and other devices have been successfully employed by Mr. Arbuthnot Lane, and others, for the purpose of securing correct apposition of fractured bones and their retention in this position. The results so obtained encourage a further use of these methods, and particularly their application to fractures in the neighbourhood of joints. The precision to be attained by these methods is more fully recognised when accurate drilling previous to the deposition of wires and screws is made easy. To meet the requirements in such operations, I have devised the above-mentioned instrument which has been referred to by Mr. Lane in his paper in the *Clinical Journal*. Essentially the forceps is a modification of Farabœuf's lion forceps, and can be used for all the purposes of a lion forceps. It is further fitted with a detachable approximating screw and an additional limb suitable for the passage of screws, or in certain cases of wire. A drill grooved along its length with a trocar point is adapted for use with the instrument. Both jaws of the forceps are sawn longitudinally so as to allow wire to be passed free of the forceps. The upper jaw is drilled with holes in two series, the one series being adapted for larger, and the other for smaller bones. By this arrangement it is possible to drill a hole in any position up to 40° from the vertical in either direction. This varying angle of impact is obtained by conical holes on either side of the central saw slit. The saw slit is also conically enlarged at suitable points to accommodate the drill without allowing it to slip. The third limb has a large forked extremity which will allow of the manipulation of any drill and screws. The forceps can be used either for drilling the two bones in position and subsequent wiring without relaxing hold, or for boring a single piece of the fractured bone. It is so arranged that a wire can be passed from a central slit into the holes in the bone which have been

No.

Necrosis, Resection and Osteotomy Instruments, *continued*,—

drilled through the side holes of the forceps. If, therefore, one of these lateral holes of the forceps is used to direct the drill, the wire can be adjusted without removing the forceps. The main points connected with the forceps are:—

(*a*) A firm grip can be obtained on one or more fractured fragments, and the forceps retained in position by the approximating screw.

(*b*) The drill can be passed precisely, rapidly, and without fear of slipping.

(*c*) The wire or screw can be passed and adjusted without removing the forceps.

The instrument can be used as ordinary bone forceps.

The instrument is made by Messrs. DOWN BROS., 21, St. Thomas's Street, S.E., to whom my thanks are due for the care they have expended on its manufacture.

E. A. PETERS, M.B.B.C.

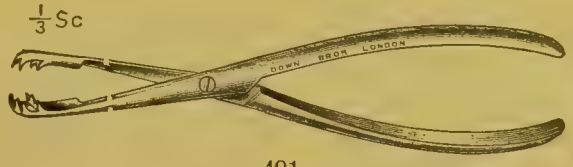

491.

Lion Forceps, nickel plated, *continued*,—

		£	*s.*	*d.*
491	St. Thomas's pattern . . . . . each	0	10	6



492.

492	Willcox's spring, with catch . . . . . each	0	10	6
493*	Ditto, plain spring, without catch . . . . . „	0	5	6

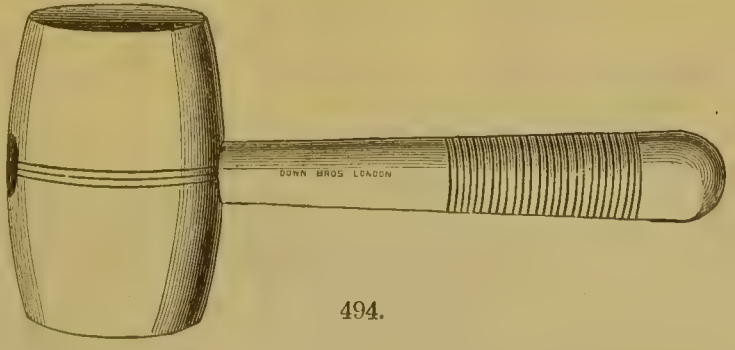

494.

Mallets and Hammers,—

494	Boxwood . . . each, ½ lb., 2*s.* 6*d.*; 1 lb. 4*s.*; 2 lb.	0	5	6
495*	Ditto, small, with lead face, 5 oz. . . . . each	0	3	6

* The items marked thus * are not illustrated.

No.

Necrosis, Resection and Osteotomy Instruments, *continued*,—

£ s. d.

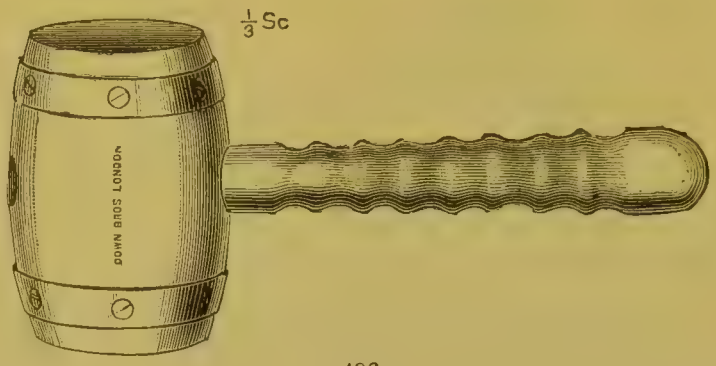

496.

Mallets and Hammers, *continued*,—

496 Boxwood, with metal protecting bands, as made for St. Thomas's, 1 lb. . . . . each 0 8 6

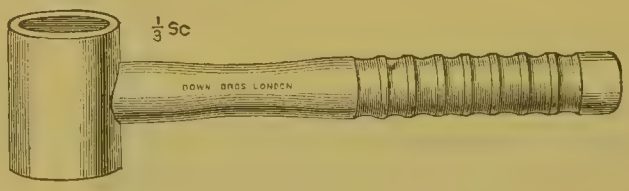

497.

497 Metal, nickel plated, with leaden face . . . . each 0 10 6

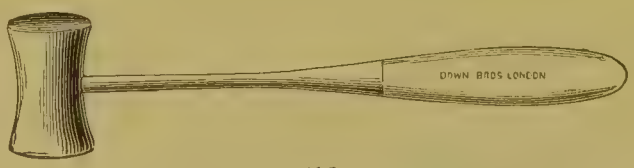

498.

498 Steel, nickel plated . . . . . each 0 7 6



499.

499 Stuart Low's, with leaden head and metal handle . . each 0 10 6

This Mallet is entirely under the control of the striker's hand, enabling a "dead" blow to be given without rebound, thus minimising concussion. Its large striking surface renders it more durable than ordinary leaden mallets. The head can be renewed when necessary.

No.

Necrosis, Resection and Osteotomy Instruments, *continued*,—



500.

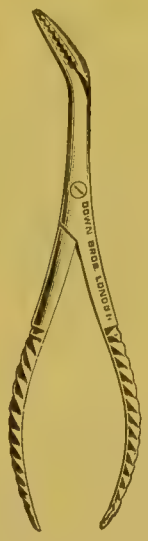

501.



502.

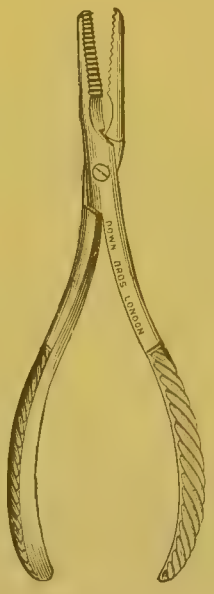

503.



505.

Necrosis Forceps, with broad grooved handles, nickel plated,—

			£	s.	d.
500	Straight	each	0	8	0
501	Curved	„	0	8	0
502	With fine jaws	„	0	8	6
503	Pointed jaws, straight	„	0	8	6
504*	Ditto, curved.	„	0	8	6
505	Mason's, with shark's teeth	„	0	9	0



506.

			£	s.	d.
506	Eve's, curved, as made for the London Hospital	each	0	9	6

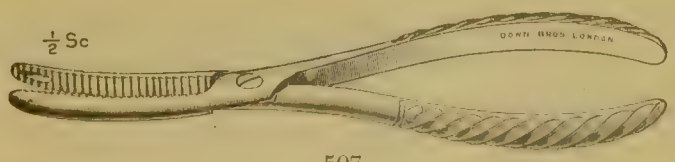

507.

			£	s.	d.
507	Curved on flat, as made for St. Thomas's Hospital	each	0	10	6

* The items marked thus * are not illustrated.

No. **Necrosis, Resection and Osteotomy Instruments,** *continued,*—

£ s. d.



508.



510.

Necrosis Forceps, with take-off joints and broad grooved handles, nickel plated,—

508	Straight	each	0 10	0
509*	Curved	„	0 10	0
510	Straight, with fine jaws	„	0 10	6

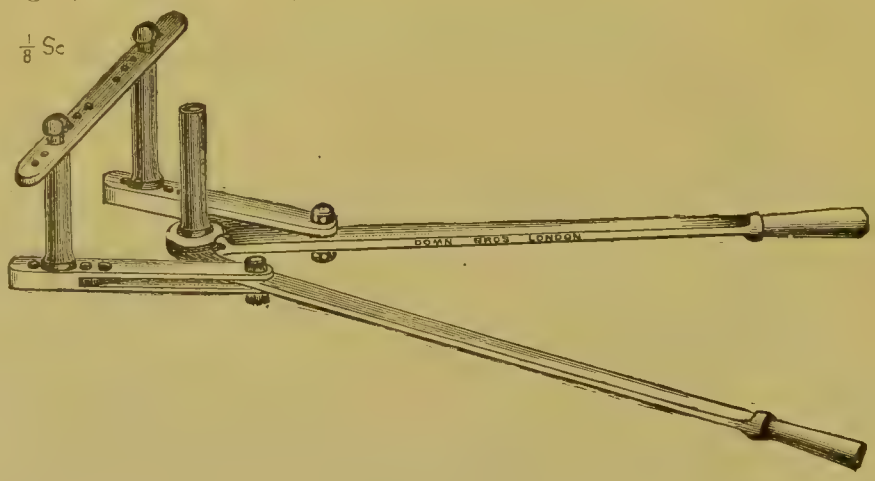

511.

Osteoclasts,—

511	Thomas's (Mr. H O. Thomas, of Liverpool), as used at St. Bart.'s, Guy's, etc., for children	each	5 5	0
	Ditto, adult's size	„	6 6	0

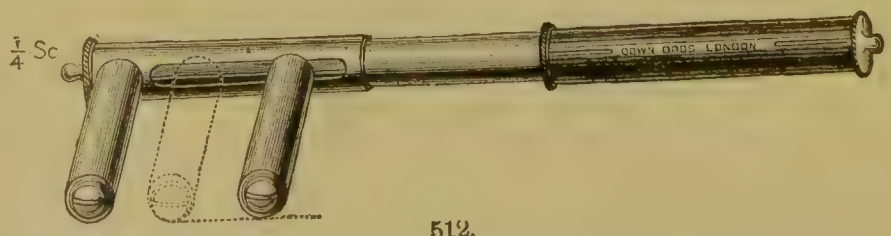

512.

Wrenches, nickel plated,—

512	Thomas's (Mr. H. O. Thomas, of Liverpool) . . .	each	2 17	6

* The items marked thus * are not illustrated.

No. **Necrosis, Resection and Osteotomy Instruments,** *continued*,—



513.

£ *s.* *d.*

Wrenches, nickel plated, *continued*,—

513 Thomas's (Mr. W. Thomas, of Birmingham) . . . each 3 7 6

The advantage claimed for this instrument is that the lever being central, the force applied can be more accurately and effectively controlled.

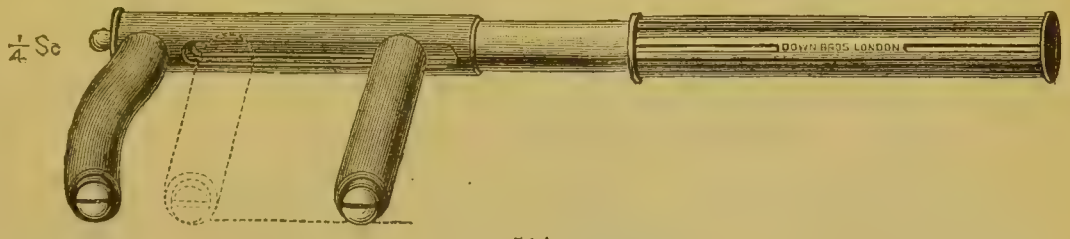

514.

514 Tubby's . . . . . each 3 5 0

Mr. A. H. TUBBY, M.B., M.S., F.R.C.S. (25, Weymouth Street, Portland Place, W.), writes: The accompanying drawing illustrates a modification of Mr. H. O. Thomas's wrench, which has been made for me by Messrs. DOWN BROS. The upper arm is curved so as to fit more completely the convexity of the dorsum of the foot than the straight arm of the ordinary wrench can do, and so avoid slipping and abrasions of the skin. The arms on sections are elliptical and not round, thus distributing the pressure more equally at the spot where such is made. The wrench is made to open by means of a screw, to the extent of 5 inches, and closes up almost completely, so that it can be used for both infantile and adult feet.—*British Medical Journal*, Jan. 15, 1898.

No. **Necrosis, Resection and Osteotomy Instruments,** *continued*,—

£ *s.* *d.*

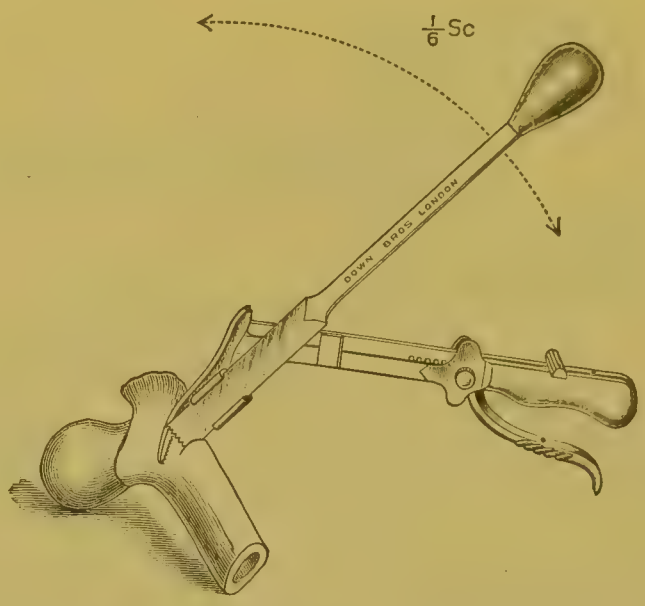

515.

Osteotome, nickel plated (*see also page* 104),—

515 Gowan's . . . . . each 4 4 0



516.

516 Retractors, for use with same, for deep wounds, nickel plated, each 0 6 6



517.

Osteotribes, with metal handles, nickel plated,—

517 Marshall's, 3 sizes, $\frac{3}{8}$, $\frac{1}{2}$, and $\frac{5}{8}$ths-in. . . . . each 0 7 0

No. **Necrosis, Resection and Osteotomy Instruments,** *continued*,—

£ s. d.



518.

Patella Hooks, nickel plated,—

518 Malgaigne's (improved by Treves) 0 16 0

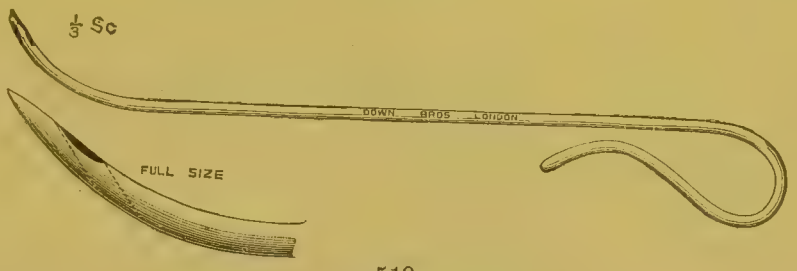

519.

Patella Needles, nickel plated,—

519 Barker's . . . . . each 0 5 6

520* Metal handles, for use in tightening the wire in Barker's operation . . . . . per pair 0 3 0

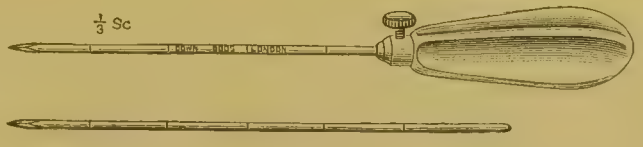

521.

Pins for Excision of Knee, nickel plated (*see also page* 181),—

521 Morrant Baker's, per set of 2, with one handle . . . 0 6 6

Probes (*see pages* 31–32, 84–85, 231–232 and 501).



522.

Raspatories, with metal handles, nickel plated (*see also pages* 70, 76, and 257–259),—

522 Bryant's . . . . . each 0 7 6

* The items marked thus * are not illustrated.

No. **Necrosis, Resection and Osteotomy Instruments,** *continued,*— £ s. d.

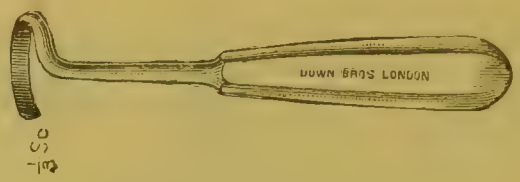

523.

Raspatories, with metal handles, nickel plated, *continued,*—

523 Doyen's, for under surface of ribs . . . . . each 0 7 6



524.

Raspatories, solid forged, nickel plated,—

524 Allis's . . . . . each 0 4 6



525.

525 Belfast Model . . . . . each 0 6 0



526.

526 Chance's double ended . . . . . each 0 6 6

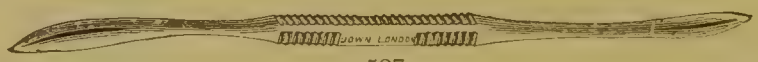

527.

527 Durham's . . . . . each 0 5 3



528.

528 Macewen's . . . . . each 0 5 3



529.

529 Rushton Parker's . . . . . each 0 6 6

No.

Necrosis, Resection and Osteotomy Instruments, *continued*,—

£ s. d.



530.



531.



532.

Raspatories, solid forged, nickel plated, *continued*,—

530 St. Thomas's pattern, pointed . . . . . each 0 5 6
531 Ditto, rounded . . . . . „ 0 5 6
532 Ditto, Mr. Robinson's, for ribs . . . . . „ 0 5 6

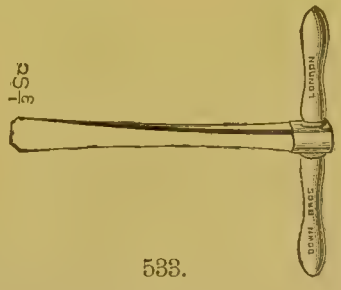

533.

533 Volkmann's . . . . . each 0 7 0

Raspatories and Dissectors combined, nickel plated

(*see page* 70).

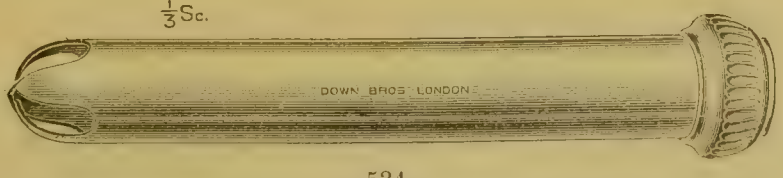

534.

Rongeurs, for Acetabulum,—

534 Doyen's, in 3 sizes . . . . . each 1 5 6



535.

535 Hook for clearing out the débris . . . . . each 0 4 6

No. **Necrosis, Resection and Osteotomy Instruments,** *continued*,—

£ s. d.



536.

Rongeurs, for Acetabulum, *continued*,—

536 Muirhead Little's . . . . . each 2 7 6



537.



538.



539.

Rugines, solid forged, nickel plated,—

537 Farabœuf's, straight . . . . . each 0 6 6
538 Ditto, curved . . . . . „ 0 6 6
539 Ditto, fenestrated . . . . . „ 0 7 6



540.

540 Ollier's, with concave end . . . . . each 0 6 9



541.



542.

541 Ollier's, with convex end . . . . . each 0 6 9
542 Ditto, curved for cleft palate, etc. . . . . „ 0 6 9

No. **Necrosis, Resection and Osteotomy Instruments,** *continued*,—

£ s. d.



543.

Rugines, solid forged, nickel plated, *continued*,—

543 Trelat's fenestrated . . . . . each 0 7 6

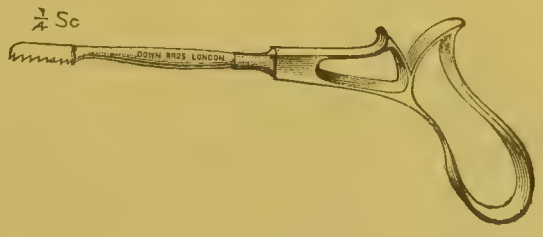

544.

Saws, with metal handles, nickel plated, all except blade (*see also pages* 16–17),—

544 Adams,' for subcutaneous division of the neck of femur, 2 sizes, for children and adults . . . . . each 0 14 0

545* Ditto, Jones' modification, with probe end . . . „ 0 16 6

546* Tubby's modification, fitted with thin blade . . „ 0 15 6

547* Ditto, ditto, with Jones' probe end . . . „ 0 16 6



548.

548 Adams', with pistol-shaped handle, 2 sizes, for children and adults . . . . . each 0 12 6

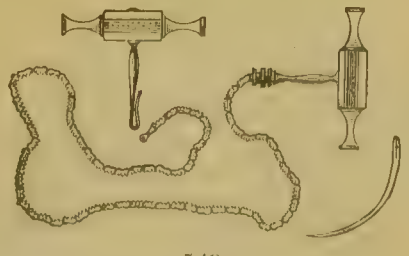

549.

549 Chain Saw, with guide and handles . . . . each 1 0 0

* The items marked thus * are not illustrated.

No. **Necrosis, Resection and Osteotomy Instruments,** *continued*,—

£ s. d.



550.

Saws, with metal handles, nickel plated, all except blade, *continued*,—

550 Davy's, probe pointed, for use with Director . . . each 0 15 6

551* Ditto, fine, for subcutaneous osteotomy, with grooved knife „ 1 5 0

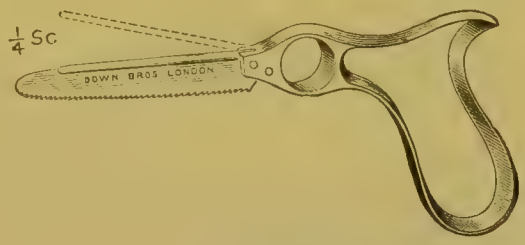

552.

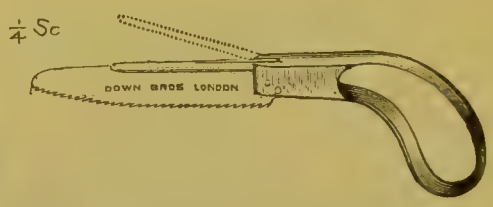

553.

552 Fripp's, with movable back . . . . . each 0 15 6

553 Ditto, but fitted with pistol handle . . . . „ 0 14 6

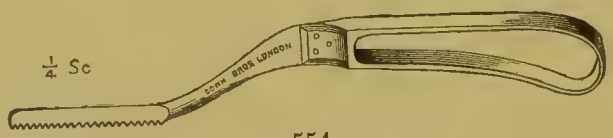

554.

554 Gant's . . . . . each 0 9 0

Gigli's Thread Saws (*see page* 146).

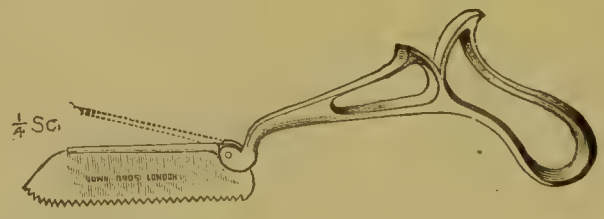

555.

555 Horsley's jaw . . . . . each 0 18 0



556.

556 Keyhole saw . . . . . each 0 5 6

* The items marked thus * are not illustrated.

No. **Necrosis, Resection and Osteotomy Instruments,** *continued,*—

£ *s.* *d.*

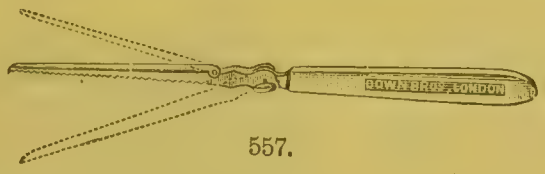

557.

Saws, with metal handles, nickel plated, all except blade, *continued,*—

557 Keyhole, to fix at any angle, Hunter Mackenzie's . . each 0 12 6



558.

558 Merten's, for bayonet cuts, improved form, with handle to fix at either end, so as to cut conveniently in any direction . . . . . each 1 5 0

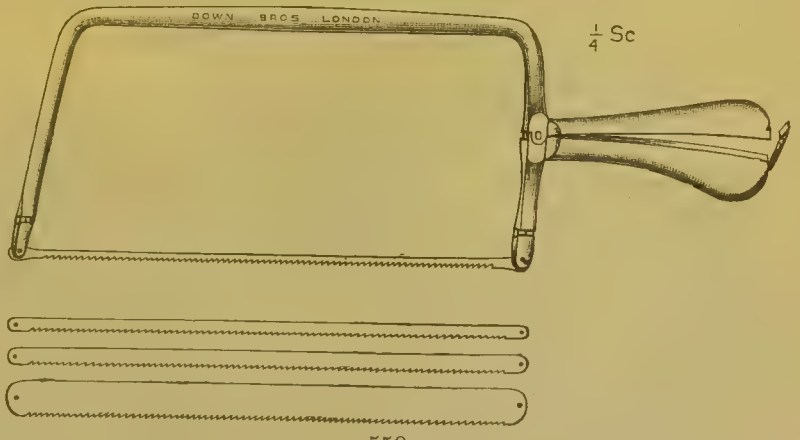

559.

559 Resection, with revolving frame and spare blades . . each 1 16 0

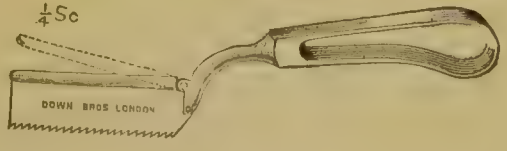

560.

560 Wood's, for jaw operations, etc., 4 sizes, each, 10*s.* 6*d.*, 11*s.* 6*d.*, 12*s.* 6*d.*, and 0 13 6

No.

Trephining, Brain Surgery, Laminectomy and Mastoid Instruments.

£ s. d.



561.

Sets of Trephining Instruments, nickel plated,—

561 **Set.** Consisting of 1 each ½ and 1 inch Horsley's Aseptic Trephines with 1 handle, 1 Hey's Skull Saw, Skull Forceps, Farabœuf's Rougine, Elevator, Scalpel, and Scalpel with Raspatory, all with metal handles and nickel plated, in mahogany case 3 5 0



562.

562 **Aseptic Set, "Navy Regulation."** The instruments fitted into metal frames in a metal tray. The tray can be used for antiseptic solution, and forms an inside lining to a brass-bound mahogany case, consisting of—1 each ½ and 1 inch Horsley's Aseptic Trephines with 1 metal handle, 2 Hey's Skull Saws, Skull Forceps, Elevator, 2 Scalpels, Scalpel and Raspatory, Lenticular.

The knives, etc., forged out of solid steel, handles nickel plated, and all other Instruments with metal handles nickel plated 5 7 6

No. **Trephining, Brain Surgery, Laminectomy and Mastoid Instruments,** *continued,*— £ *s. d.*

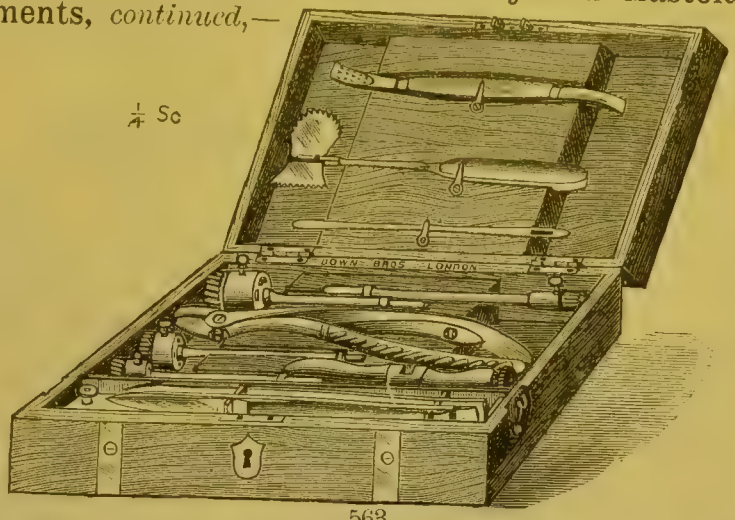

563.

Sets of Trephining Instruments, nickel plated, *continued,*—

563 **Set.** Consisting of 1 each $\frac{1}{4}$, $\frac{1}{2}$, $\frac{3}{4}$, and 1 inch Horsley's Aseptic Trephines with 1 metal handle, Hey's Skull Saw with metal handle, Double Elevator, 1 Scalpel, and 1 Scalpel with Raspatory, solid forged, with nickel-plated handles, Hoffmann's Gouge Forceps, and stout silver Probe with flattened end, in brass-bound mahogany case . . . 5 10 0



564.

564 **Aseptic Set.** The Instruments fitted into metal frames in a metal tray. The tray forms a lining to a brass-bound mahogany case, consisting of—1 each $\frac{1}{4}$, $\frac{1}{2}$, $\frac{3}{4}$ and 1 in. Horsley's Trephines with 1 metal handle, Horsley's Skull Saw, Hey's Skull Saw, Hoffmann's Gouge Forceps, Stout Elevator, Horsley's Skull Elevator, Stout Silver Probe with flattened end, 1 Scalpel, and 1 Scalpel with Raspatory.

The Knives, etc., forged out of solid steel, handles nickel plated, all other Instruments with metal handles and nickel plated 8 5 0

No. **Trephining, Brain Surgery, Laminectomy and Mastoid Instruments,** *continued*,— £ s. d.

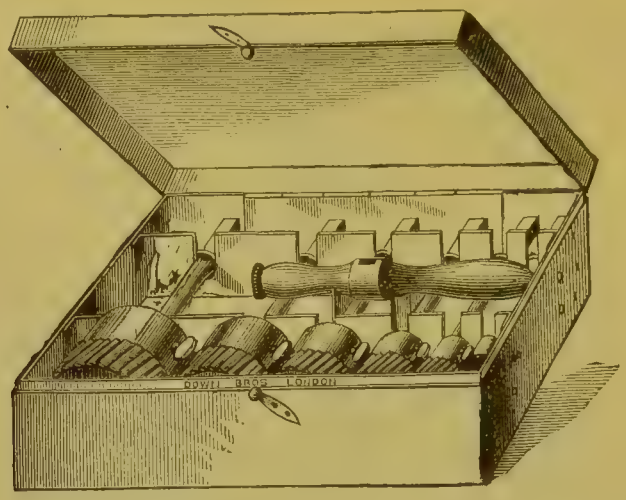

565.

Aseptic Sets of Trephines, in metal cases, nickel plated,—

565 **Set.** Consisting of 6 Horsley's, with 1 metal handle, sizes, ¼ to 1½ in. 4 15 0

566* **Set.** Consisting of 4 Horsley's, with 1 metal handle, sizes, ¼, ½, ¾ and 1 in. 3 5 0

567* **Set.** Consisting of 3 Horsley's, with 1 metal handle, sizes, ¼ ½ and 1 in. 2 10 0

These sets are supplied with Walsham's Trephines, or Walsham's handles to Horsley's Trephines, at 2*s.* per set extra.

Ballance's Skin-grafting Instruments for Mastoid (*see pages* 1018–1020).



568.

Bone Forceps, with broad grooved handles, nickel plated (*see also pages* 93–94),—

568 Crank bend (as used by Mr. Victor Horsley), 2 sizes, 7 and 10-in. . . . . each £1 2*s.* and 1 10 0



569.

569 Fine, straight (as used by Mr. Victor Horsley) . . each 0 12 0

* The items marked thus * are not illustrated.

No. **Trephining, Brain Surgery, Laminectomy and Mastoid Instruments,** *continued,*— £ s. d.



570.

Bone Forceps, with broad grooved handles, nickel plated, *continued,*—

570 Horsley's, straight, with fine, strong, prismatic points . each 0 15 0

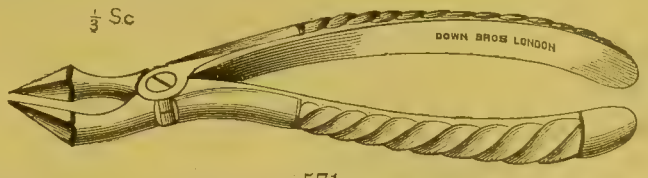

571.

571 Horsley's, crank bend, with fine prismatic points . . each 0 17 6



572.

572 Horsley's, powerful 13½ inch, with prismatic points . . 1 18 0

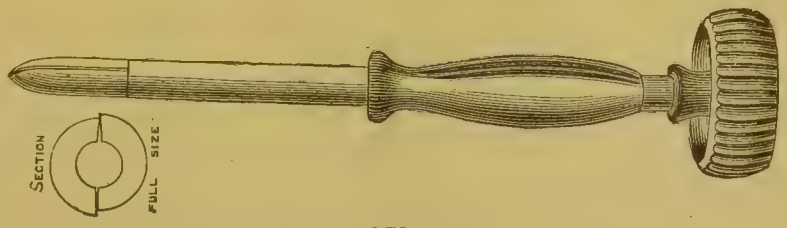

573.

Bone Perforator, nickel plated,—

573 Russian pattern, as used by Macewen, for Mastoid Antrum each 2 2 0



574.

Brain Knife, nickel plated,—

574 Horsley's, with thin flexible steel blade . . . . each 0 5 0

No. **Trephining, Brain Surgery, Laminectomy and Mastoid Instruments,** *continued*,— £ s. d.



575.

Calipers, nickel plated,—

575 Doyen's, graduated . . . . . each 0 13 6



576.

Chisels, nickel plated,—

576 Doyen's, guarded . . . . . each 0 9 6
577* Nicoll's, cranked, with upper or lower guards . . . „ 0 10 6

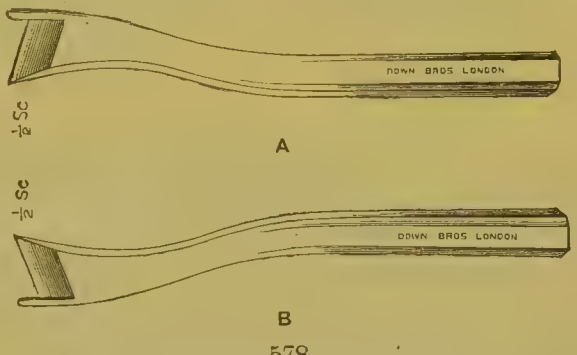

578.

Chisels, Laminectomy, nickel plated,—

578 Arnison's, right and left, A and B . . . . . each 0 7 6

A groove is first made with Saw, and Chisel then used.



579.

Chisels, Mastoid, nickel plated (*see also pages* 103–104),—

579 Macewen's . . . . . each 0 4 0



580.



582.



581.

580 With rounded edge (Lucae's), 4 widths, $\frac{1}{8}$, $\frac{3}{16}$, $\frac{1}{4}$, $\frac{5}{16}$-in. . each 0 3 6
581 With straight edge, 4 widths, $\frac{1}{8}$, $\frac{3}{16}$, $\frac{1}{4}$, $\frac{5}{16}$-in. . . . „ 0 3 0
582 Down Bros.' improved model, 4 widths, $\frac{1}{8}$, $\frac{3}{16}$, $\frac{1}{4}$, $\frac{5}{16}$-in. . „ 0 6 0

* The items marked thus * are not illustrated.

No.

Trephining, Brain Surgery, Laminectomy and Mastoid Instruments, *continued*,—

£ s. d.



583

Curettes for the Attic, nickel plated,—

583 Katz's . . . . . each 0 7 0

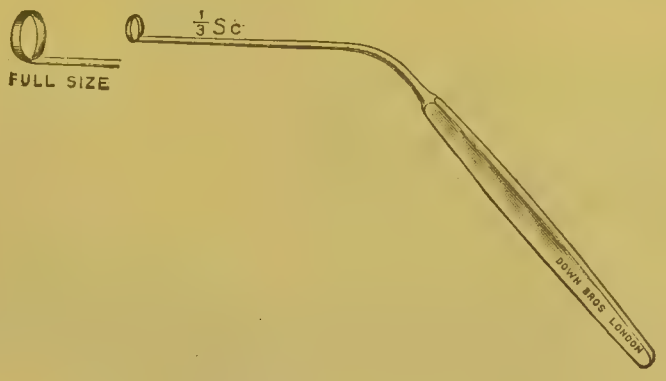

584.

584 Lake's . . . . . each 0 7 6

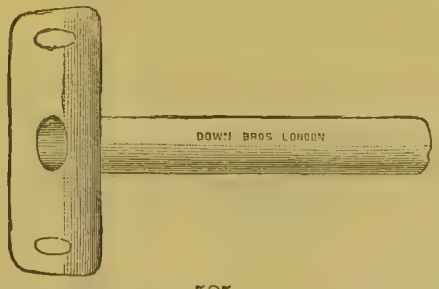

585.

585 **Drainage Tubes, etc.,** for Brain Abscess (*see also pages* 1294–1296),—
Silver, 3 sizes . . each, 1½-in., 6*s.*; 1¾-in., 6*s.* 6*d.*; 2-in. 0 7 0

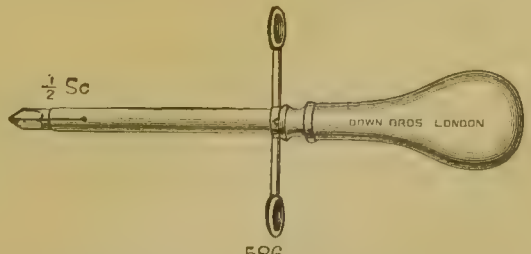

586.

586 Ballance's, with Trocar, the canula of platinized silver, 2 sizes, each 0 15 6

No. **Trephining, Brain Surgery, Laminectomy and Mastoid Instruments,** *continued*,—

£ s. d.

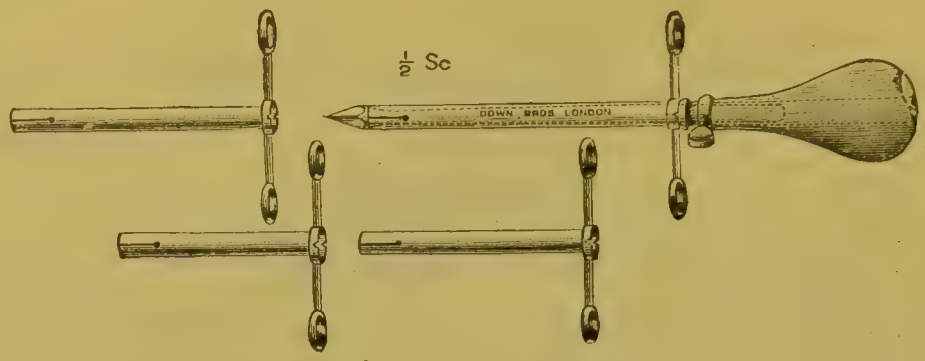

587.

Drainage Tubes, etc., for Brain Abscess, *continued*,—

587 Ballance's, set of 4, platinized silver, with Trocar adjustable to length of tube . . . . . per set . 2 5 0

Horsley's (*see page* 141).

588* Littlewood's Curved Glass Trocars . . . . . each 0 1 0



589.

589 Macewen's Trocar . . . . . each 0 2 6

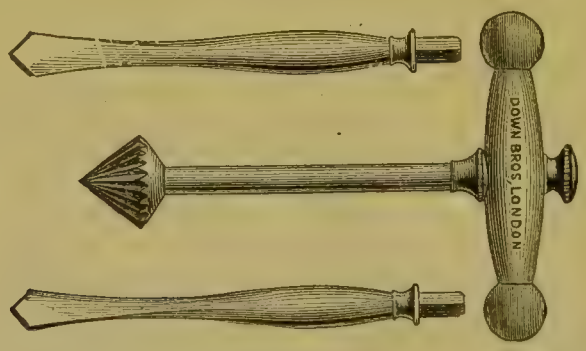

590.

Drills, Mastoid, nickel plated (*see also pages* 99, 140-141, 148, 151-154),—

590 Buck's . . . . . per set of 3 1 1 0



591.

Elevators, nickel plated,—

591 Van Arsdale's, for Dura Mater . . . . . each 0 6 6

* The items marked thus * are not illustrated.

No.

Trephining, Brain Surgery, Laminectomy and Mastoid Instruments, *continued*,— £ *s.* *d.*



592.

Elevators, nickel plated, *continued*,—

592 Victor Horsley's . . . . . each 0 5 6



593.

593 Victor Horsley's, for Dura Mater . . . . . each 0 5 3



594.

Elevators, Skull, nickel plated,—

594 Double . . . . . each 0 3 0



595.

595 Horsley's . . . . . each 0 4 0



596.

596 With metal handle . . . . . each 0 6 6



597.

Gauge, nickel plated,—

597 Doyen's or "Graduated Seeker," for measuring thickness of skull . . . . . each 0 6 6

No. **Trephining, Brain Surgery, Laminectomy and Mastoid Instruments,** *continued*,— £ s. d.



598.

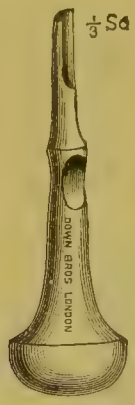

599.



600.

Gouges for Mastoid, nickel plated (*see also pages* 105–106),—

598	Ballance's, $\frac{3}{8}$-in. and $\frac{1}{2}$-in.	each	0	7	6
599	Ditto, short pattern, straight, $\frac{5}{16}$-in.	"	0	7	6
600	Ditto, ditto, curved, $\frac{1}{4}$-in.	"	0	7	6



601.

601	Lane's V-shaped, for removing irregular-shaped pieces from the skull, made in 2 sizes, for children and adults .	each	0	10	0



602.

602	Macewen's	each	0	7	6

This is of sufficient length to rest in palm of hand with point protected by fore-finger.



603.

603	Steel, for use with Mallet, 4 widths, about $\frac{1}{8}$, $\frac{3}{16}$, $\frac{1}{4}$, $\frac{5}{16}$ths,	each	0	3	6

No. **Trephining, Brain Surgery, Laminectomy and Mastoid Instruments,** *continued*,— £ s. d.



604.

Gouges, for Mastoid, nickel plated, *continued*,—

604 Steel, with octagon handle, 4 widths, $\frac{1}{8}$, $\frac{3}{16}$, $\frac{1}{4}$, $\frac{5}{16}$ths . each 0 3 6



605.

605 Steel, Down Bros.' Improved, with round or square cutting edges, 4 widths, $\frac{1}{8}$, $\frac{3}{16}$, $\frac{1}{4}$, $\frac{5}{16}$ths . . . . each 0 6 0

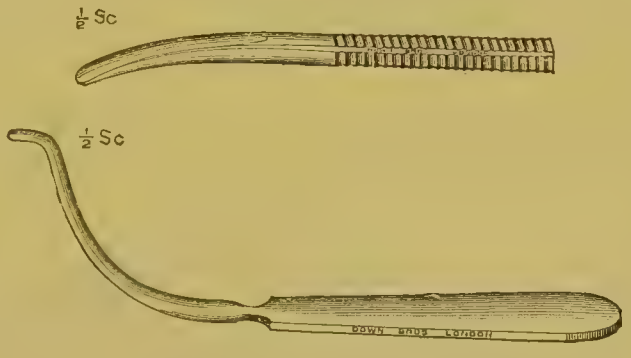

606.

606 Staecke's, set of 3 Gouges and Guide, as used by Dundas Grant, each, 4*s*.; the set complete 0 16 0

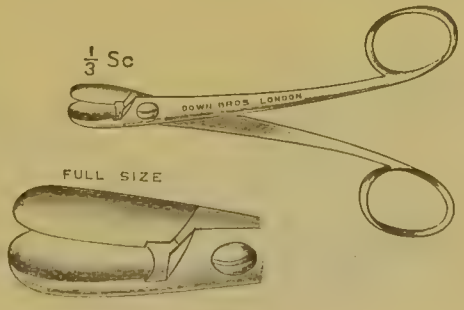

607.

Gouge Forceps, nickel plated (*see also page* 106),—

607 Lane's, with bow handles, for Mastoid Antrum, joints, etc. each 0 7 6

No. **Trephining, Brain Surgery, Laminectomy and Mastoid Instruments,** *continued*,—

£ s. d.

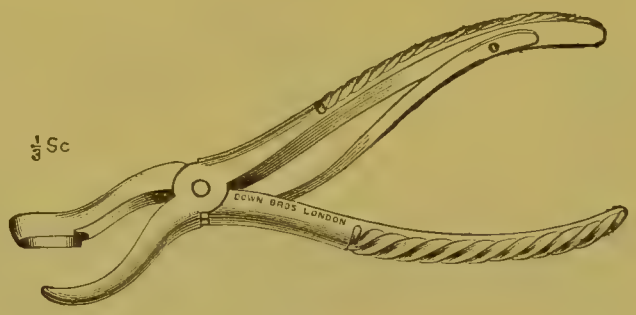

608.

Gouge Forceps, with broad grooved handles, nickel plated,—

608 Deane's . . . . . each 1 1 0

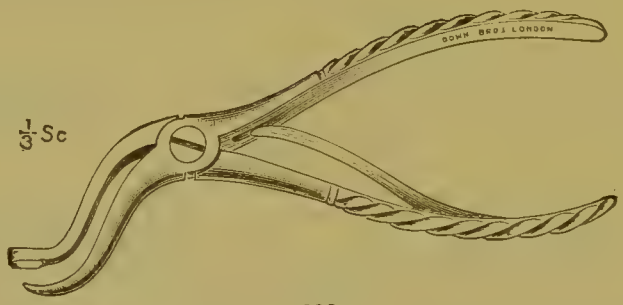

609.

609 Modification of Deane's, being smaller and with deeper bend, as made for Mr. St. Clair Thomson, etc. . . . each 1 2 0



610.

610 De Vilbiss' (Down Bros.' improved model) . . . each 1 12 0

No.

Trephining, Brain Surgery, Laminectomy and Mastoid Instruments, *continued*,—

£ s. d.

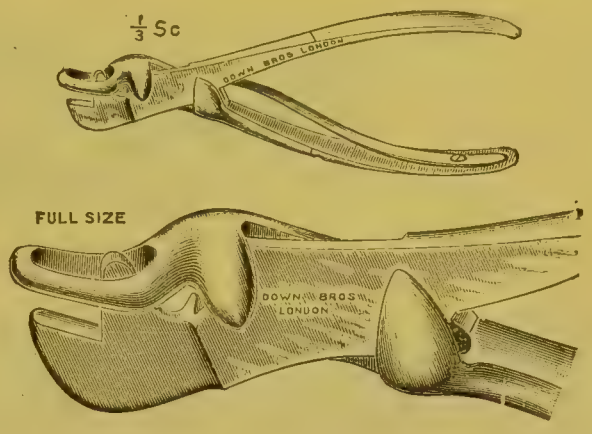

611.

Gouge Forceps, with broad grooved handles, nickel plated, *continued*,—

611 Doyen's "Pince Emporte," for cutting through inner table . 1 1 0



612.

612 Eve's . . . . . each 1 1 0

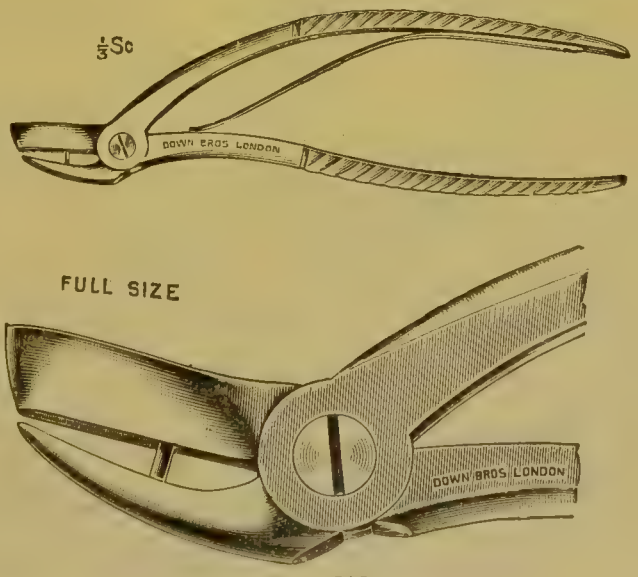

613.

613 Hoffman's, curved handles, extra strong, as supplied to Guy's, Professor Macewen, etc. . . . . each 0 19 6

No. **Trephining, Brain Surgery, Laminectomy and Mastoid Instruments,** *continued,*—

£ s. d.

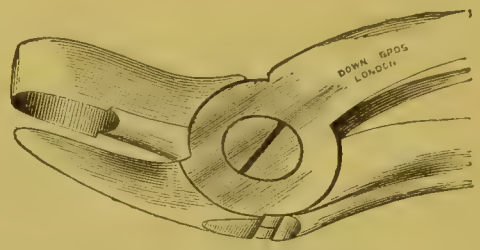

614.

Gouge Forceps, with broad grooved handles, nickel plated, *continued,*—

614 Keene's Hoffman's, extra light, as used by Mr. Victor Horsley, each 0 18 6

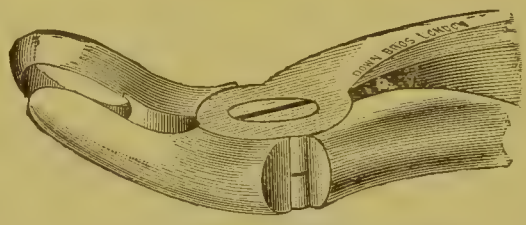

615.

615 Keene's, modified by Mr. Victor Horsley, curved beak for use round edges of trephining wound . . . . . each 1 2 0



616.

616 Hopkins' "Rongeur," or Gouge Forceps . . . . . each 0 17 6



617.

617 Horsley's, curved on flat . . . . . each 0 18 0

No.

Trephining, Brain Surgery, Laminectomy and Mastoid Instruments, *continued*,— £ *s. d*

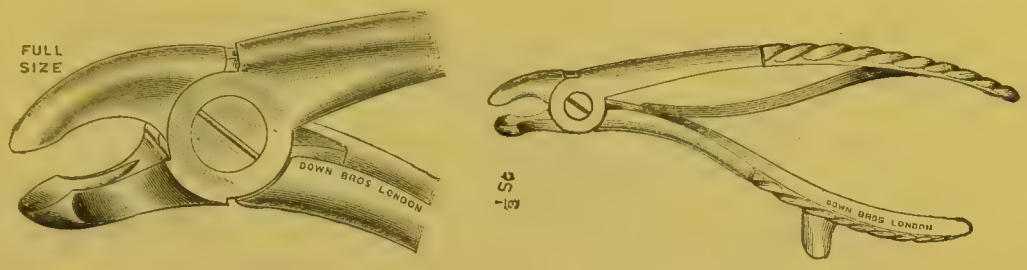

618.

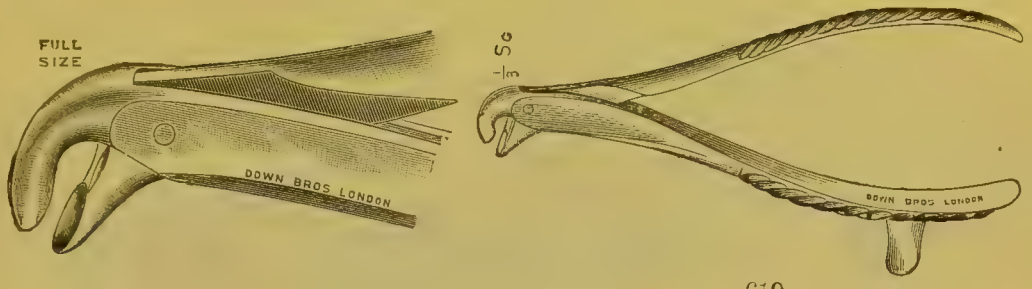

619.

Gouge Forceps, with broad grooved handles, nickel plated, *continued*,—

618	Horsley's Nibbling	each	0 13	6
619	Ditto, fine, with cut-through joint	„	0 14	6

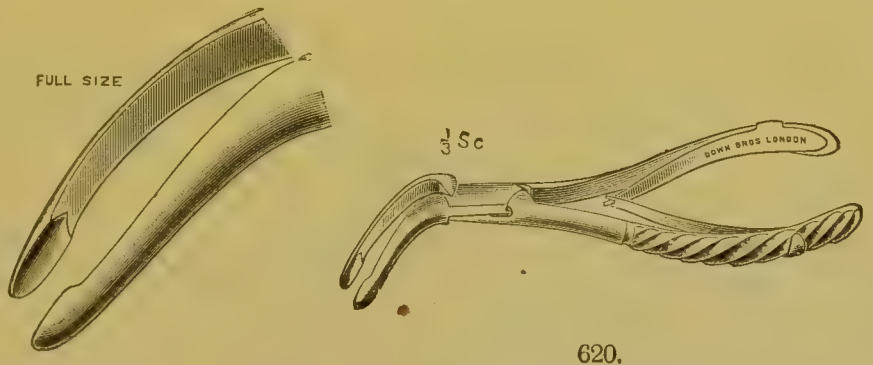

620.

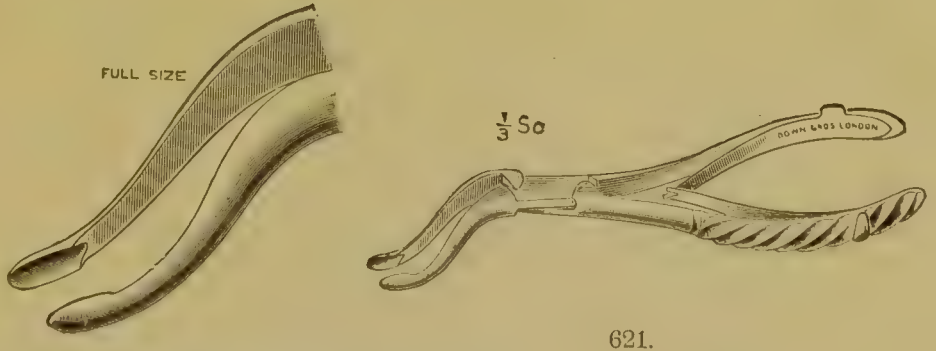

621.

620	Jansen's, curved downwards	each	1 2	0
621	Ditto, double curved	„	1 2	0

No | Trephining, Brain Surgery, Laminectomy and Mastoid Instruments, *continued*,— | £ s. d

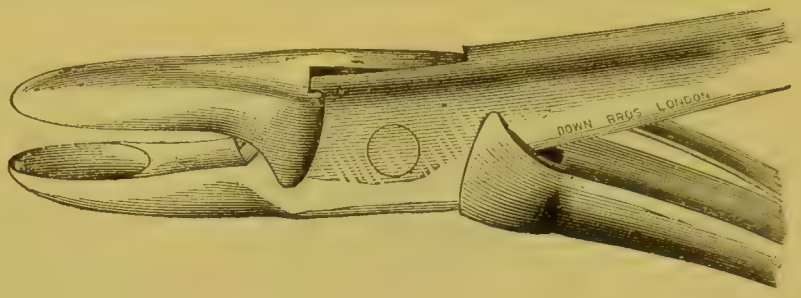

622.

Gouge Forceps, with broad grooved handles, nickel plated, *continued*,—

622 Lane's, with aseptic joint, straight, 2 sizes . each, 13*s.* 6*d.* and 0 14 6

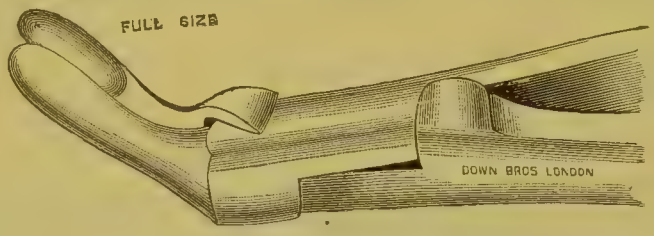

623.

623 Lane's, flat angle, with aseptic joint . . . . each 0 15 6



624.

624 Lane's Fulcrum, recently improved model . . . each 1 1 0

A NEW BONE-CUTTING FORCEPS.—In operating upon the skull and spinal column great difficulty and delay are constantly experienced in removing portions of the bone with various kinds of forceps and chisels at present in use. To obviate this, Messrs. DOWN BROS. have made for me several forms of cutting forceps, one of which is illustrated in the accompanying diagram, from which the mechanical principle upon which this instrument is constructed can be readily gathered. As far as I am aware the principle is an entirely new one, as applied to surgery, and it is one which enables the operator to remove bone, however dense and hard, with such rapidity, safety and ease, as cannot be approached by any other surgical instrument. The instrument is seen to consist of two blades moving on one another around a transverse axis. The proximal blade ends in a deeply serrated surface, which rests upon the bone immediately beyond the portion which is to be removed. It acts as a fulcrum around which the forceps move in a vertical plane when the

No. **Trephining, Brain Surgery, Laminectomy and Mastoid Instruments,** *continued*,— £ *s.* *d.*

handles are approximated and depressed. The distal blade is claw-shaped, presenting a sharp cutting edge. This is introduced beneath the piece of bone which the surgeon intends to remove, and when the handles of the instrument are forcibly approximated and depressed this sharp edge tears through the bone with such an amount of power as can be readily understood from the fact that the length of the short arm of the lever, which is one of the first order, corresponds to the varying, though always narrow, interval which exists between the ends of the two blades when in use, while for practical purposes the force that can be brought to bear upon the long arm is unlimited.— W. ARBUTHNOT LANE, M.S., *The Lancet*, November 10, 1894.



625.

Gouge Forceps, with broad grooved handles, nickel plated, *continued*,—

625 Muirhead-Little's, very powerful . . . . . each 1 5 0

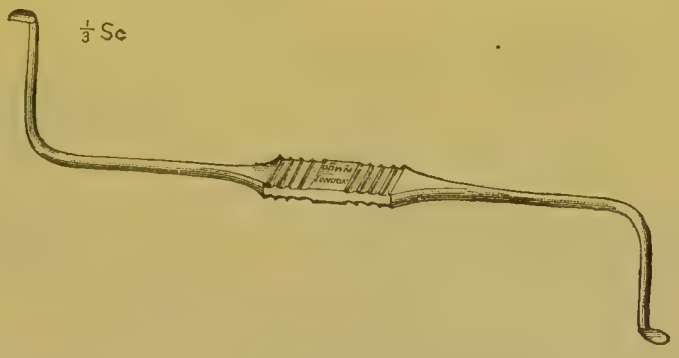

626.

Guides, Mastoid, nickel plated,—

326 Lake's, to protect the facial nerve . . . . . each 0 6 0



627.

Hooks, Mastoid, nickel plated,—

327 Buck's . . . . . each 0 6 0

No. **Trephining, Brain Surgery, Laminectomy and Mastoid Instruments,** *continued*,— £ *s.* *d.*



628

Hooks, Mastoid, nickel plated, *continued*,—

628 Dundas Grant's . . . . . each 0 4 0

Mallets (*see pages* 111–112).



629.

Ossicle Hooks, nickel plated,—

629 Macewen's, single . . . . . each 0 4 0

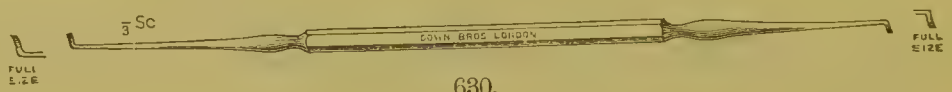

630.

630 Macewen's, double . . . . . each 0 5 0

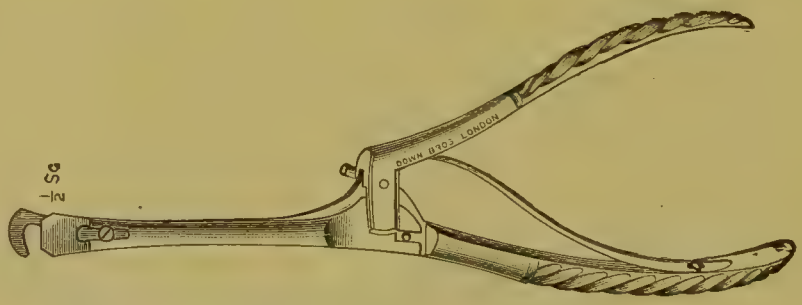

631.

Osteotome, nickel plated,—

631 Ballance's, for cutting through the Tympanic Ring and avoiding injury to the Aqueduct of Fallopius . . . each 0 18 0

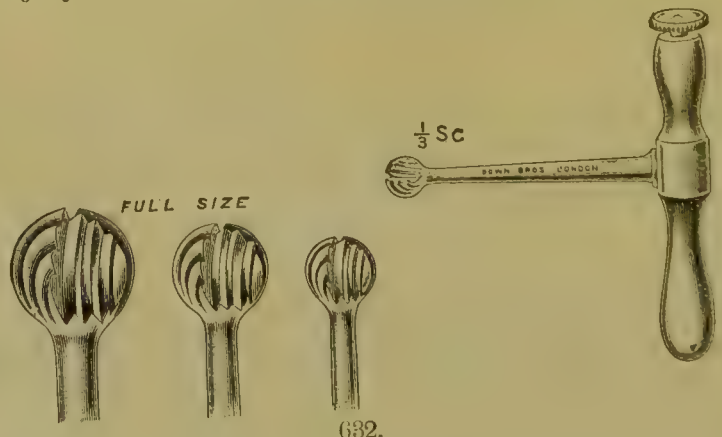

632.

Osteotribes for the Mastoid, nickel plated,—

632 Dundas Grant's, 3 sizes, $\frac{5}{16}$, $\frac{7}{16}$, $\frac{5}{8}$ in., each 12*s.*; per set of 3 with one handle 1 8 0

No.

Trephining, Brain Surgery, Laminectomy and Mastoid Instruments, *continued*,—

£ *s.* *d.*

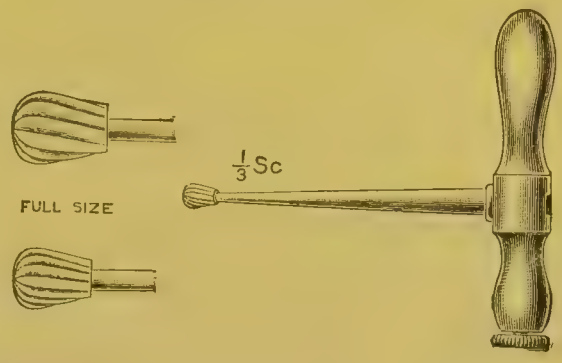

633

Osteotribes for the Mastoid, nickel plated, *continued*,—

633 Jacobson's, 2 sizes, each, 10*s.* 6*d.*; per set of 2 with one handle 0 17 0



634.

Probes (*see also pages* 84–85),—

634 Hajek's, for frontal sinus . . . . . each 0 3 0



635.

635 Stout silver, with flattened end, for use with Trephine as elevator . . . . . each 0 3 0

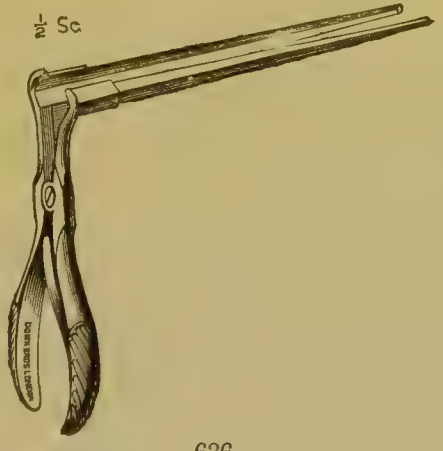

636.

Pus Seekers, nickel plated (*see also pages* 129–130),—

636 Victor Horsley's, for brain abscess . . . . . each 0 19 6

No. **Trephining, Brain Surgery, Laminectomy and Mastoid Instruments,** *continued*,— £ s. d.

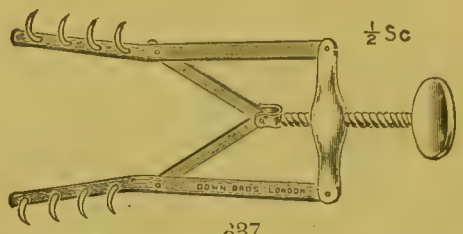

637.

Retractors, Mastoid, nickel plated,—

637 Allport's . . . . . each 0 12 6



638.

638 Ballance's . . . . . each 0 8 0

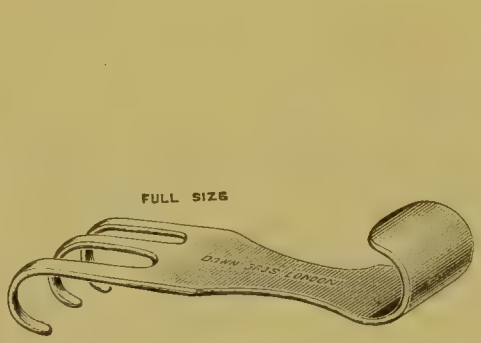

639.

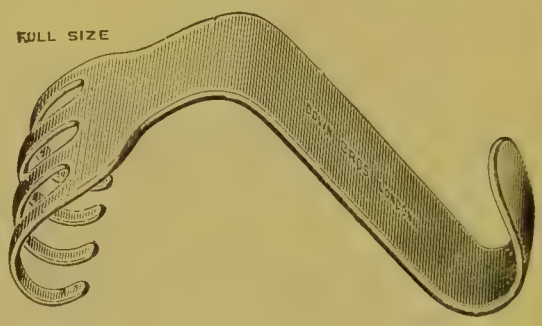

640.

639 Max Thorner's . . . . . each 0 4 0

640 Ditto, special anterior, with rectangular shaft for deep hold „ 0 5 6

Dr. Max Thorner's Mastoid Retractors.

This set of retractors for the mastoid operation has many advantages. It is simple and absolutely self-retaining. It is a small, flat, **S**-shaped instrument, about 1¾ inches long and about ¾ of an inch broad. One of the extremities is shaped into a three or four-pronged hook, while the other forms a blunt, broad retractor, bent in the opposite direction. This instrument is used in the following manner: The prongs of the retractors are inserted under the edge of the periosteum anteriorly and posteriorly. Over the blunt end of the anterior retractor a long strip of sterilized gauze or a narrow roller bandage is thrown, and the double strand is carried across the upper lip, or across the forehead, or any other portion of the head, wherever it can be placed to best advantage, and is then firmly tied over the blunt hook of the posterior retractor. A special larger and four-pronged anterior retractor is used in such cases in which there is a great deal of infiltration behind the auricle, or when the auricle together with the detached membranous auditory canal are to be kept out of the field of operation. The prolonged shaft of this instrument, with its four prongs, dives into the depths back of the detached auricle, and readily takes a good and deep hold, completely lifting any amount of tissue out of the way of the operator.

No. **Trephining, Brain Surgery, Laminectomy and Mastoid Instruments,** *continued,*— £ s. d.

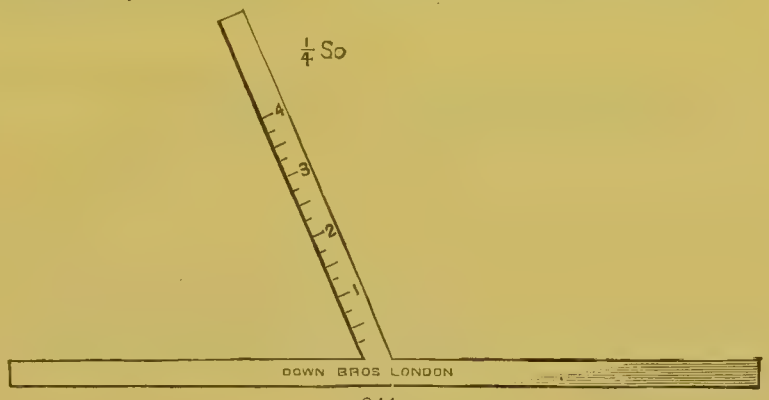

641.

Rolandometer,—

641 Horsley's, flexible metal . . . . . each 0 5 0

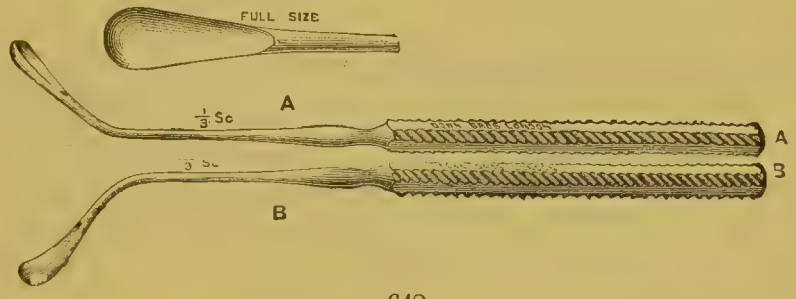

642.

Scoops, Laminectomy, nickel plated,—

642 Hopkins-Walters', curved upward and downward (A and B), each 0 7 0



643.

Scoops, Mastoid, nickel plated,—

643 Ballance's Double Scoop . . . . . each 0 8 6



644.



645.

644 Ballance's Scoop and Curette . . . . . each 0 9 6

645 Ditto, ditto, small size . . . . . „ 0 9 6

No. **Trephining, Brain Surgery, Laminectomy and Mastoid Instruments,** *continued*,— £ s. d.



646.

Scoops, Mastoid, nickel plated, *continued*,—

646 Lane's, combined with fine chipper . . . . . each 0 8 0



647.

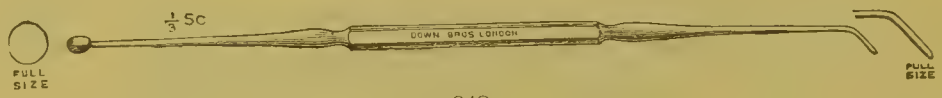

648.

647 Macewen's Oval Scoop and Seeker . . . . . each 0 6 0
648 Ditto, Round, ditto, ditto . . . . . „ 0 6 0



649.

649 Scoop and Seeker, Royal Free Hospital model . . each 0 6 0



650.



651.

Seekers, etc., nickel plated,—

650 Victor Horsley's, for clearing fragments out of ridge made by Trephine . . . . . each 0 4 0
651 Ditto, Nerve Stretcher, for small nerves . . . „ 0 4 0

Skin-Grafting Instruments (*see pages* 1018–1020).



652.

652 **Skull Forceps, nickel plated** . . . . . each 0 4 6

No. **Trephining, Brain Surgery, Laminectomy and Mastoid Instruments,** *continued,*— £ s. d.



653.

Saws, Skull and Laminectomy, with metal handles, nickel plated, all except blades,—

653 Doyen's, guarded . . . . . each 1 1 0



654.



655.

654 Hey's . . . . . each 0 6 0

655 Ditto, straight edge . . . . . „ 0 6 0



656.

656 Horsley's . . . . . each 0 13 6

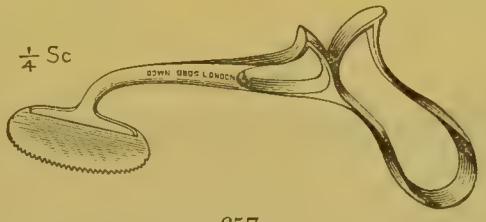

657.

657 Horsley's, with convex edge . . . . . each 0 15 6

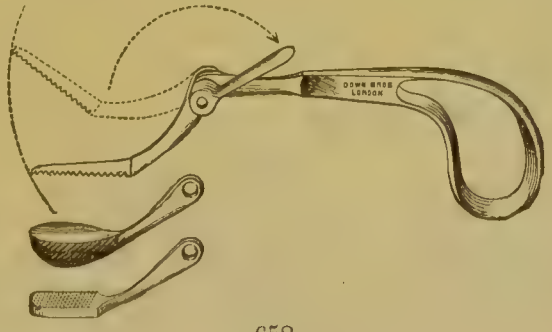

658.

658 Macewen's Set, for Laminectomy, to fix at any angle, comprising 2 saws and 2 rasps . . . . per set 1 8 6

Ditto, ditto, in mahogany case . . . . „ 1 17 6

No. **Trephining, Brain Surgery, Laminectomy and Mastoid Instruments,** *continued*,— £ *s.* *d.*

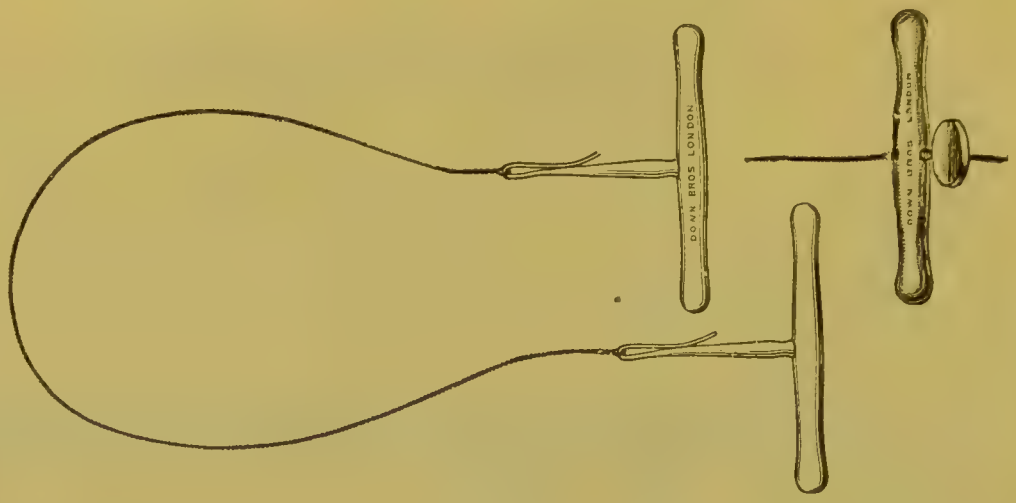

659.

Saws, Skull, etc., nickel plated, all except blades, *continued*,—

659 Gigli's Thread, for skull and general subcutaneous osteotomy, 3 lengths, each, 30 cm., 6*d.*; 50 cm., 9*d.*; 75 cm. 0 1 0

Handles, for use with same, metal . . . per set of 3 0 5 0

The third handle is useful in case of loop breaking off end of saw.

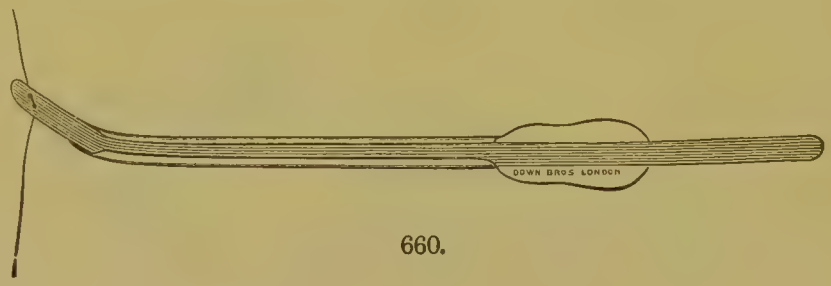

660.



661.

660 Steel Director and Whalebone Guide, for skull surgery . each 0 6 6

METHOD OF USE FOR SKULL OPERATIONS.—Firstly, holes are drilled with a Trephine about ¼-in. diameter, then the Director makes a way for the Whalebone Guide, threaded with silk; the Guide is withdrawn, leaving the silk *in situ*; the silk afterwards serves to assist the passage of the saw.

661 Podrez's Steel Conductor (supersedes use of Whalebone Guide) each 0 2 6

No.

Trephining, Brain Surgery, Laminectomy and Mastoid Instruments, *continued*,—

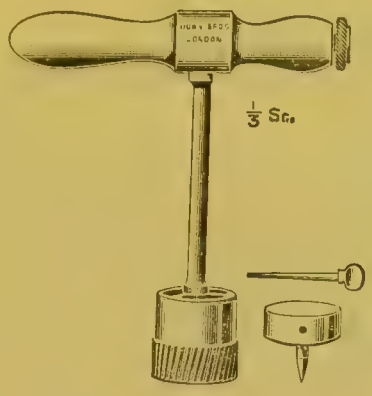

662.

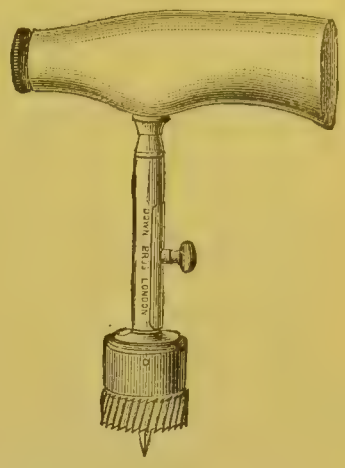

663.

		£	s.	d.
	Trephines, with metal handles, nickel plated,—			
662	Horsley's, each, $\frac{1}{4}$-in., $\frac{1}{2}$-in., $\frac{3}{4}$-in., and 1-in., 15*s.*; $1\frac{1}{4}$-in., 19*s.*; $1\frac{1}{2}$-in., 23*s.*; 2-in.	1	8	0
663	Walsham's, each, $\frac{1}{4}$-in., $\frac{1}{2}$-in., $\frac{3}{4}$-in., and 1-in., 17*s.*; $1\frac{1}{4}$-in., 21*s.*; $1\frac{1}{2}$-in., 25*s.*; 2-in.	1	10	6

When Sets are required to fit one handle, an allowance is made at rate of 4*s.* per handle for Horsley's, and 6*s.* per handle for Walsham's.

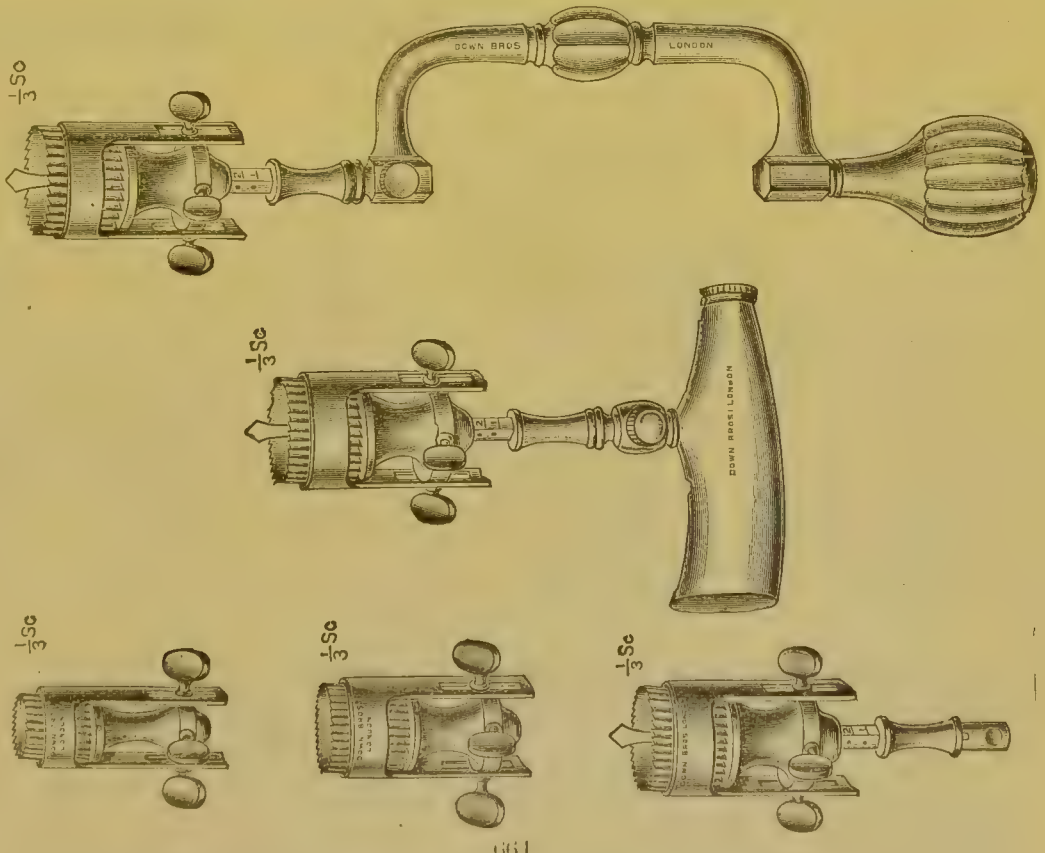

661.

664 Macewen's improved, as made for King's College Hospital, with Brace and separate handle and set of 3 ends with guards 5 5 0

No.

Trephining, Brain Surgery, Laminectomy and Mastoid Instruments, *continued*,—

£ s. d.

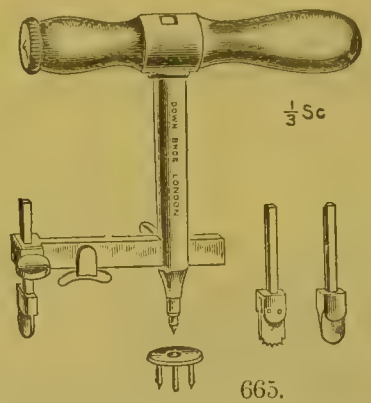

665.

Trephines, with metal handles, nickel plated, *continued*,—

665 Stellwagen's, with saw and knife blades . . . each 1 12 6

In use the Saw is moved rapidly to and fro through a segment of circle; if it is desired to complete a half circle a further segment is similarly cut. The arm can be adjusted to describe a circle of from 2¼ to 4½ in. diameter. The knife is used to incise the flap and expose the bone. The completion of the division of the inner table is made with the Chisel or Gouge.



666.

666 Walters', for Mastoid, ⅛-in. diam. . . . . each 0 8 6



667.

Trephines and Drills, Mastoid, nickel plated,—

667 Set of 3 Trephines (5, 7 and 9 mm. diam.), with guard, and 3 drills . . . . . per set 2 18 6

Ditto, ditto, in mahogany case . . . . . „ 3 7 0

668* Trephine Brushes . . . . . each 0 0 9

669* Wax, Aseptic . . . . . per bottle 0 2 6

* The items marked thus * are not illustrated.

No.

Trephining, Brain Surgery, Laminectomy and Mastoid Instruments, *continued*,—

Neurectomy and Neurotomy Instruments.



670.



671.

		£	s.	d.
	Hooks, for dealing with the Ganglion, nickel plated,—			
670	Rose's, blunt, for passing round the nerves to free them from their connections . . . . . each	0	4	6
671	Ditto, sharp, for dividing the nerves . . . . „	0	8	6

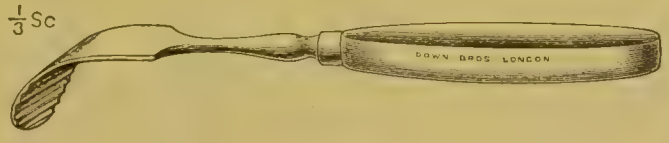

672.

	Retractors (*see also pages* 33–42).			
672	Krause's . . . . . each	0	9	6
	Trephine, with metal handle, nickel plated,—			
673*	Rose's, for removing a ½-in. disc of bone, having the foramen ovale for its centre, reversible centre pin with sharp and blunt ends . . . . . each	1	0	0

* The items marked thus * are not illustrated.

No. **Trephining, Brain Surgery, Laminectomy and Mastoid Instruments,** *continued,*—

Down Bros.' Patent Noiseless Surgical Hand Motor.

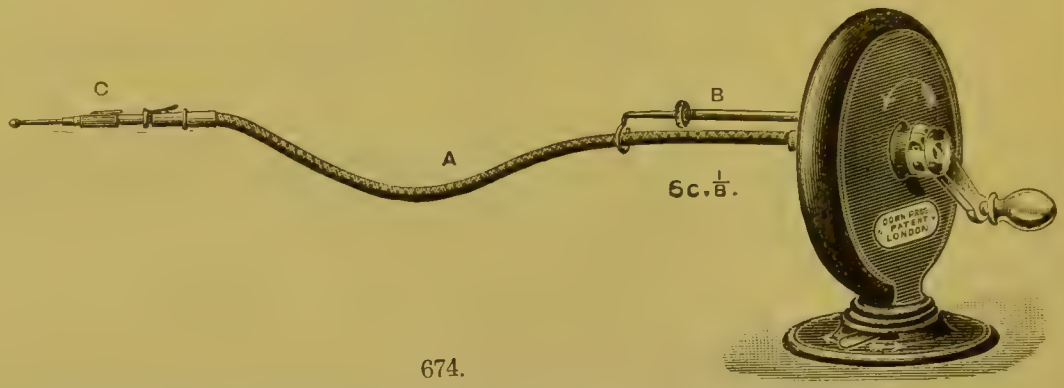

674.

674 **Down Bros.' Patent Noiseless Surgical Hand Motor,** fitted with Flexible Cable (A), Cable Support (B), Hand-piece (C), and Bur ready for use.



675. Raise and Lower Stand for use with Hand Motor.

No.

Trephining, Brain Surgery, Laminectomy and Mastoid Instruments, *continued*,—

	£	s.	d.	£	s.	d.
Surgical Hand Motor, *continued*,—						
No. 1 Outfit, consisting of,—						
Down Bros.' Patent Surgical Motor (674)	5	5	0			
Flexible Cable with Metallic Sheath	2	12	6			
Cable Support	0	10	6			
Hand-piece	3	17	0			
Set of 3 Burs (677–679) each 7*s.* 6*d.*	1	2	6			
				13	7	6
If fitted with Stand to raise and lower (675)	4	4	0			
				17	11	6

(*Strong Wooden Box to take the Motor and Cable*, 10*s.* 6*d.*)

No. 2 Outfit, consisting of,—						
Down Bros.' Patent Surgical Motor (674)	5	5	0			
Flexible Cable with Metallic Sheath	2	12	6			
Cable Support	0	10	6			
Hand-piece for Burs	3	17	0			
1 each Ovoid Cutting, Ovoid Smoothing and Pencil Burs, 7*s.* 6*d.*	1	2	6			
1 Set of 4 Spherical Burs with fine teeth	1	10	0			
1 Set of 3 Spherical Burs with coarse teeth	1	2	6			
1 Bulb Smoothing Bur	0	7	6			
1 Set of 3 Morse's Twist Drills	0	10	6			
1 Cryer's Osteotome	1	1	0			
1 Set of 3 Circular Saws	0	15	0			
1 Set of 2 Van Arsdale's Saws	3	5	0			
1 Handle Attachment for Saws	1	2	6			
1 Strong Wooden Box for Motor	0	10	6			
				23	12	0
If fitted with Stand to raise and lower (675)	4	4	0			
				27	16	0

No.

Trephining, Brain Surgery, Laminectomy and Mastoid Instruments, *continued*,—

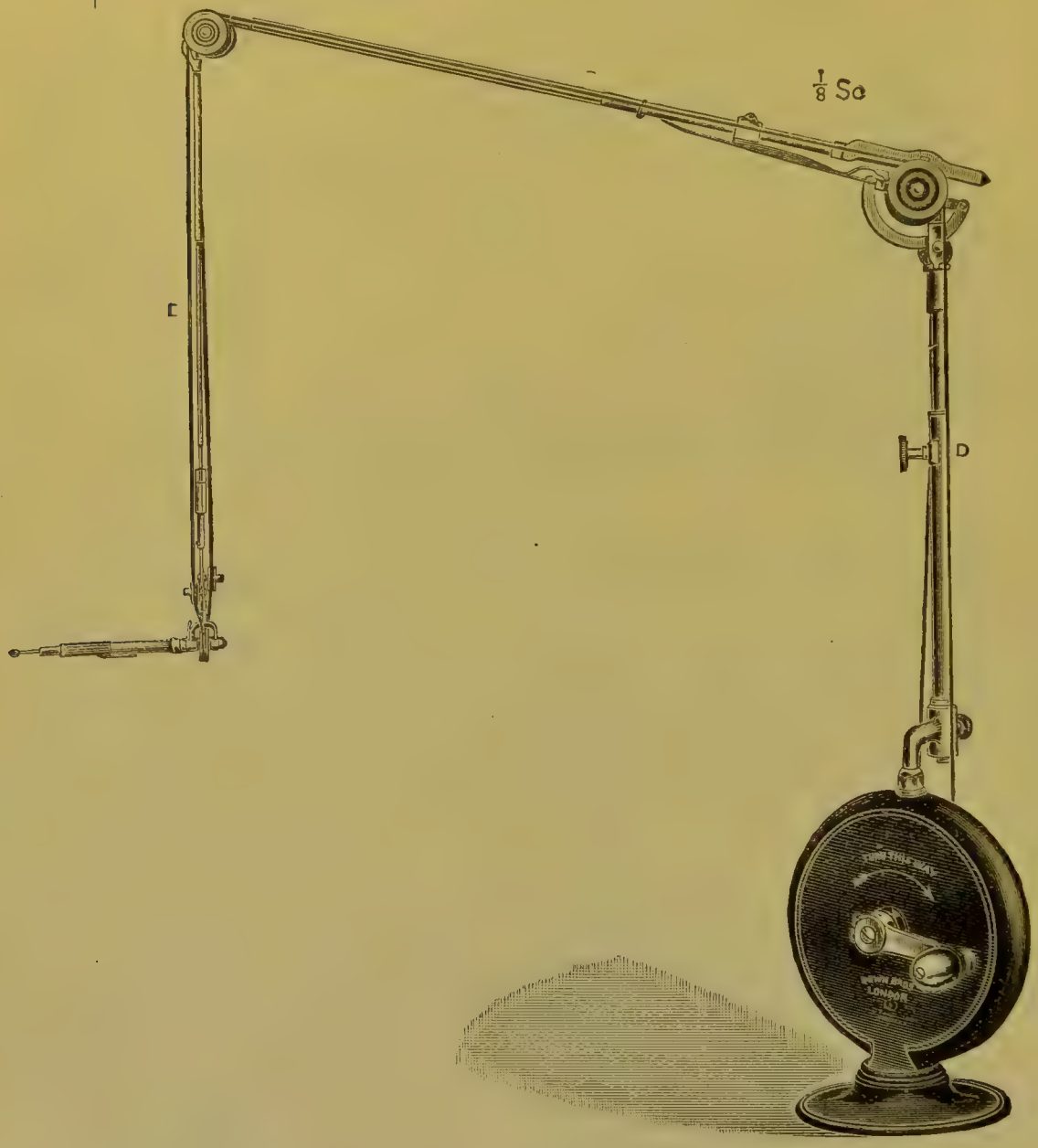

676.

Surgical Hand Motor, *continued*,—

		£	s.	d.
676	Down Bros.' Patent Surgical Motor, fitted with Overhead Motion (D), (in place of Flexible Cable)	17	10	0

For Prices of Hand-piece, Burs, etc., see separate quotations.

No.

Trephining, Brain Surgery, Laminectomy and Mastoid Instruments, *continued*,—

Accessories for use with Down Bros.' Patent Surgical Hand Motor.



677.



678.

Burs for Mastoid Operations, etc.,— £ *s.* *d.*

677 Ovoid, Cutting on sides . . . . . each 0 7 6

678 Ovoid, Smoothing . . . . . „ 0 7 6



679.

679 With Cutting Point for pushing onwards . . each 0 7 6



680.

680 Spherical, cutting on sides, fine teeth, 4 sizes (A to D) . each 0 7 6



681.

681 Spherical, cutting on sides, coarse teeth, 3 sizes (A, B, C) each 0 7 6



682.

682 Bulb, smoothing . . . . . each 0 7 6

No.

Trephining, Brain Surgery, Laminectomy and Mastoid Instruments, *continued*,—

Accessories for Surgical Hand Motor, *continued*,—

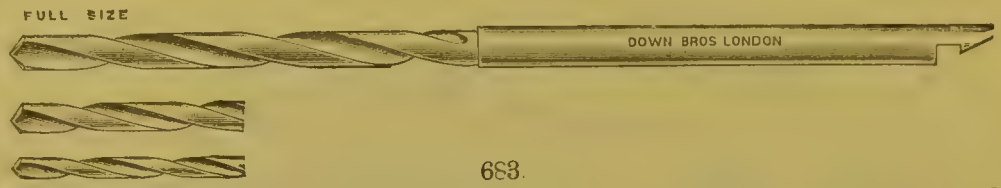

683.

Drills,— £ *s.* *d*

683 Morse's Twist Drills for boring bone, 6 sizes, $\frac{5}{64}$ to $\frac{10}{64}$ths in. each 0 3 6



684.

684 Cryer's Osteotome, with guard . . . . complete 1 1 0

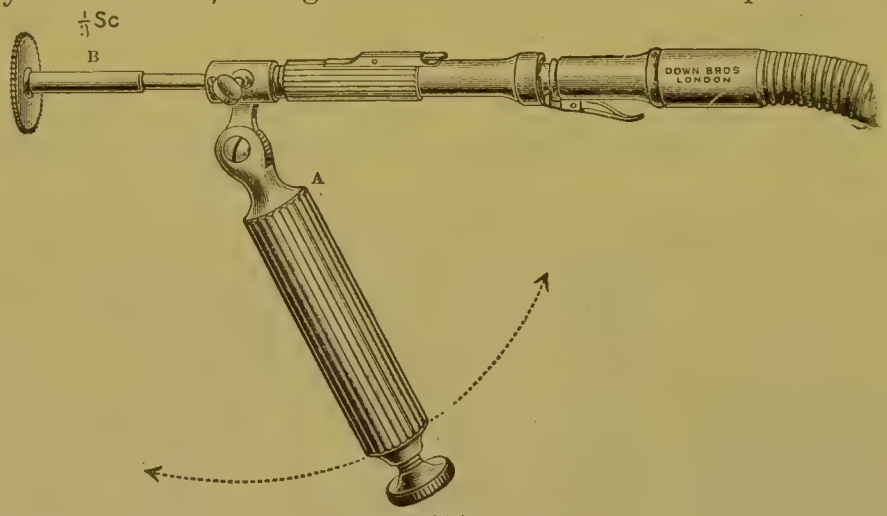

685.

Saws,—

685 Circular, 3 sizes, 1, $1\frac{1}{4}$, and $1\frac{1}{2}$ in. diameter . . . each 0 5 0
Handle attachment (A), which can also be used for Burs „ 1 2 6

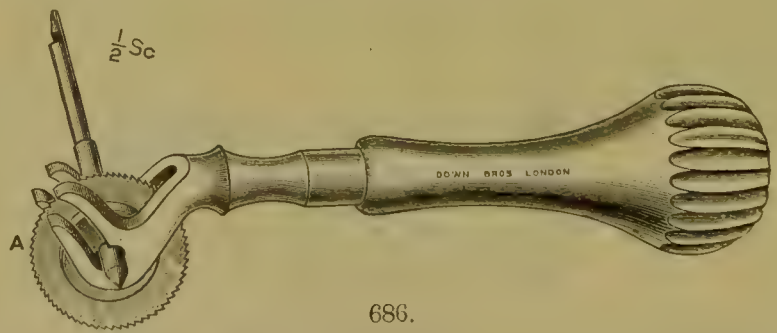

686.

686 Nicoll's Saw-handle (suggested by Mr. J. H. Nicoll, of Glasgow) . . . . . each 1 1 0
Guarded Saws for Skull Surgery (A), to use with above, 4 sizes, 1, $1\frac{3}{16}$, $1\frac{7}{16}$, $1\frac{1}{2}$-in., cutting to depths of $\frac{1}{8}$, $\frac{3}{16}$, $\frac{1}{4}$, and $\frac{5}{16}$-in. respectively . . . . . each 0 7 6

N.B.—The section is completed with the aid of Guarded Chisel.

No.

Trephining, Brain Surgery, Laminectomy and Mastoid Instruments, *continued*,—

Accessories for Surgical Hand Motor, *continued*,—

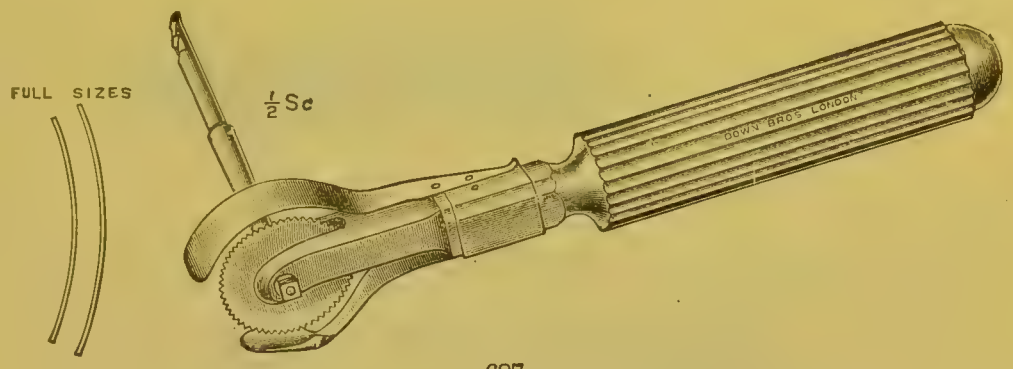

687.

Saws, *continued*,—

		£	s.	d.
687	Van Arsdale's set of 2 concave, cutting in circles of 2½ and 3 in. diameter, with handle . . . . . per set	3	5	0

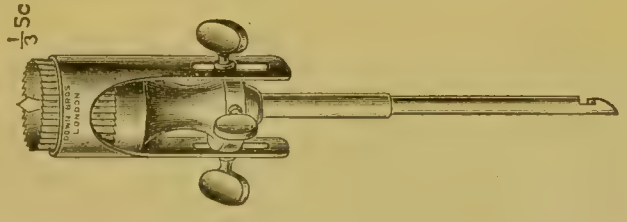

688.

688	**Trephines,** Guarded, 3 sizes, ¼, ⅜, and ½-in. . . . each	1	1	0

No.

Ligature and Suture Materials, Etc.



689.

			£	s.	d.
689	**Barker's Clamp,** or segregator, for interrupted sutures	each	0	4	6



690.

Suture Segregator,—

690	Rubel's	each	0	5	6



691.



692.

Buttons,—

691	Lead, Oval	per doz.	0	1	6
692	Ditto, with turned-up edges	„	0	3	0

693* **Catgut,** Raw (untreated), per doz. hanks,—

Nos.	000000	00000	0000	000	00	0	1	2	3
	10*d.*	10*d.*	10*d.*	1/-	1/-	1/-	1/3	1/6	1/9

	4	5	6	7	8
	2/3	3/3	4/-	4/9	5/6

694* **Catgut Formalin,** per doz. hanks,—

Nos.	000000	00000	0000	000	00	0	1	2	3
	2/-	2/-	2/-	2/3	2/3	2/6	2/9	3/-	3/3

	4	5	6	7	8
	3/9	4/6	5/3	6/3	7/-

* The items marked thus * are not illustrated.

No. **Ligature and Suture Materials, etc.,** *continued*,— £ s. d.

395* **Catgut,** Lister's Chromacized in Oil, per bottle,—

Nos.	000000	00000	0000	000	00	0	1	2	3
	9*d.*	9*d.*	9*d.*	10*d.*	10*d.*	1/–	1/1	1/2	1/3
		4	5	6	7	8			
		1/4	1/6	1/8	1/10	2/–			

396* **Catgut,** Lister's Sulpho-Chromic, dry, per doz. hanks,—

Nos.	000000	00000	0000	000	00	0	1	2	3
	2/–	2/–	2/–	2/3	2/3	2/6	2/9	3/–	3/3
		4	5	6	7	8			
		3/9	4/6	5/3	6/3	7/–			



697.



698.

697 **Catgut,** Sterilized, in alcohol, on glass reel in glass stoppered bottle, 14 sizes, Nos. 000000 to 8 . . . per bottle 0 1 3

Ditto, ditto, in 5% carbolic solution, put up in same way, Nos. 000000 to 8 . . . . . per bottle 0 1 2

698 Ditto, ditto, in alcohol, in water-tight bottles, containing 3 sizes on spools . . . . . per bottle 0 2 6

Ditto, ditto, in 5% carbolic solution . . . „ 0 2 4

699* Ditto, ditto, in alcohol, large size for hospitals . „ 0 5 6

Ditto, ditto, in 5% carbolic solution . . . „ 0 5 3



700.

700 **Catgut,** Sterilized, 12-in. lengths, in alcohol . . per bottle 0 1 9

Ditto, ditto, ditto, in 5% carbolic solution . . „ 0 1 6

Japanned Tin Cases (716) to hold one tube, each, 1*s.*

* The items marked thus * are not illustrated.

No. **Ligature and Suture Materials, etc.,** *continued*,—

		£	s.	d.



701.

701	**Catgut,** Sterilized, 18-in. lengths, in alcohol, each, small tubes, 2*s.* 3*d.*; large tubes	0	3	0
	Ditto, ditto, ditto, in 5% carbolic solution, each, small tubes, 2*s.*; large tubes.	0	2	9
702*	**Celluloid Thread,** in hanks, 6 sizes . . . per doz.	0	9	0
702*a**	Ditto, on glass reels, 6 sizes . . . . . „	0	9	0
	It is claimed that this is strong, and can be knotted readily, and does not become entangled. It may be boiled. It will not absorb pus, and it does not itself become absorbed.			
703*	**Cumol Catgut,** Krönig's, in boxes containing 3 lengths (each, 2½ to 3 metres long), in 9 sizes,—			
	Nos. 00 and 0 . . . . . per box	0	1	6
	Nos. 1 and 2 . . . . . „	0	1	9
	Nos. 2½ and 3 . . . . . „	0	2	0
	Nos. 4 and 5 . . . . . „	0	2	3
	No. 6 . . . . . „	0	2	6
704*	**Catgut, Iodized,** Method Claudius, on glass reels in stoppered bottles,—			
	Nos. 000000 to 0 . . . . . per doz. bottles	0	12	0
	Nos. 1, 2 and 3 . . . . . „ „	0	13	0
	Nos. 4, 5 and 6 . . . . . „ „	0	15	0
	Nos. 7 and 8. . . . . „ „	0	18	0



705.

705	**Catgut, Iodized,** Method Claudius, in stoppered tubes,—			
	12-inch lengths . . . . . per tube	0	1	9
	18-inch lengths . . . . . „	0	2	9
706*	**Fergusson's Hemp Cord,** stout, for piles, etc. . per hank	0	0	6
707*	**Fergusson's Thread** . . . . . per dozen hanks	0	2	0
708*	**Horsehair** (Stallion), in 1-oz hanks . . . . per hank	0	0	9

* The items marked thus * are not illustrated

No. **Ligature and Suture Materials, etc.,** *continued,*— £ s. d.



709.

709 **Horsehair,** Sterilized, 12-in. lengths, in alcohol. . per bottle 0 1 9
Ditto, ditto, in 5% carbolic solution . . . „ 0 1 6
Japanned Tin Case (716), to carry one tube, each, 1*s.*



710.

710 Ditto, 18-in. lengths, in alcohol, each, small tubes, 2*s.* 3*d.*;
large 0 3 0
Ditto, ditto, in 5% carbolic solution, small tubes, 2*s.*; large . 0 2 9
711* **Kangaroo Tendons,** dry, 3 sizes, per doz., fine, 4*s.*; medium, 5*s.*;
strong 0 6 0



712.

712 **Kangaroo Tendons,** Sterilized, 12-in. lengths, in alcohol, in
bottle containing 6 assorted threads . . per bottle 0 3 6
Ditto, ditto, in 5 % carbolic solution . . „ 0 3 3
Japanned Tin Case (716), to carry one tube, each, 1*s.*



713.

713 **Kangaroo Tendons,** 16-in. lengths, in alcohol, in tubes con-
taining 6 assorted threads, 4*s.*; 12 threads . . . 0 7 6
714* Ditto, ditto, in 5 % carbolic solution, ditto, each, 3*s.* 9*d.* and . 0 7 3
Reindeer Tendons, dry, assorted strengths as imported,
per 100 0 4 6
Ditto, selected, per 100, fine, 4*s.*; medium, 5*s.*; stout . . 0 6 0



715.

715 **Reindeer Tendons,** 12-in. lengths, in alcohol, in bottle contain-
ing 50 assorted . . . . . per bottle 0 3 6
Ditto, selected ditto, per bottle, fine, 3*s.*; medium, 3*s.* 6*d.*; stout 0 4 0
Japanned Tin Case (716), to hold one tube, each, 1*s.*

* The items marked thus * are not illustrated.

No. **Ligature and Suture Materials, etc.,** *continued,*—

£ s. d.



716.

716 **Japanned Tin Cases** to hold Tube of Catgut, Silk, etc. . each 0 1 0



717.

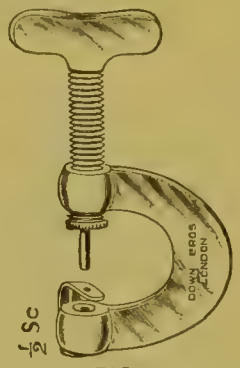

718.

717 **Shot Compressor,** Bozemann's . . . . . each 0 10 6
718 **Shot Perforators, nickel plated** . . . . . „ 0 10 6
719* **Shot, Perforated** . . . . . per doz. 0 0 4
720* **Shot and Coil Sutures,** Aveling's . . . . „ 0 3 0



721.

721 **Silk,** Chinese Twist (or Dentists' Twist), 13 sizes, Nos. 0000, 000, 00, 0, 1, 2, 3, 4, 4½, 5, 5½, 6, and 8 . . per doz. hanks 0 7 0
722* Ditto, ditto, on reels . . . . . per doz. 0 8 0
723* **Silk,** fine, for eye operations, black, red, or white . „ 0 9 0
724* **Silk,** Floss, 3 sizes, Nos. 1, 2, and 3, on boxwood reels „ 0 8 0
725* **Silk,** Pearl, or Sewing . . . . . per doz. skeins 0 6 0



726.

726 **Silk,** Plaited, 4 assorted sizes, on Vulc. Tablets in card cases per tablet 0 1 2
727* Ditto, in 12 separate sizes, on tablets or in hanks . . each 0 0 8
727*a* Ditto, ditto, Black, Iron-dyed . . . . . „ 0 0 8

* The items marked thus * are not illustrated.

No. **Ligature and Suture Materials, etc.,** *continued,*—

£ s. d.



728



729.

728 **Silk,** Sterilized, in alcohol, on glass reel in glass stoppered bottle, 13 sizes, Nos. 0000, 000, 00, 0, 1, 2, 3, 4, 4½, 5, 5½, 6, and 8, per bottle 0 1 4

Ditto, in 5 % carbolic solution, put up in same way, 11 sizes, per bottle 0 1 3

729 Ditto, in alcohol, in water-tight bottles containing 3 sizes, on spools . . . . . per bottle 0 2 9

Ditto, in 5% Carbolic Solution . . . . . „ 0 2 6

730* Ditto, large size, for hospitals . . . . „ 0 6 0

Ditto, in 5% Carbolic Solution, ditto . . . „ 0 5 6



731.

731 **Silk,** Sterilized, 12-in lengths, in alcohol . . . per bottle 0 2 0

Ditto, ditto, in 5 % carbolic solution . . . „ 0 1 9

Japanned Tin Cases (716), to carry one tube, each, 1*s.*



732.

732 **Silk,** Sterilized, 18-in. lengths, in alcohol, in tubes containing 1 hank, 2*s.* 6*d.*; 2 hanks 0 3 6

Ditto, ditto, in 5 % carbolic solution, ditto, each, 2*s.* 3*d.* and 0 3 3

* The items marked thus * are not illustrated.

No. **Ligature and Suture Materials, etc.,** *continued,*—



733.



734.



735.

		£	s.	d.
733	Japanned Tin Cases containing 4 tubes 12-in lengths sterilized silk, in alcohol, 14*s.* 6*d.*; in 5% carbolic solution . .	0	13	6
734	Mahogany cases, containing 4 tubes 12-in. lengths sterilized silk, in alcohol, 14*s.*; in 5% carbolic solution . . .	0	13	0
735	Mahogany cases, containing 4 small filled tubes 18-in. lengths sterilized silk, in alcohol, each, 16*s.*; in 5% carbolic solution	0	15	0
	Ditto, containing 4 large filled tubes 18-in. lengths, in alcohol, 20*s.*; in 5% carbolic solution	0	19	0

These cases can also be fitted up containing Catgut, Horsehair, Silkworm Gut, Kangaroo Tendon, or any assortment of these materials at the prices quoted on adjoining pages. The price of the empty Japanned Tin Cases is 6*s.* 6*d.*; and of the Mahogany, 5*s.* 6*d.* each.

No.	Ligature and Suture Materials, etc., *continued*,—	£	s.	d.
736*	**Silkworm Gut**, white or coloured (black, blue, green, pink, or violet); fine, medium, or strong, 14-in. lengths, finest selected . . . . . per 50 threads	0	0	9
737*	Ditto, extremely fine "Gossamer," 12-in. lengths, for intestinal work (violet), 2 sizes . . per 50 threads	0	1	9
	Ditto, ditto, 14-in., 2 sizes . . . . „ „	0	2	3
	Ditto, ditto, 16-in., 2 sizes . . . . „ „	0	2	9
738*	**Salmon Gut** (stout silkworm gut), 14-in. lengths, white or coloured . . . . . per 50 threads	0	1	3
739*	Ditto, extra stout selected, 14-in. ditto . „	0	2	8



740.

740	**Sterilized Silkworm Gut**, 12-in. lengths, in alcohol, in bottles containing 50 threads . . . . . per bottle	0	1	9
	Ditto, ditto, in 5% carbolic solution . . . . „	0	1	6



741.

741	**Sterilized Silkworm Gut**, 14-in. lengths, in alcohol, long tubes containing 50 threads, 2*s.* 6*d.*; 100 threads . .	0	3	9
	Ditto, ditto, in 5% carbolic solution, 2*s.* 3*d.* and . . .	0	3	6

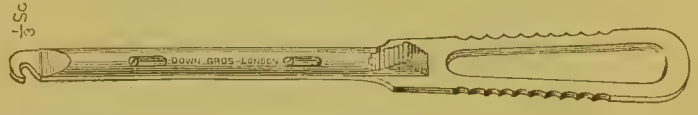

742.

Silkworm Gut Cutter, nickel plated,—

742	Swayne's (Dr. Walter) . . . . . each	0	12	6

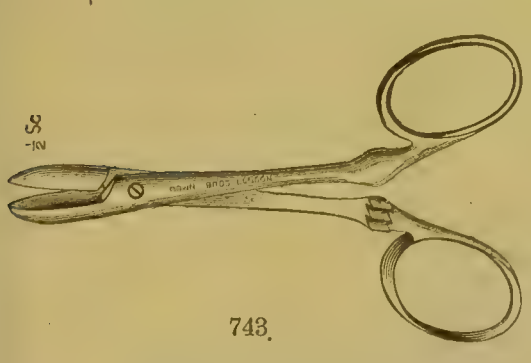

743.

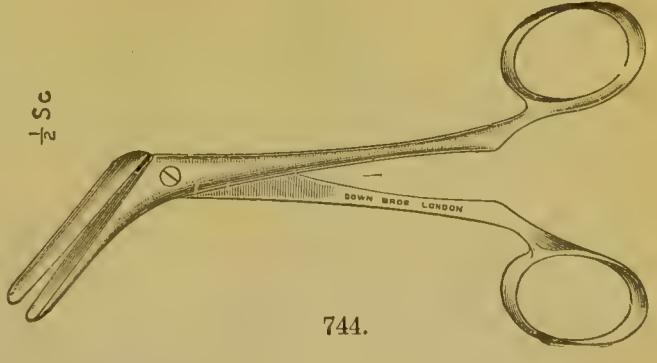

744.

Silkworm Gut Forceps, nickel plated,—

743	Barker's, flat blades, each, with screw joint, 4*s.* 6*d.*; with take-off	0	5	6
744	Guy's pattern, flat blades, each, with screw joint, 6*s.* 6*d.*; with take-off	0	7	6

Suture Forceps, for holding the edges of wounds, etc. (*see pages* 24, 220, 888, and 894).

* The items marked thus * are not illustrated.

No.

Ligature and Suture Materials, etc., *continued*,—

Sterilizers for Ligatures and Sutures (*see pages* 2172–2175).



745.

		£	s.	d.
	Stitch Forceps, nickel plated,—			
745	Muirhead Little's . . . . . each	0	5	0

Extract from the "Lancet," June 25, 1904.

A NEW FORCEPS FOR THE REMOVAL OF STITCHES.

The advantages of an unirritating permanent suture such as silkworm gut are manifest and well known, but it has the defects of its qualities, and its removal is sometimes attended by difficulties. For instance, it is often desirable to leave the wound with the stitches undisturbed for a week, or even more, without dressing, but when at length it becomes necessary to remove the sutures they are found imbedded in dried discharge and epidermis, and when the free end of a stitch is picked up with a pair of forceps its smoothness and stiffness cause it to slip out of the grasp of the instrument. Attempts to pick up the stitch in order to divide it with scissors often cause abrasion of a newly formed scar, or separation of the edges of the wound and objectionable bleeding. To overcome these difficulties I have had the forceps made which is shown in the accompanying figure. It will be seen that the ends of the blades, instead of the usual serrations or "mouse teeth" are modified as follows. The one has a fine, blunt-ended prong and the other a hole through which the prong passes when the blades are pressed together. In use the forceps is lightly held with the blades apart and the prong is then inserted along the line of the wound under a stitch. The blades are then pressed together and the stitch is thus held in a grip from which it cannot escape and it can now be raised up from the wound so as to facilitate its division by scissors, after which the stitch still held by the forceps is withdrawn in the usual way.

Messrs. Down Brothers, who are the makers, have very carefully carried out my directions.

E. Muirhead Little, F.R.C.S. Eng.,
Surgeon to the National Orthopædic Hospital, London.



748.

746*	**Wire,** Aluminium Bronze, in ½-oz. hanks . .	per hank	0	1 0
747*	**Wire,** plated, on ½-oz. reels, 12 sizes . . .	per reel	0	0 10
748	**Wire,** virgin silver, on ¼-oz. glass reels, 12 sizes .	at per oz.	0	8 6
749*	**Wire,** virgin silver, for patella and bone sutures, extra large sizes, in ½-oz. coils, Nos. 4, 5, 6, and 7 French gauge	per coil	0	4 0

* The items marked thus * are not illustrated.

No. **Ligature and Suture Materials, etc.,** *continued*,—

Dr. Michel's Aseptic Metal Suture Clips for Superficial Sutures.

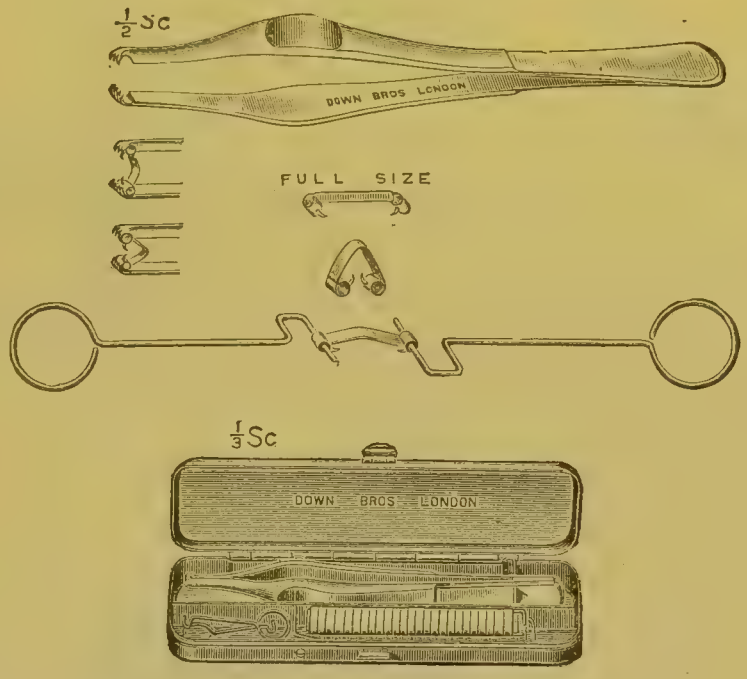

750.

Aseptic Suture Appliances,— £ *s.* *d.*

750 Michel's, set complete, consisting of 100 Metal Suture Clips, Compressing Forceps, and pair of Hooks for adjusting and removal, in metal case 0 14 6
Separate prices, Forceps, 4*s.* 6*d.*; Hooks, per pair, 6*d.*; Clips, 3*s.* 6*d.* per 100.



751.

751 Improved Hooks for Michel's apparatus . . . per pair 0 3 6
The set complete in larger metal case, with the improved Hooks 0 18 6

No.

Ligature and Suture Holders.

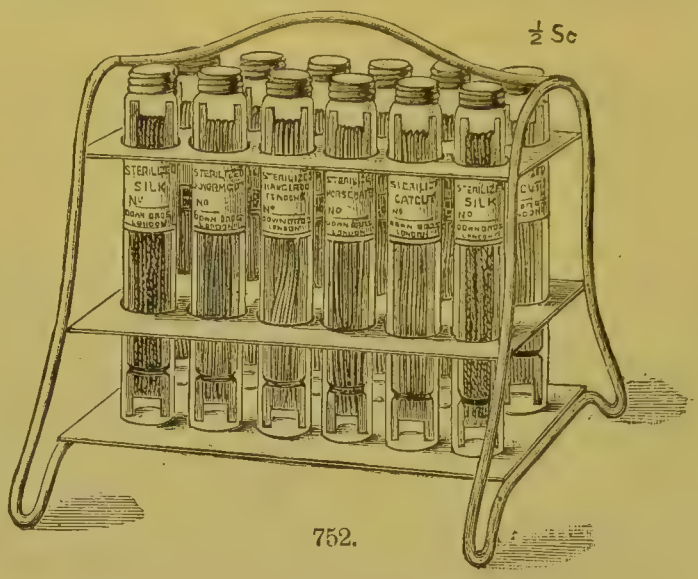

752.

No.	Stands for Ligature Tubes, nickel plated,—	£	s.	d.
752	Down Bros.' New Model, to take 12 Tubes . . . each	1	1	0
752*a**	Ditto, ditto, to take 6 Tubes . . . . . „	0	15	0

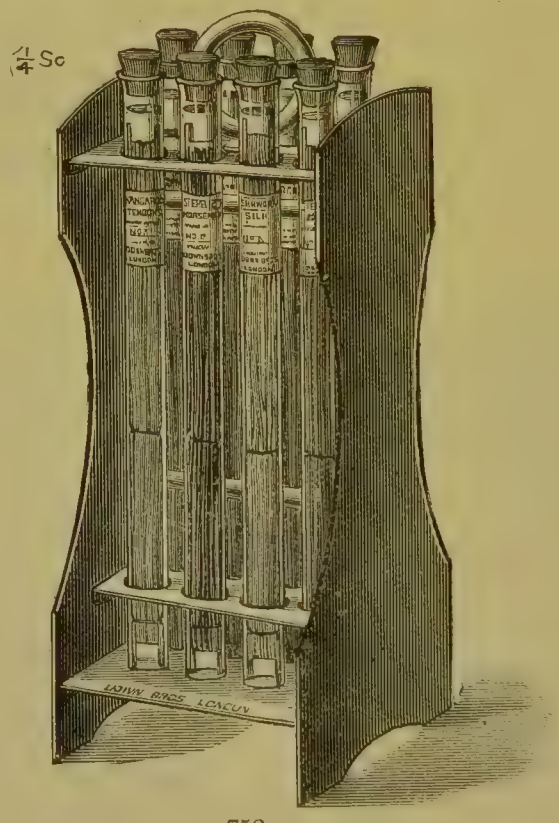

753.

753	Down Bros.' Metal Stand, nickel plated, to hold 8 large tubes for full length threads . . . . . each	1	1	0

* The items marked thus * are not illustrated.

No. **Ligature and Suture Holders,** *continued,—*



754.

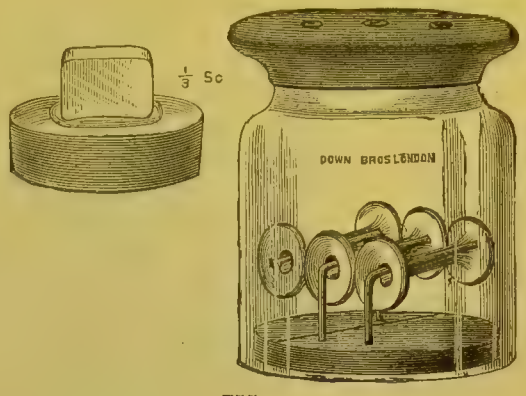

755.

£ *s.* *d.*

Ligature and Suture Holders,—

754 Alcock's portable, suggested by Dr. S. King Alcock, of Burslem
each 0 10 0

Extract from the "Scalpel," January, 1896.

The illustration represents a new Ligature Box, which has been designed to secure the advantages of compactness and absolute water-tightness, which hitherto have not been combined in any one apparatus. The trough is made of earthenware, and fitted with three reels of the same material. The cover consists of a sheet of detachable plate glass, a narrow layer of india-rubber bordering the under-surface. When the reels are in position and the trough filled with solution, the cover is clamped down by means of the screws. The ends of the ligatures can be freely drawn out between the rubber lining and the edge of the trough until the reels are completely exhausted. The apparatus will be found useful, especially for private use.

755 Bruce Clarke's . . . . . each 0 6 9

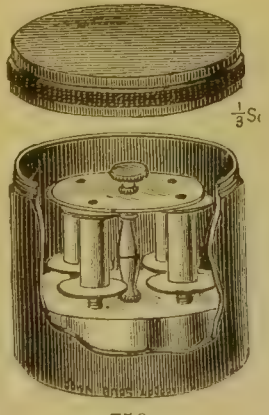

756.

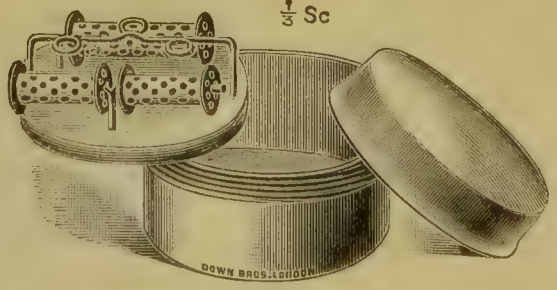

757.

756 Greig Smith's, vulcanite, with metal reels . . . each 1 0 0
757 Harrison Cripps', metal . . . . . „ 1 1 0

No. **Ligature and Suture Holders, etc.,** *continued,*— £ s. d

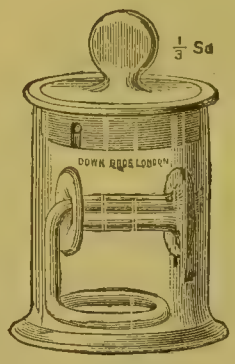

758.

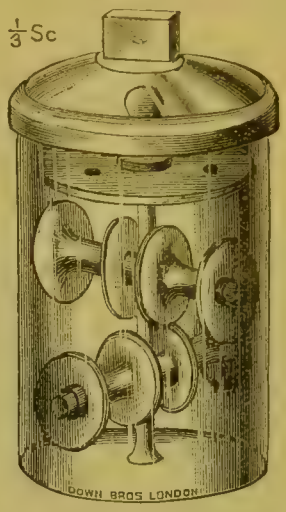

760.

Ligature and Suture Holders, *continued,*—

758	Glass, upright, with 1 reel	each	0	2	0
759*	Ditto, with 2 reels	„	0	3	0
760	Ditto, with 4 reels	„	0	10	6

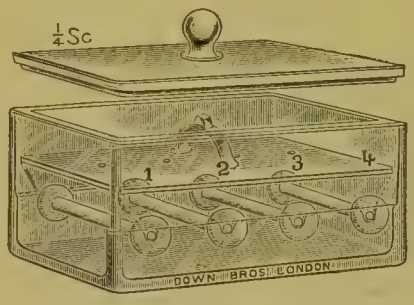

761



762.

761	Glass Troughs, new cheap moulded form,— Each, 3 reel, 4*s.*; 4 reel, 5*s.*; 5 reel		0	6	6
762	Glass Trough, white, with 3 glass reels . . .	each	0	5	9
	Ditto, brown or green colour	„	0	6	3



763.

763	Glass Trough, with 2 large reels	each	0	9	0

* The items marked thus * are not illustrated.

No. **Ligature and Suture Holders, etc.,** *continued,*—

£ s. d.

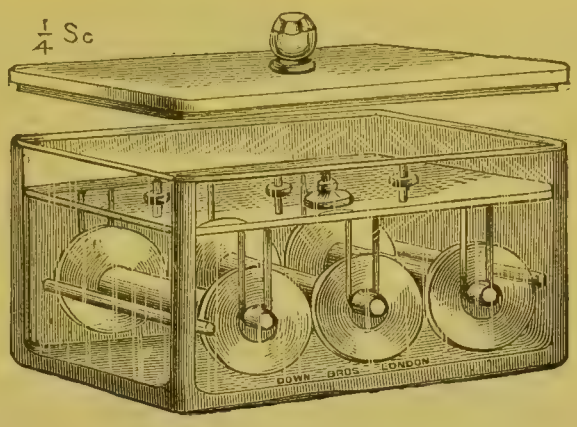

764.

Ligature and Suture Holders, *continued,*—

764 Glass Trough, with 3 large reels . . . . . each 0 12 0

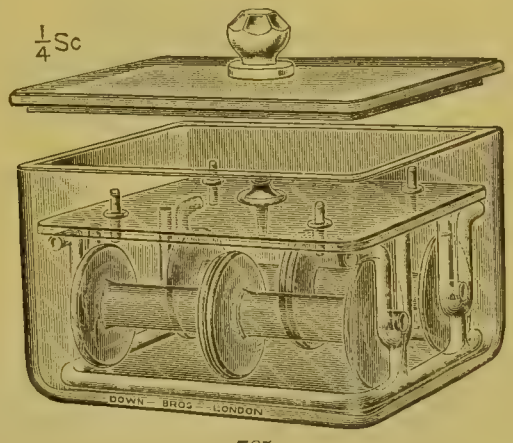

765.

765 Glass Trough, with 4 large reels . . . . . each 0 14 0
766* Ditto, with 6 large reels. . . . . „ 1 1 0

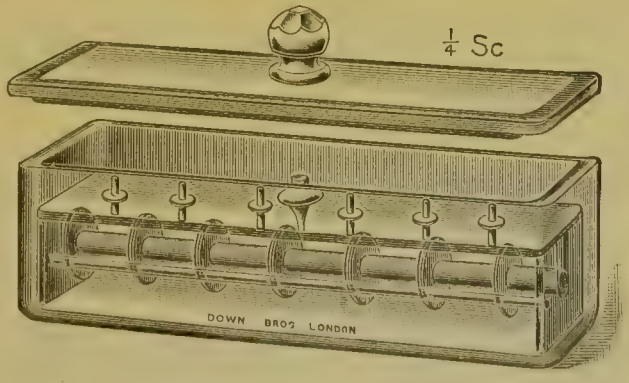

767.

767 Glass Trough, with 6 medium sized reels . . . each 0 13 6

* The items marked thus * are not illustrated.

No.

Ligature and Suture Holders, etc., *continued*,—

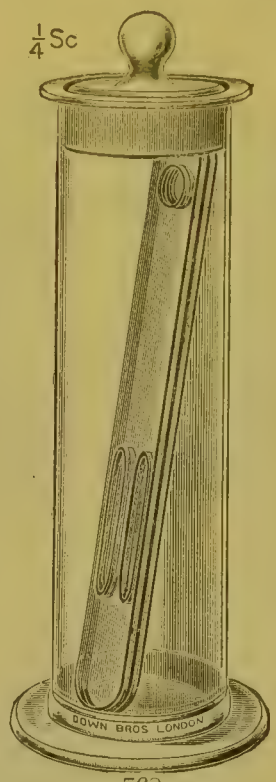

768.

No.	Ligature and Suture Holders, *continued*,—	£	*s.*	*d.*
768	Upright Glass Jars, containing 2 glass plates for full length threads . . . . . each	0	6	6

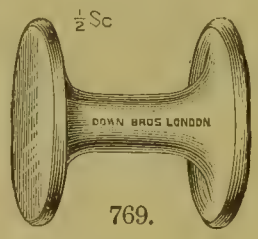

769.



771.

769	Glass Reels, solid . . . . per doz., 1-in., 3*s.*; 1¾-in.	0	5	0
770*	Glass Reels, with rubber rings round edges, 1¾-in., as used at Westminster Hospital . . . . . per doz.	0	9	0

Glass Reels are kept in stock of various other sizes to suit the different models of Troughs, etc., and can be readily made to order of any special size.

771	Metal Reels, 2 sizes . . . per doz., 1-in., 12*s.*; 1½-in.	0	18	0



772.



773.

772	Glass Tablets, for silk or catgut . . . . . per doz.	0	15	0
773	Ditto, square . . . . . ,,	0	4	6

* The items marked thus * are not illustrated.

No.

Ligature and Suture Holders, etc., *continued,*—



774.

Ligature and Suture Holders, *continued,*— £ *s.* *d.*

774 Metal Strips, as suggested by Mr. Cuthbert Wallace, and used at St. Thomas's Hospital, for use inside glass tubes per doz. 0 13 6



775.

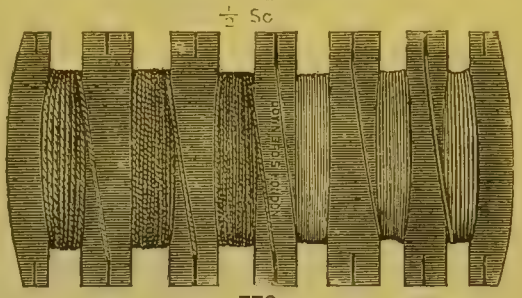

776.

775 Metal Tablets, for use with metal pocket cases, each, 1 × ⅝-in., 9*d.*; 1½ × ⅝-in., 10*d.*; 2 × ¾-in., 11*d.*; 2 × 1¼-in., 1*s.*; 2½ × 1¼-in., 1*s.* 3*d.*; 2½ × 1⅝-in., 1*s.* 6*d.*; 3½ × 1⅝-in., 1*s.* 9*d.*; 4½ × ½-in. 0 1 3

776 Tablets, vulcanite, for use with leather pocket cases, each, 1*s.*; if fitted with silk and wire 0 3 0

777* Ditto, metal, 3⅜ × 2-in., with 5 slots, each, 2*s.*; fitted complete 0 3 9

778* Ditto, 3¾ × 2⅛-in., with 6 slots, each, 2*s.* 6*d.*; fitted complete 0 4 6



779.

779 Wire (length, 9½-in.), as made for Mr. Stanmore Bishop, of Manchester, for use inside glass tubes . . . per doz. 1 4 0



780.

780 Wire Silk Winders, as used at Guy's and Evelina Hospitals, etc. . . . . per doz. 1 2 0

Number tablets for tying to the above, Nos. 0000 to 8 ,, 0 3 0

These tend to prevent silk curling and kinking.



781.

781 Pocket Glass Catgut Holders, with 3 reels . . . each 0 2 0

* The items marked thus * are not illustrated.

No.

Suture Needles, Etc.

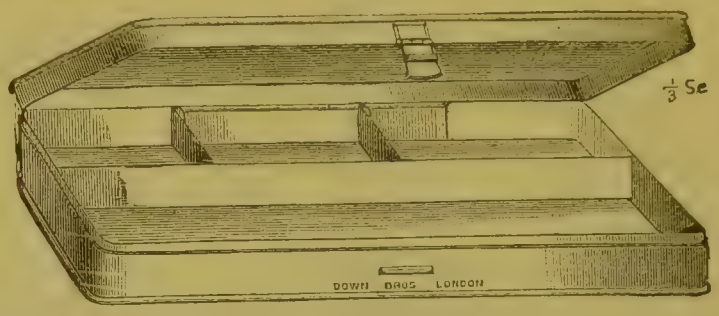

782.

No.		£	s.	d.
	Needle Boxes,—			
782	Metal, aseptic, $7\frac{1}{2} \times 3\frac{1}{2}$-in., for keeping supply of needles for hospitals, with partitions . . . . . each	0	9	6

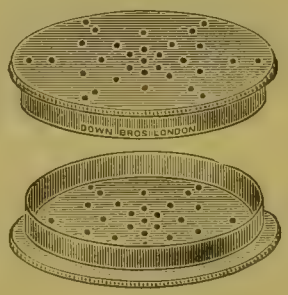

783.

½ Sc



784.

783	Metal, circular, $2\frac{1}{8}$ in. diam. . . . . each	0	1	9
784	Ditto, oblong, 3 sizes, each, $3 \times \frac{3}{4}$ in., 1*s.* 6*d.*; $3\frac{1}{8} \times 1\frac{1}{4}$ in., 1*s.* 9*d.*; $3\frac{1}{2} \times 1\frac{1}{2}$ in..	0	2	0

⅓ Sc



785.

785	Metal, circular, with outside covers, 2 sizes, each, $2\frac{1}{8}$ in. diam., 4*s.*; $3\frac{1}{4}$ in.	0	4	6



786.

786	Metal, for pocket cases, etc., in 6 sizes, each, $1\frac{1}{4} \times \frac{3}{4}$ in., 6*d.*; $1\frac{3}{4} \times \frac{7}{8}$-in., 8*d.*; 2×1-in., 10*d.*; $3 \times 1\frac{1}{2}$-in., 1*s.*; $3 \times 1\frac{3}{4}$-in., 1*s.* 2*d.*; $3\frac{3}{4} \times 1\frac{3}{4}$-in.	0	1	4
787*	Ditto, with 3 divisions, $2\frac{3}{4} \times 2$ in. . . . . each	0	1	6
788*	Ditto, with wire springs for holding needles, 2 sizes,—			
	No. 1, $2 \times 1\frac{3}{8}$-in., to hold 1 dozen 2-in. needles . each	0	2	0
	No. 2, $1\frac{5}{8} \times 2\frac{7}{8}$-in., to hold 2 dozen $1\frac{5}{8}$-in. needles. „	0	3	6

* The items marked thus * are not illustrated.

No. **Suture Needles, etc.,** *continued*,—



789.



790.

		£	s.	d.
	Needle Boxes, *continued*,—			
789	Glass, with glass covers ground on, each, 3-in , 1*s.* 3*d.*; 3¾-in., 1*s.* 9*d.*; 4½-in.	0	2	3
790	Glass, with vulcanite cover, each, 2¼-in. diam., 4*s.* 6*d.*; 2¾-in., 5*s.* 6*d.*; 3¼-in.	0	7	6
791*	**Needle Books,** to hold 1 dozen, for pocket cases . . each	0	0	10
792*	Ditto, combined with tablet, for silk and wire . . . „	0	1	3



793.

793	**Needle Cases,** vulcanite . . . . . . each	0	1	9



795.

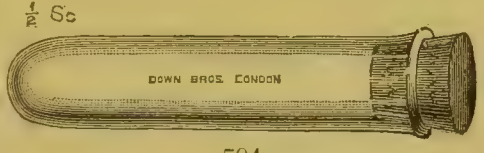

794.



796.

Needle Tubes,—

794	Glass, with rubber corks, each, ½-in. diam., 4*d.*; ¾-in., 6*d.*; 1-in. (for curved e edles)	0	0	8
795	Ditto, mounted with vulcanite, straight . . . each	0	0	9
796	Ditto, ditto, half curved . . . . . „	0	0	9
797*	Ditto, ditto, full curved . . . . . „	0	0	9



798.



799.



800.

Suture Needles (sold in ½-dozen packets, containing 6 of one size, or 6 assorted sizes).

798	Abdominal, Emmet's, round bodied, 6 sizes, 2 to 3-in. assorted, per doz.	0	1	6
799	Ditto, Sims', fine, 6 sizes, 1¾ to 3-in., assorted . „	0	1	6
	Ditto, ditto, 4-in. . . . . „	0	2	0
800	Ditto, Spencer Wells', 3, 3½, and 4-in., assorted . „	0	2	0

* The items marked thus * are not illustrated.

No.

Suture Needles, etc., *continued,*—

(Sold in ½-doz. packets, containing 6 of one size or 6 assorted sizes.)



801.

£ s. d.

Suture Needles, *continued,*—

801 Acupressure Pins, steel heads, 2½ to 5-in. . . per doz. 0 2 6
802* Acupuncture Pins, in metal cases . . . . „ 0 15 0



181.

181 Aneurysm Pins, Macewen's, for scratching . . per doz. 0 2 0
Cleft Palate (*see pages* 253–256).



803.

803 Double curved, sizes 7 to 12 . . . . . per doz. 0 2 0

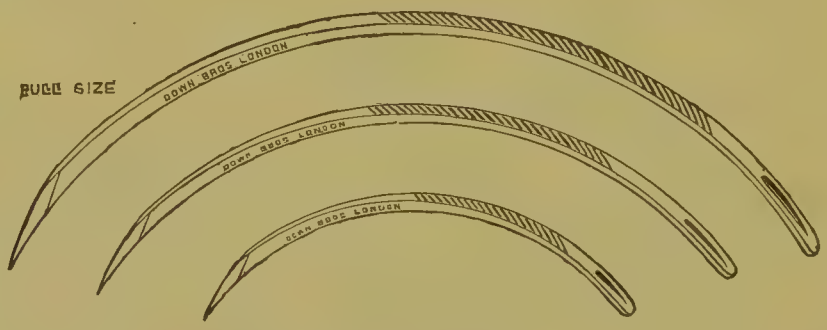

804.

804 Doyen's, in 3 sizes, in ½ doz. packets, assorted . . per doz. 0 5 6



805.



806.



807.

805 Eye, full curved, sizes 1 to 4 . . . . . per doz. 0 2 0
806 Ditto, full curved, for abscission, sizes 1 to 3 . „ 0 2 0
807 Ditto, half curved, sizes 1 to 4 . . . . „ 0 2 0
808* Ditto, Hagedorn's, full curved, sizes 1 to 3 . . „ 0 2 0

* The items marked thus * are not illustrated.

No.

Suture Needles, etc., *continued*,—

(Sold in ½-doz. packets, containing 6 of one size, or 6 assorted sizes.)



809.

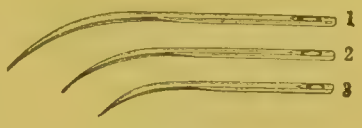

810.



811.

		£	s.	d.
	Suture Needles, *continued*,—			
809	Fistula, half circle, sizes 1 to 3 . . . . per doz.	0	2	0
810	Ditto, half curved, „ 1 to 3 . . . . „	0	2	0
811	Ditto, straight, sizes 1 to 3 . . . . . „	0	2	0



812.



813.

812	Fistula, Emmet's, round bodied, quarter curved, sizes 1 to 3, per doz.	0	1	9
813	Ditto, ditto, straight, sizes 1 to 3 . . . . „	0	1	9



814.



815.

814	Fistula, with trocar points, quarter curved, sizes 1 to 3 per doz.	0	2	0
815	Ditto, ditto, straight, sizes 1 to 3 . . . . „	0	2	0

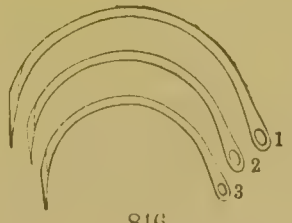

816.

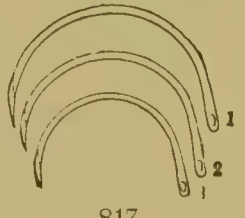

817.

816	Fistula, Hagedorn's, full curved, stout, sizes 1 to 3 . per doz.	0	2	0
817	Ditto, ditto, ditto, fine, sizes 1 to 3 „	0	2	0

No. **Suture Needles, etc.,** *continued,*— £ *s. d.*

(Sold in ½-doz. packets, containing 6 of one size or 6 assorted sizes.)



818. 819. 820.

Suture Needles, *continued,*—

818	Fistula, Sims', cervix, one size	per doz.	0	2 0
819	Ditto, ditto, quarter curved, sizes 1 to 3 . .	„	0	2 0
820	Ditto, ditto, straight, sizes 1 to 3	„	0	2 0

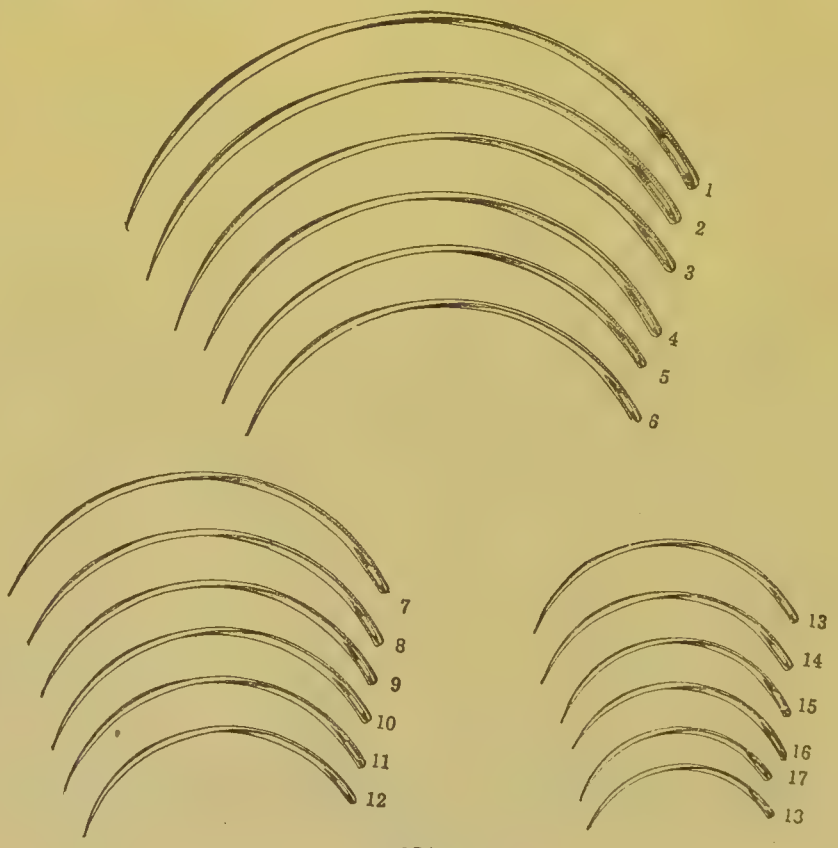

821.

821	Full curved, sizes 1 to 18	per doz.	0	1 6
822*	Ditto, ditto, spring eyed	„	0	2 6



823.

823	Full curved, with two eyes for wire, sizes 1 to 12 .	per doz.	0	2 3

* The items marked thus * are not illustrated.

No.

Suture Needles, etc., *continued*,—

(Sold in ½-doz. packets, containing 6 of one size, or 6 assorted sizes.)

		£	s.	d.
	 824.			
	 826.			

Suture Needles, *continued*,—

24	Hagedorn's, half circle, sizes 1 to 12 . . . per doz.	0	1	9
25*	Ditto, full curved (⅜th circle), sizes 1 to 12 . . „	0	1	9
26	Ditto, quarter circle, sizes 1 to 12 . . . „	0	1	9



827.



828.

27	Hagedorn's, half curved, sizes 1 to 12 . . . per doz.	0	1	9
28	Ditto, straight „ „ . . . „	0	1	9

Hagedorn's Needles, Nos. 824 to 828, are also made "extra fine" at same prices.

29*	Hagedorn's, with reversed shanks, half circle, sizes 1 to 12 per doz.	0	2	3
30*	Ditto, ditto, full curved (⅜th circle) „ „ „	0	2	3
31*	Ditto, ditto, half curved „ „ „	0	2	3
32*	Ditto, ditto, straight „ „ „	0	2	3



833.

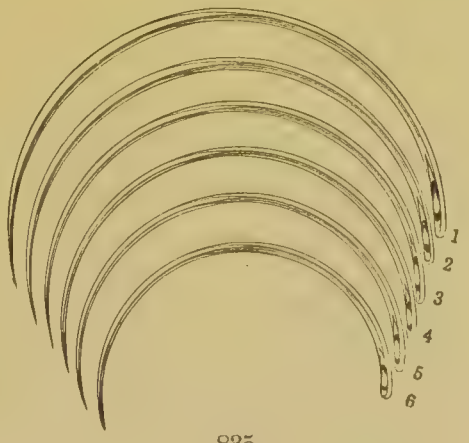

835.

3	Half circle, sizes 1 to 18 . . . . . per doz.	0	1	6
4*	Ditto, ditto, spring eyed . . . . . „	0	2	6
5	Ditto, extra strong, sizes 1 to 6 . . . . „	0	2	0

* The items marked thus * are not illustrated.

No.

Suture Needles, etc., *continued*,—

(Sold in ½-doz. packets, containing 6 of one size, or 6 assorted sizes.)



836.

Suture Needles, *continued*,—

			£	*s.*	*d.*
836	Half curved, sizes 1 to 18	per doz.	0	1	6
837*	Ditto, ditto, spring eyed	„	0	2	6



838.

838	Half curved, with 2 eyes for wire, sizes 1 to 12 .	per doz.	0	2	3



839.



840.

839	Hare-lip Pins, glass heads, 1¾ to 4-in. . . .	per doz.	0	1	3
840	Ditto, ringed heads, to cut at sides as well as at points, 1¾ to 4-in.	per doz.	0	1	6

* The items marked thus * are not illustrated.

No.

Suture Needles, etc., *continued*,—

(Sold in ½-doz. packets, containing 6 of one size or 6 assorted sizes.)

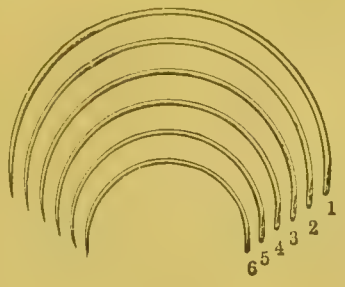

841.

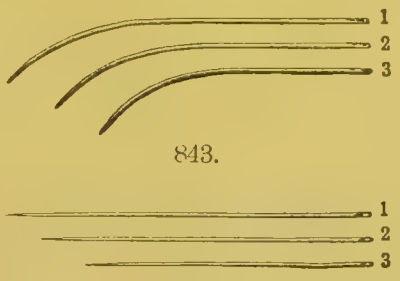

843.

844.



845.

Suture Needles, *continued*,—

		£	s.	d.
841	Intestine, fine, round bodied, for Lembert's sutures, half circle, sizes 1 to 6, per doz.	0	1	9
842*	Ditto, ditto, full curved . . . „ 1 to 6 „	0	1	9
843	Ditto, ditto, half curved . . . „ 1 to 3 „	0	1	9
844	Ditto, ditto, straight . . . . „ 1 to 3 „	0	1	9
845	Ditto, Hagedorn's, full curved . . „ 1 to 3 „	0	2	0
846*	Ditto, "Straw Needles" . . . . . „	0	0	3





STRAIGHT. 847.



HALF-CURVED. 848.

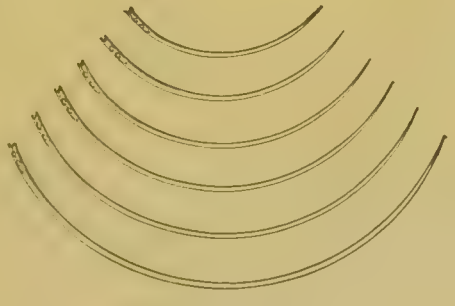

FULL-CURVED. 849.

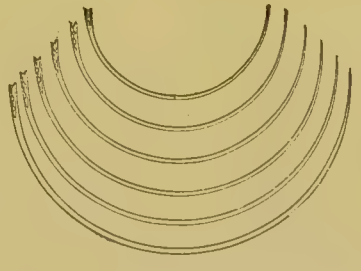

HALF-CIRCLE. 850.

Intestine Needles, round bodied, spring eyed,—

847	Straight	sizes 1 to 3	per doz.	0	2	9
848	Half-curved	„ 1 to 3	„	0	2	9
849	Full-curved	„ 1 to 6	„	0	2	9
850	Half-circle	„ 1 to 6	„	0	2	9

* The items marked thus * are not illustrated.

No.

Suture Needles, etc., *continued*,—

(Sold in ½-doz. packets containing 6 of one size or 6 assorted sizes.)



851.



853.

Suture Needles, *continued*,—

			£	*s.*	*d.*
851	Lister's, for catgut, half curved, sizes 1 to 12 . .	per doz.	0	2	0
852*	Ditto, ditto, full curved „ „ . .	„	0	2	0
853	Ditto, ditto, straight „ „ . .	„	0	2	0

FULL SIZE



854.

854 Lowson's, 5-in., straight, triangular points . . per doz. 0 2 3

As made for Dr. David Lowson, of Hull, and used at the Hull Royal Infirmary.



855.



856.



857.

855	Morison's Intestinal, full curved, No. 10 size . .	per doz.	0	1	9
856	Ditto, half curved, No. 8 size	„	0	1	9
857	Ditto, straight, No. 6 size	„	0	1	9

The above patterns and sizes, made for Mr. J. R. Morison, F.R.C.S., of Newcastle-on-Tyne, and since used at Guy's Hospital.



A



B

858.

858 Mouth (A), sizes 1 to 3, (B) sizes 1 to 3 . . . per doz. 0 2 3



859.

859	Moynihan's, Gastro-Enterostomy, spring-eyed (one size)	per doz.	0	2	9
860*	Ditto, ordinary eyes, 5 sizes, Nos. 1 to 5 . . .	„	0	2	0

Ovariotomy (*see* Abdominal).

* The items marked thus * are not illustrated.

No.

Suture Needles, etc., *continued*,—

(Sold in ½-doz. packets containing 6 of one size or 6 assorted sizes.)



861.

Suture Needles, *continued*,— £ *s.* *d.*

361 Patella Pins, as used at St. Thomas's for fractured patella, per doz. 0 3 0



862.

362 Post Mortem, 3, 4, 5, 6-in. . . . . per doz. 0 3 0



863.



864.



865.

363 Round bodied, full curved, sizes 1 to 18 . . . per doz. 0 1 6

364 Ditto, half curved „ „ . . . „ 0 1 6

365 Ditto, straight „ „ . . . „ 0 1 6



866.

366 Straight, flat, sizes 1 to 18 . . . . . per doz. 0 1 6

367* Ditto, Glover's, unpolished, 6 assorted sizes, 1½ to 1⅞ in. „ 0 0 6

* The items marked thus * are not illustrated.

No.

Suture Needles, etc., *continued,*—

(Sold in ½-doz. packets containing 6 of one size or 6 assorted sizes.)



868.

Suture Needles, *continued,*— £ *s.* *d.*

868 Straight, triangular, sizes 1 to 18 . . . . per doz. 0 1 6



869.

869 Straight, triangular, with two eyes for wire, sizes 1 to 12 per doz. 0 2 3

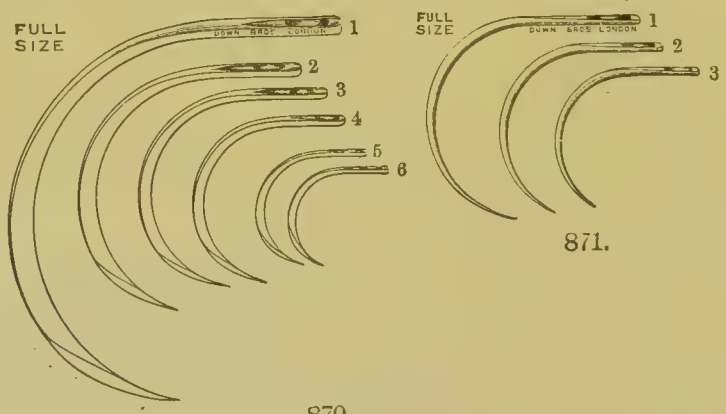

871.

870.

870 Symonds' (Hagedorn type, with reversed shanks) . per doz. 0 2 6

These Needles are classified as follows : No. 1, "Abdominal"; Nos. 2, 3 and 4, "Muscle, Skin and Hernia"; Nos. 5 and 6, "Cleft Palate."

871 Symonds', round bodied . . . . . per doz. 0 2 0

These Needles are classified as follows : No. 1, "Intestinal"; No. 2, "Peritoneum"; No. 3, "Bile Duct, Kidney, Stomach, etc."



872.

872 Varix pins, strong, 4-in. . . . . per doz. 0 2 0

No.

Needles in Handles and with Holders.

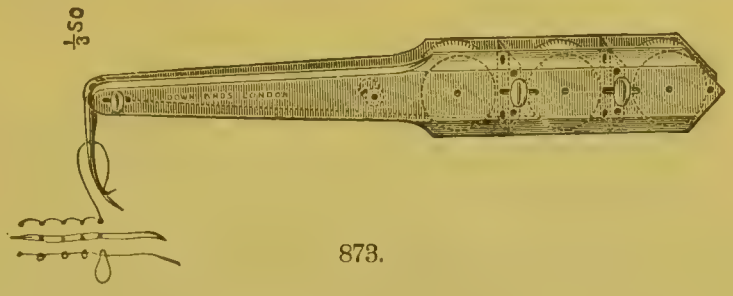

873.

	£	s.	d.
Needles in Handles and with Holders, nickel plated,—			
873 Barker's "Sewing Machine," for Intestinal Surgery, etc., with set of 6 needles . . . . . in case	2	2	0

Spare Needles, each, 2*s*.

Extracted from the "British Medical Journal," July 16, 1898.

I have been experimenting for a year or two past on various forms of needles and holders which might save time by securing greater command over so small an object as a fine needle in awkward situations, and in avoiding the threading of one of these frequently. In the end I have designed an instrument with which the finest needles may be held at any angle clear of the hand, and which only requires to be threaded once before the operation is begun. Moreover, the threads introduced with the needles so held can be used not only for the ordinary interrupted suture, and tied separately, but also (which in some cases is much better) for a row of suture identical with the stitching of many sewing machines, and requiring no knot until the final stitch. I have used this little surgical "sewing machine" now for some months past, on several different kinds of cases, including suture of the intestine and mesentery, and closing skin wounds, with much satisfaction. It has passed through various stages of evolution, and is now, I venture to think, worthy of recommendation to others in its mature form.

The "sewing machine" consists of two thin steel blades. These blades are fitted together parallel to one another, leaving an interval between them in which three reels, 1 inch in diameter, are held, which carry the thread.

The circumference of the metal reels is almost flush with the edges of the blades, so that the pulp of the finger resting upon the latter can stop the play of the reel, or roll it in either direction either to "pay out" thread or to "take in the slack" if any.

The blades are held together by screws with T-shaped heads, which pass through longitudinal slits as the upper blade is laid upon the lower, and are then given one or two turns across the slits. When thus fixed the blades ought to just touch the shoulders of each reel round the axle.

A turn of the T-screws one way or the other affects the adjustment either to hold the reel tightly or loosely.

The narrow ends of the blades are brought together by pressure, and when nearly touching the head of a third T-shaped screw, passes through a longitudinal slit in the upper blade, and when turned crosswise once or twice holds the points together. Between these points the needle is gripped firmly by an extra turn of the screw.

The thread previously wound wet on the reels, which are then boiled, is passed through guiding holes in the stops of the blade, and finally through the oblique hole in the swivelled "grip." It is then passed through the eye of the needle, which is near the point. It can be set at any angle to the blades by turning the swivelled disc, but the relation of the thread to the undermost groove running from the haft of the needle to its eye is not thereby changed. In this way it can be used for a right or left-handed thrust, and can be altered in a moment, without unlocking the blades, and simply with the fingers.

The needle so threaded can be used in several ways. It can be passed through the tissues to be united, and when the point emerges for about

No.

Needles in Handles and with Holders, *continued*,—

half an inch, it is slightly drawn back. This throws the loose portion of the thread on its upper surface into a loop, which can be caught by the fingers and drawn out to any desired length as it unrolls from the reel. When the needle is withdrawn this portion can be cut off and used for one of the interrupted sutures.

But perhaps the best suture, as saving time, is the ordinary sewing-machine stitch—which, I think, is new in surgery. The needle having been passed as before, and the loop caught from the eye, the first loose "tail end" is drawn out without unthreading the needle. The latter is then passed for the next stitch and slightly withdrawn until the loop appears, which is caught and enlarged. Then the loose tail end of the previous stitch is passed through the loop, and the latter is drawn home by withdrawing the needle, the finger meanwhile resting on the reel so as to stop it paying out thread. Then the needle is used as before, the loose end being passed through its loop, just in each case as the shuttle of the sewing machine passes through the loop of the thread as the needle in rising slacks the latter and throws it into a loop. This saves all the time and trouble of tying individual sutures until, of course, the last, which is fastened in the usual way. But care should be taken not to draw the stitches too tight, as one is decidedly inclined to do. Straight and curved needles can be used, from the finest to the coarsest made for the sewing machine.

The two blades come asunder in a moment by turning the T-screws, and can be cleaned easily.

The needle is designed for the smaller sizes of silk; the larger size needle will carry a fairly strong thread, quite enough so for a radical cure of hernia. But the reels will not carry much of the thicker sizes of silk, and, indeed, the latter would not run easily through the needle eye. But the smaller sizes do so readily, and as the reels can be put into position in a moment, if one is used up a fresh one can be inserted. Each handle carries 3 reels, either with different sizes of silk, or with a reserve quantity on one in case the first is used up. One reel will carry 8 yards of stout silk, and of course very much more of the finer sorts, but it is for the use of the latter that the instrument was designed.

Like all sewing machines it requires some slight practice to render its use rapid and easy.



874.

Needles in Handles and with Holders, nickel plated, *continued*,—

		£	s.	d.
874	Barker's, with ring thumb rest . . . . . each	0	1	6

These can now be supplied with patent spring eyes at same price if desired.

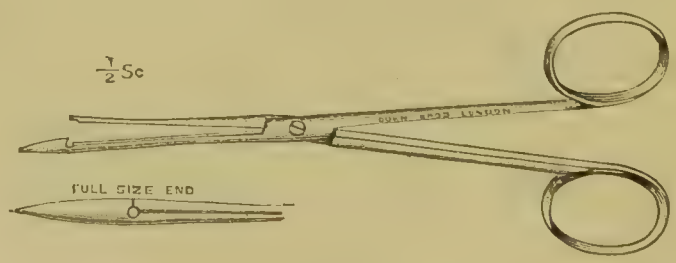

875.

875	Carwardine's "Forceps-Needle," for passing through Piles, small Pedicles, etc. . . . . each	0	9	6

No. **Needles in Handles and with Holders,** *continued,—*

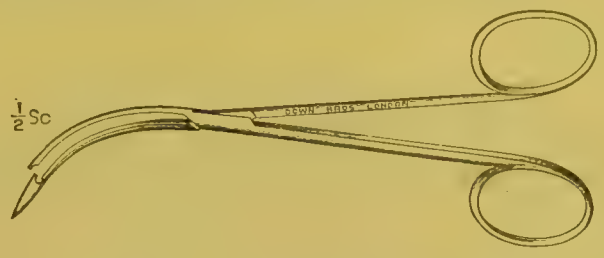

876.

Needles in Handles and with Holders, nickel plated, *continued,—*

		£	*s.*	*d.*
876	Carwardine's "Forceps-Needle," curved. . . . each	0	10	6

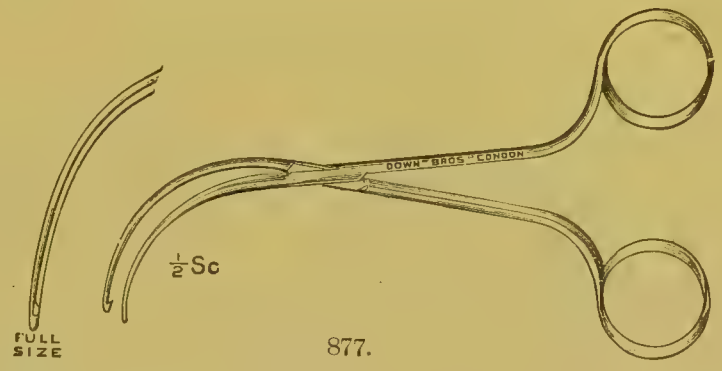

877.

877	Carwardine's "Ligature Forceps" . . . . each	0	9	0
878*	Ditto, with take-off joint . . . . . ,,	0	10	6

These are a modification of the well known Forceps of the late Mr. Greig Smith. They are very much lighter and less in bulk, and equally efficient.

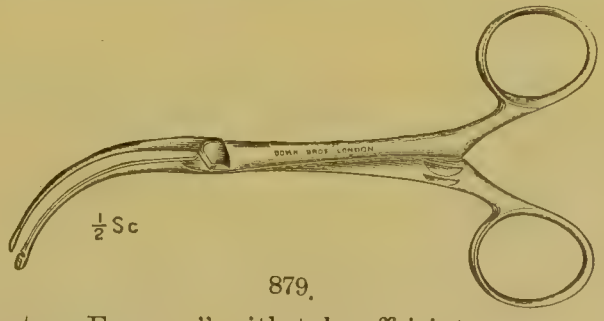

879.

879	Childe's "Ligature Forceps," with take-off joint . . each	0	9	6
880*	Ditto, with screw joint	0	8	0

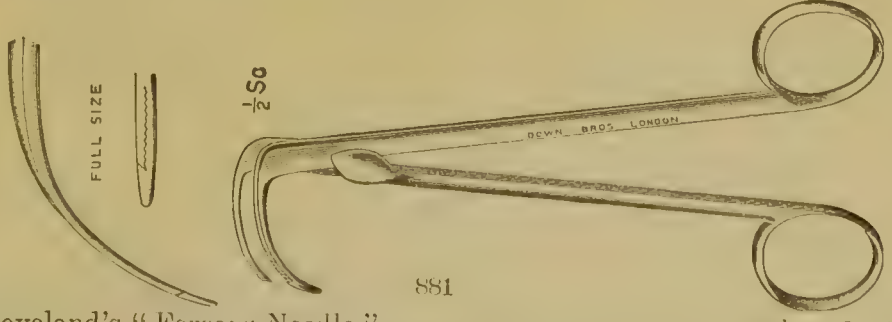

881

881	Cleveland's "Forceps-Needle" . . . . . each	0	15	0

* The items marked thus * are not illustrated.

No. **Needles in Handles and with Holders,** *continued,*—



882.

Needles in Handles and with Holders, nickel plated, *continued,*—

		£	*s.*	*d.*
882	Cullingworth's, fine, forged out of solid . . . . each	0	5	3

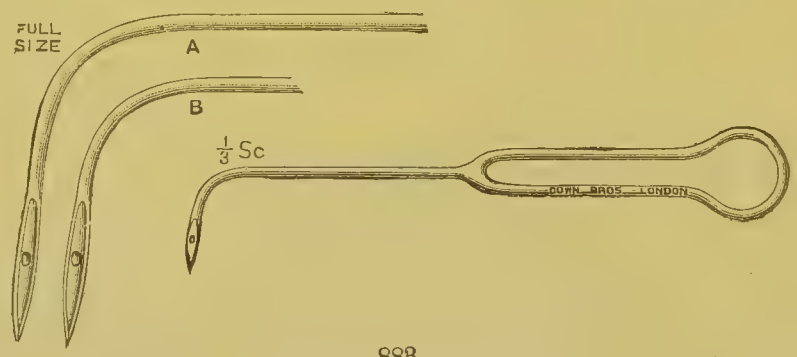

883.

883	Cullingworth's, fine rectangular, for silk, 2 sizes (A and B) each	0	5	6

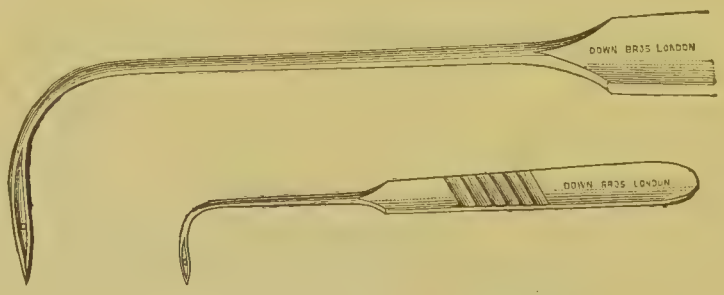

884.

884	Cullingworth's, fine rectangular, small eye for silkworm gut each	0	5	0

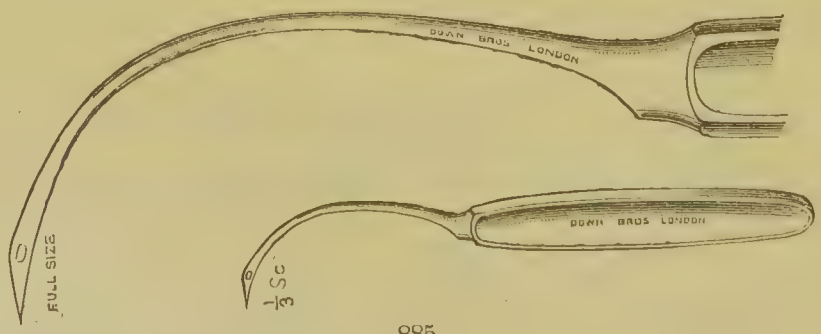

885.

885	Doyen's No. 1, slight curve . . . . each	0	6	6

No.

Needles in Handles and with Holders, *continued*,—

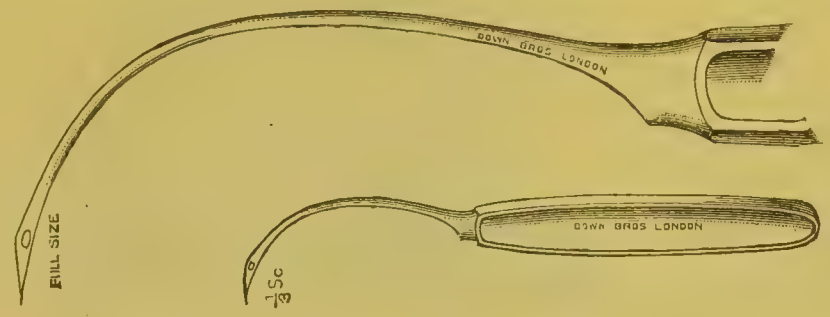

886.

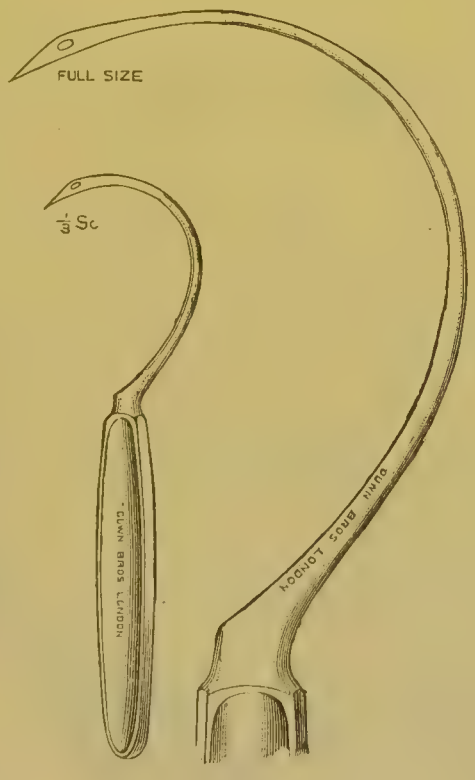

887.

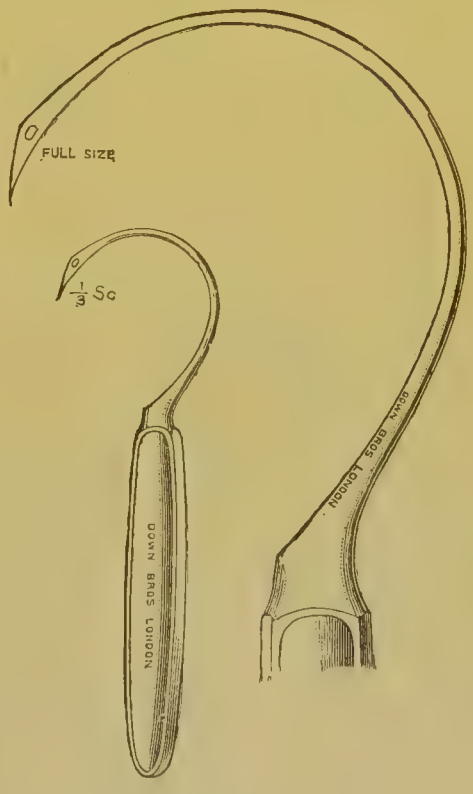

888.

Needles in Handles and with Holders, nickel plated, *continued*,—

		£	*s.*	*d.*
886	Doyen's No. 2, slight curve, extra light . . . . . each	0	6	6
887	Ditto, No. 3, full curve . . . . . „	0	6	6
888	Ditto, No. 4, extra full curve . . . . . „	0	6	6

No. **Needles in Handles and with Holders,** *continued*,—

£ s. d.

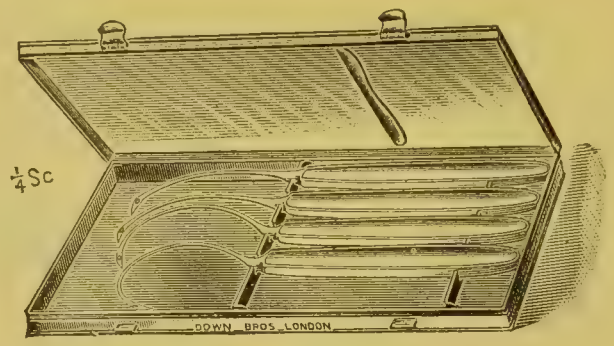

889.

Needles in Handles and with Holders, nickel plated, *continued*,—

889 Doyen's Set of 4, in metal case 1 19 6

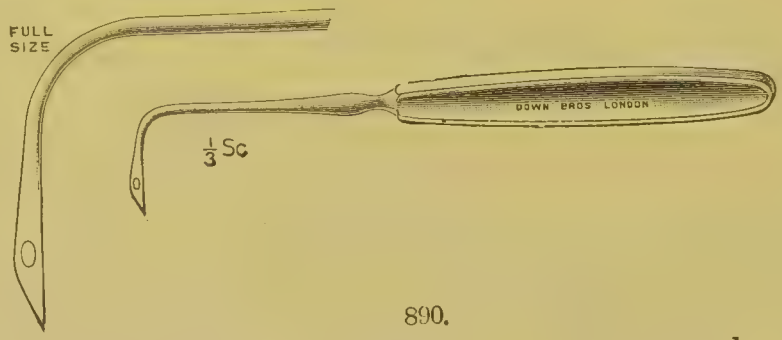

890.

890 Eve's, rectangular curve, with large eye . . . each 0 6 0



891.

891 Elder's, forged out of solid, 4 sizes, 4½, 5, 6, and 7-in. . each 0 4 6
Fistula (*see also pages* 791–793).

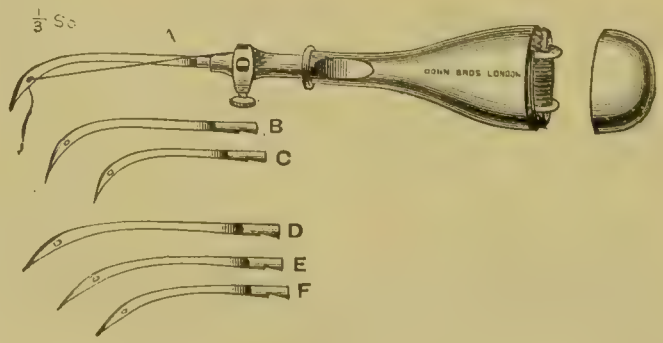

892.

892 Greig Smith's metal holder, with reel . . . . each 0 16 6
Needles to fit same, six shapes (A to F) . . . . „ 0 2 0
Spare Reels for same . . . . . „ 0 1 3

No.

Needles in Handles and with Holders, *continued,*—



893.

	Needles in Handles and with Holders, nickel plated, *continued,*—	£	*s.*	*d.*
893	Greig Smith's . . . . . each	0	7	0
894*	Ditto, with take-off joint . . . . . „	0	8	6

The forceps with blades closed is pushed through the Pedicle, the blades are then opened, and the thread caught and pulled backwards through the opening.



895.



896.

895	Guy's pattern, forged out of solid . . . . . each	0	5	3
896	Ditto, ditto, with long point . . . . . „	0	5	3

Hernia (*see also pages* 79–80).

Intestinal (*see also pages* 890–891).

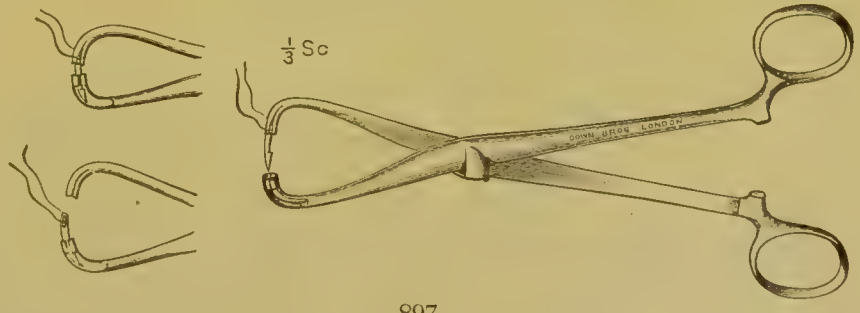

897.

897	Kurz's Holder, with 2 needles . . . . . per set	0	15	0
	Spare Needles . . . . . per doz	0	12	0

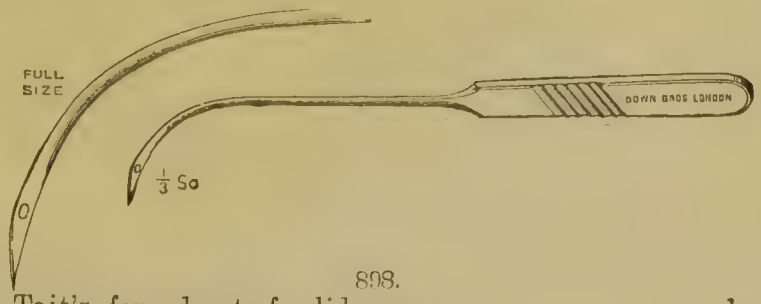

898.

898	Lawson Tait's, forged out of solid . . . . . each	0	4	6
899*	Ditto, extra fine (Lace's, of Bath), 2 sizes . . . „	0	4	9

* The items marked thus * are not illustrated.

No. **Needles in Handles and with Holders,** *continued,*—



900.

£ s. d.

Needles in Handles and with Holders, nickel plated, *continued,*—

900 London Hospital pattern . . . . . each 0 5 0
Nævus (*see also page* 61–63).
Pedicle (*see also pages* 859–861).

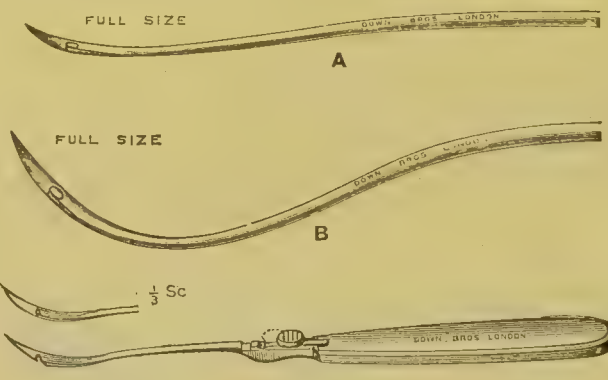

901.

901 Reverdin's, with protected eyes, metal handles, 2 Curves (A and B) each 0 13 6

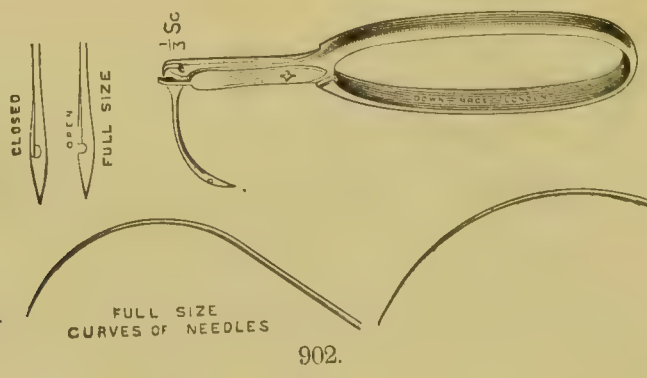

902.

902 Reverdin's Set of 3 Needles, with concealed eyes and Holder, per set, 38*s.*; in metal case 2 2 0

Spare Needles, 7*s.* 6*d.* each.

No. **Needles in Handles and with Holders,** *continued,*—

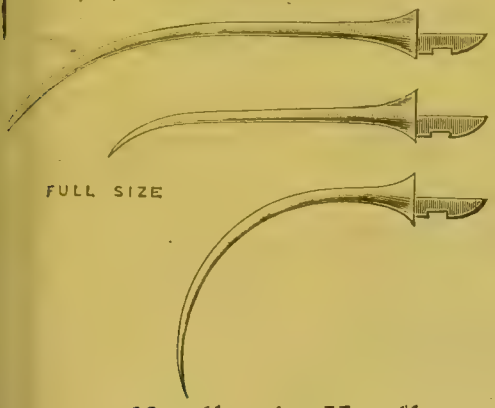

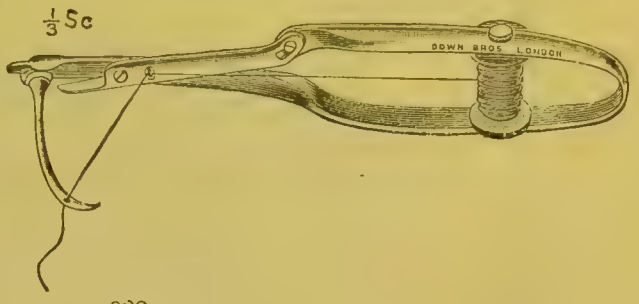

903.

	Needles in Handles and with Holders, nickel plated, *continued,*—	£	*s.*	*d.*
903	Riddell's, combined with Suture Cutter, with bobbin and set of 3 needles . . . . . each	1	13	6
	Spare Needles . . . . . „	0	2	6
	Spare Bobbins . . . . . „	0	1	3

Made to order with extra Spindle and 2 Bobbins, 3*s.* extra.



904.

904	Robinson's "Helix Needle," for continuous suture of the broad ligament. . . . . each	0	19	6

Extract from the "Lancet," July 19, 1902.

THE HELIX NEEDLE.

The "Helix" is a spiral or corkscrew-shaped needle designed with the object of including the broad ligament in a continuous suture in the operation of hysterectomy. The worm of the helix is grooved in order to carry a suture; the point is blunt and the eye is kite-shaped. On threading the needle the suture is drawn into the narrow part of the eye and is thus prevented from slipping during the process of winding it on to its groove. This is done as follows:—After threading the needle the suture is gently held in its groove by the thumb of the left hand which, as the helix is rotated, follows each spiral and so holds the suture in its groove. The groove terminates in a vertical slot, into which the suture is finally placed. The instrument is now ready for use, having a strand of suture held taut and lying in its groove. In using the needle the point is introduced close to the edge of the ligament and is firmly pushed through the tissues on to the forefinger of the left hand. In this manner the helix is made to travel along the ligament, care being taken that whenever the point is being pushed through the tissues the left forefinger ascertains that it has passed completely through, otherwise there would be danger of the point passing between and not through the layers. The handle of the needle is then depressed so as to elevate the point and to bring it into position as much as possible. With an aneurysm needle the free end of the suture can easily be released from the tissues. The next step is the unthreading of the needle, and in order to facilitate this the groove is made to terminate half an inch from the eye so that a pointed needle can easily take hold of the suture and draw it out of the eye. The end of the suture thus freed is held in a pair of clip forceps, while the helix is slowly withdrawn by rotating it in the opposite direction, leaving the suture in its track. By pulling the free ends the suture is tightened and the tissues embraced by the suture are completely strangled. A portion of ligament is now included in a continuous suture, leaving two free ends yet to be dealt with. The distal free end is threaded to an aneurysm needle and carried by it through the tissues, so that when unthreaded there is a loop and free end on the surface of the ligament; these are made into a

No.

Needles in Handles and with Holders, *continued*,—

firm knot. The suture is again tightened by pulling on the remaining free end. All that remains to complete the operation is to deal with the proximal free end in the same manner, except that the pedicle needle is first carried round the edge of the ligament.

F. W. ROBINSON, M.D. ABERD., F.R.C.S. ENG.

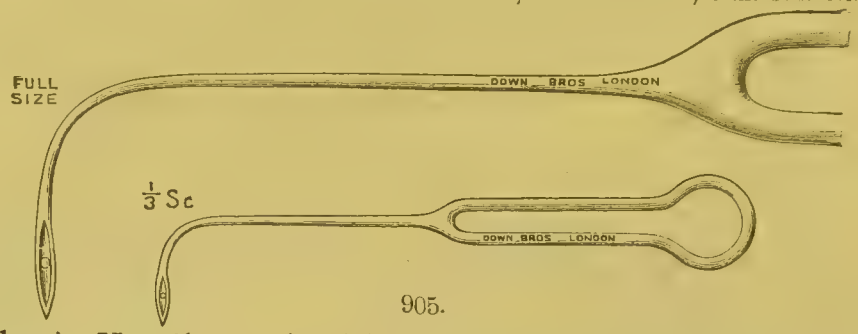

905.

Needles in Handles and with Holders, nickel plated, *continued*,— £ *s.* *d.*

905 Routh's . . . . . each 0 5 6

Ruptured Perineum (*see also pages* 724–727).

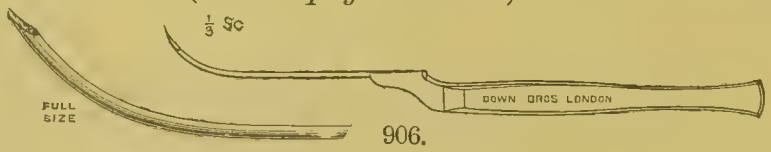

906.

906 Simpson's tubular, metal handle . . . . . each 0 5 6

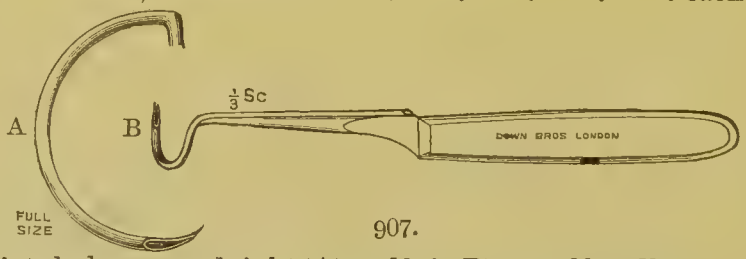

907.

907 Simpson's tubular, curved right (A) and left (B), metal handles each 0 6 6

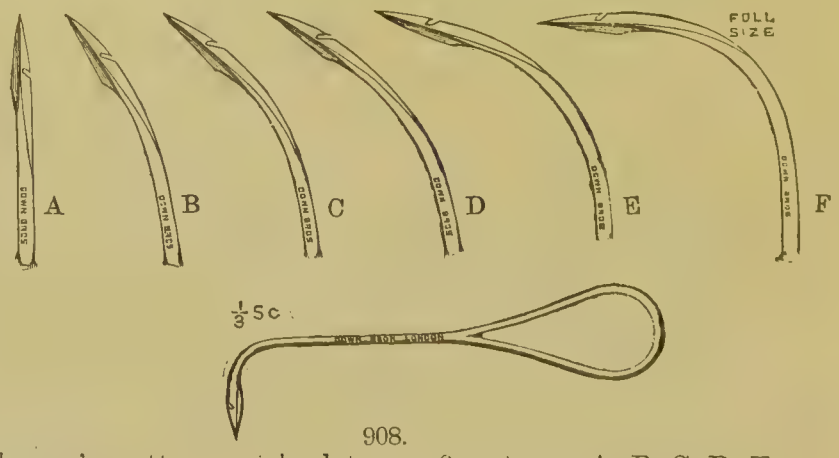

908.

908 St. Thomas's pattern, with slot eyes, 6 patterns, A, B, C, D, E and F . . . . . each 0 2 6

909* Ditto, with ordinary eyes, 6 patterns . . . . ,, 0 2 3

910* Ditto, with patent spring eyes, 6 patterns . . ,, 0 2 6

911* Ditto, ditto, curved right and left . . . . ,, 0 3 6

* The items marked thus * are not illustrated.

No.

Needles in Handles and with Holders, *continued*,—

£ s. d.

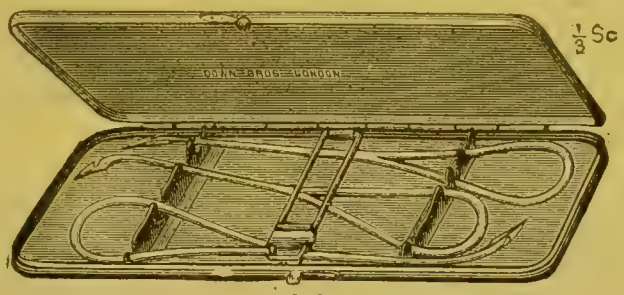

912.

Needles in Handles and with Holders, nickel plated, *continued*,—

912 St. Thomas's pattern, set of 3, with slot or spring eyes, in metal case 0 15 6

913* Ditto, ditto, with ordinary eyes 0 14 9



914.

914 St. Thomas's pattern, fine nævus needle, solid forged . each 0 3 6

Needle Holders.

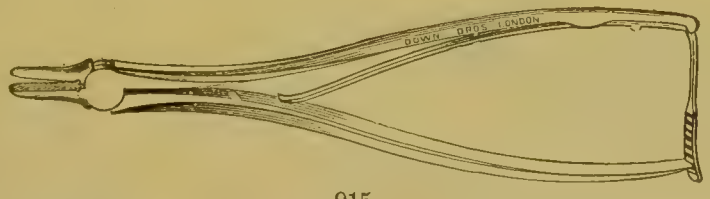

915.

Needle Holders, nickel plated,—

915 Aseptic, to take apart . . . . . each 0 13 6



916.

916 Automatic spring catch, 2 sizes . each, 6-in., 8*s.* 6*d.*; 7-in. 0 9 6

* The items marked thus * are not illustrated.

No.		£	s.	d.

Needle Holders, *continued*,—

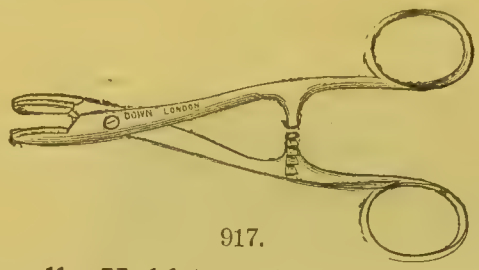

917.



918.

Needle Holders, nickel plated, *continued*,—

917	Bow handles and rack catch . . each, 5-in., 7*s.* 6*d.*; 6-in.	0	8	6
918	Bruce Clarke's . . . each, 5*s.* 6*d.*; with take-off joint	0	6	6

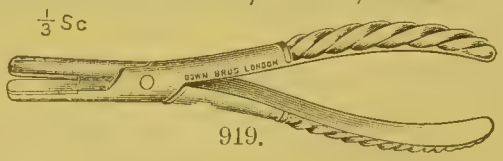

919.

919	Cullingworth's . . . . . each	0	10	3

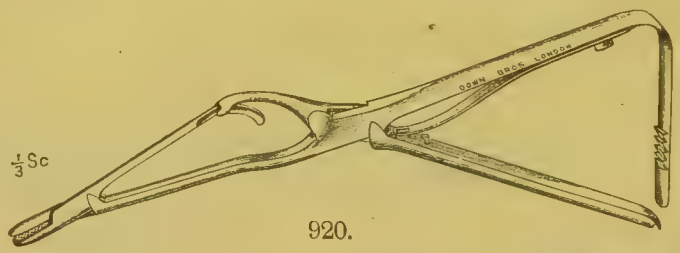

920.

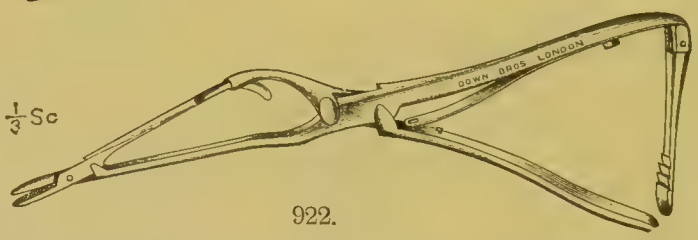

922.

920	Cushing's (known also as Halsted's) . . . . each	1	5	3
921*	Ditto, with Macphail's rack . . . . . ,,	1	7	0
922	Ditto, with Hagedorn's rack (suggested by Dr. Bell, of Lowestoft) . . . . . each	1	7	0

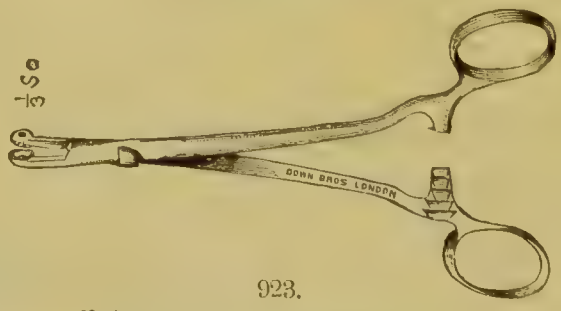

923.

923	Doyen's, with take-off joint . . . . . each	0	10	6

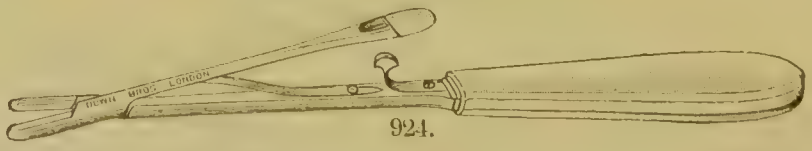

924.

924	Durham's, with metal handle . . . . . each	0	16	6

* The items marked thus * are not illustrated.

No. **Needle Holders,** *continued,*—

£ s. d.



925.

Needle Holders, nickel plated, *continued,*—

925 Emmet's, with metal handle and take-off joint . . each 0 16 6

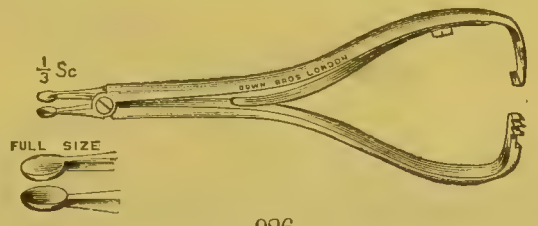

926.

926 Eve's, for small curved needles . . . . . each 0 13 0

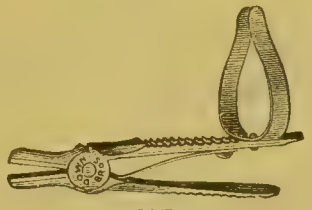

927.

927 Galezowski's . . . . . each 0 4 6

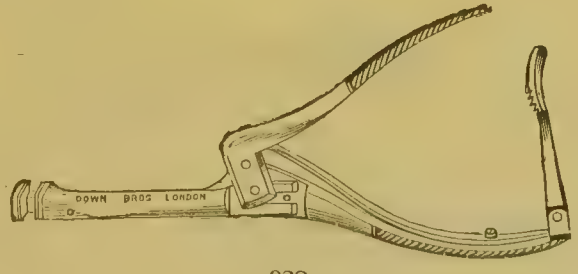

928.

928 Hagedorn's, 2 sizes . . . . each, 6-in. 16*s.* 6*d.*; 8-in. 0 18 6

Halsted's (*see* Cushing's).



929.

929 Lane's, with oblique jaws for curved needles, latest model, each 0 15 0

This instrument is designed to direct the points of the needles downwards, a great convenience when desired to penetrate deeply.

No.	Needle Holders, *continued*,—	£	s.	d.



930.

Needle Holders, nickel plated, *continued*,—

930	Macewen's, combined with silkworm gut cutter . . each	0	17	6



931.

931	Macewen's, modified, with springs between handles . each	1	0	0



932.





934.

932	Macphail's, holds equally well all sizes of needles, both ordinary shape and Hagedorn's . . . . . each	0	13	6
933*	Ditto, extra light model . . . . . „	0	13	6
934	Macphail's, with curved jaws, for fully curved needles . „	0	14	6



935.

935	Pozzi's, for Hagedorn's and ordinary needles . . . each	0	13	6
936*	Ditto, with rectangular jaws . . . . . „	0	14	6



937.

937	Sims', bow handles, with catch, 7-in. . . . . each	0	6	6

* The items marked thus * are not illustrated.

No. **Needle Holders,** *continued*,—

£ *s.* *d.*

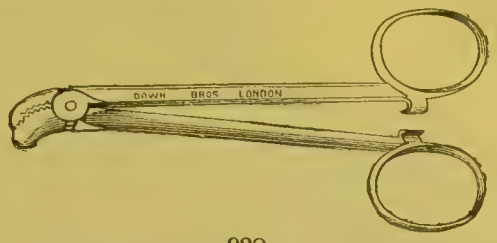

938.

Needle Holders, nickel plated, *continued*,—

938 Spencer Wells', with catch . . . . . each 0 5 6

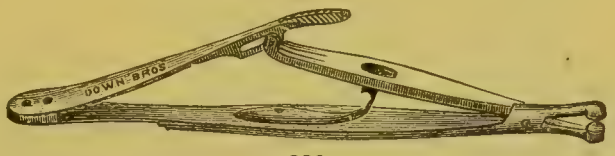

939.

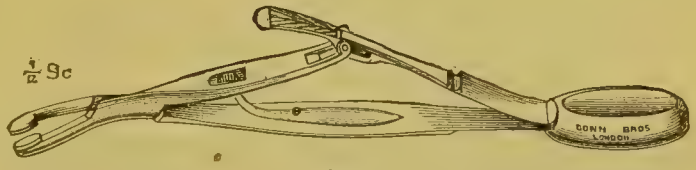

940.

939 Spring . . . . . each 0 13 6
940 Ditto, with metal knob at end . . . . . „ 0 15 6



941.

941 Stanmore Bishop's . . . . each, 6-in, 15*s.* 6*d.*; 7-in. 0 16 6

It is claimed for this pattern that it possesses all the advantages of Macphail's Needle Holder, without the liability to break Curved Needles caused by the extra pressure applied in releasing the Needle in the latter instrument, and that it is therefore equally suitable for Straight or Curved Needles, whether round or flat.

Stevens' for Eye Needles (*see page* 553).



942.

942 Symonds' . . . . . each 0 13 6

No.

Pocket Dressing Instruments.

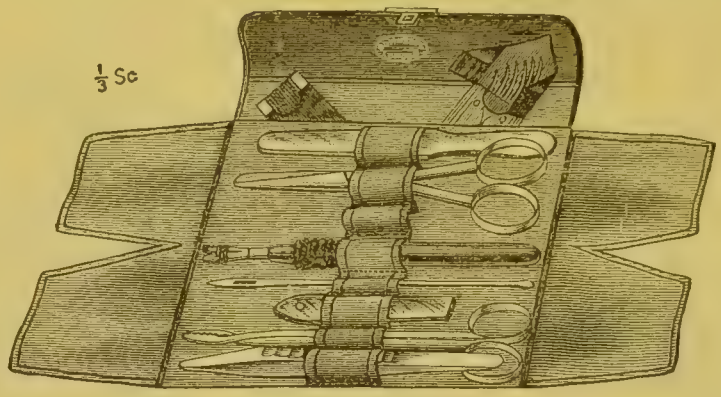

943.

		£	s.	d.
943	**Set.** Containing Dressing Scissors, Bow Dressing Forceps, Spring Forceps, Caustic Case with silver Quill, Spatula, silver Probe, Bleeding Lancet with metal scales, Needles and Silk; the blunt instruments nickel plated, in leather case	0	18	9
944*	**Set.** Containing Dressing Scissors, Bow Dressing Forceps, Spring Forceps, Caustic Case with silver Quill, silver Probe, Director, Gum Lancet, Scalpel, and Abscess Lancet in skeleton metal handles, Needles and Silk; the blunt instruments nickel plated, in leather case	1	6	9
945*	**Set.** Containing Dressing Scissors, Spencer Wells' Artery Forceps, Bow Dressing Forceps, Caustic Case with silver Quill, Spatula, 2 silver Probes, Director, Gum Lancet, Finger Knife, Sharp and Blunt Curved Bistouries, Abscess and Bleeding Lancets in skeleton metal handles, Spring Forceps, 12 Needles in case and card of 4 sizes Silk; the blunt instruments nickel plated, in leather case . .	2	6	0

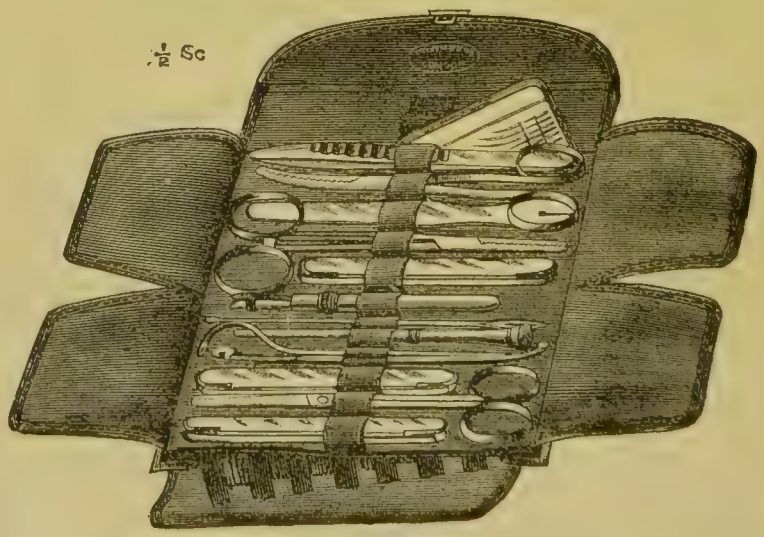

946.

946 **Set** (originally selected by Mr. Clutton). Containing Syme's and Paget's Knives, Double Curved Bistoury, and Finger Knife

* The items marked thus * are not illustrated.

No. **Pocket Dressing Instruments,** *continued,*—

£ *s.* *d.*

and Scalpel with metal handles, pair of Straight Scissors, Bryant's Dressing Forceps, Spencer Wells' Artery Forceps, Mason's Dissecting Forceps, Exploring Trocar, Double Scraper, silver Caustic Case (palladium and silver Quill), Spatula with Frænum Slit, Aneurysm Needle and Director, silver-eyed Probe, tablet of silver Wire and Catgut, and Needles; the blunt instruments nickel plated, in morocco case 3 11 6



947

947 **Set** (originally selected by Mr. Clement Lucas). Containing Large and Small Scalpels, Gum Lancet and Tenotomy Knife, Double Curved Bistoury and Double-edge Scalpel, and Large Paget's Knife with metal scales, Bryant's Torsion Forceps, Bow Dressing Forceps (serrated to joint), Dressing Scissors, Scissors curved on flat, silver Trocar and Caustic Case (palladium and silver Quill), Spring Forceps, silver Female Catheter, Lucas' steel Probe and Scoop, silver Probe, Aneurysm Needle and Director, 1 Bleeding Lancet, tablet of Silk and Wire, and assortment of Needles; the blunt instruments nickel plated, in morocco stitched case . . 4 15 0

948* **Set** (originally selected by Mr. Golding-Bird). Containing Double Curved Bistoury, Hernia Bistoury and Paget's Knife, Tenotomy and Gum Lancet, Special Scalpel with Scraper at end (all with metal handles), Hernia Director and Aneurysm Needle, Bow Dressing Forceps (serrated to joint), Fenestrated Artery Forceps, Lawson Tait's Artery Forceps, Spring Forceps, Dressing Scissors with take-off joint, steel Lupus Scraper, silver Hydrocele

* The items marked thus * are not illustrated.

No. **Pocket Dressing Instruments,** *continued,*—

	£	s.	d.
Trocar and Caustic Case (palladium and silver Quill), Long Exploring Trocar in metal case, silver Female Catheter, silver Director and Ear Scoop, 2 silver Probes, gilt Sinus Probe, 2 Hare-lip Pins, tablet of Silk and Wire, and assortment of Needles; the blunt instruments nickel plated, in morocco stitched case	5	7	0
In russia case	5	13	6
949* **Set** (originally selected by Mr. Jacobson). Containing Double Curved Bistoury, Large and Small Scalpels, Syme's and Paget's Knives (all with metal handles); Bryant's Dressing Forceps, Dissecting Forceps, Bryant's Torsion Forceps, Fenestra Artery Forceps, Spencer Wells' Artery Forceps, Dressing Scissors (blunt points), Scissors curved on flat, Silver Trocar and Caustic Case (palladium and silver Quill), Belloc's Sound for Epistaxis, Double Instrument for removing foreign bodies from the Eye, steel Spade Director, Director and Aneurysm Needle, silver Female Catheter, 2 silver Probes, 3 Harelip Pins, tablet of Silk and Wire, and assortment of Needles; the blunt instruments nickel plated, in morocco stitched case	5	12	0
950* **Set** (originally selected by Mr. Bryant). Containing Straight, Sharp, and Probe Curved Bistouries, Double-edge Scalpel and Bryant's Abscess Knife, Tenotomy and Gum Lancet, Special Scalpel with scraper end (all with metal handles); Bryant's Torsion Forceps, Bow Dressing Forceps (serrated to joint), Fenestrated Artery Forceps, Straight Dressing Scissors, Bryant's Angular Sinus Scissors, Spring Forceps, steel Lupus Scraper, Double Instrument for removing foreign bodies from the Eye, Grooved Exploring Needle, silver Female Catheter, silver Caustic Case (palladium and silver Quill), and Trocar grooved to point, Aneurysm Needle and Director, silver Grooved Probe, 2 silver Probes, gilt Sinus Probe, tablet of Silk and Wire, and assortment of Needles; the blunt instruments nickel plated, in morocco stitched case	5	16	0
In russia case	6	4	0
951* **Set.** Containing Probe and Sharp Curved Bistouries, Syme's and Paget's Knives, Scalpel and Finger Knife (all with metal handles); Bryant's Dressing Forceps, Dissecting Forceps, Spencer Wells' Artery Forceps, Dressing Scissors, silver Caustic Holder (palladium and silver Quill), Exploring Trocar, Plated Spatula, Director and Ear Scoop, silver Probe, Needles and Silk; the blunt instruments nickel plated, in morocco case	3	2	0

* The items marked thus * are not illustrated.

No.

Pocket Dressing Instruments, *continued*,—

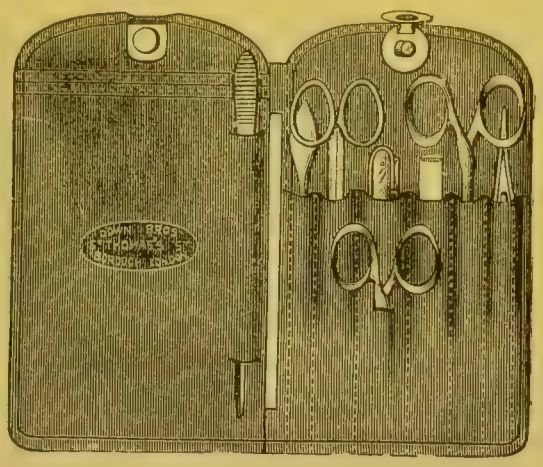

952.

£ s. d.

952 **Set** (Mr. H. P. Symonds', of Oxford). Containing Four-bladed Knife with metal handle (Blunt and Sharp Curved Bistouries, Finger Knife, and Paget's Knife), Lund's Spring Forceps with scraper end, Liston's Artery Forceps, Spencer Wells' Artery Forceps, pair small ditto (3-in.), Straight Dressing Scissors, steel Director, steel Probe and Scraper, Needles for Wire and Silk, and Tablet with supply of Wire and Silk; the whole of blunt instruments nickel plated, in neat very flat morocco case for breast pocket . 2 14 6

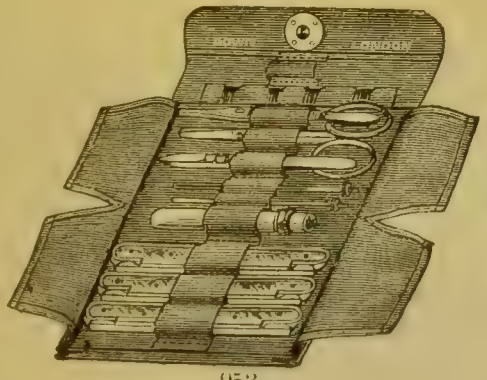

953.

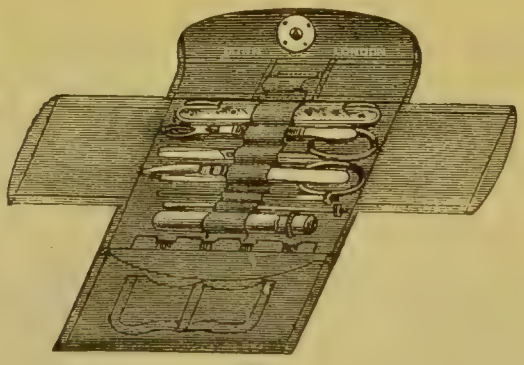

954.

953 **Set, "Miniature."** Containing Syme's Knife and Gum Lancet, Double Bistoury, Scalpel and Finger Knife with metal handles, silver Caustic Case, Spring Forceps, Liston's Artery Forceps, Dressing Scissors, Probe, Grooved Needle and Director, with tablet of Silk, Wire and Needles; the blunt instruments nickel plated, in russia case . . . 2 14 0

954 **Set, "Miniature."** Containing Scalpel and Paget's Knife, metal handle, Fenestra Artery Forceps, Dissecting Forceps, Dressing Scissors, silver Caustic Case, Probe, Grooved Needle and Director, tablet of Silk, Wire and Needles; the blunt instruments nickel plated, in russia case . . . 2 0 0

No. **Pocket Dressing Instruments,** *continued*,—

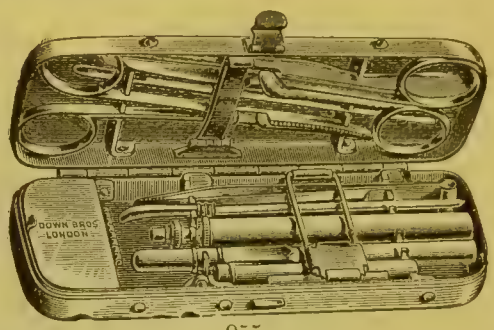

955.

Aseptic Metal Pocket Cases,— £ *s.* *d.*

955 **Set** (for Nurses). Containing Dressing Scissors and Bryant's Dressing Forceps with take-off joints, Tongs pattern Dissecting Forceps, Hypodermic Syringe, silver Probe, Spatula, Director and Scoop, Clinical Thermometer and Pulse Glass; all blunt instruments nickel plated 1 19 6

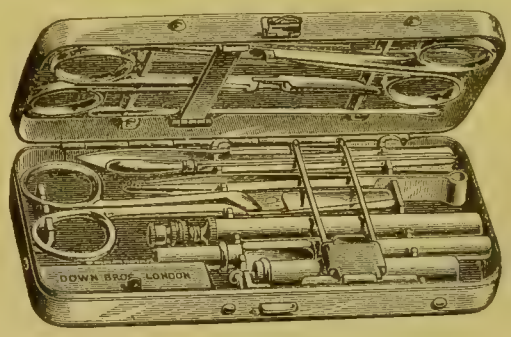

953.

956 **Set** (for Nurses). Containing Dressing Scissors, Bryant's Dressing Forceps, and Lister's Sinus Forceps with take-off joints, Tongs pattern Dissecting Forceps, Scalpel, Hypodermic Syringe, silver Probe, Spatula, Director and Scoop, Clinical Thermometer and Pulse Glass; all blunt instruments nickel plated 2 8 6

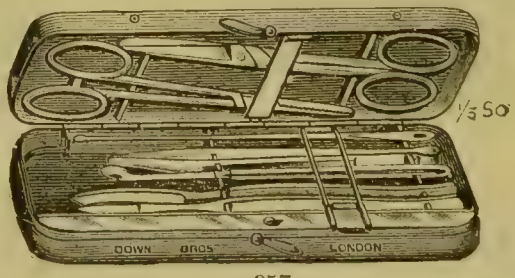

957.

957 Mr. Eve's. Containing Scalpel and Paget's Knife, forged out of solid steel, Dressing Scissors, and Spencer Wells' Artery Forceps (fine pointed, useful also for inserting drainage tubes) with take-off joints, Dissecting Forceps, Scraper and Director, silver Probe, Silk and Wire on metal tablet, and Needles; the blunt instruments and handles of knives and scissors nickel plated 2 2

No.

Pocket Dressing Instruments, *continued*,— £ s. d.



958.

Aseptic Metal Pocket Cases, *continued*,—

958 Church Missionary Society's Model, containing,—Scalpel, Paget's Knife forged out of solid steel, Spencer Wells' Artery Forceps, Dissecting Forceps, Dressing Scissors, Exploring Trocar in metal case, steel Lupus Scraper and Director, silver Caustic Case with quill of palladium alloy and fitted with piece of toughened caustic, silver Probe, metal Tablet of Silk and Wire and assortment of Needles ; the blunt instruments and handles of knives and scissors nickel plated 2 10 0

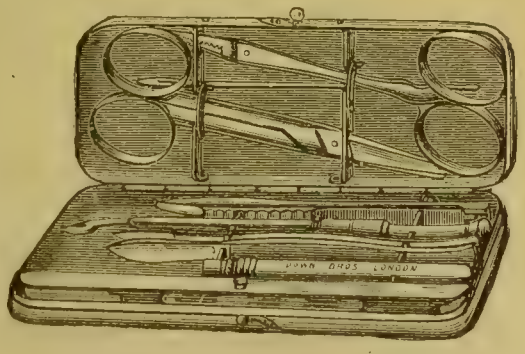

959.

959 Dr. Leeson's (a compact case designed to carry all that is necessary in the ordinary emergencies of practice). Consisting of Paget's Knife and Scalpel in solid forged-steel handles, Dressing Scissors, Spring Forceps and Spencer Wells' Artery Forceps (all with take-off joints), Lupus Scraper and Director, Exploring Trocar in metal case, silver Caustic Case with palladium Quill, silver Probe, Silk and Wire on metal tablet, and Needles; the blunt instruments and handles of knives and scissors nickel plated 2 15 0

No. **Pocket Dressing Instruments,** *continued*,—

£ s.

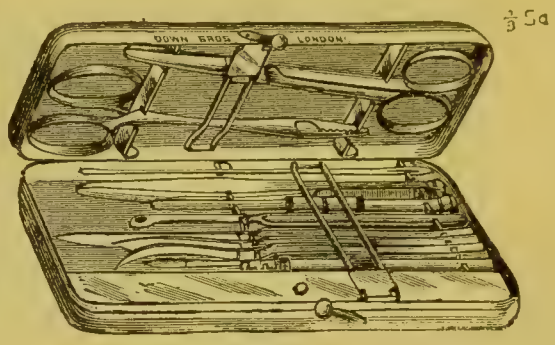

960.

Aseptic Metal Pocket Cases, *continued*,—

960 Containing Scalpel, Finger, Paget's, and Syme's Knives forged out of solid steel, Dressing Scissors, and Spencer Wells' Artery Forceps with take-off joints, Dissecting Forceps, Scraper and Director, Exploring Trocar in metal case, silver Caustic Case with palladium Quill, silver Probe, Silk and Wire on metal tablet, and Needles; the blunt instruments and handles of knives and scissors nickel plated 3 3

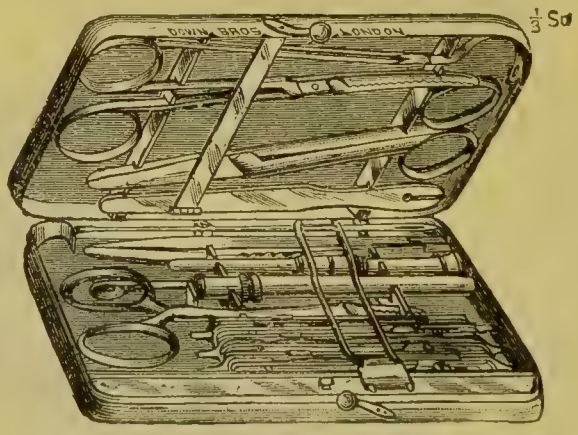

961.

961 Fitted complete, containing Syme's and Paget's Knives, Double-Curved Bistoury, and Finger-knife and Scalpel (in metal handles, to take apart); Dressing Scissors, Spencer Wells' Artery Forceps, Bryant's Dressing Forceps and Dissecting Forceps (all with take-off joints); Exploring Trocar, with metal handle, Double Scraper, silver Caustic Case (palladium Quill), Spatula, with Frænum Slit, Aneurysm Needle and Director, silver Probe, Silk and Wire on metal tablet, and Needles; the blunt instruments and handles of knives and scissors nickel plated 4 10

No. **Pocket Dressing Instruments,** *continued*,—

£ s. d



962.

Aseptic Metal Pocket Cases, *continued*,—

962 Containing Finger Knife, Curved Sharp and Blunt Bistouries, Paget's and Syme's Knives and Scalpel (all forged entirely out of solid steel); Dressing Scissors, Spencer Wells' Artery Forceps and Spring Forceps (all made to take apart at the joints); Exploring Trocar in metal case; Double Scoop, for Lupus, etc.; silver Caustic Case, with palladium Quill; Aneurysm Needle and Director; silver Probe; Silk and Wire, fitted on metal tablet, and Needles; the blunt instruments and handles of knives and scissors nickel plated 3 13 6



963.

963 Navy Regulation. Containing Straight Sharp Bistoury, Curved Sharp Bistoury, Curved Probe Bistoury, Paget's Knife, Syme's Abscess Knife, all forged out of solid steel; 2 Spencer Wells' Artery Forceps, Dressing Scissors with take-off joints, Tongs pattern Dissecting Forceps, Aneurysm

No. **Pocket Dressing Instruments,** *continued*,—

£ s.

Aseptic Metal Pocket Cases, *continued*,—

Needle and Director, Stevens' Vaccinator, Silver Caustic Case and Trocar (palladium and silver Quill), Silver Probe, Hypodermic Syringe, Clinical Thermometer, All Metal Antitoxin Syringe 10 c.c., Silver Wire and Silk on Metal Tablet, ½-doz. Needles, the blunt instruments and handles of knives and scissors nickel plated . . . 5 5

If with platinum-iridium needles to the Hypodermic Syringe, 1*s.* 3*d.* per needle extra.

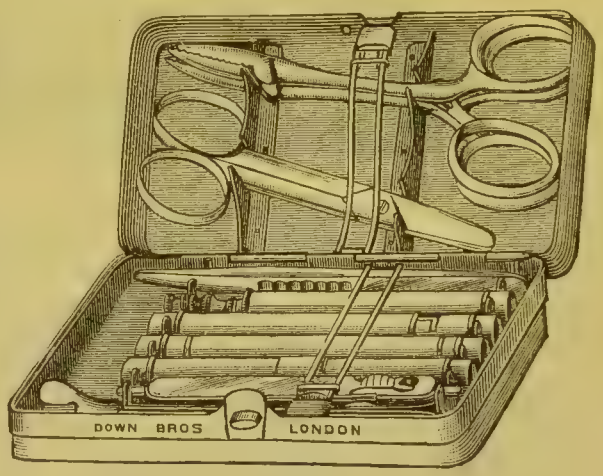

964.

964 Army Regulation. Containing Syme's Knife and Scalpel with metal take-off scales; 2 pairs Greig Smith's Artery Forceps with take-off joint; Dissecting Forceps, Scissors, Hypodermic Syringe, Tabloids in metal case, Director, silver Probe, Clinical Thermometer in bayonet-catch case, and Needles, Silk and Wire in metal case. . . . 3 12 6

Leather Pocket Cases, empty (as used for the sets described, *pages* 198–201),—

Roan leather, No. 943, each, 3*s.* 9*d.*; No. 944, 6*s.*; No. 945 . 0 7 6
Morocco leather, No. 946, each, 10*s.* 6*d.*; No. 947, 10*s.* 6*d.*; No. 948, 12*s.*; No. 949, 13*s.* 6*d.*; No. 950, 14*s.* 6*d.*; No. 951, 9*s.* 6*d.*; No. 952 . . . . . 0 6 0
Pig-skin, No. 946, 14*s.* 6*d.*; No. 948 . . . . . 0 15 6
Russia, No. 948, 18*s.* 6*d.*; No. 950, £1 2*s.* 6*d.*; No. 953, 9*s.* 6*d.*; No. 954 . . . . . 0 10 6

Sterilizable Pocket Cases, empty, made of Kharki, for steaming in sterilizers. For the sets of instruments described, *pages* 199–201. No. 948, each, 7*s.* 6*d.*; No. 952, 3*s.* 6*d.*; No. 954 . . . . . 0 3 6

No.

Pocket Dressing Instruments, *continued*,—



965.



968.

No.		£	s.	d.
	Nurses' Chatelaines, nickel plated, fitted,—	s.	d.	
965	One Chain, with 4 legs	5	0	
	Fitted with—			
	Scissors, nickel-plated shanks	2	6	
	Spatula, with ring	1	9	
	Spring Forceps, with ring, nickel plated . . .	3	0	
	Silver Probe, with loop	1	6	
		——		0 13 9
966*	Three Chains, with 6 legs	6	9	
	Fitted with—			
	Scissors, nickel-plated shanks	2	6	
	Bow Dressing Forceps, nickel plated	3	0	

* The items marked thus * are not illustrated.

No.

Pocket Dressing Instruments, *continued*,—

£ s. d.

Nurses' Chatelaines, nickel plated, fitted, *continued*,—

	s.	d.	£	s.	d.
Spring Forceps, with ring, nickel plated	3	0			
Spatula, with ring	1	9			
3-feet Spring Measure, with ring	2	0			
Silver Probe, with loop	1	6			
			1	0	6

967* Four Chains 5 6

Fitted with—

Dressing Scissors, nickel-plated shanks	2	6			
Spatula, with ring	1	9			
Spring Forceps, with ring, nickel plated	3	0			
Silver Probe, with loop	1	6			
			0	14	3

968 Six Chains 6 6

Fitted with—

Dressing Scissors, nickel-plated shanks	2	6			
Bryant's Bow Dressing Forceps, nickel plated	3	3			
Spring Forceps, with ring, nickel plated	3	0			
Spatula, with ring	1	9			
3-feet Spring Measure, with ring	2	0			
Silver Probe, with loop	1	6			
			1	0	6

Nurses' Chatelaines, nickel plated (without instruments),—

One Chain (as No. 965), with 4 legs	each	0	5	0
Three Chains (as for No. 966*), with 6 legs	„	0	6	9
Four Chains (as for No. 967*), each, 5*s.* 6*d.*; extra long (17-in.)		0	6	6
Six Chains (as No. 968), each, 6*s.* 6*d.*; extra long (17-in.)		0	7	6

Pincushions, with rings, for chatelaines,—

969* Diamond shape	each	0	0	6
970* Red Cross pattern	„	0	1	3

* The items marked thus * are not illustrated.

No. **Pocket Dressing Instruments,** *continued,—*



971.



972.



973.

Nurses' Wallets, fitted,—

		s.	*d.*	£	*s.*	*d.*
971	Morocco	3	6			
	Containing—					
	Bow Dressing Forceps (Bryant's), nickel plated	3	3			
	Spring ditto, nickel plated	2	3			
	Dressing Scissors, nickel-plated shanks	2	6			
	Director and Ear Scoop	1	3			
	Silver Probe	0	10			
	Pulse Glass	0	11			
	Clinical Thermometer	1	0			
	Pincushion (red cross pattern)	1	3			
				0	16	9
972	The same as above, but with cover to Wallet			0	17	9
973	Pocket Book form	8	3			
	Containing—					
	Dressing Forceps (Bryant's), nickel plated	3	3			
	Spring ditto, nickel plated	2	3			
	Dressing Scissors, nickel-plated shanks	2	6			
	Director and Ear Scoop	1	3			
	Silver Probe	0	10			
	Spatula	1	6			
	Pulse Glass	0	11			
	Clinical Thermometer	1	0			
	Pincushion (red cross pattern)	1	3			
				1	3	0

No.

Pocket Dressing Instruments, *continued*,—



974.



975.

Nurses' Wallets, fitted, *continued*,—

		s.	*d.*	£	*s.*	*d.*
974	Morocco	5	3			
	Containing—					
	Bryant's Dressing Forceps, nickel plated . . .	3	3			
	Spatula	1	6			
	Silver Probe	0	10			
	Dressing Scissors, nickel-plated shanks . . .	2	6			
	Nail Scissors „ „ . . .	2	0			
	Spring Forceps, nickel plated	2	3			
	Tape Measure	1	6			
	Pincushion	0	6			
				0	19	7
975	The same as above, but with cover to Wallet . . .			1	1	0

No.

Pocket Dressing Instruments, *continued,*—



976.

Nurses' Wallets, fitted, *continued,*—

		s.	d.	£	s.	d.
976	Bag Shape, fitted with removable sterilizable lining .	6	0			
	Containing—					
	Dressing Forceps (Bryant's), nickel plated . . .	3	3			
	Spring ditto, nickel plated	2	3			
	Dressing Scissors, nickel-plated shanks . . .	2	6			
	Nail Scissors „ „	2	0			
	Director and Ear Scoop	1	3			
	Silver Probe	0	10			
	Spatula	1	6			
	Pulse Glass	0	11			
	Clinical Thermometer	1	0			
	3-feet Tape Measure	1	6			
	Pincushion (red cross pattern)	1	3			
		——		1	4	3

No.

Pocket Dressing Instruments, *continued,*—

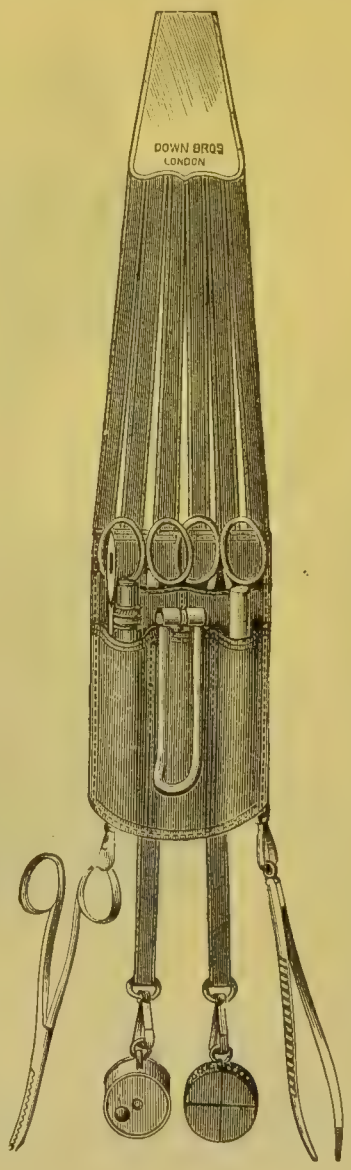

977.

Nurses' Wallets, fitted, *continued,*—

		s.	d.	£	s.	d.
977	Morocco, with pocket and leather straps	5	0			
	Containing—					
	Bryant's Dressing Forceps, nickel plated	3	3			
	Spring ditto, with ring "	3	0			
	Dressing Scissors, nickel-plated shanks	2	6			
	Nail Scissors " "	2	0			
	Silver Probe	0	10			
	Folding Wire Tongue Depressor	3	0			
	Vulcanite Caustic Case, with silver Quill	2	6			
	Clinical Thermometer, in nickel case	1	0			
	3-feet Tape Measure, with ring	2	0			
	Pincushion, with ring	1	0			
				1	6	0

No.

Pocket Dressing Instruments, *continued,*—



978.

Nurses' Wallets, fitted, *continued,*—

		s.	*d.*	£	*s.*	*d.*
978	Morocco	6	9			
	Containing—					
	Bryant's Dressing Forceps, nickel plated	3	3			
	Spring ditto, nickel plated	2	3			
	Dressing Scissors, nickel-plated shanks	2	6			
	Nail Scissors „ „	2	0			
	Curved Dressing Scissors „ „	3	6			
	Silver Female Catheter	4	6			
	Vulcanite Caustic Case, with silver Quill	2	6			
	Spatula	1	6			
	Ear Scoop and Director	1	3			
	Clinical Thermometer, in nickel case	1	0			
	Hypodermic Syringe, with space for tabloids, in plated case	11	6			
	3-feet Tape Measure	1	6			
	Silver Probe	0	10			
	Pincushion	0	9			
		——		2	5	6

No.

Pocket Dressing Instruments, *continued*,—

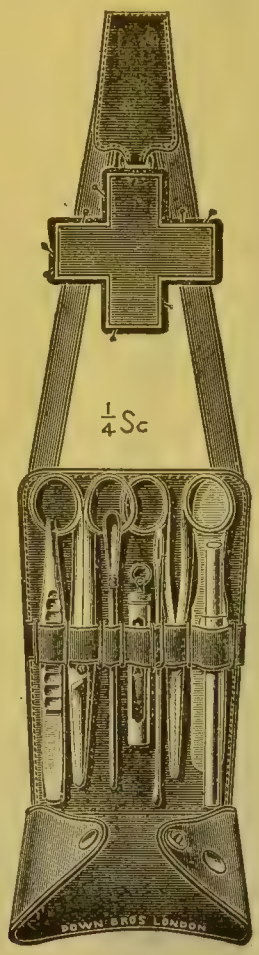

979.



980.

Nurses' Sterilizable Wallets, fitted,—

		s.	*d.*	£	*s.*	*d.*
979	Kharki, with flap to button	3	6			
	Containing—					
	Bow Dressing Forceps (Bryant's), nickel plated	3	3			
	Spring ditto, nickel plated	2	3			
	Dressing Scissors, nickel-plated shanks	2	6			
	Director and Ear Scoop	1	3			
	Silver Probe	0	10			
	Pulse Glass	0	11			
	Clinical Thermometer	1	0			
	Spatula	1	6			
	Pincushion	1	3			
				0	18	3

If with Wallet in Morocco, 19*s.* 3*d.* in light brown Cowhide, £1 0*s.* 9*d.*

980 Kharki, same as above, but with cover fitted complete . . 0 19 3

The Wallet only, 4*s.* 6*d.*; if Morocco 6*s.*; or light brown Cowhide, 7*s.* 6*d.*

No.

Pocket Dressing Instruments, *continued*,—

		£	s.	d.
Nurses' Wallets, empty,—				
Morocco	as No. 971 . . . . each	0	3	6
Ditto, with cover	„ 972 . . . . „	0	4	6
Ditto, pocket-book form	„ 973 . . . . „	0	8	3
Ditto	„ 974 . . . . „	0	5	3
Ditto, with cover	as No. 975 . . . . „	0	6	9
Ditto, bag shape	„ 976 . . . . „	0	6	0
Ditto, with straps	„ 977 . . . . „	0	5	0
Ditto	„ 978 . . . . „	0	6	9
Ditto, as No. 979, each, 4*s.* 6*d.*; light brown Cowhide		0	6	0
Ditto, with cover as No. 980, each, 6*s.*; light brown Cowhide		0	7	6
Kharki, sterilizable	„ 979 . . . . . each	0	3	6
Ditto, ditto, with cover, as No. 980	. . . . „	0	4	6

Artery Forceps (*see pages* 18–27).



981.



½ Sc 982.



983.



984.

Catheters (*see also pages* 704–706),—

981	Female, electro plated, with stopcock . . . . . each	0	3	9
982	Ditto, silver, hall marked . . . . . „	0	4	6
983	Ditto, ditto, ditto, telescopic . . . . . „	0	5	6
984	Ditto, ditto, ditto, telescopic with stopcock . . . „	0	6	6

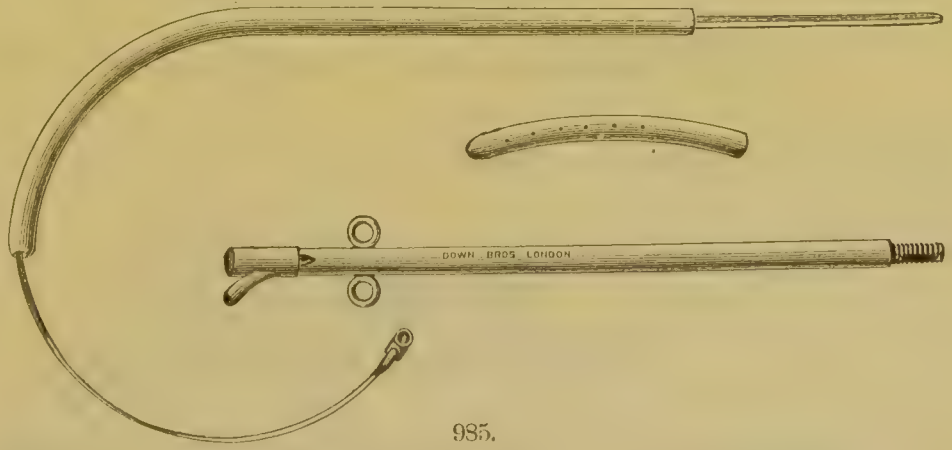

985.

985	Male and Female combined, silver, hall-marked, with Epistaxis plug . . . . . each	0	15	0
986*	Ditto, without plug, each, plated, 7*s.* 6*d.*; silver, hall-marked	0	11	6

* The items marked thus * are not illustrated.

No.

Pocket Dressing Instruments, *continued*,—

£ s. d.



987.

Catheters, *continued*,—

987 Male and Female combined, silver, hall-marked, with Caustic Case (palladium and silver Quill) 0 16 0



988.

Caustic Cases,—

The Cases kept in stock are made to take No. 4 Caustic, unless otherwise specified.

988 Ebony, with gilt Quill . . . . . each 0 2 6
989* Electroplated . . . . . „ 0 3 0



990.

990 Silver, hall-marked (palladium and silver Quill), each, 2½-in., 5*s.* 6*d.*; 3½-in. 0 7 0



991. 992.

991 Silver, ophthalmic, to take No. 7 points . . . . each 0 6 9
992 Ditto, propelling, ditto . . . . . „ 0 13 0



993.

993 Silver, hall-marked (palladium and silver Quill), with Exploring Trocar . . . . . each 0 16 6
994* Ditto, ditto, and Hydrocele Trocar . . . . . „ 0 18 6
995* Ditto, ditto, and Bryant's Grooved Exploring Trocar . „ 0 17 6

* The items marked thus * are not illustrated.

No. **Pocket Dressing Instruments,** *continued*,— £ s. d.

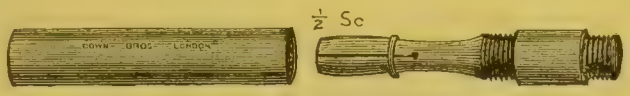

996.

Caustic Cases, *continued*,—

996 Vulcanite, 2 sizes, to take Nos. 4 and 5 points . . . each 0 1 6



997.

997 Vulcanite, as used in Ophthalmic department, St. Thomas's, each 0 1 3

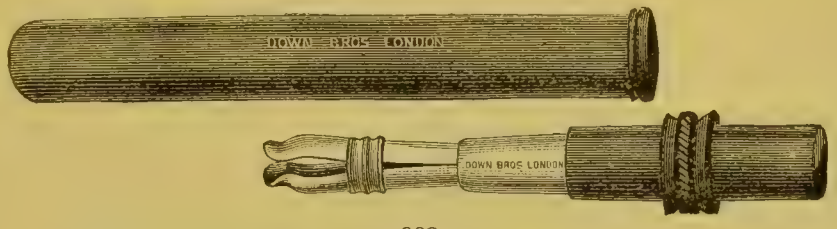

998.

998 Vulcanite, with silver Quill . . . . . each 0 2 6



999.

999 With ring for chatelaine, 3-in., each, plated, 3*s.*; silver, hall-marked 0 7 6



1000.

1000 **Caustic Points,**—

No. 4, toughened, for use with above . . .	per doz.	0	6	0
Nos. 5, 6, and 7, ditto, ditto	„	0	6	0
No. 12, ditto, for Case combined with Catheters (Fig. 987)	„	0	8	6
"Mitigated" (in sizes 4 and 5)	„	0	6	0
Various (in sizes 4 and 5), Copper Sulph., Iron Sulph., Lapis Divinus, Caustic Potass., and Potass. c. Calc. .	per doz.	0	4	0

No. **Pocket Dressing Instruments,** *continued*,—

£ s. d.



1001.

Directors (*see also pages* 68–69),—

1001 Aneurysm Needle and Director, plated . . . . each 0 1 9
Ditto, ditto, steel, nickel plated . . . . . „ 0 3 9



1002.

1002 Ear Scoop and Director . . each, plated, 1*s.* 3*d.*; silver 0 3 0
1003* Ditto, with ring to hang on chatelaine, plated . . each 0 1 9



1004.

1004 Fenestrated Ear Scoop and Director . . . . . each 0 2 3



1005.

1005 Fistula, Allingham's, nickel plated . . . . . each 0 2 6

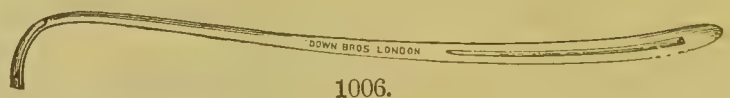

1006.

1006 Hernia and Aneurysm Needle, nickel plated . . . each 0 5 6



269.

269 St. Thomas's pattern, open or closed at end, steel, nickel plated . . . . . each, 5-in. 0 3 9



272.

272 Teale's, steel, nickel plated . . . . . each 0 4 9

* The items marked thus * are not illustrated.

No. **Pocket Dressing Instruments,** *continued*,—

£ s. d.



1007.

Directors, *continued*,—

1007 With Guard and Frænum Slit, 4½ and 5-in., each, plated, 2*s.* 6*d.*; silver 0 4 6
Ditto, ditto, steel, nickel plated . . . . . each 0 4 0



285.

Dissection Forceps, etc., nickel plated (*see also pages* 71–73),—

285 Ordinary plain (not nickel plated), 3-in., 4½, and 5-in. . each 0 1 6

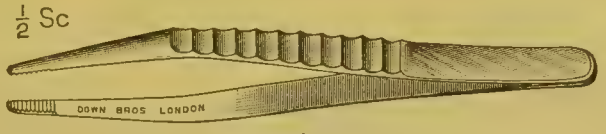

286.



287.

286 With fluted handles, nickel plated, 3, 4½, and 5-in. . . each 0 2 3
287 With hollowed handles, ditto, 4½ and 5-in. . . . „ 0 2 3

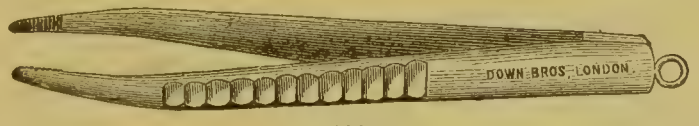

1008.

1008 Fluted handles, with ring for attaching to chatelaine, 5-in., each 0 3 0



289.

289 Greig Smith's, with hollowed blades, 4½ and 5-in. . . each 0 3 6



293.

293 Lund's, with scraper end, 4½-in. . . . . each 0 3 9

No. **Pocket Dressing Instruments,** *continued,*—

£ s. d.



294.

Dissection Forceps, etc., nickel plated, *continued,*—

294 Mason's "shark's teeth" . . . . . each 0 3 0



1009.



1010.

1009 Splinter . . . . . each 0 3 3
1010 Suture, Clover's (for approximating the edges of wounds) . „ 0 3 0



297.

297 Teale's "Surgical Forceps" . . . . . each 0 4 9



298.

298 Tongs pattern, with hollowed handles . . . . each 0 3 6
298*a** Ditto, with ring, to hang on chatelaine . . . . „ 0 4 0



299.

Dissection Forceps, with take-off joints, nickel plated,—

299 With fluted handles, 3, 4, 4½, and 5-in. . . . . each 0 4 3

* The items marked thus * are not illustrated.

No. **Pocket Dressing Instruments,** *continued*,—

£ s. d.



1011.

Dressing Forceps, nickel plated,—

1011 Bow handles, 4½ and 5-in. . . . . each 0 3 0



1012.

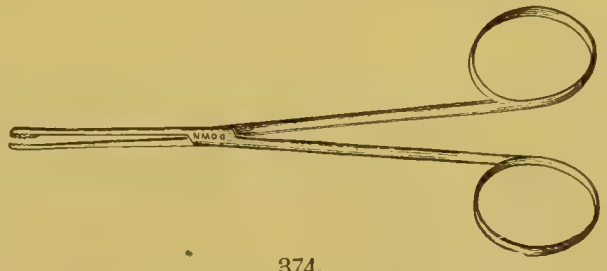

374.

1012 Bow handles, serrated to joints (Bryant's), 4½ and 5-in. . each 0 3 3
374 Ditto, fine points, Lister's Sinus, 5-in. . . . . „ 0 3 6



1013.

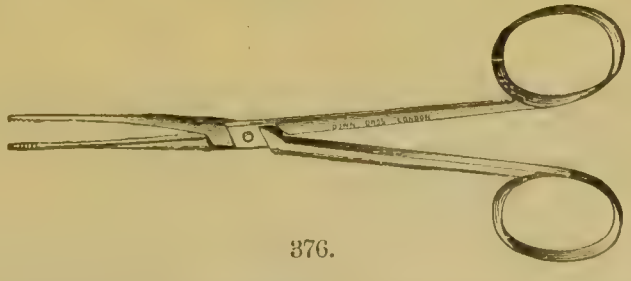

376.

Dressing Forceps, with Aseptic Joints, nickel plated,—

1013 Bryant's, 4½ and 5-in. . . . . each 0 4 3
376 Lister's Sinus, 5-in. . . . . „ 0 4 6

No. | **Pocket Dressing Instruments,** *continued*,—



358.



363.

		£	s.	d.
	Dressing Scissors, nickel-plated shanks (*see also pages* 85–87),—			
358	Angular . . . . . each, 4½-in., 3*s.*; 5-in.	0	3	6
	Ditto, with plain shanks, 5-in. . . . . each	0	3	0
359*	Ditto, Bryant's Sinus . . . . . ,,	0	5	0
363	Curved on flat . . . . . each, 4½-in., 4*s.*; 5-in.	0	4	6

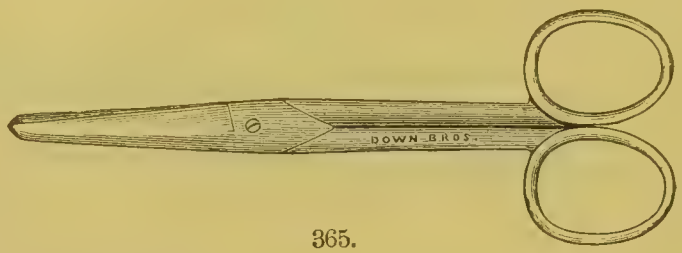

365.



366.

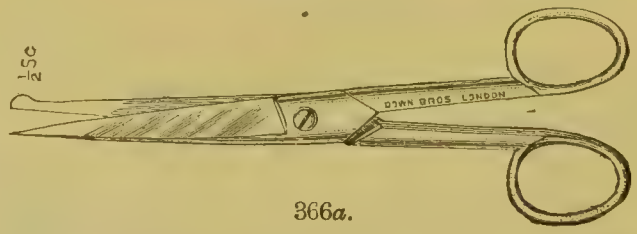

366*a*.

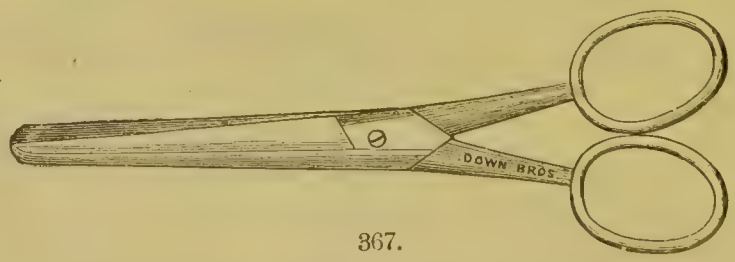

367.

365	Straight "Close Shank," with one point sharp, both points blunt, or both points sharp, each, 3-in., 2*s.*; 4½-in., 2*s.* 3*d.*; 5-in.	0	2	6
	Ditto, ditto, with plain shanks, 5-in. . . . . each	0	2	0
366	Straight "Close Shank," with button points, 5-in. . ,,	0	3	0
366*a*	Straight "Close Shank," with one button point, 5-in. . ,,	0	3	0
367	Straight "Open Shank," with one point sharp or both points blunt . . each, 4½-in., 2*s.* 3*d.*; 5-in., 2*s.* 6*d.*; 5½-in.	0	3	0
	Ditto, ditto, with plain shanks, each, 4½-in., 1*s.* 9*d.*; 5-in., 2*s.*; 5½-in.	0	2	6

* The items marked thus * are not illustrated.

No.

Pocket Dressing Instruments, *continued*,—

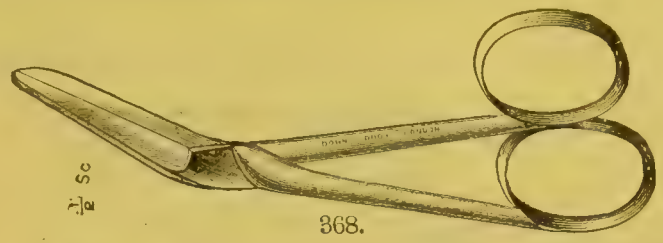

368.

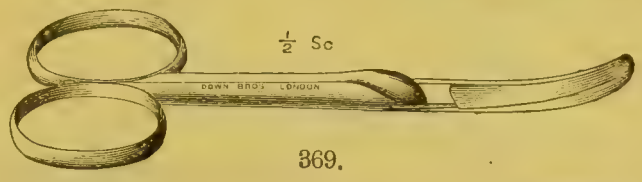

369.

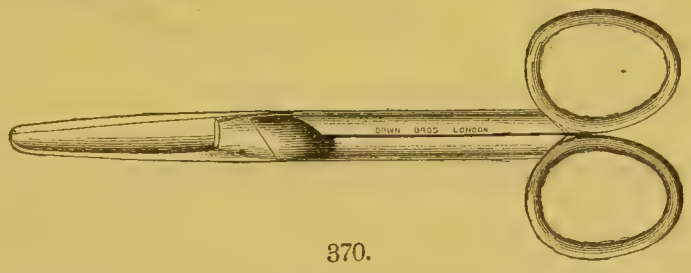

370.

Dressing Scissors, with Aseptic Joints, nickel-plated shanks (*see also page* 87),—

		£	*s.*	*d.*
368	Angular . . . . . each, 4½-in., 5*s.*; 5-in.	0	5	6
369	Curved on flat . . . . . each, 4½-in., 6*s.*; 5-in.	0	6	6
370	Straight . . . . each, 3-in., 4*s.*; 4½-in., 4*s.* 3*d.*; 5-in.	0	4	6

Ear Instruments, for removing foreign bodies (*see pages* 407–409).



1014.

Ear, Eye, and Nose, Double Instrument (for removing foreign bodies from),—

1014	Spud and Ear or Nose Scoop, in metal case . . . each	0	7	6

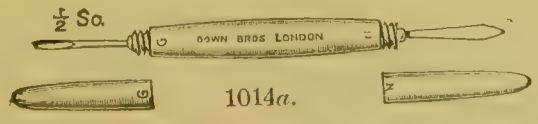

1014*a*.



1015. 1017.

Eye, Double Instruments (for removing foreign bodies from),—

1014*a*	Grooved Spud and Broad Needle, in metal case (Syme's) each	0	7	6
1015	Spud and Broad Needle, in metal case . . . . „	0	7	6
1016*	Ditto, and Curved Needle „ . . . . „	0	7	6
1017	Ditto, and Grooved Spud „ . . . . „	0	7	6

* The items marked thus * are not illustrated.

No. **Pocket Dressing Instruments,** *continued*,— £ s. d.



1018.

1018 **Exploring Needles,** grooved, in metal case . . . each 0 2 0

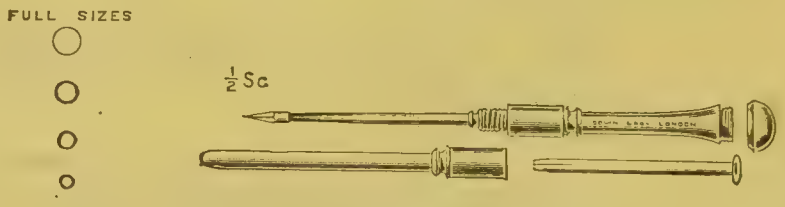

1019.

1019 **Exploring Trocars,** 4 sizes, in metal cases . . . each 0 5 0

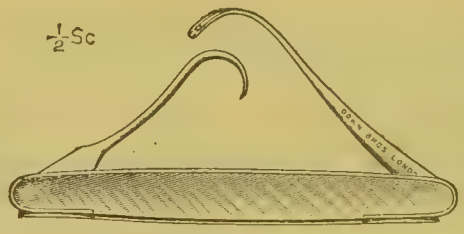

1020.

Knives, etc., Double, with lock backs and metal handles,—

1020 Aneurysm Needle and Tenaculum . . . . . each 0 7 0

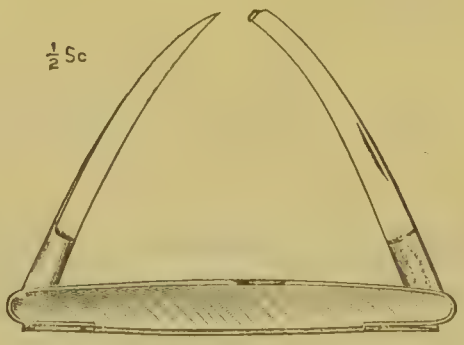

1021.

1021 Bistoury, curved blunt and curved sharp . . . . each 0 7 0

1022* Ditto, straight sharp and curved blunt . . . . „ 0 7 0

* The items marked thus * are not illustrated.

No. **Pocket Dressing Instruments,** *continued*,—

£ s. d.

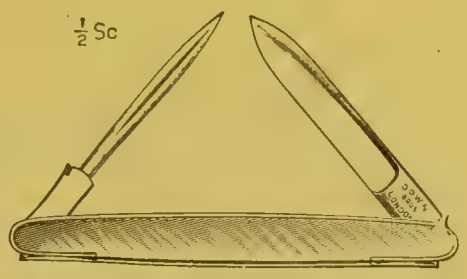

1023.

Knives, etc., Double, with lock backs and metal handles, *continued*,—

1023 Bryant's Abscess Knife and double-edge Scalpel . . each 0 8 0



1024.

1024 Finger Knife and Scalpel . . . . . each 0 7 6

1025* Hernia Knife and straight blunt Bistoury . . . „ 0 8 0

1026* Ditto, and Paget's Knife . . . . . „ 0 8 0

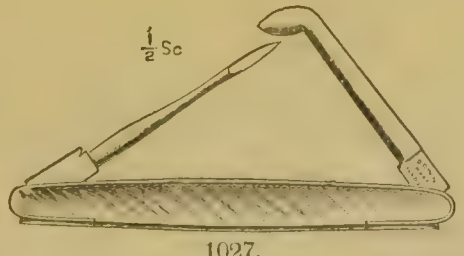

1027.

1027 Lucas's Tenotomy Knife and Gum Lancet . . . each 0 8 0

* The items marked thus * are not illustrated.

No.		£	s.	d
	Pocket Dressing Instruments, *continued,*—			
	Knives, etc., Double, with lock backs and metal handles, *continued,*—			
1028*	Nævus Needle and Aneurysm Needle . . . . each	0	8	0
1029*	Paget's Knife and double-edge Scalpel . . . . „	0	7	0
1030*	Ditto, and Syme's Knife . . . . . „	0	7	0
1031*	Scalpel, double-edge and single-edge . . . . . „	0	7	0
1032*	Ditto, large and small . . . . . „	0	7	0
1033*	Syme's Knife and curved sharp Bistoury . . . . „	0	7	0
1034*	Ditto, and double-edge Scalpel . . . . . „	0	7	0
1035*	Ditto, and Gum Lancet . . . . . „	0	7	0

These Double Knives are also supplied in a smaller size suitable for the "Miniature" Pocket Cases at the same prices.
Cases for Double Instruments, each, leather, 1*s.*; metal, 3*s.*

Knives, etc., Single, with metal handles and lock backs,—

1036*	Bistouries, curved, sharp or blunt . . . . . each	0	4	0
1037*	Ditto, straight, sharp . . . . . „	0	4	0
1038*	Gum Lancets . . . . . „	0	4	0
1039*	Hernia Bistouries . . . . . „	0	5	0
1040*	Needles, Aneurysm or Nævus . . . . . „	0	4	0
1041*	Paget's Knives . . . . . „	0	4	0
1042*	Scalpels, double or single edge . . . . . „	0	4	0

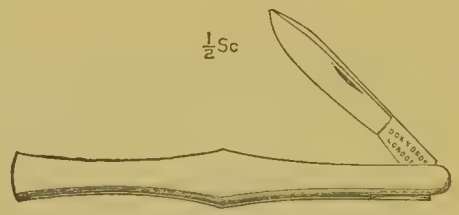

1043.

1043	Scalpel, single edge, with tapering handle, to use as a scraper, each	0	5	0
1044*	Syme's Abscess Knives . . . . . „	0	4	0

Leather Cases for Single Instruments, each, 9*d.*

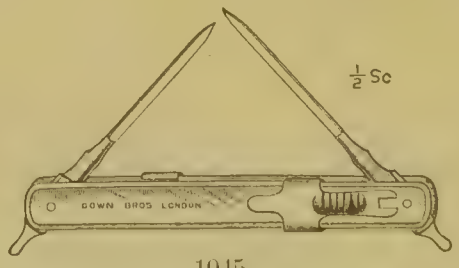

1045.

Knives, Double, Aseptic, to take apart, with metal handles and locks,—

1045	Chiene's Abscess, 2 blade . . . . . each	0	11	0
*1045*a*	Chiene's and Syme's . . . . . „	0	11	0

* The items marked thus * are not illustrated.

Pocket Dressing Instruments, *continued*,—

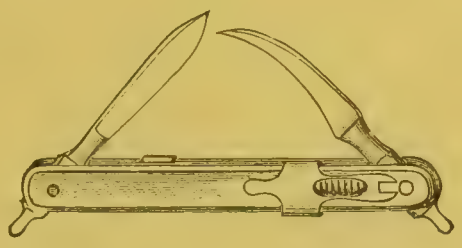

1046.

		£	s.	d.
	Knives, Double, Aseptic, to take apart, with metal handles and locks, *continued*,—			
46	Scalpel and Syme's Knife . . . . . each	0	10	6
47*	Bistoury, curved blunt and curved sharp . . . . „	0	10	6
48*	Bistoury, straight sharp and curved blunt . . . „	0	10	6
49*	Finger Knife and Scalpel . . . . . „	0	10	6
50*	Paget's Knife and double-edge Scalpel . . . . „	0	10	6
51*	Ditto, and Syme's Knife . . . . . „	0	10	6
52*	Syme's Knife and Gum Lancet . . . . . „	0	10	6

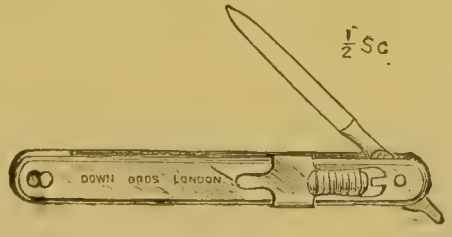

1053.

	Knives, Single, Aseptic, with metal handles and locks,—			
53	Bistouries, straight, sharp or blunt . . . . . each	0	7	0
54*	Ditto, curved, sharp or blunt . . . . . „	0	7	0
55*	Ditto, Hernia . . . . . „	0	7	6
56*	Finger Knives . . . . . „	0	7	0
57*	Gum Lancets . . . . . „	0	7	0
58*	Paget's Knives . . . . . „	0	7	0
59*	Scalpel, single or double edge . . . . . „	0	7	0
60*	Syme's Knives . . . . . „	0	7	0

* The items marked thus * are not illustrated.

No. **Pocket Dressing Instruments,** *continued*,— £ s.

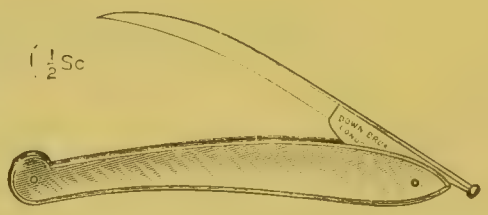

1062.

Knives, etc., Single, with metal skeleton handles,—

1061*	Aneurysm Needles	per doz.	1 13
1062	Bistouries, curved, sharp or blunt	„	1 19
1063*	Ditto, straight, sharp or blunt	„	1 19
1064*	Gum Lancets	„	1 10
1065*	Paget's Knives	„	1 13
1066*	Scalpels	„	1 10
1067*	Seton Needles	each	0 3
1068*	Syme's Knives	per doz.	1 13
1069*	Tenaculums	„	1 10

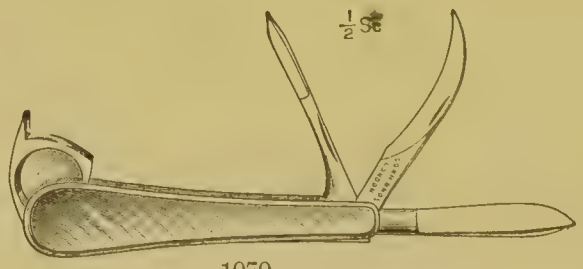

1070.

Knives, three-blade, with metal handles,—

1070	With lens, for skin examination	each	0 13

Leather Cases for above, 1*s.* 3*d.* each.

* The items marked thus * are not illustrated.

Pocket Dressing Instruments, *continued*,—

£ s. d.



1071.

Knives, four-blade, with metal handles,—

1071 Surgeon's Pocket, consisting of Syme's and Paget's Knives, Gum Lancet, and pen blade . . . . . each 0 10 6

1072* Ditto, consisting of Syme's and Paget's Knives and single and double-edge Scalpels . . . . . each 0 12 0

Cases for four-blade Instruments, each, leather, 1*s.*; metal, 3*s.*

1073* Four-blade, with lock backs, metal handles, as made for Mr. H. P. Symonds, of Oxford, consisting of blunt and sharp curved Bistouries, Finger Knife, and Paget's Knife each 0 16 6

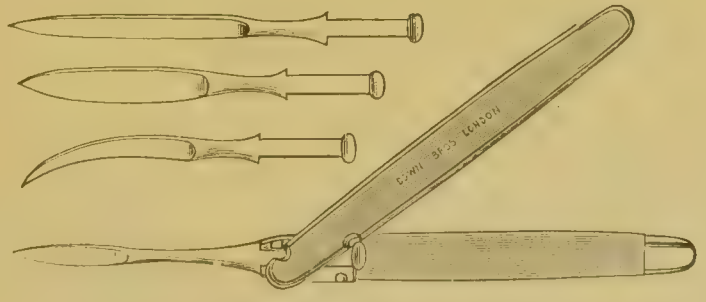

1074.

1074 Four-blade, the blades separate entirely from the handle. Intended to be fitted into the racks of metal pocket cases, each 0 16 6

* The items marked thus * are not illustrated.

No. **Pocket Dressing Instruments,** *continued*,— £ s.

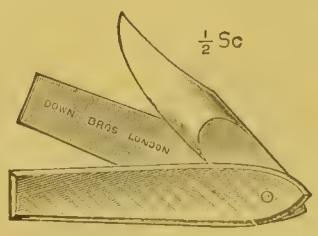

1075.

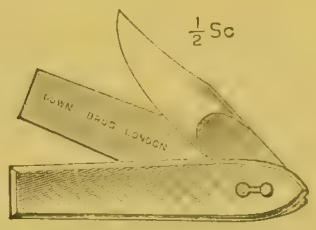

1076.

1075 **Lancets, Abscess,** with metal scales . . . per doz. 1 4
1076 Ditto, ditto, to take apart . . . . . „ 1 10



1077.



1078.

1077 **Lancets, Bleeding,** with metal scales . . . per doz. 0 15
1078 Ditto, with metal scales to take apart . . . „ 1 1
1079* **Lancets, Snake-bite,** Lauder Brunton's . . . „ 0 12

Lancet Cases,—

1080* Morocco, for Abscess Lancets . . . . . per doz. 0 4
1081* Ditto, for Bleeding Lancets . per doz., 1-hole, 3*s.*; 2-hole 0 4
1082* Silver, hall-marked, for Bleeding Lancets, 2-hole . . each 0 15
1083* Ditto, ditto, engine-turned, 2-hole . . . . „ 1 2

Needles (*see pages* 172–182).

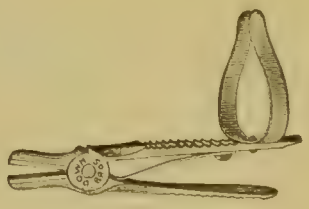

927.

Needle Holders, nickel plated (*see also pages* 193–197),—
927 Galezowski's portable . . . . . each 0 4

* The items marked thus * are not illustrated.

No. **Pocket Dressing Instruments,** *continued,*—

£ s. d.

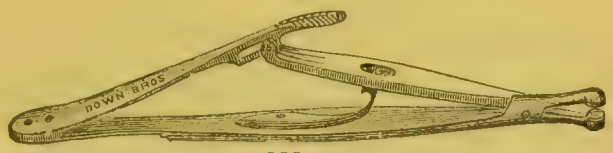

939.

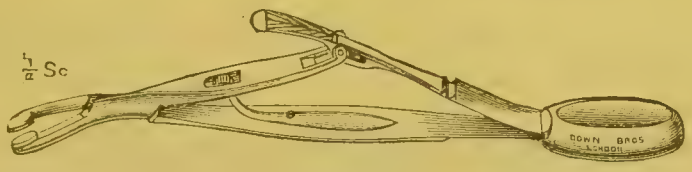

940.

Needle Holders, nickel plated, *continued,*—

939 Spring . . . . . each 0 13 6

940 Ditto, with metal knob at end . . . . . „ 0 15 6



116.

Probes (*see also pages* 31, 84–85),—

116 Bullet, Nélaton's, 5-in. . . . . each 0 2 6



115.



115*a*.



1084.



1085.

115 Silver, blunt pointed, 5-in. . . . . each 0 0 10

115*a* Ditto, sharp, 5-in. . . . . „ 0 0 10

1084 Ditto, ditto, grooved, 5-in. . . . . „ 0 2 0

1085 Ditto, Fenwick's graduated, 5 in. . . . . „ 0 1 6



353.

353 Silver, with loop end, Mason's, 5-in. . . . . each 0 1 6

No. **Pocket Dressing Instruments,** *continued*,—

£ s. d.



1086.

Probes, *continued*,—

1086 Sinus, Golding-Bird's, 5-in., fine . . . . . each 0 1 0



354.



1087.



1088.

354 Steel, with handle, 5-in. . . . . each 0 2 0
1087 Ditto, Lucas', with Scoop for sebaceous cysts, etc., 5-in. „ 0 3 6
1088 Ditto, Symonds', with Scraper end, nickel plated, 5-in. . „ 0 3 6



1089.

1089 With Grooved Needle and Director combined, 3-in. . . each 0 2 6



1090.

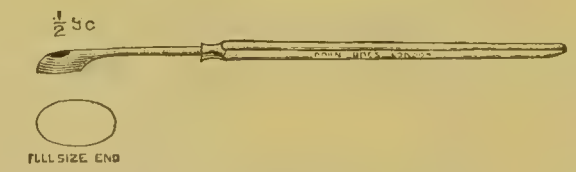

1091.



1092.

Scrapers, nickel plated,—

1090 Double, for pocket cases . . . . . each 0 4 6
1091 Combined with Director . . . . . „ 0 4 6
1092 Double, large size . . . . . „ 0 5 0

No. **Pocket Dressing Instruments,** *continued,*—

£ *s.* *d.*



1093.

Spatulas,—

1093 Plated, 4½ and 5-in. . . . . each 0 1 6
Silver, hall-marked . . . . each, 4½-in., 6*s.* 6*d.*; 5-in. 0 7 6



1094.

1094 Plated, with Frænum Slit . . . . . each 0 1 9



1095.

1095 Plated, with ring for chatelaine, 4½ and 5-in. . . . each 0 1 9
Silver, hall-marked, ditto . . . each, 4½-in., 7*s.*; 5-in. 0 8 0



1096.

1096 Steel, nickel plated (Golding-Bird's), also used as a Lupus Scraper . . . . . each 0 3 0

Suture Needles, etc. (*see pages* 172–182).

Suture and Ligature Materials (*see pages* 156–165).

Tablets for Silk and Wire (*see pages* 170–171).

No.

Vaccination Instruments.



1097.

		£	s.	d.
1097	**Wallets, Bicycle,** cowhide to take Vaccine Case and Dressings, or Pocket Case and extras . . . . . each	0	10	6

These Wallets can be made of any size to order.



1098.

1098	**Down Bros.' Public Vaccinator's "Vade Mecum" Complete Outfit Bag** (approved by the Council of the Association of Public Vaccinators), complete with fittings as described below; cowhide, £2 16*s.* 6*d.*; morocco . .	2	19	6

List of contents,—

Metal Porringer, with Spirit Lamp for boiling water. The Metal Porringer is contained in a metal box, the two halves of which form:—(1) A vessel for washing operator's hands; (2) a vessel for washing patient's arm. Metal Bottle for Methylated Spirit, Metal

No. **Vaccination Instruments,** *continued*,—

£ s. d.

Dredger for Boric Powder, Bottle Soluble Soda Pellets, Nail Brush in metal case, Antiseptic Soap in metal case, Sterilized Towel in metal case, supply of Sterilized Dressings in metal case. Each set of Dressings consists of:—A Germ-proof Bag, made of Sterilized Cotton Wool and Gauze, containing a Sterilized Wool Sponge for washing patient's arm, and a Sterilized Wool and Gauze Pad for covering the vesicles.

If fitted with Down Bros.' New Aseptic Vaccine Case (Fig. 1099) . . . . . extra 1 18 6

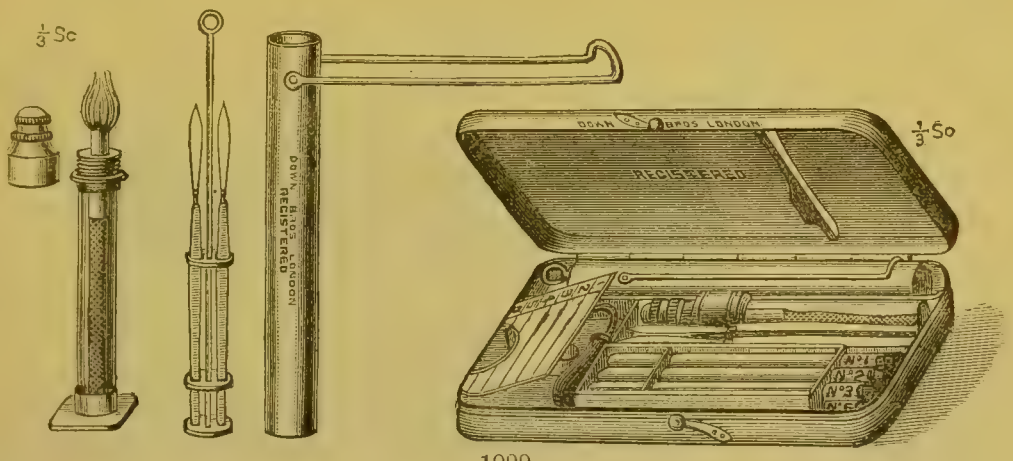

1099.

1099 **Down Bros.' New Aseptic Vaccine Case.** Devised to meet the New Act and the order of the Local Government Board, and approved by the Council of the Association of Public Vaccinators. Complete . . . 1 18 6

The set of Instruments consists of 2 Stevens' Lancets with metal handles, Sterilizer, Spirit Lamp fitting into a firm stand, 6 Numbered Tubes to hold tubes of Lymph, fitted into a removable metal rack, which will stand upright; Tube Breaker, a supply of Compressed Soda Pellets, and a covered space containing the Blower; the lid of this space is formed by an ivory Tablet, with numbered spaces to record the source of Lymph; the ivory Tablet is held in a spring clip and can be removed at pleasure. **The metal case and the whole of the contents may be sterilized by boiling.** The lancets can be supplied furnished with platinum-iridium points for holding in the flame of the spirit lamp.

Separate price of Lancets, with steel blades, each, 4*s.* 6*d.*; with platinum-iridium blades . . . . . each 0 10 6

This case can be fitted with any other form of Vaccinator if preferred.

To Sterilize Steel Lancets.—A 1 per cent. Soda Solution should be used, formed by placing one of the Soda Tablets in 6 drams of water in the Sterilizer. This takes about one minute to reach the boiling point. The Steel Lancets should be left only one minute in this solution.

No. **Vaccination Instruments,** *continued*,—

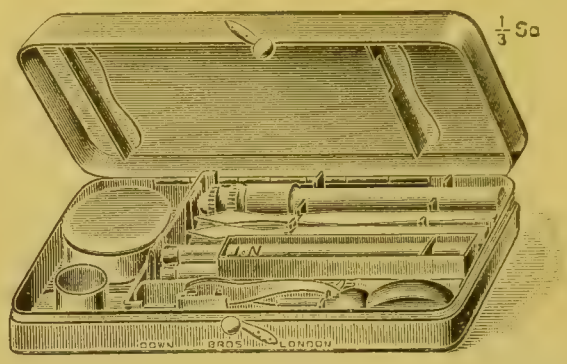

1100.

1100 **Vaccine Case, Aseptic,** Dr. Wheeler's, containing,— £ s. d.
2 Stevens' Vaccinators with metal handles, Spirit Lamp and Stand, Tube for Lymph, Tube for Tabloids, Metal Reel of Strapping, Tube Blower, Tube Breaker . . each 1 10 0
If with platinum-iridium blades to the vaccinators, 12*s.* extra.



1101.

1101 **Set.** Consisting of 2 Bleeding Lancets with metal scales, ivory points, Capillary Tubes, 3 small glass Slides, Blower for Lymph, spaces for charged tubes and points; in morocco case 0 9 6

1102* **Set.** Consisting of Cooper Rose's Vaccinator with metal handle, ivory points, Capillary Tubes, 3 small glass Slides, Blower for Lymph, spaces for charged tubes and points; in morocco case 0 14 6

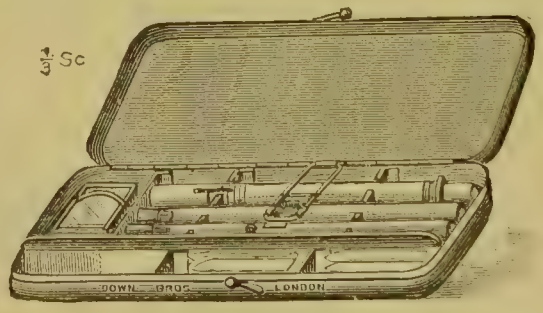

1103.

1103 **Aseptic Set,** in metal case. Consisting of Cooper Rose's Vaccinator with metal handle, ivory points, Capillary Tubes, 3 small glass Slides, Blower for Lymph, and spaces for charged tubes and matches 1 0 0

* The items marked thus * are not illustrated.

No. **Vaccination Instruments,** *continued*,—

£ s. d



1104.



1105.

1104 **Aseptic Set,** in metal case. Consisting of 1 Stevens' Vaccinator with metal handle, Spirit Lamp and Stand, Glass Tube for holding tubes of Lymph, Tube Breaker, and Lymph Blower 1 1 6

If with platinum-iridium blade to the Vaccinator, 6*s.* extra.

1105 **Aseptic Set,** as described above, but fitted with Weir's Vaccinator 1 1 0

If with platinum-iridium blade and Scratcher, 8*s.* 6*d.* extra.

These Sets can be fitted with any other form of Vaccinator if preferred.



1106.

1106 **Aseptic Set.** Consisting of Stevens' Vaccinator with metal handle, Sterilizer, Spirit Lamp with Stand, Glass Tube for holding Tubes of Lymph, Tube Breaker, Lymph Ejector, and supply of Soda Tabloids . . . . complete 1 9 0

If with platinum-iridium blade to Vaccinator, 6*s.* extra.

This case can be fitted with any other form of Vaccinator if preferred.

No. **Vaccination Instruments,** *continued*,—

£ s. d.



1107.

Vaccinators,—

1107 Badcock's Lancet, with shoulder, with metal scales . . each 0 2 0



1108.

1108 Badcock's Double, with metal scales . . . . each 0 3 0



1077.

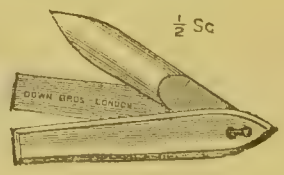

1078.

1077 Bleeding Lancet, with metal scales . . . . . each 0 1 3

1078 Ditto, ditto, to take apart . . . . . „ 0 1 9

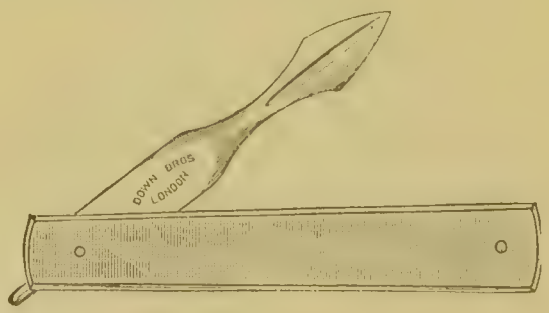

1109.

1109 Grooved Vaccine Lancets, with metal scales . . . each 0 2 0

No. **Vaccination Instruments,** *continued*,— £ s. d.

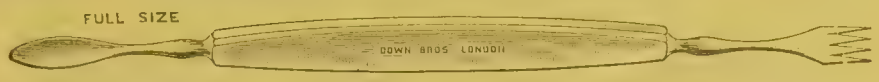

1110.

Vaccinators, *continued*,—

1110 Broughton's, with metal handle . . . . . each 0 5 6

Extract from the "West London Medical Journal," October, 1902.

A NEW VACCINATOR (DOWN BROS.).

At the suggestion of Mr. L. C. S. Broughton, public vaccinator, this firm has made a new vaccinator which has some special advantages. It consists of a fork at one end and a spatula at the other. The scarification can be more quickly performed with this instrument than a single-bladed instrument—as will be seen from the illustration; four parallel scratches are made at a time. Being all metal it can easily be sterilized by boiling.

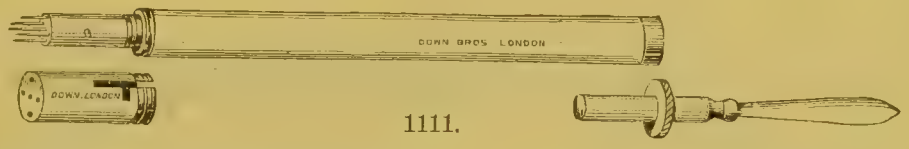

1111.

1111 Cooper Rose's, with metal handle . . . . . each 0 6 6
Ditto, ditto, with platinum-iridium Needles and Spatula „ 0 16 6



1112.

1112 Cooper Rose's, metal handle to contain tubes (without Spatula), each 0 6 3

1113* Gidley's (suggested by G. G. Gidley, M.R.C.S., of Collumpton), each 0 10 6

Metal Cases for ditto . . . . . „ 0 3 6



1114.

1114 Greaves' Scratcher and Spatula, with metal handle . . each 0 5 6



1115.

1115 Padbury's, steel, nickel-plated handle . . . . each 0 7 6
Ditto, with platinum-iridium points and platinum Spatula „ 1 1 0

* The items marked thus * are not illustrated.

No.

Vaccination Instruments, *continued*,—

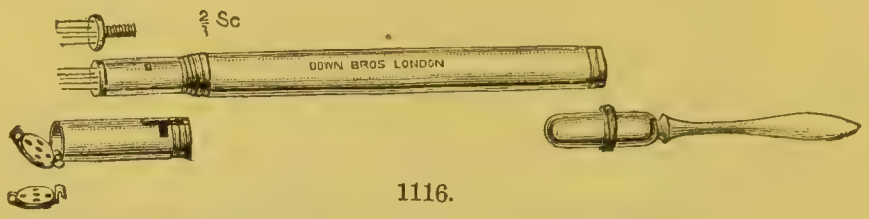

1116.

£ s. d.

Vaccinators, *continued*,—

1116 Palmer's modification of Cooper Rose's . . . . each 0 8 6
Ditto, with platinum-iridium blade and points . . „ 0 18 6

The great difficulty of cleansing the inside of the cap of the older form is overcome in this instrument.



1117.

1117 Plain Steel, nickel plated . . . . . each 0 2 0



1118.

1118 Shortt's Needle Vaccinator, metal handle . . . . each 0 4 6

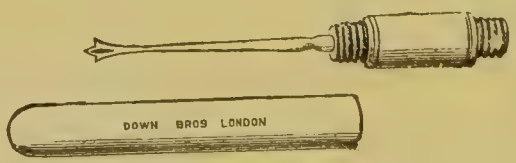

1119.

1119 Spratley's Needle Vaccinator, metal handle . . . each 0 2 6

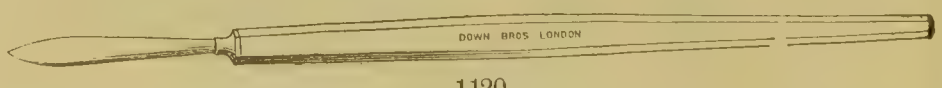

1120.

1120 Stevens', with metal handle . . . . . each 0 4 6
Ditto, with platinum-iridium blade . . . . „ 0 10 6

No. **Vaccination Instruments,** *continued*,— £ s. d.



1121.

Vaccinators, *continued*,—

121 Weir's Vaccinator, forged out of solid steel . . . each 0 4 0
Ditto, with platinum-iridium blade and Scratcher . „ 0 12 6



1123.



1122.

122 **Vaccino Styles,** "The Jenner" (Dr. Mareschal's) . per 100 0 2 6

(These may be thrown away after use.)

123 Metal handles for use with same . . . . . each 0 1 0

Cases for Vaccinators, empty,—

124* For Badcock's Lancets, leather . . . . . each 0 0 6
For Bleeding Lancets, *see page* 230.



1125.



1126.

125 For Stevens' or Greaves', metal, to pull off . . . each 0 2 6
126 Ditto, ditto, with hinge . . . . . „ 0 3 0



1127.



1128.

127 For Weir's Vaccinators, metal, to pull off . . . each 0 2 6
128 Ditto, ditto, with hinge . . . . . „ 0 3 0



1129.



1130.

129 **Vaccine Blower,** or Lymph Ejector . . . . each 0 1 9
130 Ditto . . . . . „ 0 0 6
131* **Vaccine Bottles** . . . . each, 1*s.* 6*d.*; in cases 0 2 0

* The items marked thus * are not illustrated.

No. **Vaccination Instruments,** *continued*,—

£ s. d.

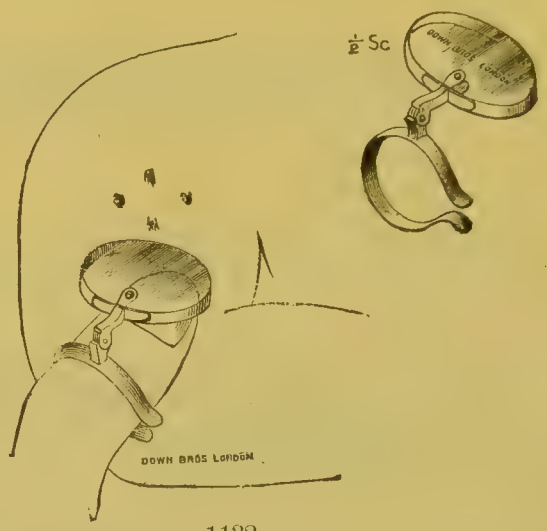

1132.

1132 **Vaccine Discs,** Sutcliffe's, for carrying lymph while operating, each 0 5 6

1133* **Vaccine Lymph,** Pure Calf, Glycerinated, in tubes, each, No. 1 (sufficient for one case), 6*d.*; No. 2 (for two cases), 1*s.*; No. 3 (for four cases) 0 2 0



1134.

1134 **Vaccine Pins,** with glass heads . . . . per doz. 0 1 2

*1134*a* Ditto, charged with Glycerinated Lymph . . . each 0 0 6

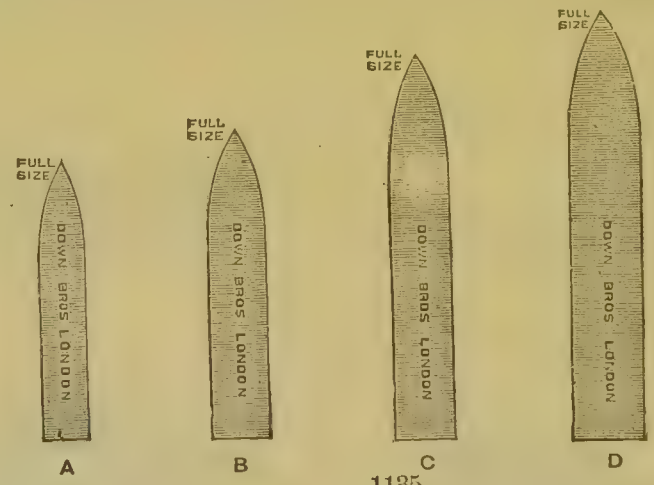

1135.



1137.

Vaccine Points,—

1135 Ivory . per 100 (A), 1*s.* 6*d.*; (B), 2*s.* 6*d.*; (C), 3*s.* 6*d.*; and (D) 0 5 0

1136* **Vaccine Tubes,** capillary . . . . . per 100 0 0 6

1137 **Vaccine Tube Breakers** . . . . . each 0 1 4

* The items marked thus * are not illustrated.

No. **Vaccination Instruments,** *continued*,—

£ *s.* *d.*



Pad for covering Vesicles.



Disc of Plaster.

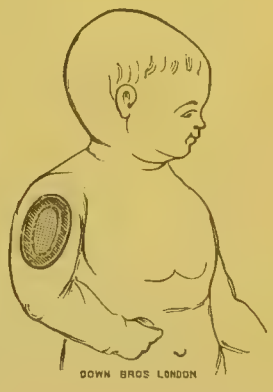

Pad *in situ*.



Wool Sponge.



The Germ-Proof Bag.

1138.

Sterilized Vaccination Dressings,—

		Children's. £ *s.* *d.*	Adults'. £ *s.* *d.*
138 Down Bros.' Vaccine Pads, complete. .	per doz.	0 2 0	0 2 6

Each Pad is put up in a sterilized Germ-proof Bag, together with a sterilized Wool Sponge for washing the patient's arm, and a disc of Adhesive Plaster for fixing in position. The Pad itself is made of sterilized cotton wool and gauze with an impermeable backing.

Separate prices—

Pad with disc of plaster . . .	per doz.	0 1 0	0 1 6
Wool Sponges	„	0 0 6	0 0 6
Germ-proof Bags	„	0 0 9	0 0 9

No.

Vaccination Instruments, *continued*,—

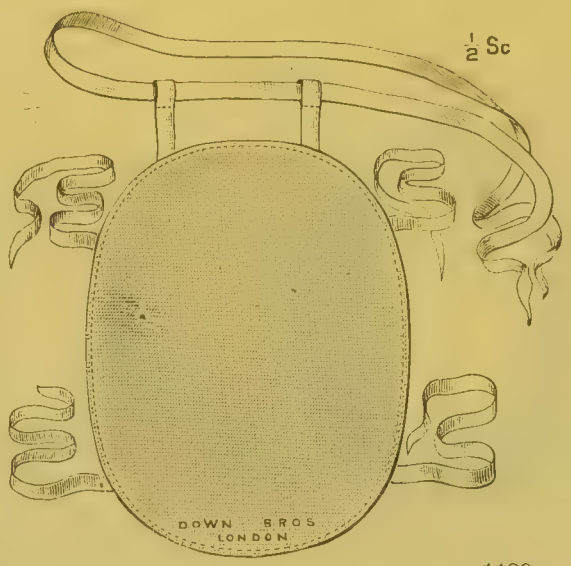

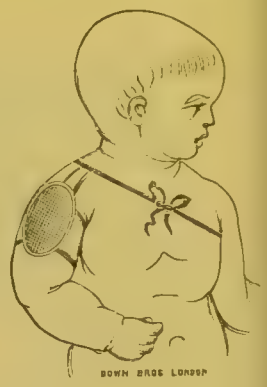

1139.

Sterilized Vaccination Dressings, *continued*,—

			Children's. £ s. d.	Adults' £ s. d.
1139	Down Bros.' Vaccine Bandages, complete .	per doz.	0 2 6	0 3 3

Each Bandage is put up in Germ-proof Bag, together with Wool Sponge as previously described; the Bandage itself is similar to the pad described above, but provided with tapes to tie instead of the Disc of Plaster.

Separate prices—			
Bandages, with Tapes	per doz.	0 1 0	0 1 6
Wool Sponges	„	0 0 6	0 0 6
Germ-proof Bags	„	0 1 0	0 1 0

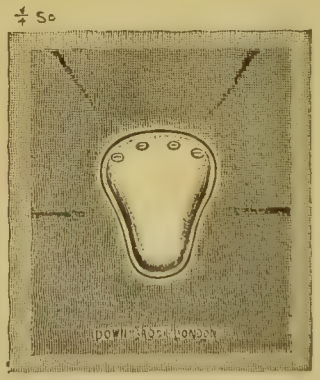

1140.

			£ s. d.
1140	**Vaccination Shields**, celluloid, transparent, mounted on adhesive plaster for fixing in position . .	per doz.	0 18 0
1141*	Ditto, Cowan's, wire-padded	„	0 3 6

* The items marked thus * are not illustrated.

No. **Vaccination Instruments,** *continued,*—

£ *s.* *d.*



1142.

Vaccination Dressings, *continued,*—

1142 **Taffetas,** otherwise "**Provao,**" in squares, for placing over Vaccine punctures, per 100 squares in box 0 2 9
Ditto, in pieces 4½ × 3 ins. . . . . per doz. 0 1 9
Ditto . . . . . per metre 0 1 9

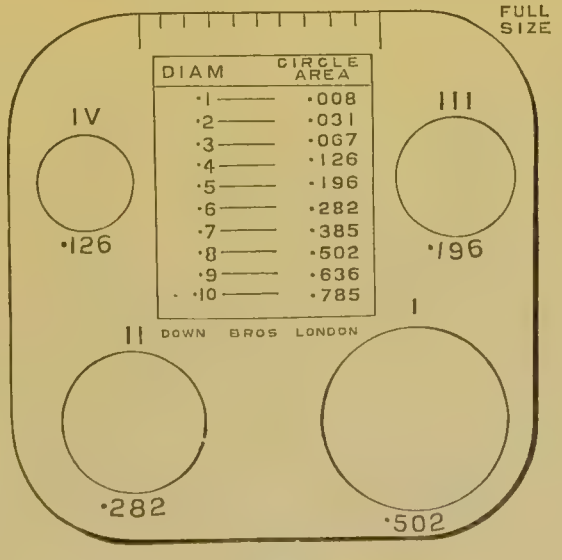

1143.

1143 **Vesicle Gauges,** for noting the size of Vesicles . . each 0 2 3

No.

Cleft Palate and Hare-lip Instruments.



1144.

£ s. d.

1144 **Aseptic Set,** the Instruments fitted into metal frames, in a metal tray. The tray can be used for antiseptic solution, and forms an inside lining to a brass-bound mahogany case, consisting of,—

1 Smith's Double-edge Knife, 1 each Sharp and Blunt Straight Knives, 1 each Right and Left Curved Knives, 1 Jacobson's Hare-lip Scalpel, 3 Rose's Needles, 1 each curved Right and Left Needles, 1 Smith's Rectangular Needle, 1 each Sharp and Blunt Hooks, 1 Crochet Hook, 1 Suture Adjuster (Fulcrum pattern), 1 "S"-shaped Wire Twister, 1 Smith's Raspatory, 1 Wood's Raspatory, 1 pair Serrated Forceps, 1 pair Tenaculum Forceps, 1 pair Scissors curved on flat with take-off joint, 1 pair parallel action Hare-lip Forceps, 1 pair each Right and Left Smith's Hare-lip Forceps, 1 Lane's Needle Holder with 18 Needles, 1 Smith's Gag, 1 Pin Cutter, and 1 dozen Hare-lip Pins.

The knives forged out of solid steel with nickel-plated handles, all other Instruments with metal handles nickel plated. 15 8 6

No. **Cleft Palate and Hare-lip Instruments,** *continued*,—

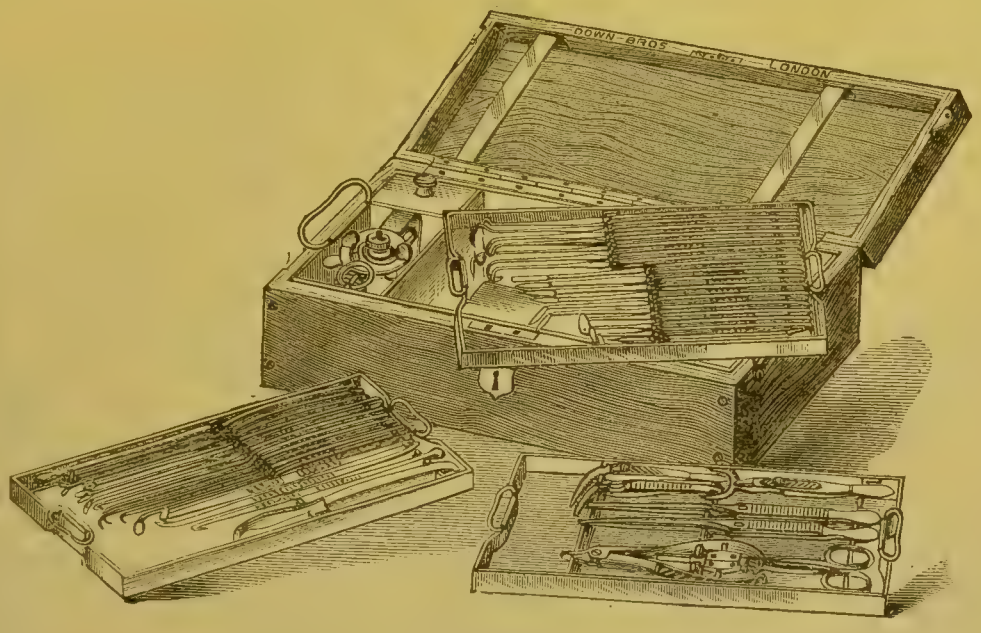

1145.

£ s. d.

145 **Aseptic Set,** the Instruments fitted into metal frames, in a metal tray. The tray can be used for antiseptic solution, and forms an inside lining to a brass-bound mahogany case, consisting of,—

3 Fergusson's Rectangular Cleft Palate Knives, 1 each Right and Left Angular Knives, Smith's Double-edge Knife, 3 Straight Sharp Knives, 1 Straight Blunt Knife, Jacobson's Hare-lip Scalpel, 2 Rectangular Needles, 2 Needles curved Right and Left, 2 Needles with corkscrew curves, Cleft Palate Rugine, 2 Wood's Raspatories, 1 Wood's Wire Twister and Hook, 1 Davies-Colley's Ring Instrument, 1 Disc pattern Suture Adjuster, 2 Blunt Hooks, 1 Double-slotted Hook, Sharp Hook, Crochet Hook (Fulcrum), "S"-shape Wire Twister, Forked Suture Adjuster, Ball-head Wire Twister, 1 each Smith's Right and Left and 1 Double Compression Forceps; Hare-lip Forceps, parallel blades; Pin Nippers; 1 pair each Serrated and Tenaculum pointed Long Spring Forceps with Catch, and 1 Gowan's or Smith's Gag.

The knives forged out of solid steel with nickel-plated handles, all other Instruments with metal handles and nickel plated. 20 13 6

No. **Cleft Palate and Hare-lip Instruments,** *continued*,—



1146.



1147.

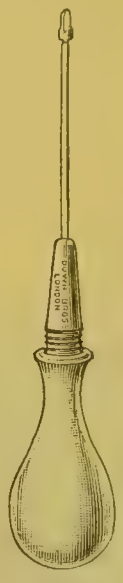

1148.



1149.

		£	s.	d.
	Awls, with metal handles, nickel plated,—			
1146	Fergusson's . . . . . each	0	5	6
1147	Ditto, curved. . . . . „	0	5	6
	Broach, with metal handle, nickel plated,—			
1148	Fergusson's . . . . . each	0	5	6
	Chisels, with metal handles, nickel plated,—			
1149	Fergusson's, for penetrating the hard palate . . . each	0	6	6
	Boxes, Wood, unpolished,—			
1150*	For holding knives and needles, etc. . each, to take 4, 2*s.*; 6	0	2	3
	Aseptic Metal Boxes, with Down Bros.' lift-out racks to hold knives, etc. (similar to those shown on page 66),—			
1151*	To contain 6 . . . . . each	0	16	6
1152*	The Racks are supplied without the cases, and are suitable for keeping instruments in the glass cabinets in Operation Theatres . . . . . each, to hold 6	0	6	0

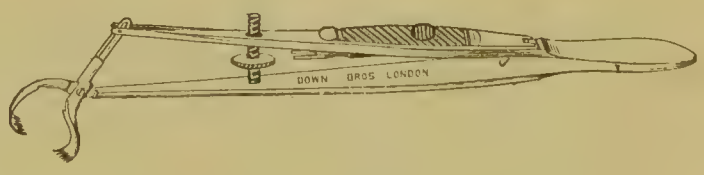

1153.

	Forceps, nickel plated,—			
1153	Durham's . . . . . each	0	18	0

* The items marked thus * are not illustrated.

No.

Cleft Palate and Hare-lip Instruments, *continued*,—



1154.

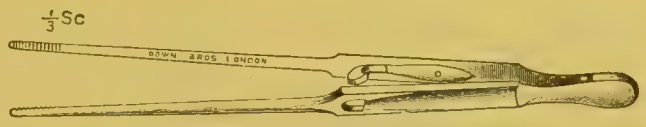

1155.

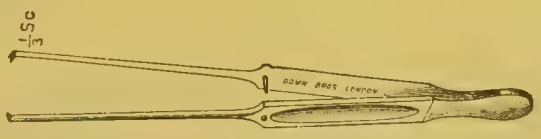

1156.

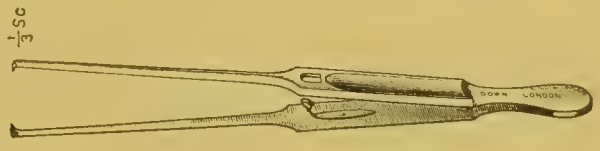

1157.

		£	*s.*	*d.*
	Forceps, nickel plated, *continued*,—			
1154	Serrated points, without catch . . . . . each	0	6	6
1155	Ditto, with catch . . . . . „	0	7	6
1156	Tenaculum points, without catch . . . . . „	0	6	6
1157	Ditto, with catch . . . . . „	0	7	6



1158.

1158	Lane's, grooved inside jaws, ½ teeth . . . . each	0	8	6



1159.

1159	Lane's, grooved inside jaws, ⅔ teeth . . . . each	0	8	6

No. **Cleft Palate and Hare-lip Instruments,** *continued*,—

£ s. d.

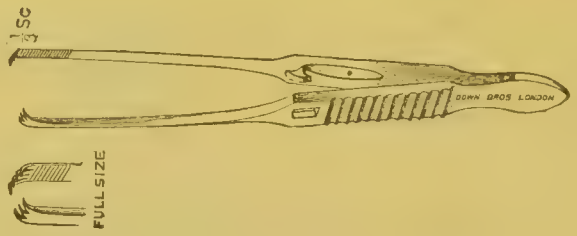

1160.

Forceps, nickel plated, *continued*,—

1160 Lane's, grooved inside jaws, ¾ teeth, with catch . . each 0 9 6

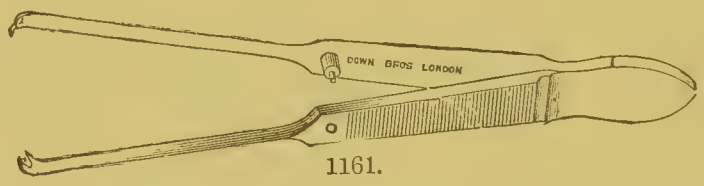

1161.

1161 Mason's, with vulsellum ends . . . . . each 0 7 6

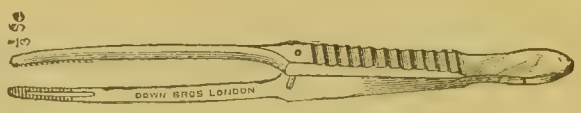

1162.

1162 Rose's, with serrated jaws . . . . . each 0 5 6
1163* Ditto, with tenaculum points . . . . . „ 0 5 6

Gags (*see pages* 1101–1111).



1164.



1165.

Hooks, forged entirely out of solid, nickel plated,—

1164 Blunt, small . . . . . each 0 4 6
1165 Ditto, larger . . . . . „ 0 4 6

* The items marked thus * are not illustrated.

No. **Cleft Palate and Hare-lip Instruments,** *continued,*— £ s. d.



1166.



1167.



1168.

Hooks, forged entirely out of solid, nickel plated, *continued,*—

1166 "Crochet" pattern . . . . . each 0 4 6
1167 With double slot . . . . . „ 0 5 0
1168 Sharp . . . . . „ 0 4 6

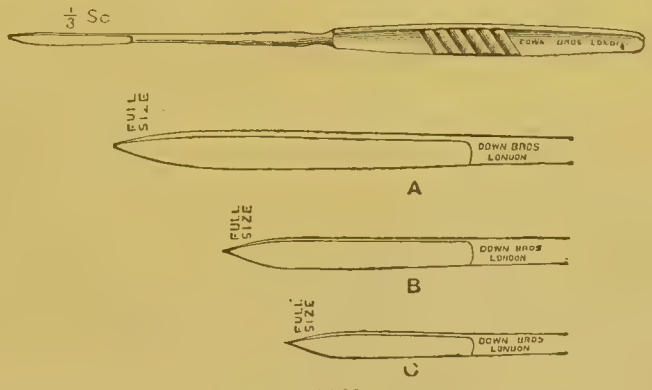

1169.

Knives, forged entirely out of solid steel, handles nickel plated,—

1169 Straight, sharp, of 3 sizes (A, B, and C) . . . each 0 5 6



1170.



1171.

1170 Curved to the right . . . . . each 0 6 0
1171 Curved to the left . . . . . „ 0 6 0

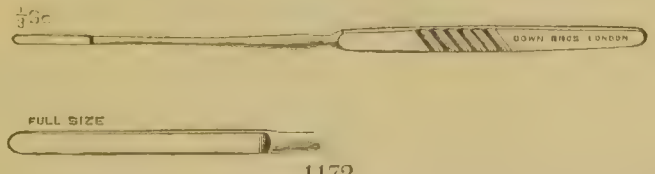

1172.

1172 Blunt . . . . . each 0 5 6

No. **Cleft Palate and Hare-lip Instruments,** *continued*,— £ s. d.



1173.

Knives, forged entirely out of solid steel, handles nickel plated, *continued*,—

1173 Fergusson's, rectangular, for the levator palati, 3 sizes . each 0 7 0



1174.



1175.

1174 Lane's, curved blade, metal handle . . . . . each 0 4 9
1175 Ditto, straight, metal handle . . . . . „ 0 4 9

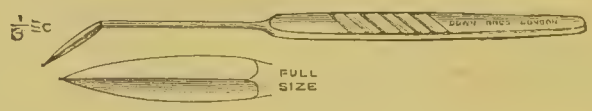

1176.

1176 Smith's, double edged, small size . . . . . each 0 6 6



1177.

1177 Smith's, double edged, large size . . . . . each 0 6 6

Mouth Gags (*see pages* 1101–1111).

No.

Cleft Palate and Hare-lip Instruments, *continued*,—



1178.



1179.



1180.

Needles, forged entirely out of solid steel, nickel plated,—

		£	*s.*	*d.*
1178	Curved, fine . . . . . each	0	5	0
1179	Curved, strong . . . . . „	0	5	0
1180	Rectangular . . . . . „	0	5	0

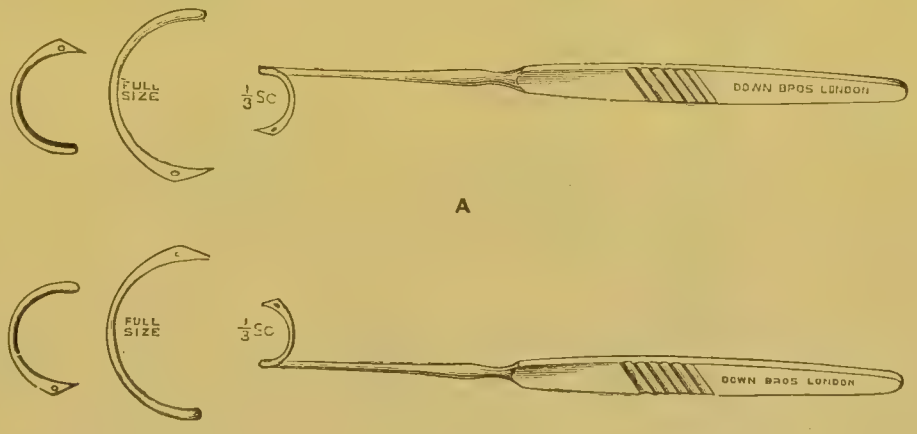

1181.

1181 Curved to left (A) and right (B), 2 sizes . . . . each 0 6 6

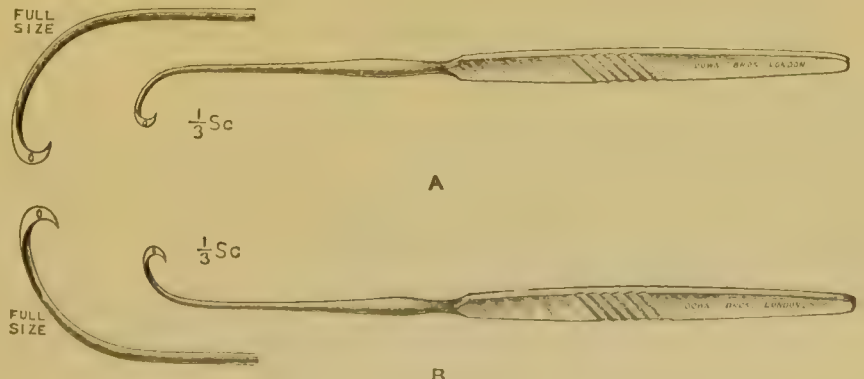

1182.

1182 Corkscrew curve to left (A) and right (B) . . . each 0 6 6

No.

Cleft Palate and Hare-lip Instruments, *continued*,—

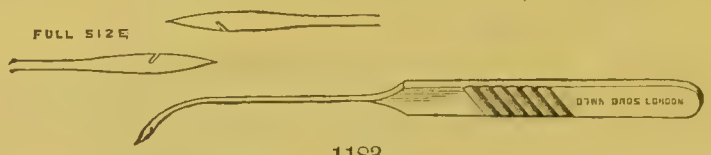

1183.

£ s. d.

Needles, forged entirely out of solid steel, nickel plated, *continued*,—

1183 Fitzgerald's, right and left . . . . . per pair 0 10 6

They are thus employed:—The thread is inserted into the slot, which is cut into the upper side of the needle, to be used with the left hand for passing through the right side of the patient's palate. The needle with the slot on the under surface is then passed from the opposite side with the right hand to catch the thread from the other needle.

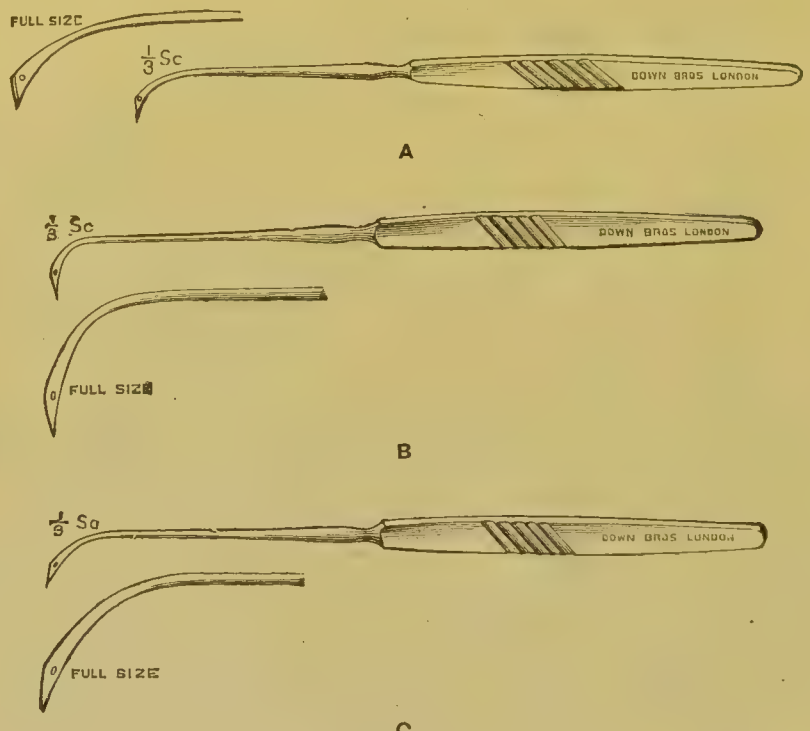

1184.

1184 Rose's, of 3 curves, A, B, and C . . . . . each 0 5 6



1185.

1185 Rectangular . . . . . each 0 5 6

No.

Cleft Palate and Hare-lip Instruments, *continued*,—



1186.

Needles, forged entirely out of solid steel, nickel plated, *continued*,— £ *s.* *d.*

186 Smith's, rectangular, with central point . . . . each 0 5 6

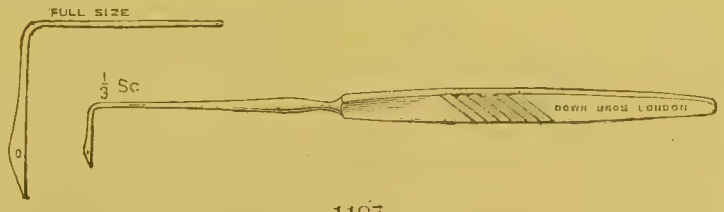

1187.

187 Smith's, rectangular. . . . . each 0 5 6

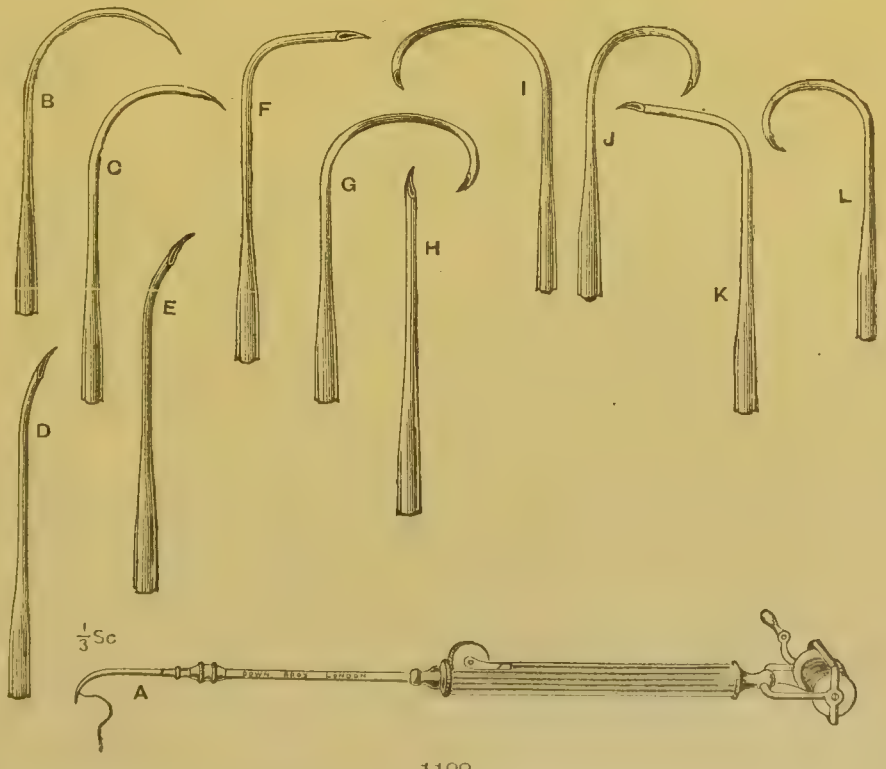

1188.

183 Smith's, set of 12 Tubular Needles (A to L), with metal handle, £3 3*s.*; in metal case. 3 15 0

The set in leather case, £3 7*s.* 6*d.*

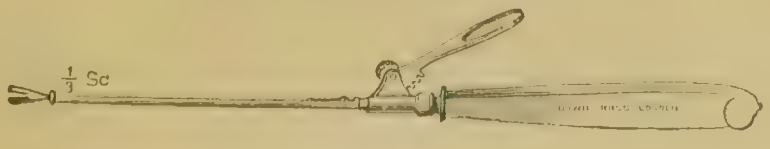

1189.

Lane's Needle Holder and Needles,—

189 Holder, with metal handle . . . . . each 1 3 0

No.

Cleft Palate and Hare-lip Instruments, *continued*,—



1190 1191.



1192.

Lane's Needle Holder and Needles, *continued*,—

		£	s.	d.
1190	Needles, straight, in ½-doz. packets, assorted, 6 sizes, ⅜, ½, ⅝, ¾, ⅞, and 1-in. . . . . per doz.	0	2	3
	Or in separate packets 6 of one size.			
1191	Ditto, curved, ditto, assorted, 6 sizes, ⅜, ½, ⅝, ¾, ⅞, and 1-in. „	0	2	3
	Or in separate packets 6 of one size.			
1192	Ditto, half circle, in ½-doz. packets, assorted, 6 sizes, ⅜, ½, ⅝, ¾, ⅞, and 1-in. . . . . per doz.	0	2	6
	Or in separate packets 6 of one size.			
1193*	Needle Holder with Needles in case, with strip of cork to place the needles, so that they may be readily picked up, complete	1	11	6

Extracted from the "Lancet," October 10, 1896.

It has been my custom for some time to operate upon cleft palates as early in the first year as the condition of the child will allow, in order that the greatest possible benefit shall be obtained from the operation. Such early operations require no more skill than do those performed at the usual age, and they are accompanied by very little hæmorrhage. If a hare-lip is present, I leave it till the cleft in the palate is effectually closed. This is done for the reason that the gap in the lip allows of a more thorough exposure of the palate, and affords greater facility to the surgeon to obtain a perfect result. The cleft palate instruments in common use are clumsy and unhandy enough in a child of four years of age, while in an infant of three or four months they are simply Brobdignagian and utterly impossible.

The want of success that so often follows this operation is conveniently and, I believe, falsely ascribed to digestive disturbances, while it really results from the laceration of the flaps by the use of ponderous implements. To meet these very obvious difficulties, I devised the needle-holder illustrated in the diagram. It consists of a mechanism by which a needle can be held securely, passed through a flap in any direction whatever, and picked up again with facility. In practical use the precision and dispatch obtained by the use of this instrument leave nothing to be desired. The needles are very small, varying in length from three-eighths to five-eighths of an inch, the smallest size being that most commonly required. Where it is possible, a straight needle is used, for the reason that it can be passed with greater accuracy than a curved one. The sutures that I have found to answer best are of Chinese silk used dry to facilitate threading. This form of needle-holder is equally useful in closing an incision in the common bile duct or a fistulous opening in the bladder or rectum. The instrument has been made for me by Messrs. DOWN BROS.

Cavendish Square, W. W. ARBUTHNOT LANE.

Needle Holders (*see also pages* 193–197).

* The items marked thus * are not illustrated.

Cleft Palate and Hare-lip Instruments, *continued*,—

£ s. d.

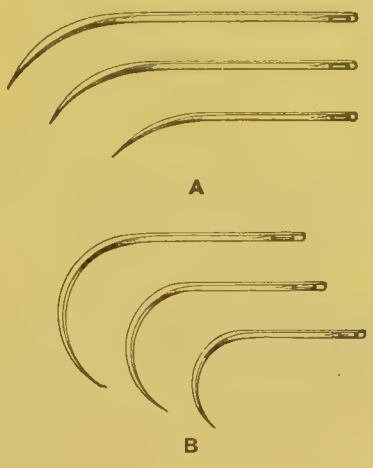

858.

Needles for use with Holders, A and B sizes 1 to 3, per doz. 0 2 3



1194.

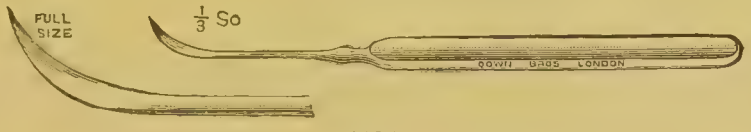

1195.

Raspatories, forged out of solid steel, nickel plated,—

Durham's, narrow, slightly curved, sharp or blunt . . each 0 5 6
Ditto, more curved, sharp or blunt . . . . „ 0 5 6



1196.



1197.

Durham's, wide, slightly curved, sharp or blunt . each 0 5 6
Ditto, more curved, sharp or blunt . . . . „ 0 5

No. **Cleft Palate and Hare-lip Instruments,** *continued,*—

£ s. d.

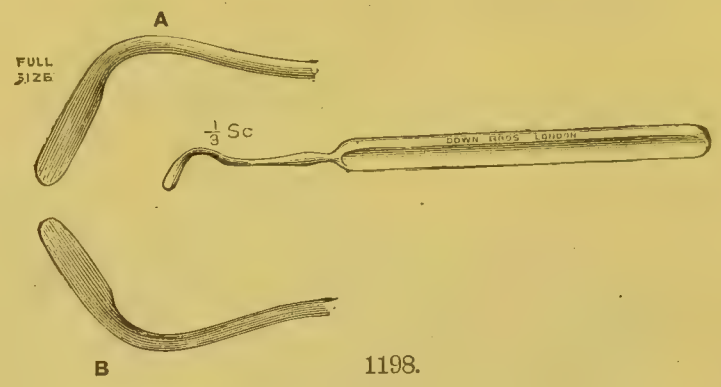

1198.

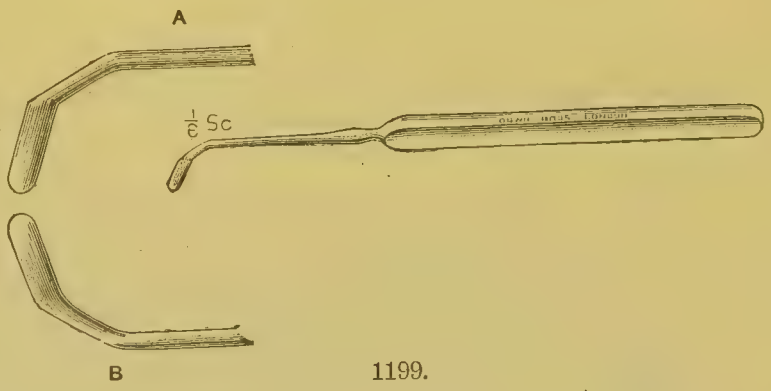

1199.

Raspatories, forged out of solid steel, nickel plated, *continued,*—

1198 Durham's, for detaching flaps anteriorly, obtuse angled, right and left . . . . . each 0 5 0

1199 Ditto, ditto, right and left . . . . . „ 0 5 0

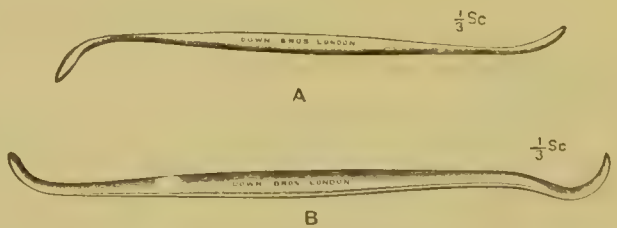

1200.

1200 Owen's, 2 sizes, A and B . . . . . each 0 5 0

1201* Ditto, blunt needle (used as a Raspatory) . . „ 0 4 0

* The items marked thus * are not illustrated.

Cleft Palate and Hare-lip Instruments, *continued*,— £ s. d.

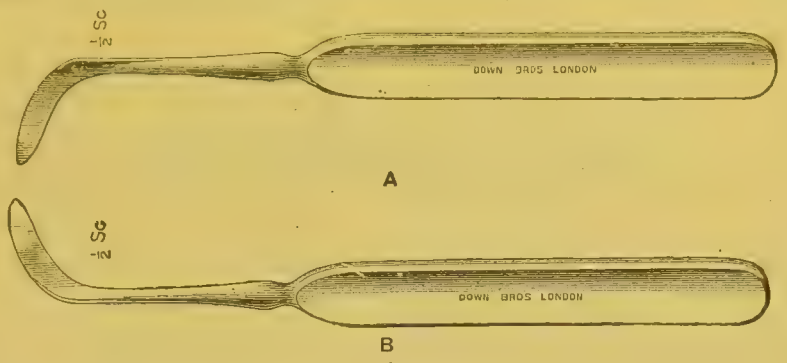

1202.

Raspatories, forged out of solid steel, nickel plated, *continued*,—

02 Rose's, for detaching anteriorly, curved to left (A) and right (B) each 0 5 6



1203.

03 Smith's, in 3 sizes (as used at St. Thomas's, etc.) . each 0 6 0



1204.

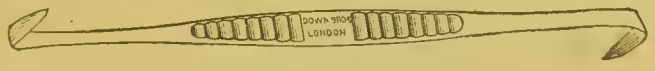

1205.

04 Wood's . . . . . each 0 5 6
05 Ditto . . . . . „ 0 5 6

Rugines (*see pages* 120–121).

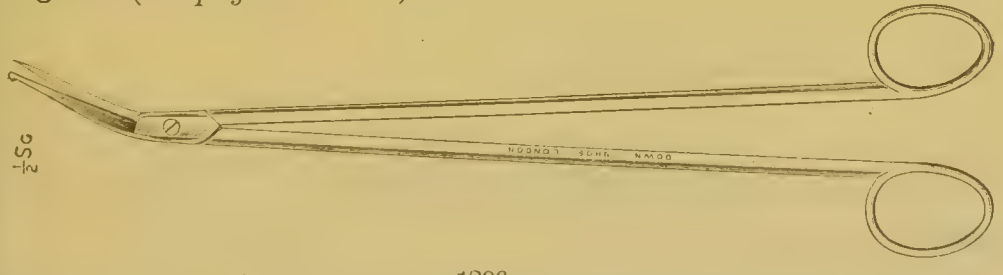

1206.

Scissors, with nickel-plated shanks,—

06 Angular, Smith's . . . . . each 0 7 6
06a Curved on flat, ditto . . . . . „ 0 8 6



1207.

07 Fully curved, 6½-in. . . . . each 0 8 6

* The items marked thus * are not illustrated.

No. **Cleft Palate and Hare-lip Instruments,** *continued*,—

£ s. d.



1208.

Scissors, with nickel-plated shanks, *continued*,—

1208 Fully curved, 6½-in., with take-off joint . . . . . each 0 10 6

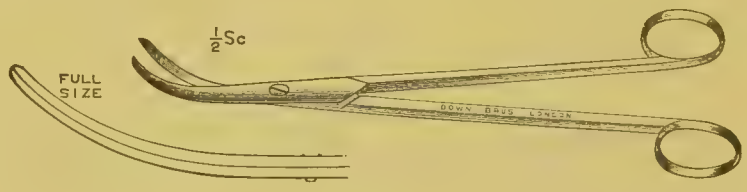

1209.

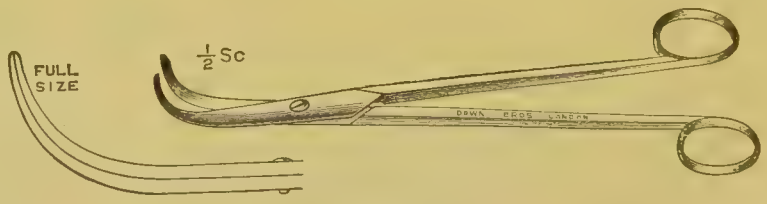

1211.

1209 Leedham Green's, for Infants, curved 0 6

1210* Ditto, with take-off joint 0 8

1211 Ditto, fully curved 0 7

1212* Ditto, with take-off joint 0 9



742.

Silkworm Gut Cutter, nickel plated,—

742 Dr. Walter Swayne's . . . . . each 0 12

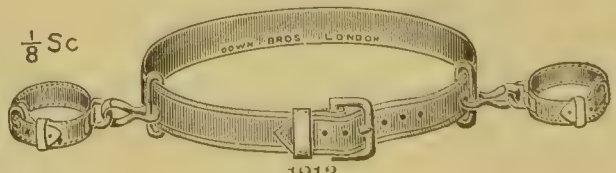

1213.

Straps for holding the hands,—

1213 King's College pattern . . . . . per set 0 11

* The items marked thus * are not illustrated.

No.

Cleft Palate and Hare-lip Instruments, *continued*,—

£ s. d.



1214.



1215.

Suture Adjusters, forged out of solid steel, nickel plated,—

214 Davies-Colley's Ring Instrument for supporting flaps . each 0 5 6
215 Disc pattern . . . . . „ 0 4 6



1216.



1217.

216 Forked pattern . . . . . each 0 5 0
217 Fulcrum . . . . . „ 0 6 0



1218.

218 **Teats**, for feeding . . . . . per doz. 0 7 6



1219.



1220.



1221.

Wire Twisters, forged out of solid steel, nickel plated,—

219 "S" shape . . . . . each 0 5 6
220 With rounded end . . . . . „ 0 5 6
221 Wood's, combined with Hook . . . . . „ 0 5 6

No. **Cleft Palate and Hare-lip Instruments,** *continued,*—

Hare-lip Instruments.

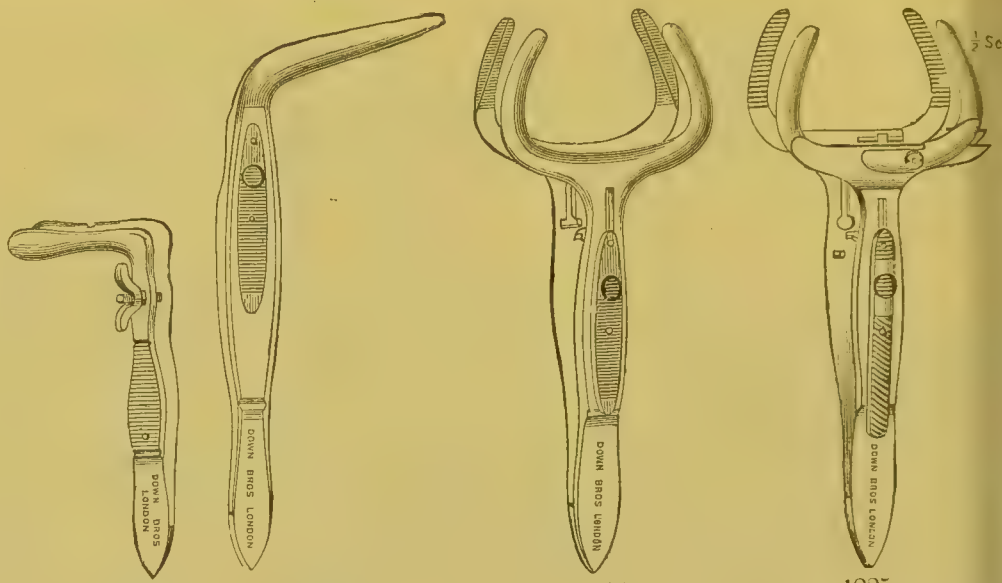

1222. 1223. 1224. 1225.

		£	s.	d.
	Forceps, nickel plated,—			
1222	Durham's, right and left . . . . . each	0	11	
1223	Smith's, right and left . . . . . ,,	0	13	
1224	Ditto, double, two sizes, $1\frac{1}{2}$ and $1\frac{7}{8}$-in. . . . . ,,	0	15	
1225	Ditto, ditto, with adjusting blades . . . . ,,	1	10	

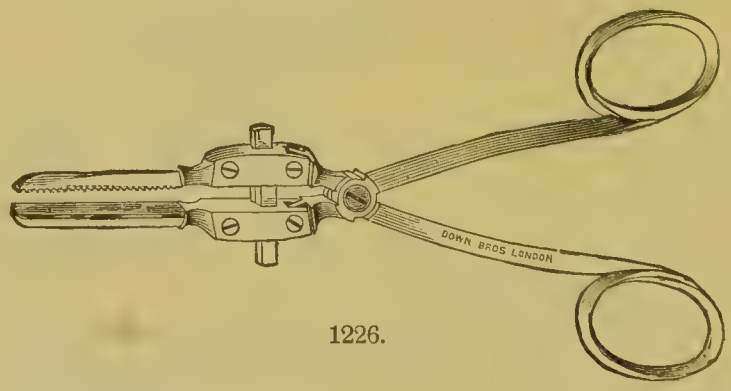

1226.

1226	With parallel blades . . . . . each	0	16	



839

840.



1227.

	Hare-lip Pins,—			
839	Glass heads . . . . . per doz.	0	1	
840	Ring heads, to cut at sides as well as points . . ,,	0	1	
1227	With movable points . . . . . ,,	0	15	

No. **Cleft Palate and Hare-lip Instruments,** *continued*,—

£ s. d.

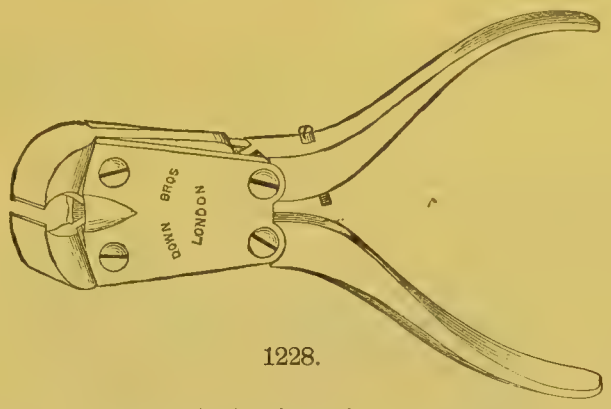

1228.

Pin-cutting Forceps, nickel plated,—

1228 American pattern, small . . . . . each 0 6 6
Ditto, large . . . . . „ 0 7 6

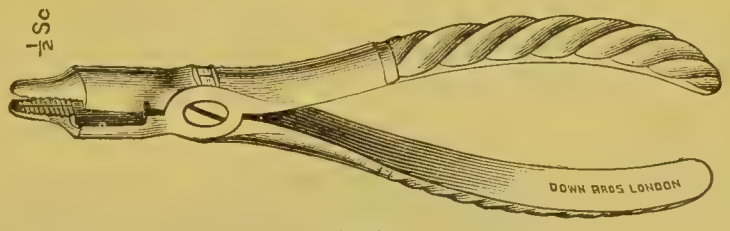

1229.

1229 Combined with Pin Holder . . . . . each 0 7 6



1230.

1230 Improved, combined with Pin Holder . . . each 0 8 6



1231.



1232.

1231 Mason's . . . . . each 0 10 0
1232 Plain pattern . . . . . „ 0 6 6

No. **Cleft Palate and Hare-lip Instruments,** *continued*,—

£ s. d.



1233.

1233 **Scalpel,** Jacobson's, solid forged . . . . . each 0 2 6

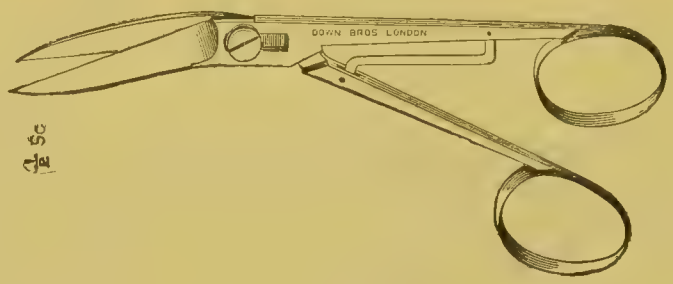

1234.

1234 **Scissors,** with sliding blade, nickel-plated shanks . . each 0 7 6



415.



416.

415 **Scissors,** strong, for bone, nickel plated . . . . each 0 13 6
416 Ditto, curved, ditto . . . . . „ 0 13 6

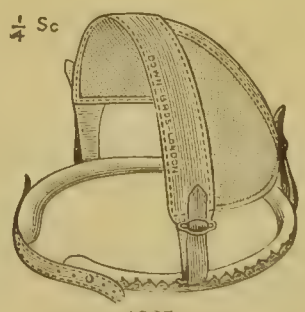

1235.

1235 **Trusses,** Hainsby's . . . . . each 0 9 6

Laryngeal, Tonsil, and Uvula Instruments.

£ s. d.

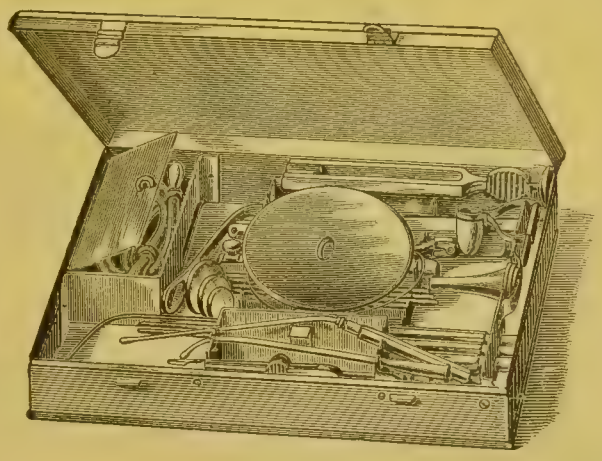

1236:

236 **Set Diagnostic Instruments for Throat, Nose, and Ear,** suggested by J. Walker Downie, M.B., C.M., etc., Lecturer on Diseases of Throat and Nose, University of Glasgow, etc., etc., consisting of Semon's Laryngoscope, Frankel's Tongue Depressor, set Toynbee's Ear Specula, Purves' Eustachian Catheter, Lennox Browne's Nose Speculum, Nasal Probe, Gardiner Brown's Tuning Fork, Yearsley's Ear Forceps and Probe, 2 Cotton-wool Probes, Toynbee's Auscultation Tube, in Aseptic metal case 5 10 0

If in mahogany case, £5.



1237.

Brushes, etc.,—

237 Mackenzie's, with German-silver stems and metal handles (of three curves) . . . . . per doz. 1 4 0
Spare Brushes for above . . . . . ,, 0 4 6
Ditto, Sponges, ditto . . . . . ,, 0 7 6

No. **Laryngeal, Tonsil, etc., Instruments,** *continued*,—

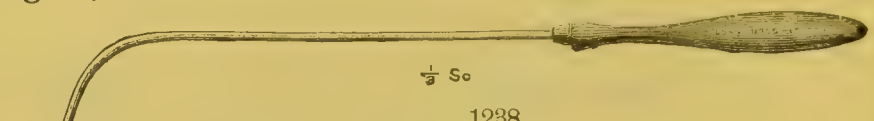

1238.

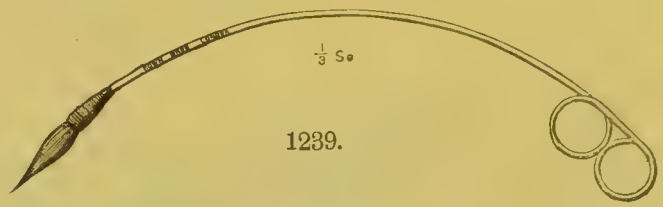

1239.



1240.

Brushes, etc., *continued*,—

		£	s.	d
1238	Wire stems and wood handles . . . . . per doz.	0	5	0
1239	Wire Stems . . . . . „	0	2	0
1240	With metal handle, and Laryngeal Probe to fit same handle, each	0	4	
	Spare Brushes, with vulcanite screw mounts for above, per doz.	0	4	
	Ditto, Sponges, ditto . . . . . „	0	7	



1241.



1242.

1241	With wood handles, straight (*see also pages* 1350–1351), per doz., small, 1*s.* 9*d.*; large	0	2	0
1242	Ditto, curved . . . . . per doz.	0	2	0

Laryngeal, Tonsil, etc., Instruments, *continued*,—

£ s. d.



1243.

43 **Calomel Fumigator**, improved pattern, with Bellows, in box . 0 7 6

Cauteries, Galvanic (*see pages* 1053-1056).

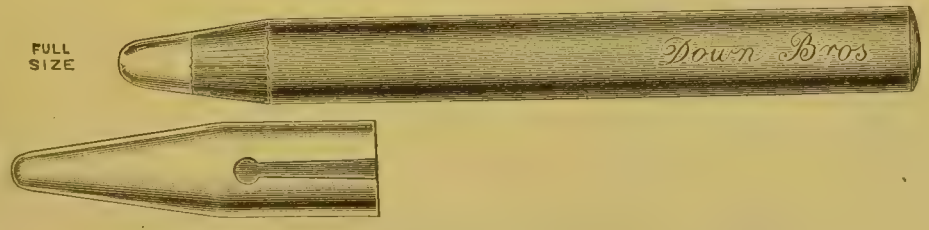

1244.

44 **Crayon Anti-Buée**, for preventing the dimming of laryngeal mirrors . . . . . per doz. 0 10 0

A little should be rubbed on the mirror, and then wiped clean with rag or handkerchief.

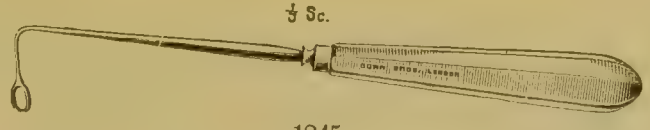

1245.

Curettes, with metal handles, nickel plated,—

45 Bronner's, for Pharyngeal Bursæ . . . . . each 0 7 6

Extract from the "Lancet," January 11, 1890.

I have had a curette made by Down Bros. similar in shape to Hartmann's, but much smaller. With it you can, under guidance of the post-nasal mirror, readily remove the bursa or cyst. The end is passed through the mouth behind the soft palate, pressed well against the pharyngeal tonsil, and drawn from one side to the other several times.

Bradford. ADOLPH BRONNER, M.D.

No. **Laryngeal, Tonsil, etc., Instruments,** *continued*,— £ s. d

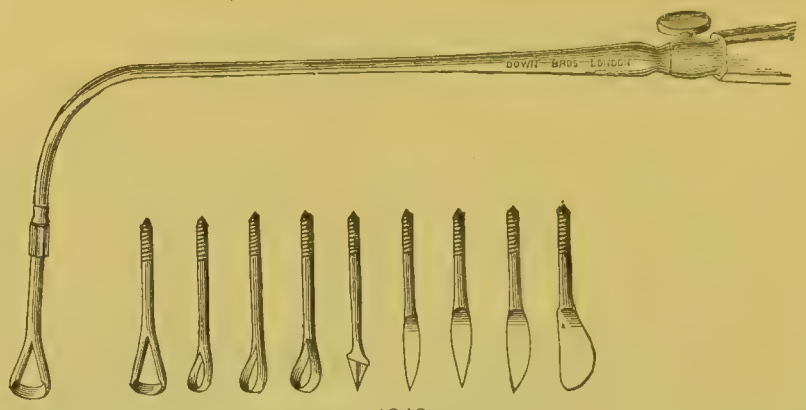

1246.

Curettes, with metal handles, nickel plated, *continued*,—

1246 Heryng's Set of 10 Curettes and Knives, for scraping and scarifying the Larynx and Pharynx, with metal handle, £2 14*s*.; in metal case 3 10

If in leather case, £3.

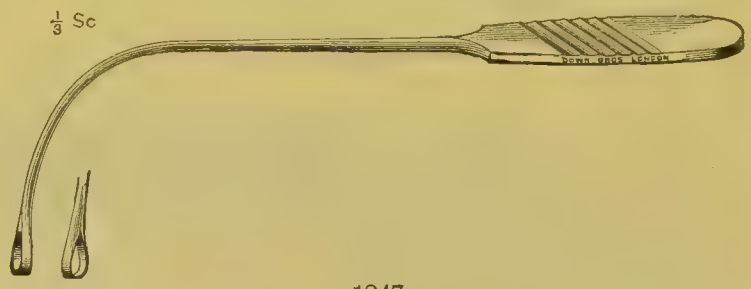

1247.

1247 To cut antero-posteriorly or laterally . . . . each 0 7

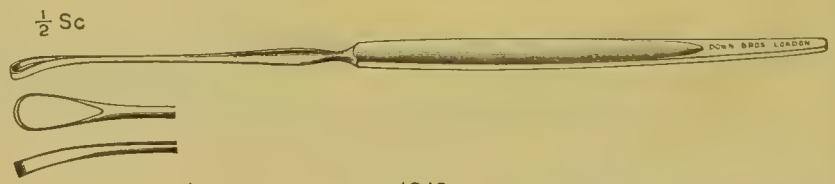

1248.



1249.

Curette and Dilator for Follicular Tonsilitis, nickel plated,—

1248 Curette, McGavin's . . . . . each 0 5

1249 Crypt Dilator . . . . . „ 1 1

Mr. Lawrie McGavin writes:—

As an advocate of the treatment of chronic follicular tonsilitis of limited extent by the electric cautery, I have been led to devise the above depicted Crypt Dilator and Curette for the performance of this operation. The former will be found to differ considerably in its mechanism and character from most of the better known instruments. It is finer in the point, lighter to the hand, more easily adapted to either side, and better suited to the gradual and forcible dilatation of the

Laryngeal, Tonsil, etc., Instruments, *continued,*—

£ *s.* *d.*

Curette and Dilator for Follicular Tonsilitis, nickel plated, *continued,*—

tonsillar crypts. The curette is a double-edged one, the loop being set at a slight angle: by this means crypts lying far back in the tonsil are easily reached and evacuated. The instruments have been made to my order by Messrs. Down Bros., and have proved in every way satisfactory.
London, July 30, 1903.

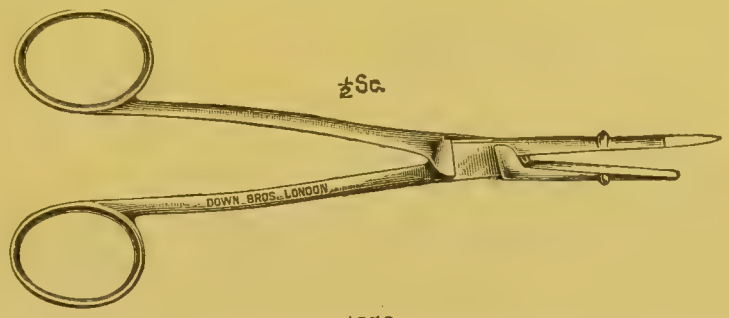

1250.

Dilators for Peritonsillar Cysts, nickel plated,—

0 Fitzgerald's, with one cutting blade . . . . each 0 11 0



1251.

1 St. Clair Thomson's . . . . . each 0 5 6
2* Ditto, with take-off joint . . . . . ,, 0 7 0



1253.

Dilators, for Stenosis of Larynx,—

3 Mackenzie's, nickel plated . . . . . each 2 10 0
4* Roser's, with blunt olive . . . . . ,, 0 4 6



1255.

5 Schrötter's Tubular, vulcanite, in 12 sizes . . . each 0 3 9

* The items marked thus * are not illustrated.

No. **Laryngeal, Tonsil, etc., Instruments,** *continued,*—

£ s. d.

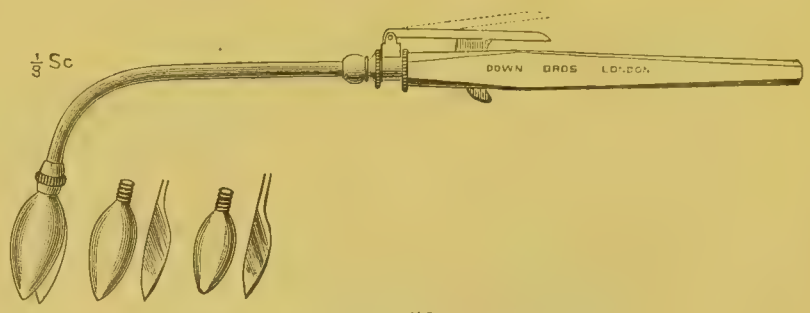

1256.

Dilators, for Stenosis of Larynx, *continued,*—

1256 Whistler's cutting, with metal handle and set of 3 various sized ends, £2 10*s.*; in metal case 3 5 0

If in leather case, £2 15*s.*



1257.

1257 **Drop Counters** . . . . . each 0 4



1258.

Ecraseurs, nickel plated,—

1258 Gibbs' . . . . . each 0 13

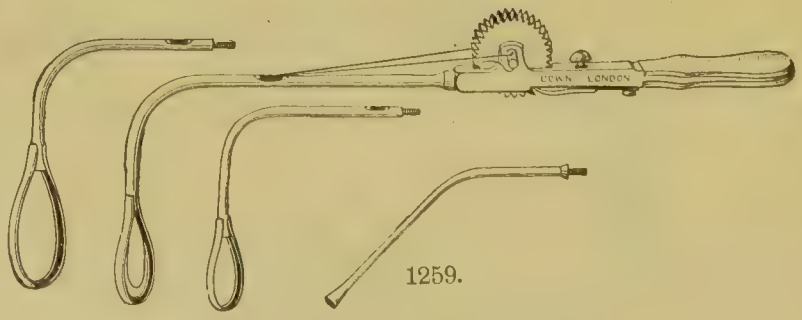

1259.

1259 Mackenzie's, with 3 various sized guarded, and 1 plain end, complete 2 17

No.

Laryngeal, Tonsil, etc., Instruments, *continued*,—

£ s. d.

Galvanic Ecraseurs, etc. (*see pages* 1054–1055).



1260.



1261.

260 **Epiglottis Holder**, Lublinski's, nickel plated . . . each 0 3 0
261 **Epiglottis Lifter**, Mount Bleyer's, nickel plated . . ,, 0 6 6

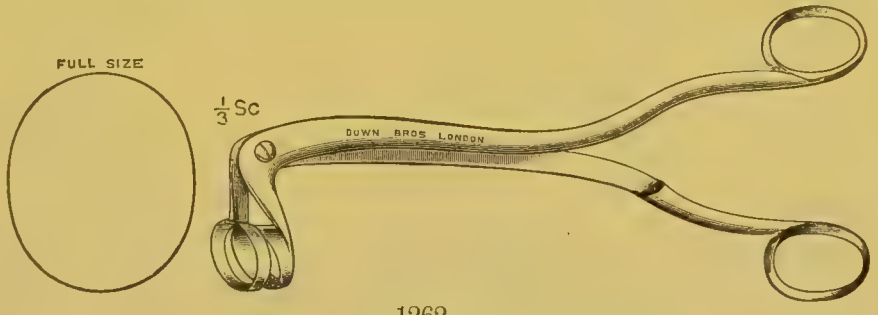

1262.

262 **Epiglottis Punch Forceps**, Lake's, nickel plated . . each 1 5 0



1263.



1264.



1265.

Finger Guards,—

263 Dundas Grant's, leather . . . . . each 0 1 0
264 Hovell's, india-rubber . . . . . ,, 0 1 6
265 Langenbeck's metal . . . . . ,, 0 2 9

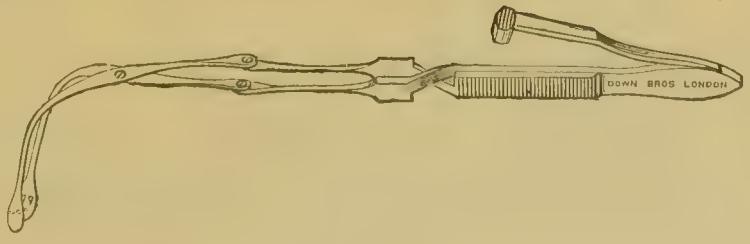

1266.

Forceps, nickel plated,—

66 Brandis' Cross-action Spring, for holding Sponge, etc., with improved stop . . . . . each 0 15 6

No. **Laryngeal, Tonsil, etc., Instruments,** *continued,*— £ s. d.



1267.

Forceps, nickel plated, *continued,*—

1267 Krause's Cotton Wool, for swabbing out throat (recommended by Mr. Symonds) . . . . . each 0 7 6

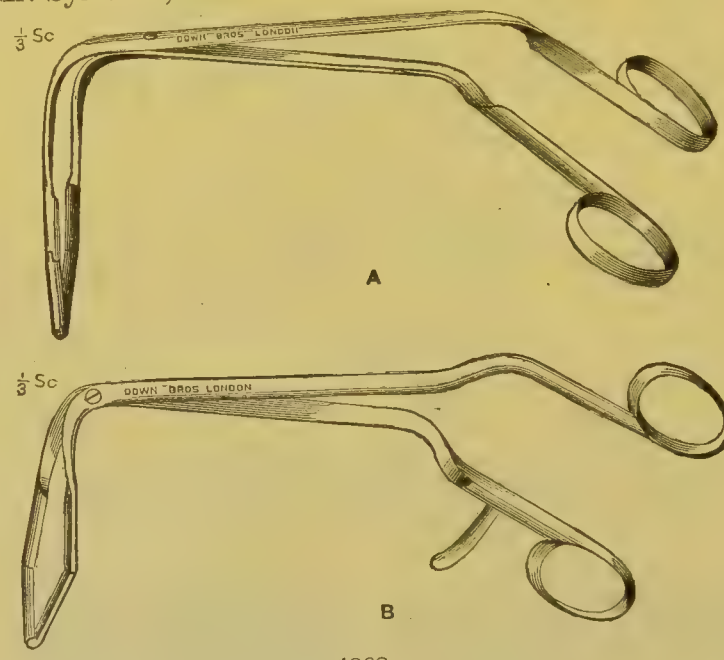

1268

1268 Dundas Grant's, guarded, to open laterally (A), or in antero-posterior direction (B) . . . . . each 1 1 0

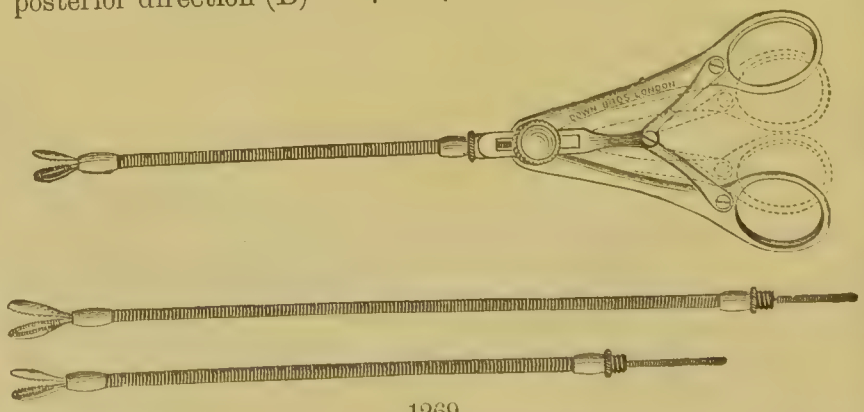

1269.

1269 Durham's Set of three, on flexible stems, to bend in any direction, for foreign bodies, etc., per set, £2 5*s.*; in metal case 2 18 0

The set in leather case, £2 10*s.* 6*d.*

No.

Laryngeal, Tonsil, etc., Instruments, *continued*,—

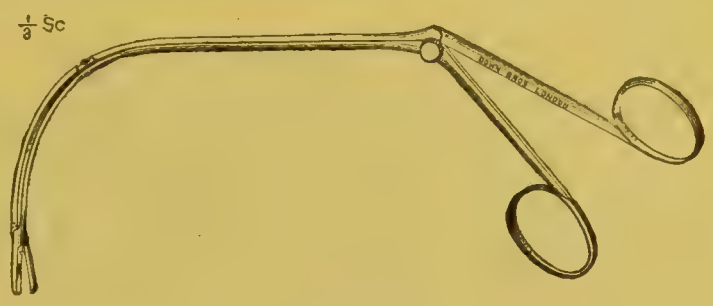

1270.

Forceps, nickel plated, *continued*,— £ *s.* *d.*

1270 Juracz's . . . . . each 1 11 6

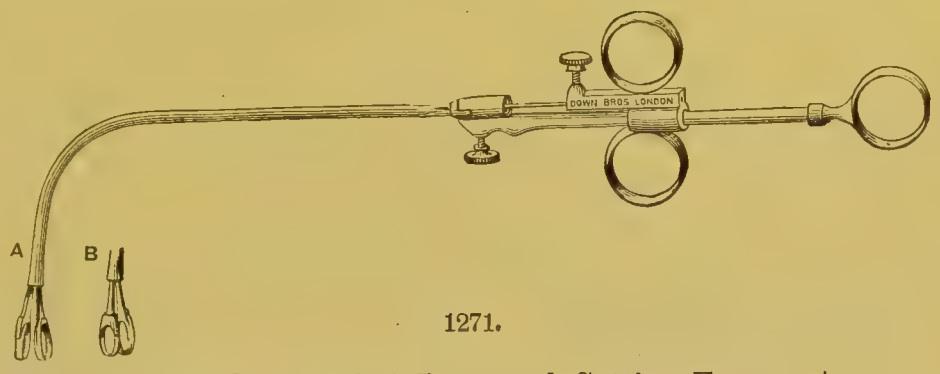

1271.

1271 Krause's handle, fitted with 2 Laryngeal Cutting Forceps, to cut antero-posteriorly and laterally 2 2 0
Vertical Cutting Forceps, to fit same handle . . extra 1 10 0
Laryngeal Snare, to fit same handle . . . . . „ 0 6 0
Nasal Snare, to fit same handle . . . . . „ 0 5 0

The special advantage claimed for Krause's Snare is the extremely easy method of adjusting the wires; also that, while being exceedingly "handy" and easy of manipulation, it is at the same time powerful. The Laryngeal Curette combines these qualities in a remarkable degree.—See description by Mr. CHARTERS SYMONDS, *The Lancet*, October 12, 1889.

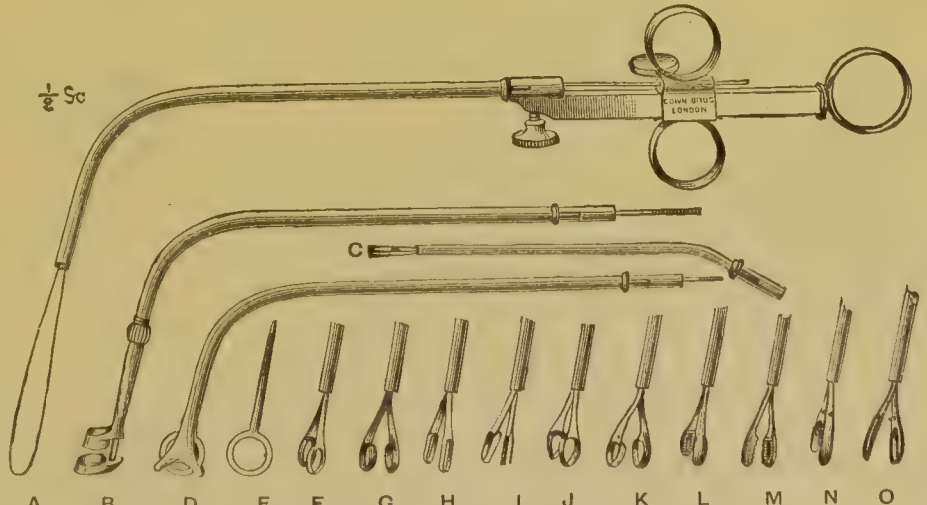

1272.

1272 Krause's complete set, for removal of Laryngeal growths, consisting of 2 Snares (Throat and Nasal), 2 Forceps with

No. **Laryngeal, Tonsil, etc., Instruments,** *continued*,—

£ *s.* *d.*

Forceps, nickel plated, *continued*,—

scoop jaws to grasp laterally and antero-posteriorly, 2 Forceps with serrated jaws, 2 each 2 sizes Cutting Forceps with fenestrated blades, 2 heart-shaped Cutting Forceps with fenestrated blades, 1 each right and left Circular Knives, and one vertical Cutting Forceps ; per set complete, £9; in metal case 10 5 0

The set in mahogany case, £9 9*s*.



1273.

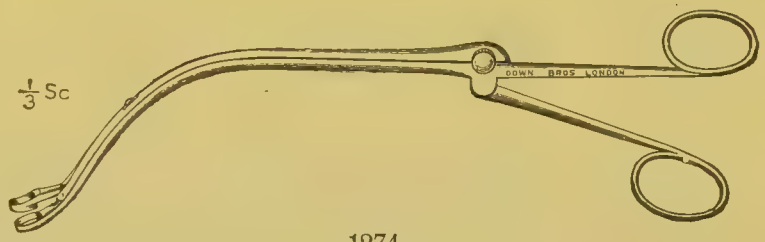

1274.

1273 Lake's, with circular cutting end (intended for all parts of the Larynx above the rima glottidis, except the interarytenoid space) . . . . . each 1 15 0

1274 Lake's, with oval cutting end (for the interarytenoid region) each 1 15 0

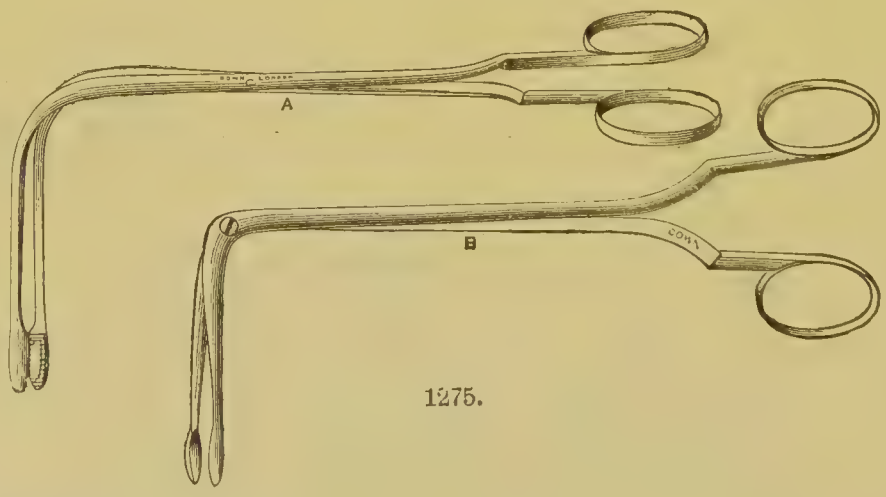

1275.

1275 Mackenzie's rectangular, to open laterally (A), or antero-posteriorly (B) . . . . . each 0 9 0

These Forceps are made in three sizes, and can be supplied either with serrated jaws, as Fig. A, or with scoop jaws, as Fig. B.

No. **Laryngeal, Tonsil, etc., Instruments,** *continued*,—

£ s. d.

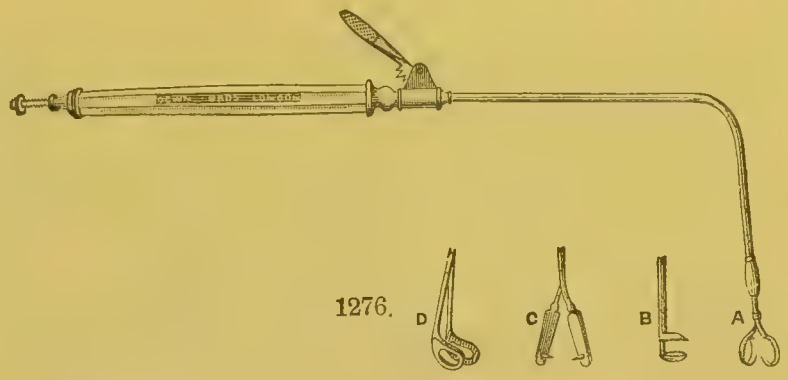

Forceps, nickel plated, *continued*,—

1276 Mackenzie's set of 3 Forceps and 1 pair Scissors, for removing growths from Larynx and Vocal Cords, with metal handle, £3 3*s.*; in metal case 3 17 6

If in leather case, £3 9*s.*

Ditto, set of 3 Forceps only 2 12 6

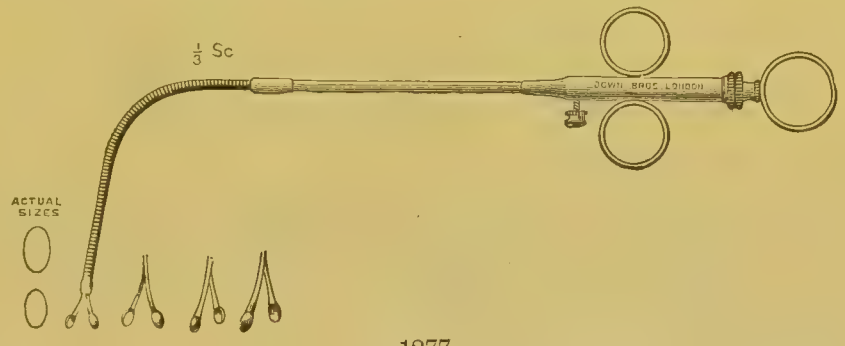

1277.

1277 Moritz Schmitz's, with 4 ends, two cutting laterally, and two antero-posteriorly, £2 2*s.*; in metal case 2 17 6

If in leather case, £2 7*s.* 6*d.*

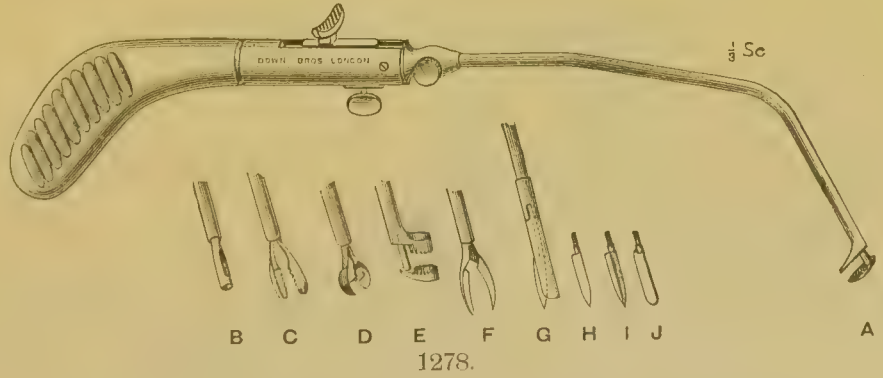

1278.

1278 Schrötter's complete set, for the removal of Laryngeal growths, consisting of Angular Forceps, Caustic Holder, 1 pair each Serrated and Cutting Forceps to grasp laterally, Vertical Serrated Forceps, Scissors, and set of 3 Knives, with adjustable sheath, with metal handle, per set, £8 5*s.*: in metal case 9 9 0

The set in mahogany case, £8 17*s.*

No. **Laryngeal, Tonsil, etc., Instruments,** *continued,*—

£ s. d.

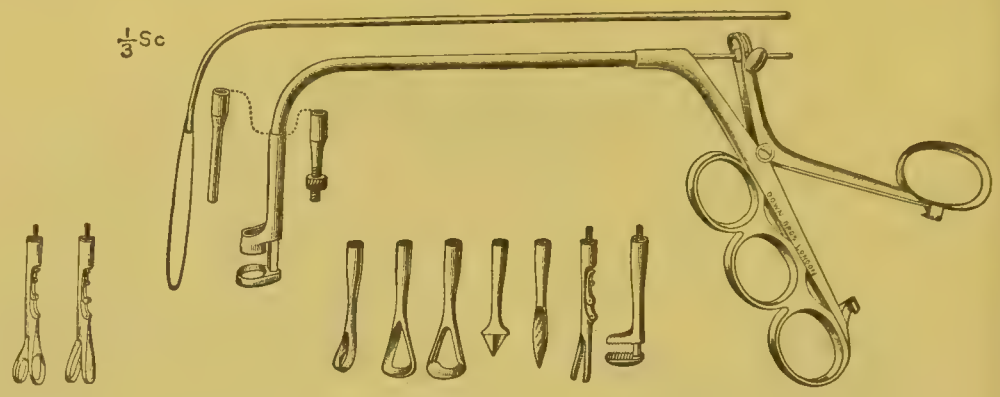

1279.

Forceps, nickel plated, *continued,*—

1279 Watson Williams' complete set, consisting of 5 pairs of Forceps, 2 Lancets, 3 Curettes, and Snare, with lengthening piece to make the instrument useful for children and adults; per set £8; in metal case 9 1 0

N.B.—Less complete sets can be supplied to order.



1280.

1280 Smyly's, for Pharyngeal Bursæ . . . . . each 0 7 6

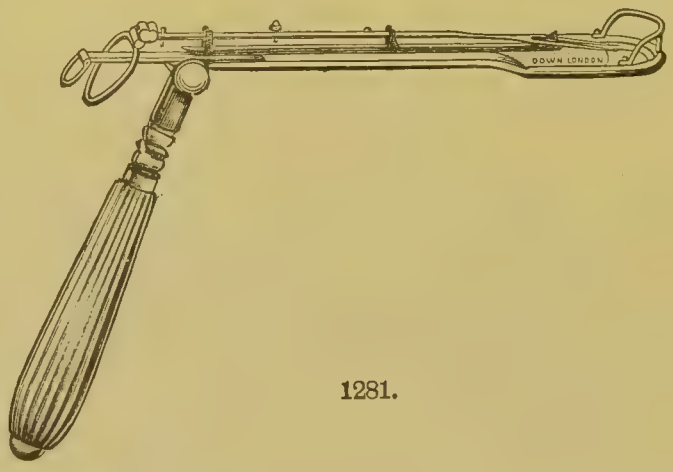

1281.

Guillotines, nickel plated,—

1281 Ballance's, with aseptic metal handle, 3 sizes . . . each 2 10 0

This Instrument is so arranged that the fork works independently of the blade; thus the Tonsil is secured before the blade is brought into use. Reversible handle for using on both sides of the mouth with right hand.



1282.

1282 Beehag's, in 3 sizes . . . . . each 1 15 0

No. **Laryngeal, Tonsil, etc., Instruments,** *continued*,—

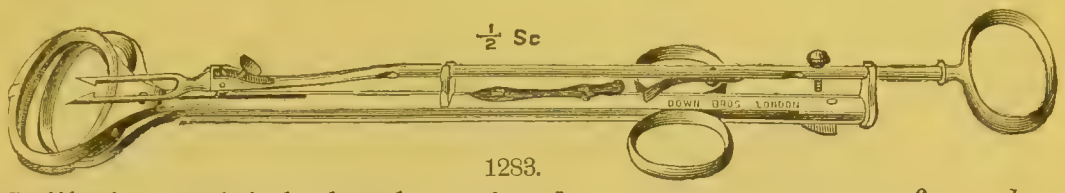

1283.

Guillotines, nickel plated, *continued*,— £ *s.* *d.*

1283 French pattern, 4 sizes . . . . . each 1 12 0

Leather case for above, 6*s.* extra.

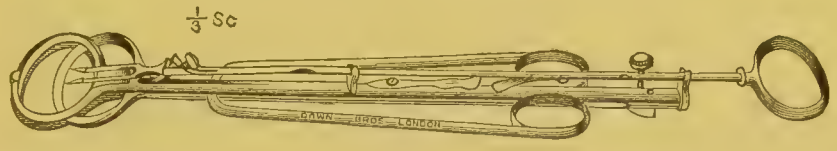

1284.

1284 French pattern, with guard, Ewens'. . . . . each 1 19 6

Leather case for above, 6*s.* extra.

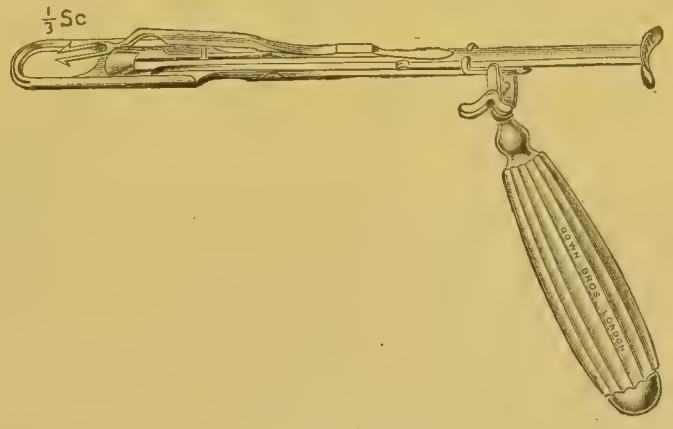

1285.

1285 Hill's, with fork, reversible, to use for both sides with right hand, with metal handle, 3 sizes . . . . each 1 17 6

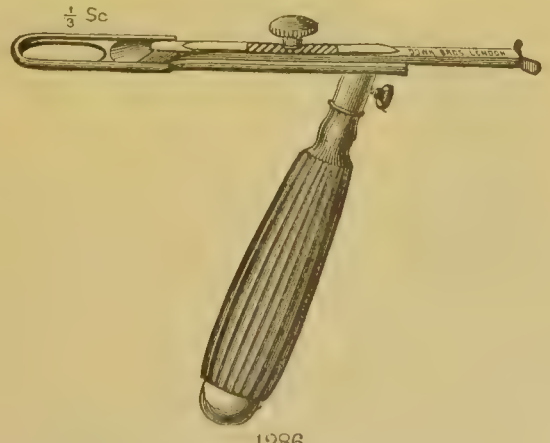

1286.

1286 Kelson's, with aseptic metal handle, 3 sizes . . . each 1 7 6

Extracted from the "Lancet," August 15, 1896.

A MODIFIED TONSILLOTOME.

Messrs. Down Bros. have made for me a tonsillotome which, while somewhat resembling Mackenzie's, differs from it in the

No. **Laryngeal, Tonsil, etc., Instruments,** *continued,*—

£ s. d.

Guillotines, nickel plated, *continued,*—

following particulars:—1. The blade is considerably shorter. Having measured the distance from the lips to the posterior border of the tonsil in a large number of cases, I found that this reduction could be made, and yet the most deeply placed tonsil reached with ease. 2. The handle makes an acute instead of an obtuse angle with the blade, whereby the operator's thumb has much greater power in thrusting home the latter. The instrument seems to do its work satisfactorily.

W. H. KELSON, M.D. Lond., F.R.C.S. Eng.
Queen Street, Cheapside, E.C., July, 1896.

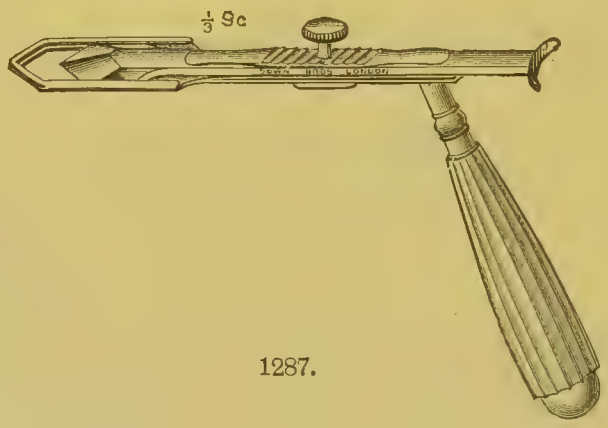

1287.

1287 Lennox Browne's, with aseptic metal handle, in 3 sizes . each 1 5 6

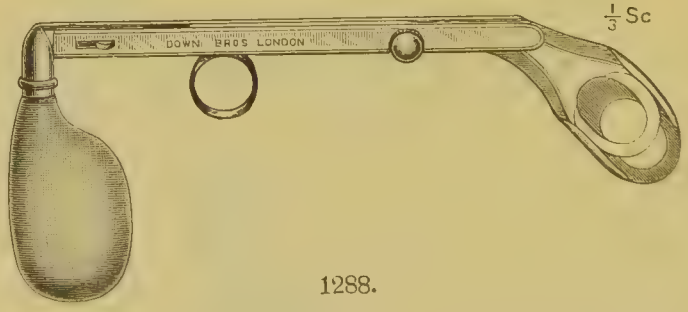

1288.

1288 McGavin's, with metal handle . . . . . each 1 17 6

Extract from "British Medical Journal," April 30, 1904.

A Tonsillotome.—Mr. LAWRIE MCGAVIN, F.R.C.S. Eng. (London, W.), writes: In a recent communication I drew attention to the fact that, although the majority of laryngologists at present use Mackenzie's guillotine in the performance of tonsillectomy, this instrument, like many less well known, still leaves much to be desired. I have been for some time working at the production of a more ideal instrument, and the points

No. **Laryngeal, Tonsil, etc., Instruments,** *continued*,—

£ s. d.

Guillotines, nickel plated, *continued*,—

which I have borne in mind in doing this are those which I believe such a one should possess. They are as follows:

1. It should conform to the curved shape of the oro-pharynx.
2. The long axis of the fenestration should coincide with the long axis of the tonsil when the instrument is in position.
3. It should be very light at the distal end, and fairly heavy at the proximal; this gives a correct balance to the instrument.
4. The grasp should be a powerful one, and therefore the handle should be well fitted to the hand.
5. It should cut as well with one surface of the blade as with the other.
6. The action should be that of the powerful flexors of the index finger rather than that of the feeble thenar muscles.
7. There should be no possibility of jamming or of dislocation of the blade or guides.
8. It should be easily taken to pieces and as easily put together.

All of these points I have endeavoured to combine in my guillotine, which will, I think, be found handy and practical. It is provided with a ring-knife in place of a blade, and with it tonsils markedly dependent in the pharynx are quickly and easily grasped; indeed, in this respect it overcomes one of the chief difficulties which confront those who are not specially practised in tonsillectomy. As the instrument differs so entirely from all others of its kind, it has necessarily had to pass through a good many alterations, and for this reason especially my best thanks are due to Messrs. DOWN BROS. for the patience and careful work they have expended on its production, and to which its success is very largely due.

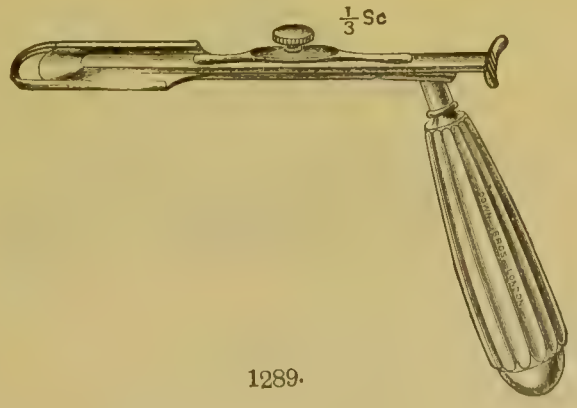

1289.

1289 Mackenzie's, with metal handle, 3 sizes . . . . each 1 5 0

Leather case for set of 3, with one handle, 6*s.* 6*d.*; 3*s.* 6*d.* each allowed for metal handles not required.

No. **Laryngeal, Tonsil, etc., Instruments,** *continued*,—

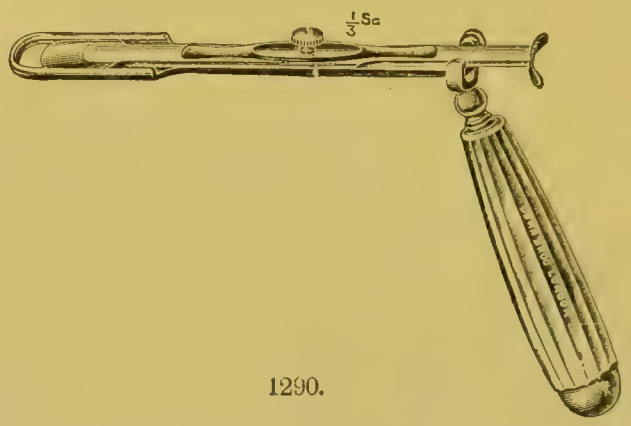

1290.

£ *s.* *d.*

Guillotines, nickel plated, *continued*,—

1290 Mackenzie's reversible, to use for both sides with right hand, with metal handle, 3 sizes . . . . . each 1 10 0

Leather case for set of 3, with one handle, 6*s.* 6*d.*; 3*s.* 6*d.* each allowed for metal handles not required.

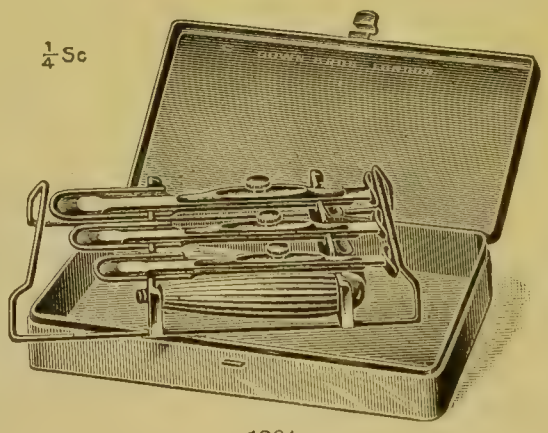

1291.

1291 The Set of 3 Mackenzie's Guillotines, with metal handle, in metal case, with Down Bros.' lift-out Rack . . . 4 5 0

1292* Ditto, ditto, reversible, with metal handle, in metal case, with Down Bros.' lift-out Rack 5 0 0

* The items marked thus * are not illustrated.

No. **Laryngeal, Tonsil, etc., Instruments,** *continued*,—

£ s. d.



1293.

Guillotines, nickel plated, *continued*,—

1293 Myles', for the Lingual Tonsil . . . . . each 1 7 6

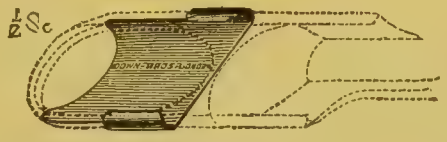

1294.

Guillotine Sheath, nickel plated,—

1294 Fitzgerald's . . . . . each 0 2 6

This sheath fits the large size of Mackenzie's Guillotine, and allows the opening to be reduced to any size required.

Insufflators (*see pages* 354–356).

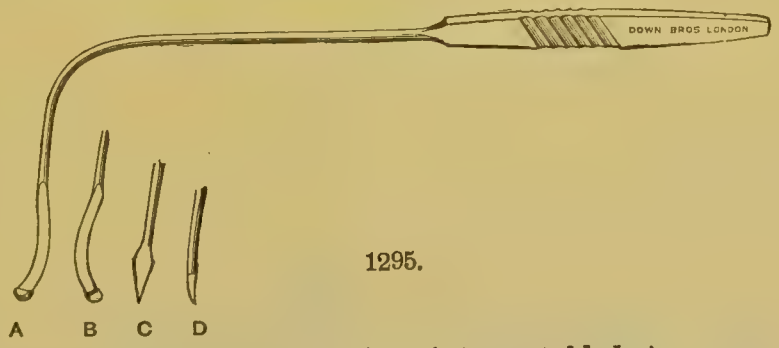

1295.

Knives and Lancets, nickel plated (except blades),—

1295 Forged entirely of steel, 4 shapes . . . . . each 0 8 6

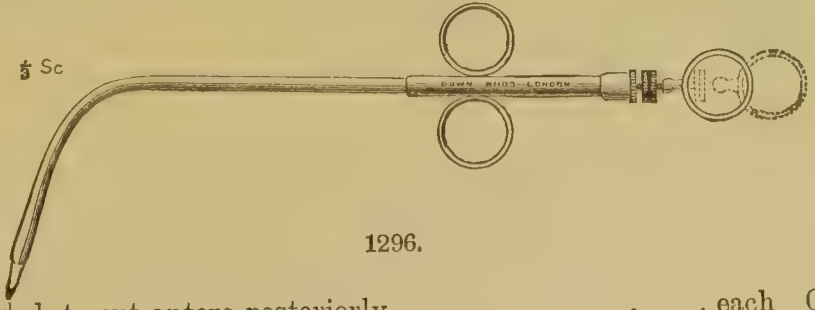

1296.

1296 Guarded, to cut antero-posteriorly . . . . . each 0 12 6

1297* Ditto, to cut laterally . . . . . „ 0 12 6

* The items marked thus * are not illustrated.

No.

Laryngeal, Tonsil, etc., Instruments, *continued*,—



1298.

Knives and Lancets, nickel plated (except blades), *continued*,—

		£	s.	d.
1298	Guarded, revolving, to cut in any direction . . . each	0	17	6

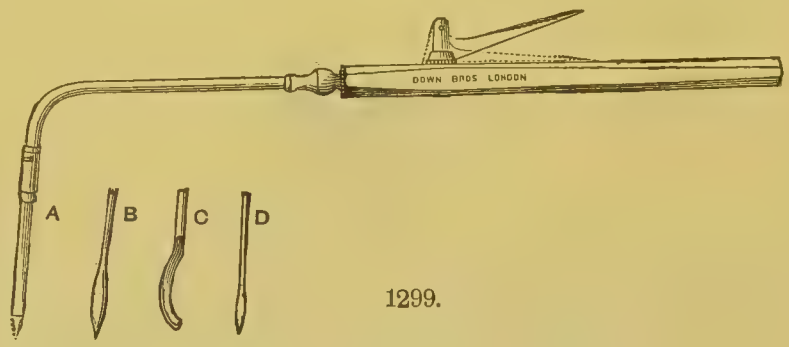

1299.

Lancet, etc., with metal handle, nickel plated,—

1299	Mackenzie's, with one end only (A) . . . . . each	1	11	6
	Extra ends (B, C, and D) . . . . . „	0	5	0

The set complete, in metal case, £3.

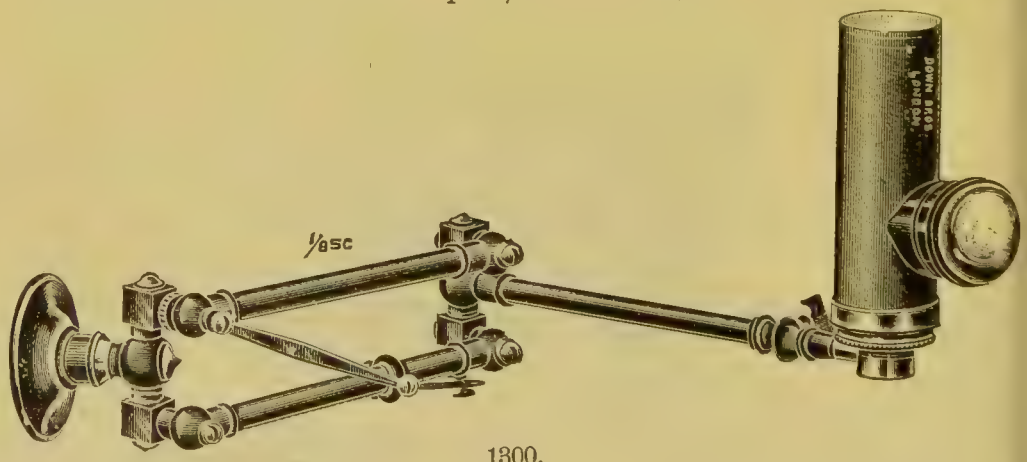

1300.

Lamps and Brackets,—

1300	Mackenzie's Gas Bracket, with lateral movement and rack to raise and lower, with metal chimney and bull's-eye complete	2	10	0
1301*	The same fitted with cover to bull's-eye and shutter at back, each	2	17	6

If fitted with Down Bros.' superior finish extra strong Gas Bracket, with extra stopcock close to wall, £1 extra.

* The items marked thus * are not illustrated.

No. **Laryngeal, Tonsil, etc., Instruments,** *continued*,—



1303.

1302.

		£	s.	d.
	Lamps and Brackets, *continued*,—			
1302	Down Bros.' superior finish extra strong Gas Bracket, fitted with extra stopcock close to wall, Sugg's burner, glass chimney, extra large metal chimney to accommodate same, cover to bull's-eye, and opening for plain light with shutter at back, and improved arrangement for rotating the chimney, as fitted for Guy's Hospital, etc. each	4	15	0
	If fitted with Iris Diaphragm, as Fig. 1303, 10*s.* extra.			
304*	Down Bros.' superior finish extra strong Gas Bracket, fitted with incandescent gas burner and bye-pass, glass chimney, extra large metal chimney to accommodate same, cover to bull's-eye and opening for plain light with shutter at back, and arrangement for rotating chimney	4	17	6
	If fitted with Iris Diaphragm, as Fig. 1303, 10*s.* extra.			

These large pattern chimneys, originally suggested by Dr. Carpenter, are specially recommended when it is desired to use a glass chimney inside the metal one, for the purpose of steadying the light. The galleries are perforated with large holes, allowing a stream of cool air to circulate between the metal and the glass, obviating the liability of the latter to crack or break.

* The items marked thus * are not illustrated.

No. **Laryngeal, Tonsil, etc., Instruments,** *continued,*—

£ *s.* *d.*



1305.

Lamps and Brackets, *continued,*—

1305 Down Bros.' superior finish extra strong Gas Bracket, fitted on upright pillar and handsome polished ebony weighted stand to place on table, Sugg's burner, glass chimney, extra large metal chimney to accommodate same, cover to bull's-eye, and opening for plain light with shutter at back, and improved arrangement for rotating chimney 6 6 0

If fitted with Iris Diaphragm, as Fig. 1303, 10*s.* extra.

No. **Laryngeal, Tonsil, etc., Instruments,** *continued*,—

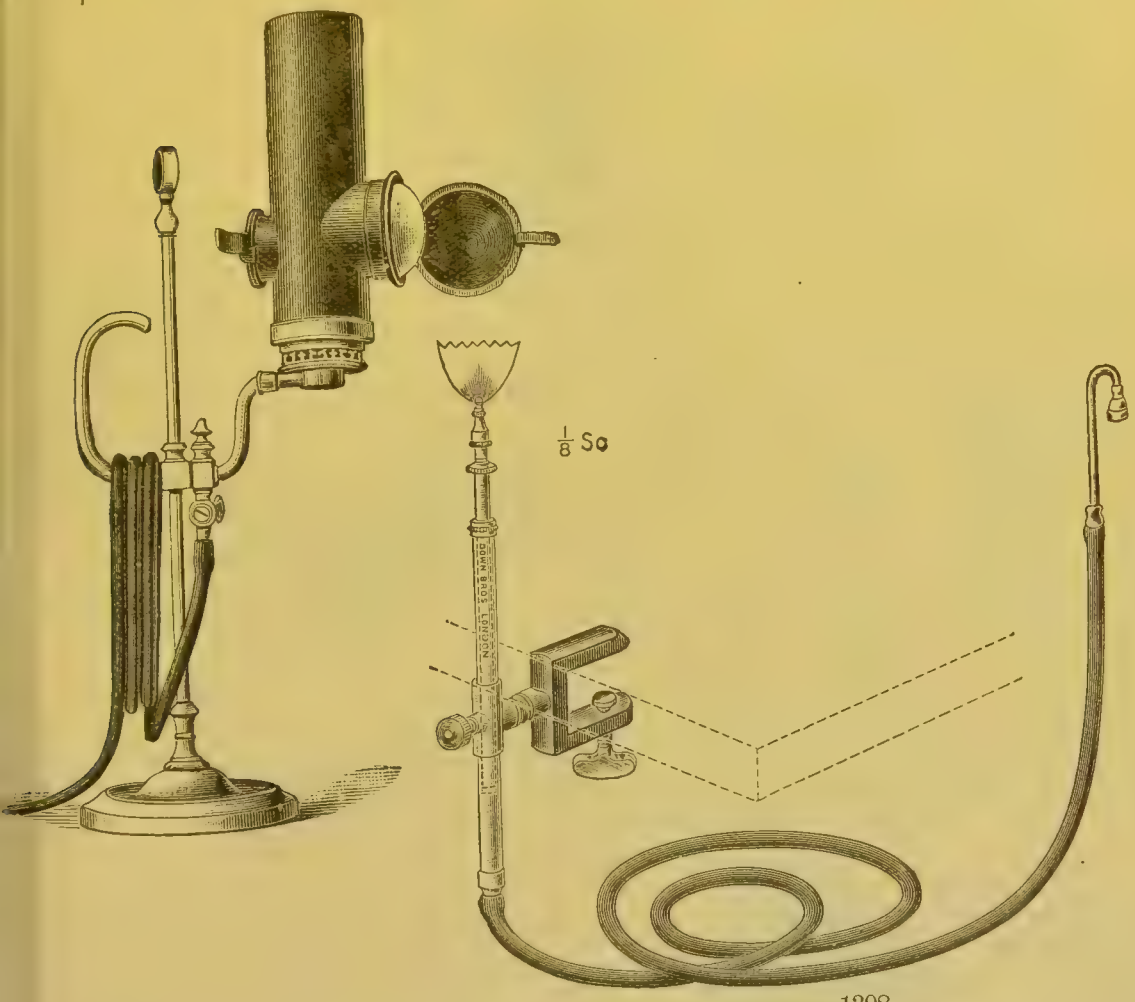

1306. 1308.

		£	s.	d.
	Lamps and Brackets, *continued*,—			
1306	Neil Griffiths' Portable, with metal chimney and bull's-eye, cover to bull's-eye, and opening at back for plain light with shutter. This screws apart, and can be carried in an ordinary surgeon's bag. Brass lacquered . . each	2	7	6
	If fitted with Iris Diaphragm, as Fig. 1303, 10*s.* extra.			
1307*	The same apparatus as above, but without the cover to bull's-eye and shutter at back . . . . . each	2	0	0
	If nickel plated, 6*s.* 6*d.* each extra.			
	India-rubber Tubing for use with above, 1*s.* 6*d.* per yard.			
1308	Brown Kelly's Portable Gas Jet, with swan-neck connection and India-rubber tubing to fit ordinary gas burner, intended to carry about in Surgeon's bag . . . each	1	5	0
	India-rubber Tubing for use with above, 1*s.* 6*d.* per yard.			

* The items marked thus * are not illustrated.

No. **Laryngeal, Tonsil, etc., Instruments,** *continued*,—

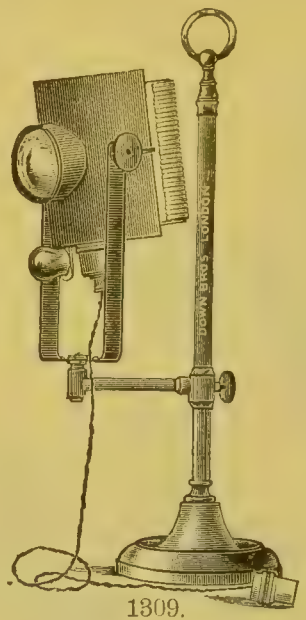

1309.

Lamps and Brackets *continued*,— £ s. d.

1309 Electric Lamp on Standard, for Table, suggested by Dr. Greville Macdonald, with handle to use as hand lamp, including cord and wall plug to connect with supply from the main, and 32 c.p. Swan-Edison Lamp 4 4 0

1310* Ditto, with handle, etc., fitted to Bracket to fix against wall 5 0 0

1311* Ditto, ditto, on tall Standard, to stand on floor for hospital use 4 0 0

N.B.—State voltage of current when ordering.



1312.

1312 Down Bros.' Improved Electric Light Bracket, with lateral swing movement and rack to raise and lower, Chimney with Bull's-eye for Throat examinations, Cover to Bull's-eye, and opening at back with iris diaphragm to give larger or smaller pencil of light for Eye examinations, fitted with Swan-Edison Lamp . . . complete 5 17 6

If fitted on Standard for Table (as Fig. 1309), instead of Bracket, £5 1*s.* 6*d.*

N.B.—State voltage of current.

* The items marked thus * are not illustrated.

No.

Laryngeal, Tonsil, etc., Instruments, *continued*,—

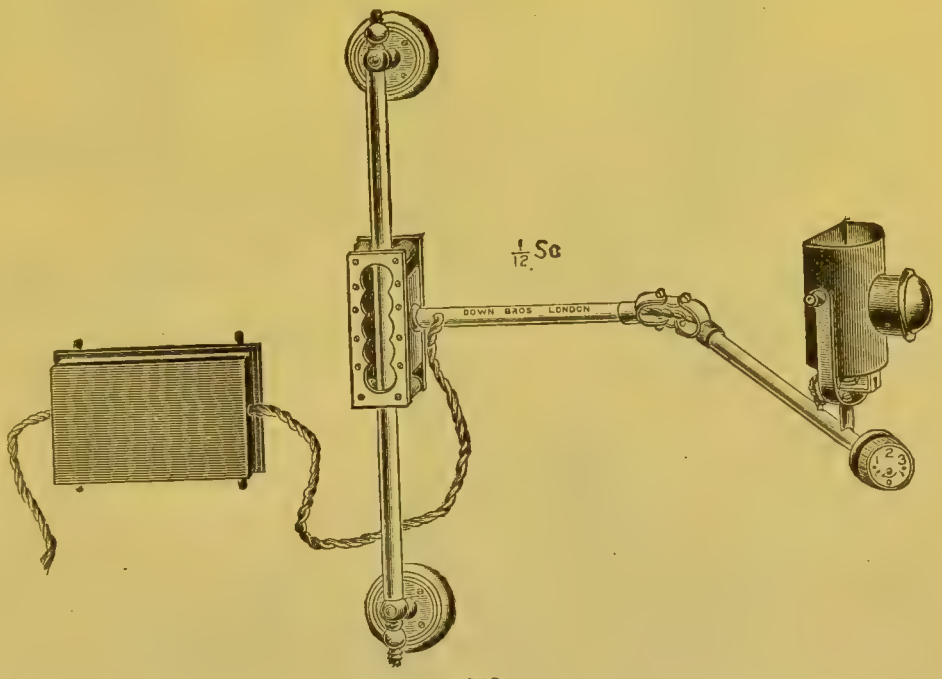

1313.

£ s. d.

Lamps and Brackets, *continued*,—

1313 Electric Light Bracket, fitted with rollers to slide on vertical bar, lateral swing movement, with resistance box and graduating switch, fitted with Swan-Edison Lamp, half ground vertically 5 5 0

If fitted with Focus Lamp, extra, 10*s.* 9*d.* Focus Lamps are only supplied at risk of purchaser, and are not made of higher voltage than 100 Volt; if current is of higher voltage the lamp should be used in connection with resistance, or with another lamp in circuit.

Bracket as above, but without metal chimney for Ophthalmic work (*see page* 547).

N.B.—One bracket cannot be used for both purposes.

No.

Laryngeal, Tonsil, etc., Instruments, *continued*,—

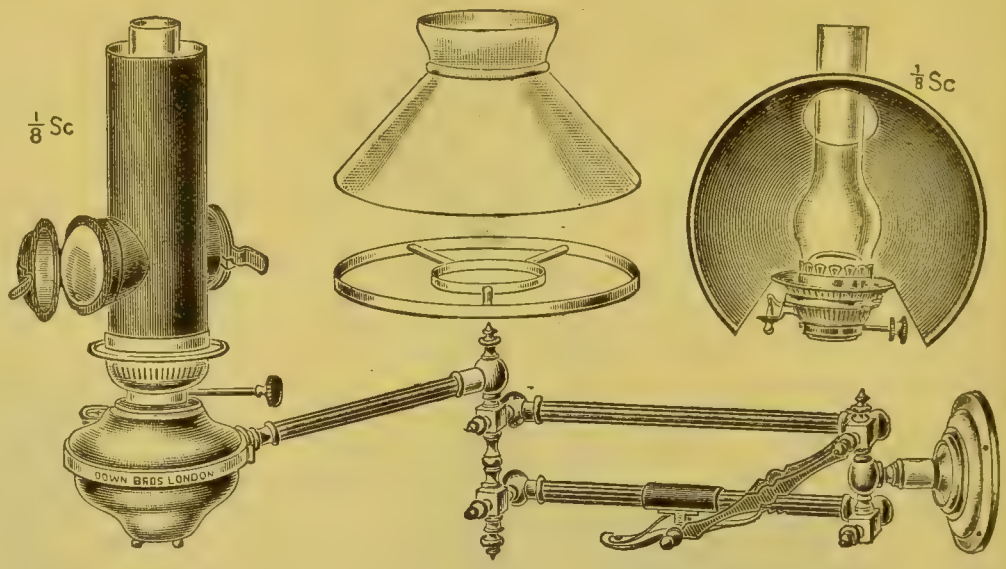

1314.

Lamps and Brackets, *continued*,—

		£	s.	d.
1314	Down Bros.' superior finish, extra strong Bracket, with strong Brass Ring Clamp, holding Metal Reservoir for oil, fitted with Circular Burner, Glass Chimney and extra large Metal Chimney to accommodate same, Cover to Bull's Eye, and Shutter to open at back for plain light for Ophthalmic work	4	18	0
	If fitted with smaller size Metal Chimney without the cover to bull's eye, and without opening at back (to use without glass chimney)	4	5	6
	If fitted with Shade Support and Opal Shade for reading purposes . . . . . extra	0	4	0
	If fitted with Nickel-plated Reflector . . . „	0	18	6
	Spare Glass Chimneys . . . . . each	0	0	9

The extra strong Bracket quoted above is particularly recommended, as owing to the weight to be borne on the end the cheaper and lighter forms are found unequal to the strain, and are liable to get out of order. The extra large metal chimney is recommended when it is desired to use a glass chimney inside (particularly for ophthalmic work). It admits of a stream of cool air passing between the metal and the glass, thus keeping the metal cool, and avoiding the liability of the glass chimney breaking. Finally, attention is drawn to the metal clamp, which holds the reservoir so firmly that it would be impossible to misplace it accidentally, a common fault with many commercial lamps.

1315*	Baber's Portable Alcohol Lamp, with Incandescent Burner and Spare Mantle . . . . . each	0	18	6

Box with compartments for above, extra, 6*s*.

* The items marked thus * are not illustrated.

o. **Laryng'eal, Tonsil, etc., Instruments,** *continued*,—

£ *s.* *d.*

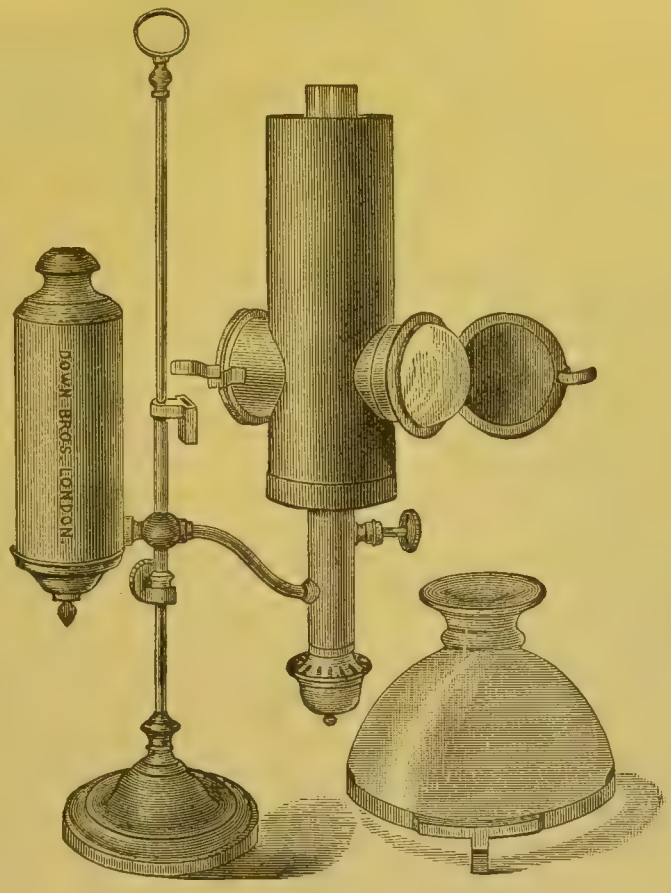

1316.

Lamps and Brackets, *continued*,—

316 Improved Model Lamp, for use with crystal oil, suggested by G. A. Carpenter, M.D., each, bronze, £3; nickel plated 3 15 0

This Lamp gives a light equal to 25 candles when arranged as shown in the illustration for Laryngoscopic purposes.

By closing the cover over bull's-eye, and opening the shutter at back, a light equal to 10 candles for Ophthalmic examinations.

It can also be used as an ordinary Reading Lamp by removing metal chimney and adapting the shade.

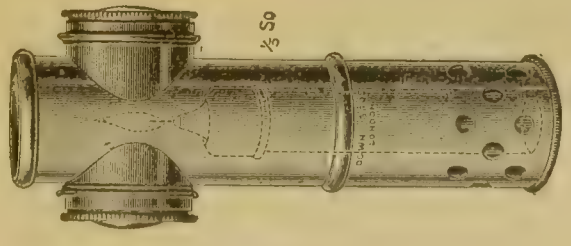

1317.

317 Priestley Smith's Portable Candle Lamp . . . each 0 9 6

Candles for use with same, 2*s.* per dozen.

No. **Laryngeal, Tonsil, etc., Instruments,** *continued*,— £ s. d.

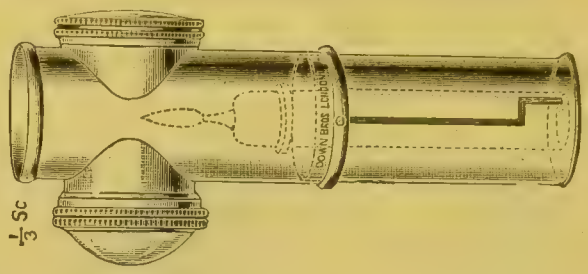

1318.

Lamps and Brackets, *continued*,—

1318 Priestley Smith's New Model Telescopic . . . . each 0 10 6

Candles for use with same, 2*s*. per dozen.

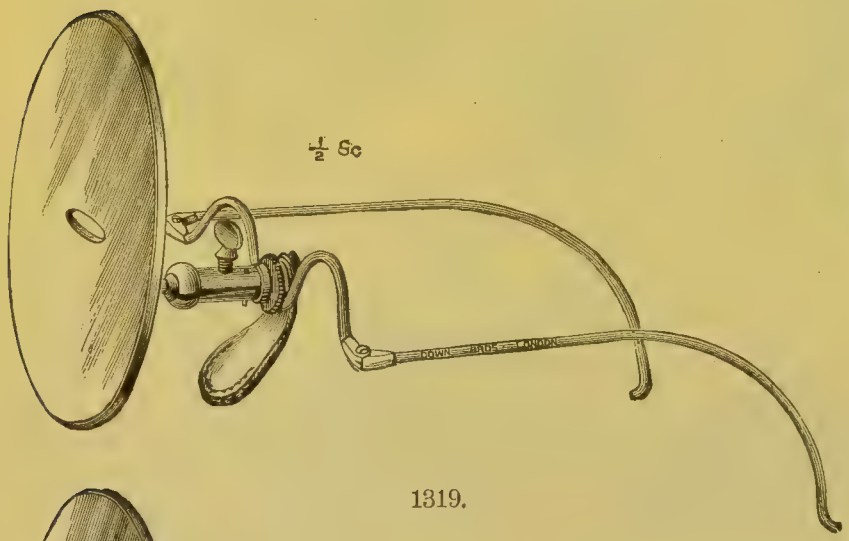

1319.

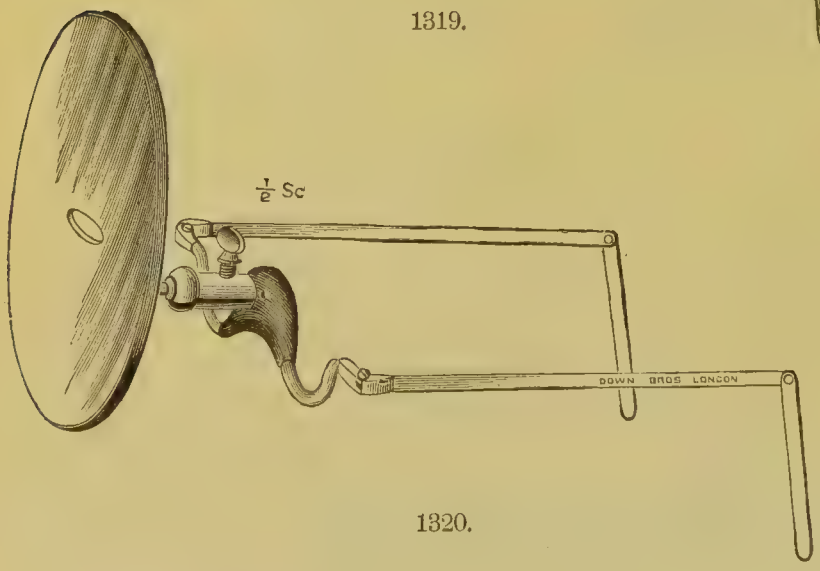

1320.



Laryngoscopes,—

1319 Lennox Browne's Spectacle Frame and Nose Rest, and set of 3 Laryngeal Mirrors, with metal handle, in case . . 1 17 6

If in metal case, 10*s*. 6*d*. extra.

1320 Mackenzie's Spectacle Frame, and set of 3 Laryngeal Mirrors, with metal handle, in case 1 16 0

If in metal case, 10*s*. 6*d*. extra.

No. **Laryngeal, Tonsil, etc., Instruments,** *continued*,—

£ *s. d*



1321.

Laryngoscopes, *continued*,—

1321 Semon's Spectacle Frame, and set of 3 Laryngeal Mirrors, with metal handle, in case 1 15 6

If in metal case, 10*s.* 6*d.* extra.

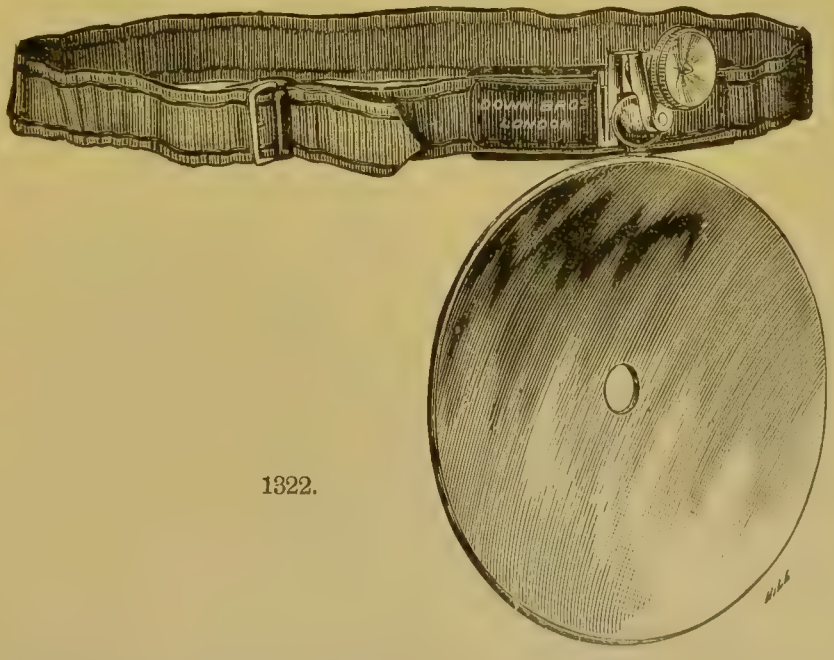

1322.

1322 Störk's, with 4-in. Mirror, Head Band, and set of 3 Laryngeal Mirrors, with metal handle, in case 2 2 0

No.	**Laryngeal, Tonsil, etc., Instruments,** *continued*,—	£	s.	d.



1323.

Laryngoscopes, *continued*,—

1323	Symonds' Improved Spectacle Frame, with set of 3 Laryngeal Mirrors, with metal handle, in case	1	17	6
	If in metal case, 10*s.* 6*d.* extra.			
1324*	Ditto, ditto, with set of Purves' Aural Specula, Throat Brush and Probe, with metal handles, in case	2	10	6
1325*	Ditto, ditto, with Purves' Set of Specula, Troeltsch's Mirror, and Throat Brush and Probe, with metal handles, in case .	3	2	0

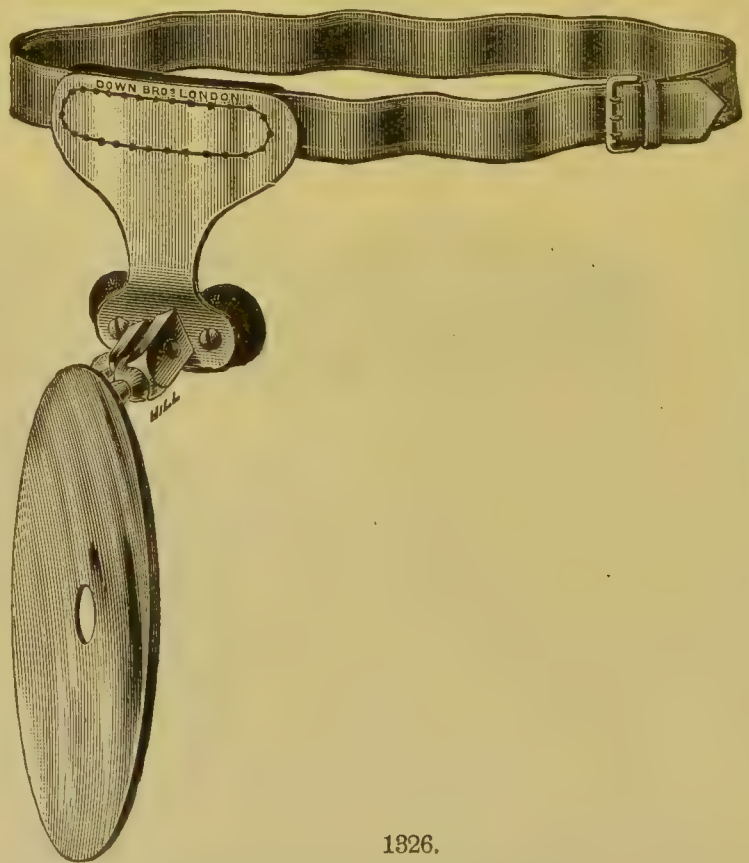

1326.

1326	With 4-in. Mirror, Head Band and Nose Rest, and set of 3 Laryngeal Mirrors, with metal handle, in case . . .	2	0	0

* The items marked thus * are not illustrated.

No. **Laryngeal, Tonsil, etc., Instruments,** *continued*,—

£ *s.* *d.*

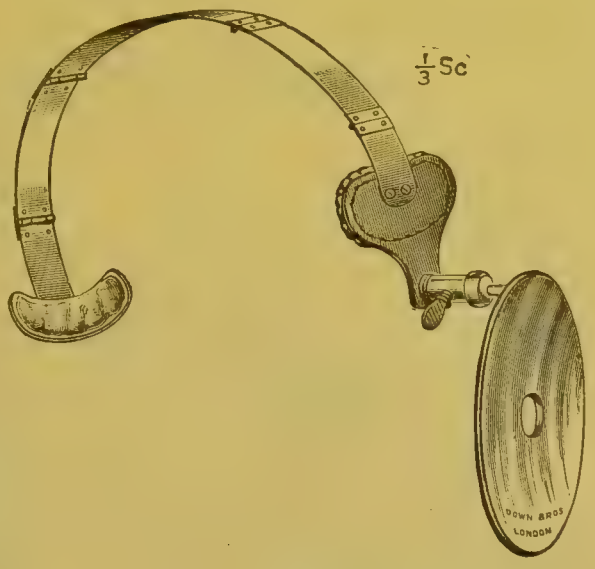

1327.

Laryngoscopes, *continued*,—

1327 With 3½-in. Mirror, and metal Head Band (hinged to fold), and 3 Laryngeal Mirrors, with metal handle, in case . . 2 2 0



1328.

1328 With 3½-in. Mirror, and Head Band, and set of 3 Laryngeal Mirrors, with metal handle, in case 1 10 0

No. **Laryngeal, Tonsil, etc., Instruments,** *continued*,— £ s. d.



1329.

1329 **Kirstein's Autoscope,** fitted with Kaspar's Electric Light (15 volt), complete in case 4 4 0

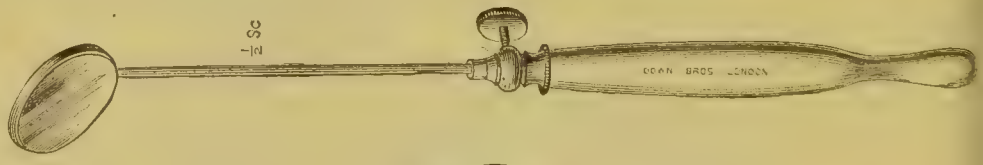

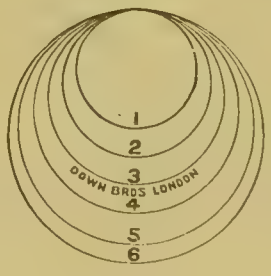

1330

Laryngeal Mirrors,—

1330 With Screw, metal handles, 6 sizes . . . . . each 0 4 6
Without handle . . . . . „ 0 2 6
1331* With fixed metal handle, 6 sizes . . . . . „ 0 4 0

* The items marked thus * are not illustrated.

No.	Laryngeal, Tonsil, etc., Instruments, *continued*,—	£	s.	d.
1332*	**Larynx**, papier-maché, natural size, divisible into 2 parts . each	0	10	6
1333*	Ditto, double natural size, with muscles, cartilages and arteries, showing the Trachea down to the bifurcation; the different muscles dismountable . . . . each	1	7	0

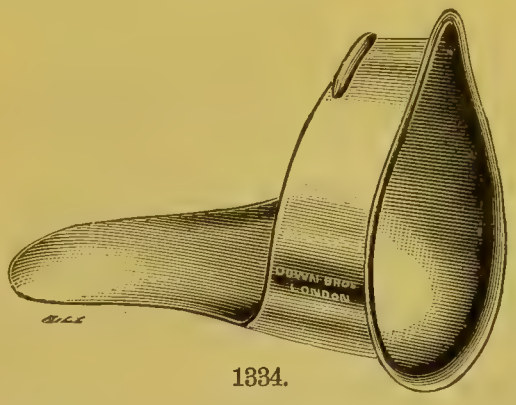

1334.

1334	**Mouth Specula**, Gutsch's, in 5 sizes, each, 2*s.*; per set . .	0	10	0



1335.

1335	**Pharyngeal Bistouries**, solid forged steel, with nickel-plated handles . . . . . each	0	5	6



1336.

1336	**Pharyngeal Spatula**, boxwood . . . . . each	0	0	9

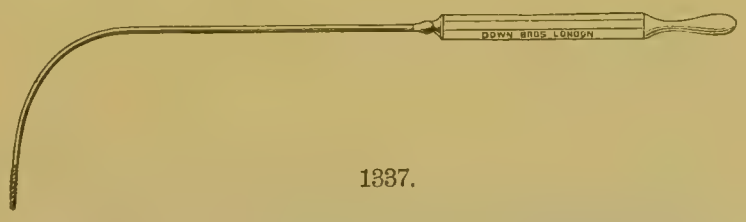

1337.

Probes, for Cotton Wool, etc., with metal handles,—

1337	Bronner's aluminium . . . . . each	0	2	6



1338.

1338	Mackenzie's, German silver (of three curves) . . per doz.	1	1	0

* The items marked thus * are not illustrated.

No. **Laryngeal, Tonsil, etc., Instruments,** *continued,*— £ s. d.



1339.

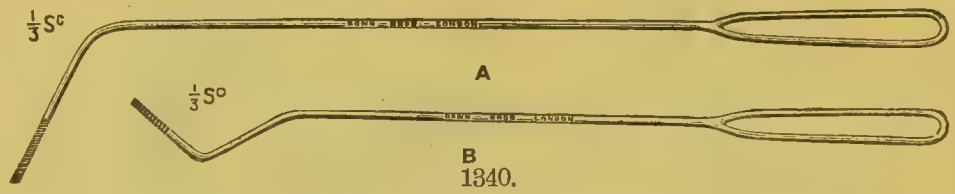

1340.

Probes, for Cotton Wool, etc., metal handles, *continued,*—

1339 Mackern's, German silver . . . . . per doz. 0 10 0

1340 Wire, 2 forms (A and B), as used at Central London Ear and Throat Hospital . . . . . per doz. 0 10 0

Cauteries, Galvanic (*see pages* 1053–1056).



1341.

Sounds or Probes, with metal handles, nickel plated,—

1341 Frankel's, copper . . . . . each 0 4 0



1342.

1342 Tobold's . . . . . each 0 2 6



1343.

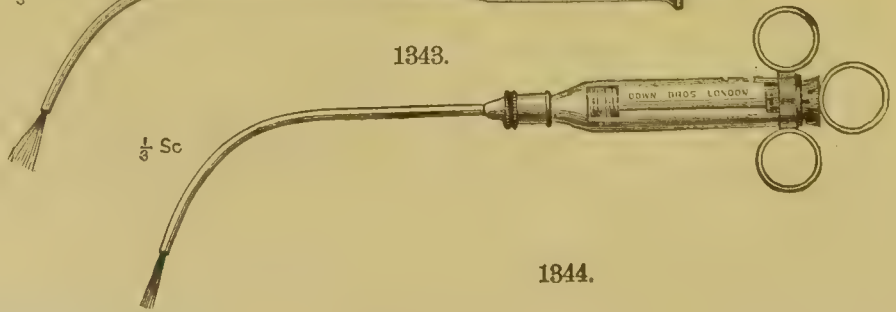

1344.

Syringes,—

1343 Bronner's Aseptic Glass, with metal Pipe . . . . each 0 2 3

1344 Ditto, with Finger Rings in addition, 3*s.* 6*d.*; in aseptic metal case 0 11 0

No. **Laryngeal, Tonsil, etc., Instruments,** *continued*,— £ s. d.

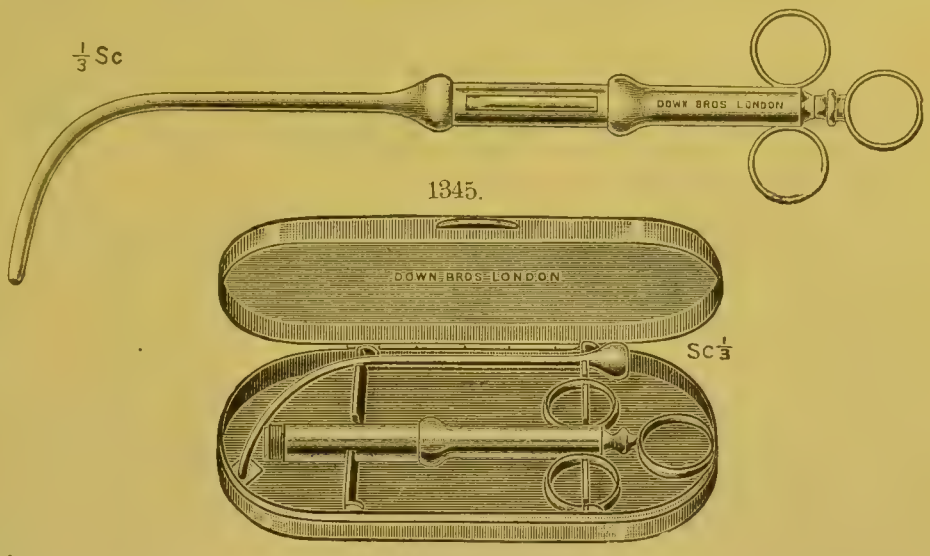

1345. 1346.

Syringes, *continued*,—

1345 Colin Campbell's (for direct treatment of Phthisis), with glass barrel and asbestos piston, each, 13*s.* 6*d.*; fitted in metal case 1 1 0

1346 Ditto, metal throughout, with metal piston, each, 13*s.* 6*d.*; fitted in metal case 1 1 0



1347.

1347 Downie's, for Menthol injections in cases of Phthisis of Larynx, with two vulcanite Pipes, 6*s.* 6*d.*; in leather case . . 0 10 6



1348.

1348 Frankel's, with Laryngeal and Nose Pipes, 5*s.* 6*d.*; in leather case 0 9 6

1349* Frankel's, with Laryngeal and Nose Pipes, metal mounted, 11*s.* 6*d.*; fitted in metal case 1 0 0

* The items marked thus * are not illustrated

No. **Laryngeal, Tonsil, etc., Instruments,** *continued*,—

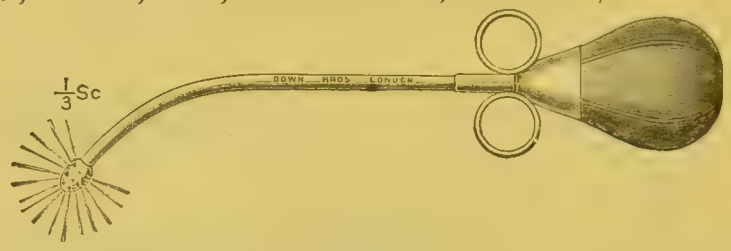

1350.

Syringes, *continued*,— £ *s.* *d.*

1350 Gibbs', with silver Pipe and india-rubber Ball . . each 0 14 0



1351.

1351 Heryng-Krause's combined Throat and Nose Syringe, with Needles for subcutaneous injection, 12*s.* 6*d.*; in leather case 0 19 6

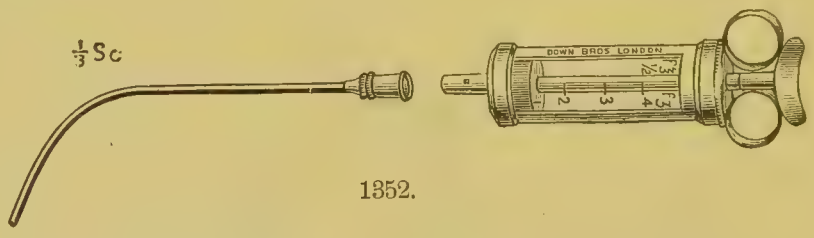

1352.

1352 Lake's, ½-oz. graduated glass Barrel, with metal Mountings and Pipe . . . . . each 0 18 6

1353 Mendel's, in metal case 1 5 0



1354.

1354 Tobold's, vulcanite, 3*s.* 6*d.*; in leather case 0 6 6

1355* Ditto, metal mounted, with metal Pipe, 10*s.* 6*d.*; fitted in metal case 0 18 0

1356* Ditto, metal mounted, with silver Pipe, each, 13*s.* 6*d.*; in metal case 1 1 0

* The items marked thus * are not illustrated.

No. **Laryngeal, Tonsil, etc., Instruments,** *continued,*—



1357.

£ s. d.

Syringes, *continued,*—

1357 Watson Williams', fitted with 2 Needles for subcutaneous injection, 15*s.*; in leather case 1 0 0

1358* Ditto, metal mounted, ditto, each, 18*s.* 6*d.*; fitted in metal case 1 12 0

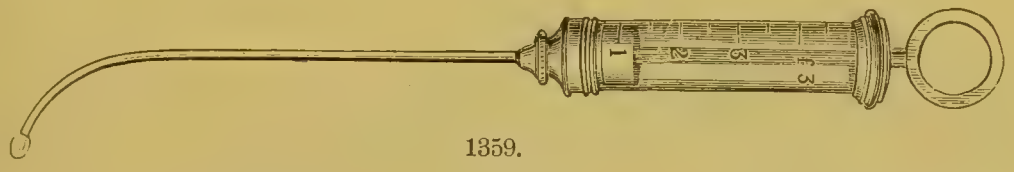

1359.

1359 With plated Pipe and graduated glass Barrel . . each 0 8 6

Thyrotomy Forceps, nickel plated,—

1360* Burrows', with take-off joint, each, 10*s.* 6*d.*; with screw joint 0 9 0

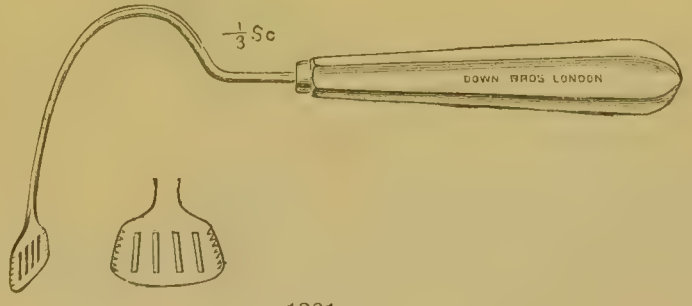

1361.

Tongue Depressor, nickel plated,—

1361 Aldous' . . . . . each 0 5 0

* The items marked thus * are not illustrated.

No. **Laryngeal, Tonsil, etc., Instruments,** *continued*,—



1362.



1363.



1364.

		£	s.	d.
	Tongue Depressors,—			
1362	Baber's . . . . . each	0	5	6
1363	Ditto, thimble pattern, for children . . . . „	0	4	0
1364	Copeland's (particularly suitable for children) . . . „	0	3	6

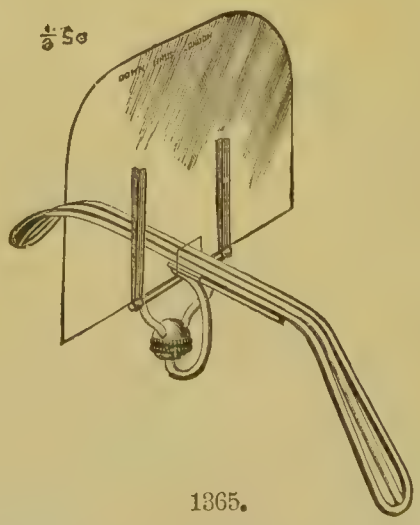

1365.

1365	Dowding's, with mica Shield, for use in infectious cases . each	0	13	6

No. **Laryngeal, Tonsil, etc., Instruments,** *continued*,—

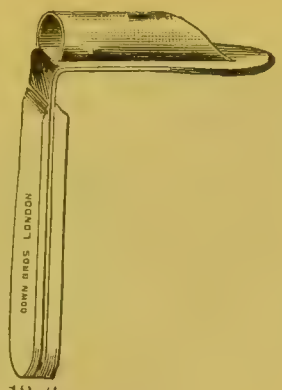

1366.

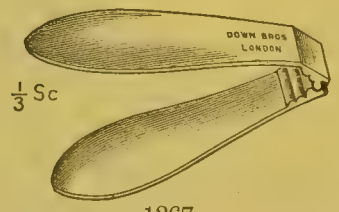

1367.

		£	s.	d.
	Tongue Depressors, *continued*,—			
1366	Eastes', for children, to protect the tube while using spray, with metal handles . . . . . each	0	6	0
1367	Folding, with concave blades, plated, and gilt ends, 2 sizes— each, children's, 5*s.* 6*d.*; adults'	0	6	0
	Ditto, white metal, 2 sizes . . . . . each	0	4	0

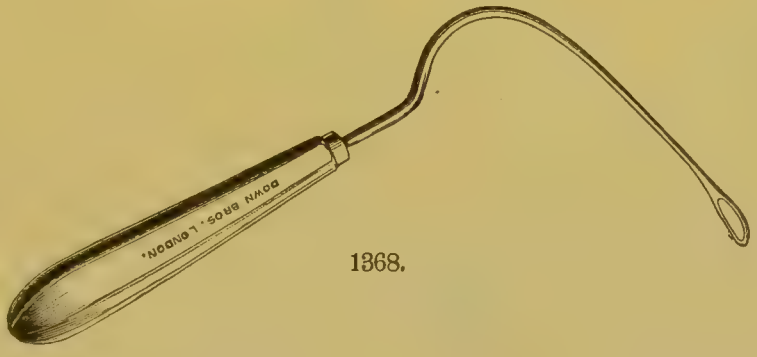

1368.

1368	Frankel's, with metal handles . . . . . each	0	3	6



1369.

1369	Glass . . . . . per doz.	0	9	0



1370.

1370	Glass, with coloured end (red) . . . . . per doz.	0	12	0

No. **Laryngeal, Tonsil, etc., Instruments,** *continued*,—

£ s. d.

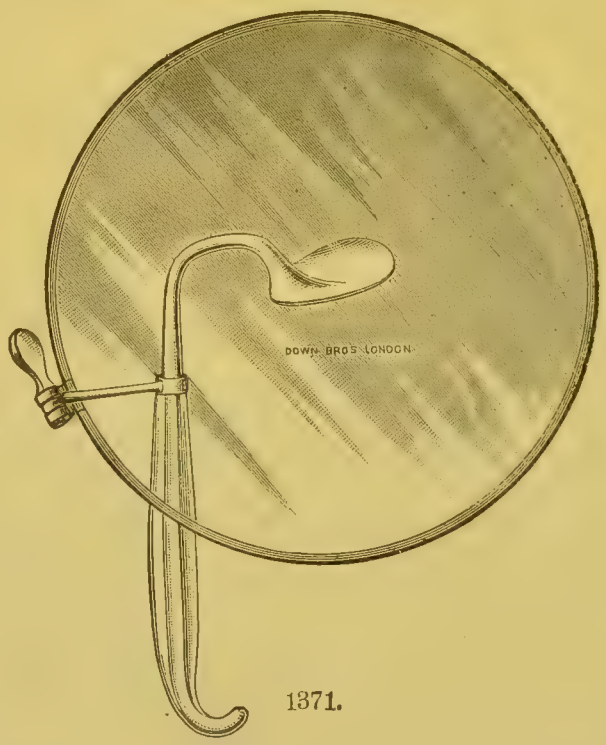

1371.

Tongue Depressors, *continued*,—

1371 Hale White's, consisting of Türck's metal Depressor, with glass Shield, for use in infectious cases . . . each 0 13 6

Extract from "British Medical Journal," August 29, 1891.

I have known a doctor to contract severe diphtheria because the patient expectorated on to him during the examination of the throat; and even if such consequences do not follow, it is extremely disagreeable for the observer to receive the patient's expectoration on his face. Messrs. DOWN BROS., of St. Thomas's Street, have therefore fixed a large disc of plain glass on to a Türck's spatula for me. By this arrangement the glass prevents the expectoration from reaching the observer's face, and also prevents the patient from blowing out the taper used to look at the throat. The spatula is made entirely of metal, so that it can be disinfected by boiling. The glass can be detached from the spatula, and can be disinfected with perchloride of mercury. I hope that this arrangement may diminish the number of doctors who are victims to diphtheria.

W. HALE WHITE.

No. **Laryngeal, Tonsil, etc., Instruments,** *continued*,—

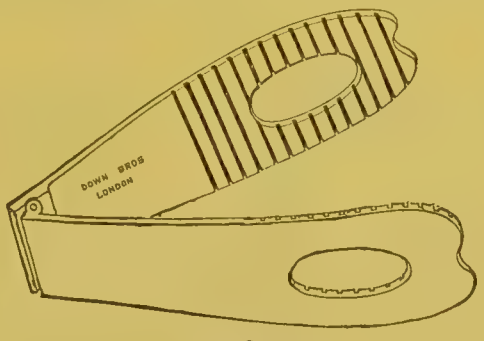

1372.

Tongue Depressors, *continued*,— £ *s. d.*

1372 Hollis's, plated . . . . . each 0 7 6

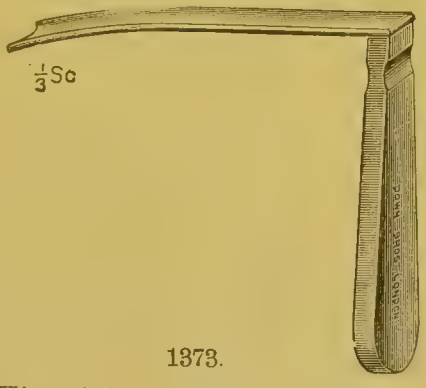

1373.

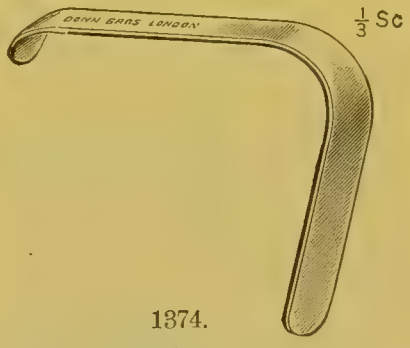

1374.

1373 Kirstein's, for direct examination (*see also page* 294) . each 0 5 6

1374 Lack's, in 2 sizes . . . . . „ 0 3 0

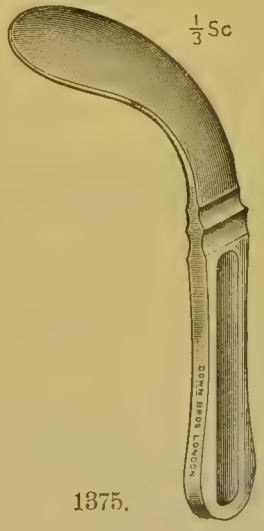

1375.

1375 St. Thomas's pattern, plated, 2 sizes—children's and adults', each, 6*s.* 6*d.* and 0 7 6

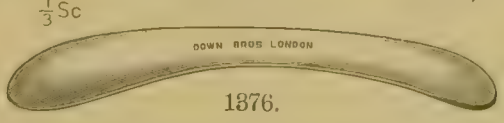

1376.

1376 Straight, plated . . . . . each 0 4 6

No. **Laryngeal, Tonsil, etc., Instruments,** *continued*,— £ *s.* *d.*

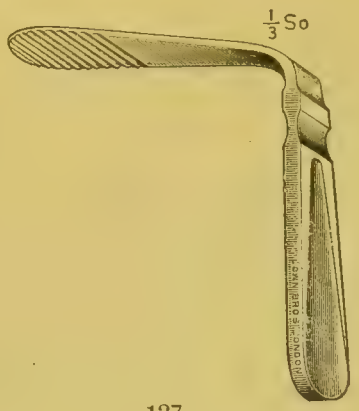

137.



1378.

Tongue Depressors, *continued*,—

1377 Tobold's, metal, nickel plated . . . . . each 0 4 6

1378 Türck's, metal, nickel plated . . . . . „ 0 4 6



1379.

1379 Türck's, vulcanite . . . . . each 0 4 6



1380.



1381.

1380 Vulcanite, plain . . . . . each 0 2 0

1381 Ditto, folding . . . . . „ 0 2 6

No. **Laryngeal, Tonsil, etc., Instruments,** *continued,*—

£ *s. d.*

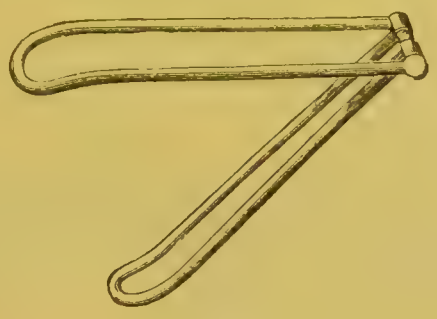

1382.

Tongue Depressors, *continued,*—

382 Wise's portable wire . . . . . each 0 3 0



1383.

383 **Tonsil Bistouries,** solid forged . . . . . each 0 4 6

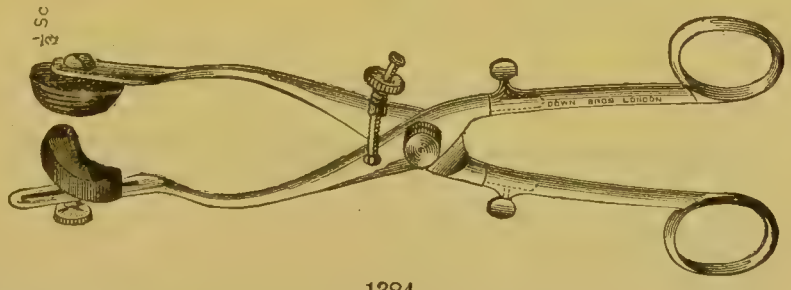

1384.

384 **Tonsil Compressor,** Miculicz's . . . . . each 1 4 0



1385.

Tonsil Forceps, nickel plated,—

385 Studdert's, for seizing the Tonsil when using the Bistoury, each 0 10 6

No. **Laryngeal, Tonsil, etc., Instruments,** *continued*, – £ s. d.

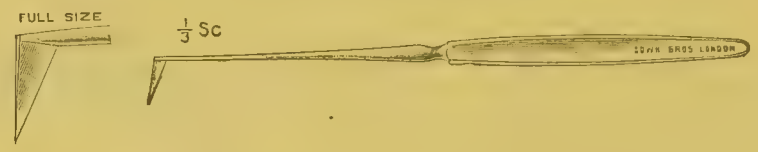

1386.

Tonsil Knives, with metal handles, nickel plated,—

1386 Kafemann's, for cutting through adhesions in removal of Tonsils by galvanic cautery . . . . . each 0 5 6



1387.

Tonsil Knives, with metal handles, nickel plated, for slitting open the Tonsil in cases of Lucanar Tonsilitis,—

1387 Bronner's . . . . . each 0 7 6

Extract from the "Lancet," April 15, 1897.

I have had a knife made by Messrs. DOWN BROS. in the shape of a strabismus hook with a cutting edge. This is introduced into the crypts and drawn downwards or upwards, thus slitting open the tonsils. The crypts are thus converted into open fissures, and any subsequent accumulation of caseous matter, or of germs, etc., is prevented. The tonsils are then painted with 1 in 1,000 perchloride of mercury solution for a few days. From one to three operations on each tonsil generally suffice.

ADOLPH BRONNER, M.D.,
Surgeon, Bradford Eye and Ear Hospital.



1388.

1388 Gottstein's . . . . . each 0 7 6



1389.

1389 Greville Macdonald's . . . . . each 0 7 6



1390.

1390 Lennox Browne's, with Scoop . . . . . each 0 8 6

Wooden Box for same, 1*s.* 6*d.* extra.



1391.

1391 **Tonsilotomes,** silver . . . . . each 1 1 0

No. **Laryngeal, Tonsil, etc., Instruments,** *continued*,—

£ s. d.

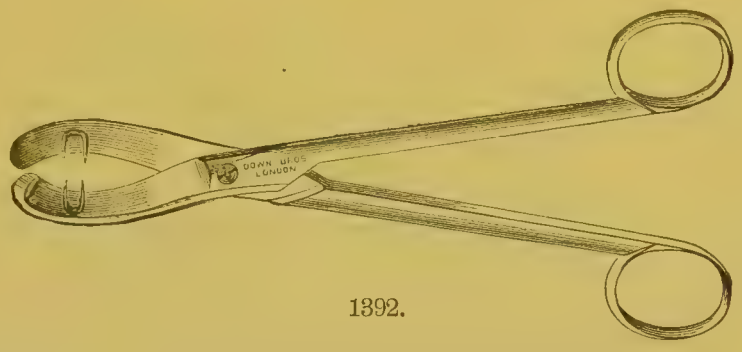

1392.

Tonsil Scissors, nickel-plated shanks,—

1392 Erichsen's, with Hooks . . . . . each 0 16 6
1393* Ditto, without Hooks . . . . . ,, 0 13 6

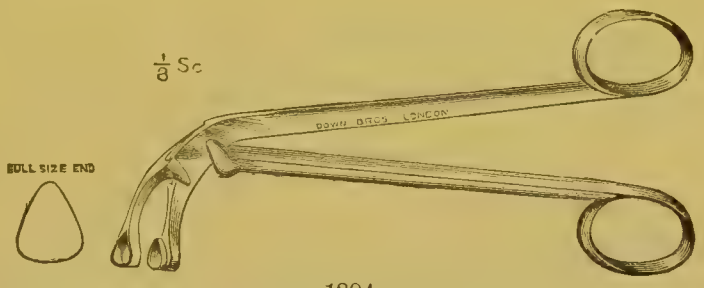

1394.

Tonsil Punch Forceps, nickel plated,—

1394 Delany's, modification of Tilley's . . . . . each 1 1 0

Extract from "Laryngological Journal," May, 1901.

The Tonsil Forceps illustrated in the above diagram effectively removes those large, flat, vertically-elongated tonsils occasionally met with, and which cannot be grasped by a guillotine. It has this advantage over the circular punch forceps—that the surface from which the tonsil is removed is even.

The instrument has been made for me by Messrs. Down Bros., 21, St. Thomas's Street, London, S.E.

BAGNALSTOWN. WILLIAM DELANY, L.R.C.P.I., L.R.C.S.I.



1395.

1395 Kretschmann's . . . . . each 0 19 0

* The items marked thus * are not illustrated.

No. **Laryngeal, Tonsil, etc., Instruments,** *continued,*—

£ s. d.

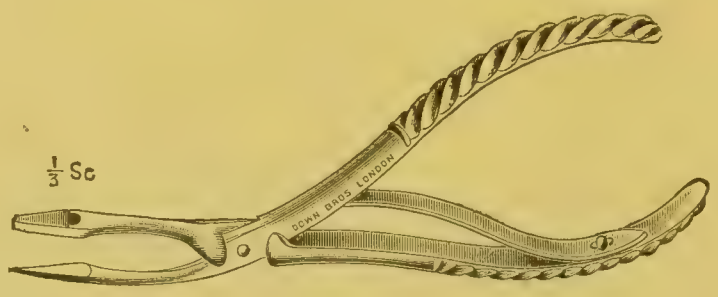

1396.

Tonsil Punch Forceps, nickel plated, *continued,*—

1396 Myles' . . . . . each 1 0 0

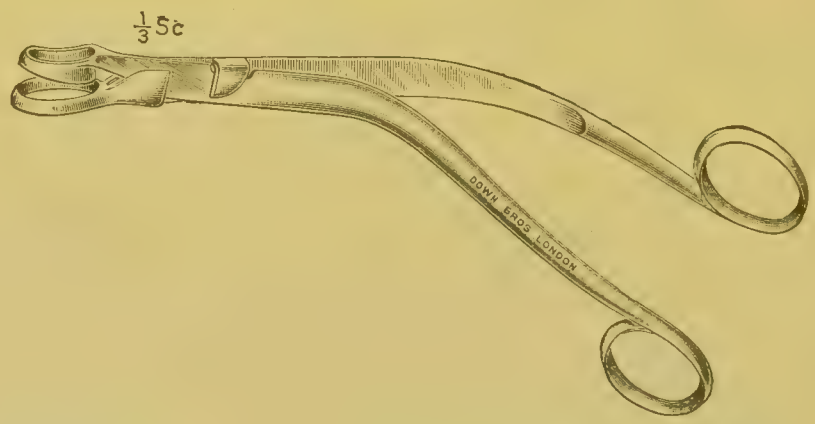

1397.

1397 Nikitin's . . . . . each 1 8 6

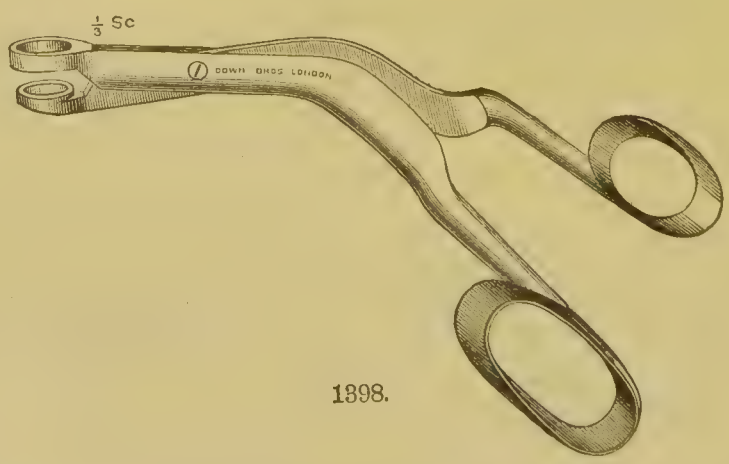

1398.

1398 Rault's . . . . . each 1 8 6

No. **Laryngeal, Tonsil, etc., Instruments,** *continued*,—

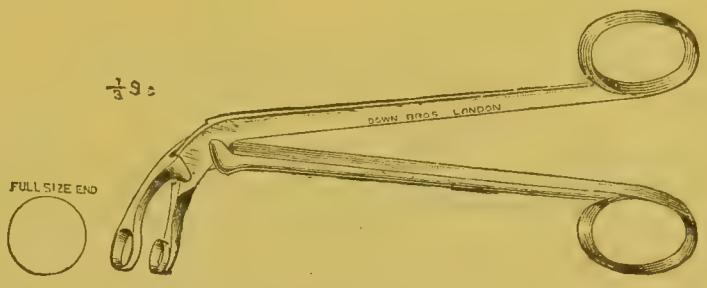

1399.

		£	s.	d.
	Tonsil Punch Forceps, nickel plated, *continued*,—			
1399	Tilley's (*see also* Delany's) . . . . . each	1	0	0



1400.

	Uvula Forceps, nickel plated,—			
1400	Lennox Browne's . . . . . each	0	6	6



1401.

1401	**Uvula Scissors,** nickel-plated shanks . . . . each	0	6	0

No. **Laryngeal, Tonsil, etc., Instruments,** *continued*,—

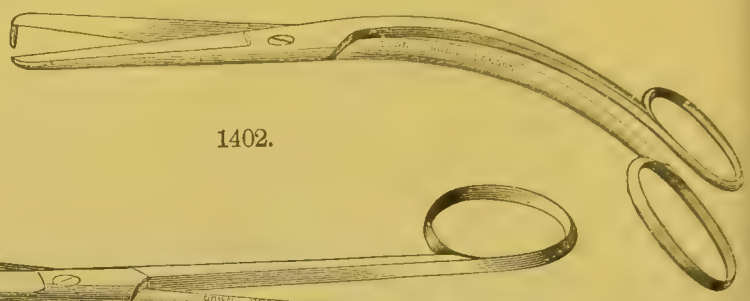

1402.

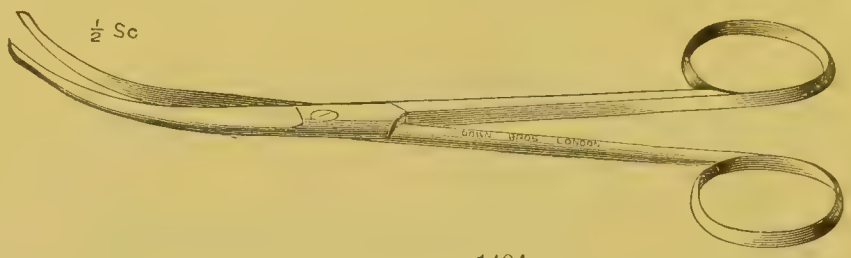

1404.

		£	s.	d.
	Uvula Scissors, nickel-plated shanks, *continued* —			
1402	Lennox Browne's . . . . . each	0	7	6
1403*	Ditto, with take-off joint . . . . . ,,	0	9	6
1404	Thomas's . . . . . ,,	0	7	0
1405*	Ditto, with take-off joint . . . . . ,,	0	9	0

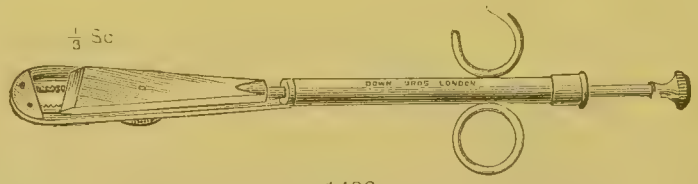

1406.

1406	**Uvulatome,** Mackenzie's, nickel plated . . . . each	1	10	0
1407*	**Uvula Twitch,** Mackenzie's . . . . . ,,	0	1	0



1408.



1409.

Vulsellums, nickel plated (*see also pages* 767–772),—

1408	Curved, straight, or curved on flat, 8-in. . . . . each	0	6	6
1409	Curved, with small jaws, 7-in. . . . . ,,	0	5	6
1410*	Straight, ditto, 8-in. . . . . ,,	0	4	6

* The items marked thus * are not illustrated.

No. **Laryngeal, Tonsil, etc., Instruments,** *continued,*—

£ *s.* *d.*

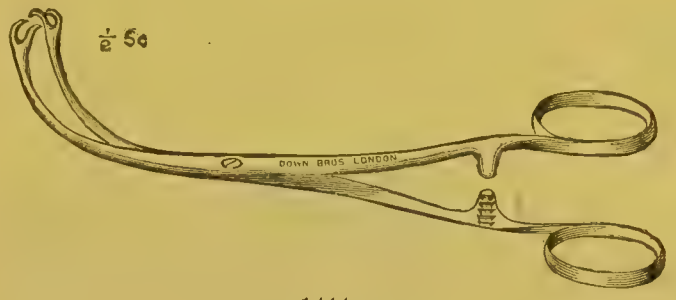

1411.

Vulsellums, nickel plated, *continued,*—

1411 Curved on flat, with rack . . . . . each 0 9 0

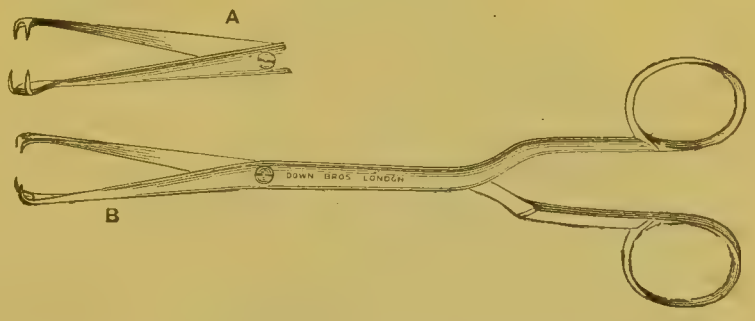

1412.

412 Cross-action, straight, 8-in., with teeth at side (A), or at end (B) each 0 7 6

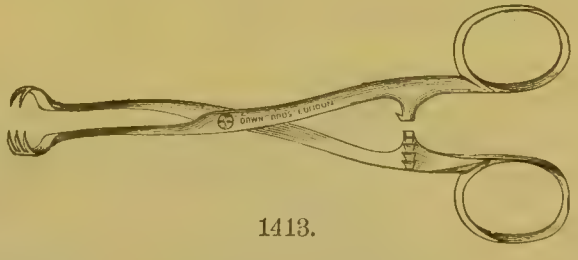

1413.

413 Hawk's-foot pattern . . . . . each 0 8 6

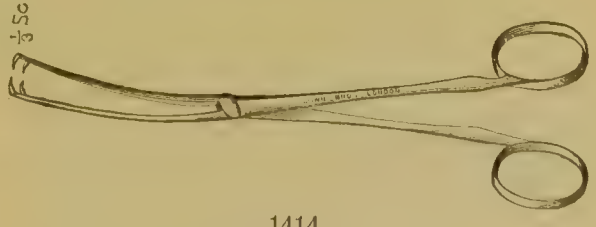

1414.

414 With teeth at back and take-off joint . . . . each 0 10 6

415* Ditto, with screw joint . . . . . „ 0 9 0

* The items marked thus * are not illustrated.

No.

Tracheotomy and Laryngotomy Instruments.

£ s. d.

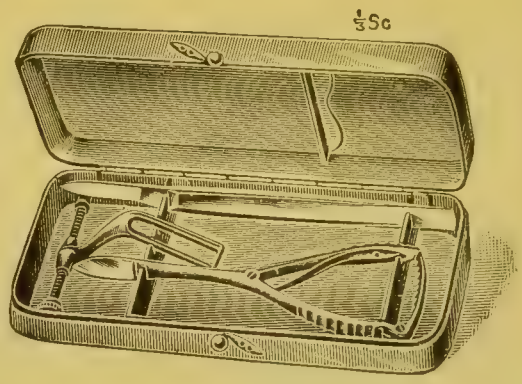

1416.

1416 **Aseptic Set** (Dr. Hale White's "Emergency"), consisting of Golding-Bird's Trachea Dilator, Scalpel, and Hale White's Tracheotome, solid forged, in mahogany case, £1 15*s.* 6*d.*; in aseptic metal case 2 0 0

This case contains all that is necessary to perform the operation, either in children or adults. It is intended that the dilator should be replaced in twenty-four or forty-eight hours by a suitable india-rubber or silver tube.

1417* **Set,** consisting of 3 Fuller's plated Bivalve Tracheotomy Tubes, Scalpel, Blunt Hook, and Double Blunt Hook, in solid forged steel, handles nickel plated, in mahogany case . 1 18 6

The same set with silver Tubes 2 11 0



1418.

1418 **Set,** consisting of 3 Fuller's plated Bivalve Tracheotomy Tubes, Scalpel, Blunt Hook and Double Blunt Hook, in solid forged steel, nickel-plated handles, and Dilating Forceps nickel plated, in mahogany case, £2 7*s.* 6*d.*; in metal case 2 10 0

The same set with silver Tubes, in mahogany case, £3; in metal case 3 3 0

* The items marked thus * are not illustrated.

No. **Tracheotomy, etc., Instruments,** *continued*,—

No.		£	s.	d
1419*	**Set,** consisting of 4 Fuller's plated Bivalve Tracheotomy Tubes, Scalpel, Blunt Hook and Double Blunt Hook, Grooved Sharp Hook, in solid forged steel, nickel-plated handles, Dilating Forceps, and Sponge-holding Forceps for clearing Trachea, nickel plated, in mahogany case	3	13	0
	The same set with silver Tubes	4	10	0
1420*	**Aseptic Set,** consisting of set of 8 sizes Fuller's silver Bivalve Tracheotomy Tubes, Scalpel, Sharp Hook, Grooved Sharp Hook, Blunt Hook and Double Blunt Hook, forged out of solid steel, with nickel-plated handles, Dilating Forceps, Dissection Forceps, and 2 pairs Spencer Wells' Artery Forceps with take-off joints, and False Membrane Forceps (all nickel plated); the instruments fitted with metal frames in a metal tray, the tray forming an inside lining to a polished brass-bound mahogany case	10	15	0



1421.

1421	**Set,** consisting of 4 Parker's silver Tracheotomy Tubes, with Pilots, Scalpel, Blunt Hook and Double Blunt Hook, and Grooved Sharp Hook, forged out of solid steel, with nickel-plated handles, and Dilating Forceps nickel plated, in mahogany case	5	10	0



1422.

1422	**Aseptic Set,** consisting of 4 Parker's silver Tracheotomy Tubes with Pilots, Scalpel, Blunt Hook, Double Blunt Hook, and Grooved Sharp Hook, in aseptic metal case . . .	5	8	0

* The items marked thus * are not illustrated.

No. **Tracheotomy, etc., Instruments,** *continued*,— £ s. d.

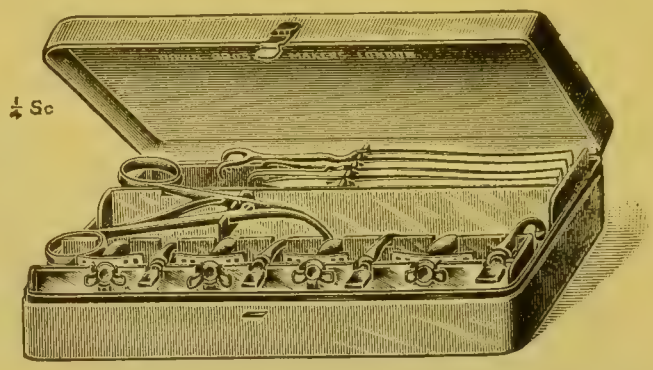

1423.

1423 **Aseptic Set,** consisting of 4 Parker's silver Tracheotomy Tubes with Pilots, Scalpel, Blunt Hook, Double Blunt Hook, Grooved Sharp Hook, and Dilating Forceps with take-off joint, in aseptic metal case 6 5 0

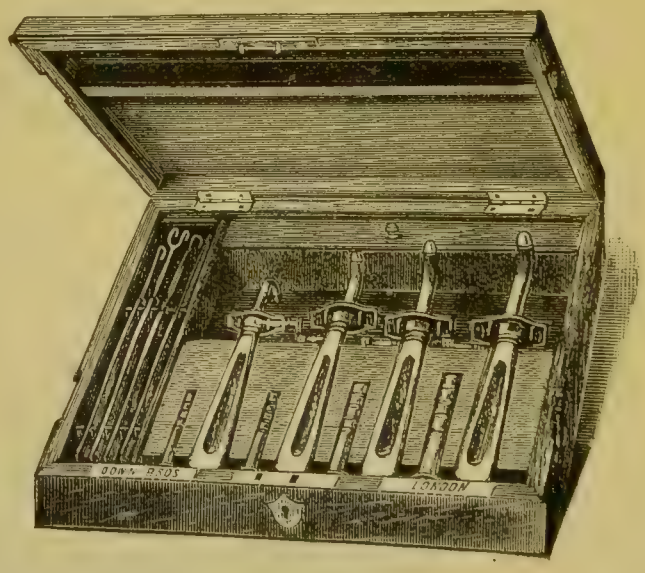

1424.

1424 **Set,** consisting of 4 Durham's silver Tracheotomy Tubes with metal handled Pilots, Scalpel, Blunt Hook, Double Blunt Hook, and Grooved Sharp Hook, in solid forged steel, handles nickel plated, in mahogany case 8 6 0

No. **Tracheotomy, etc., Instruments,** *continued,—*

£ *s.* *d.*

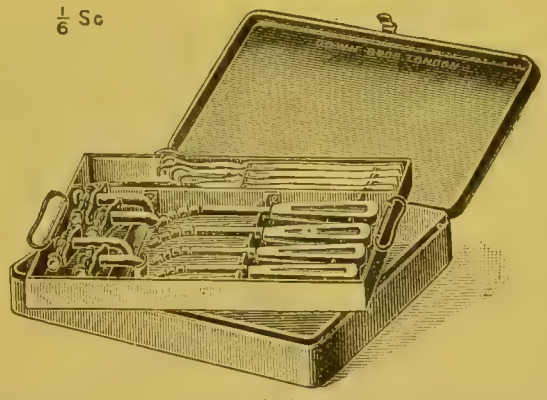

1425.

1425 **Aseptic Set,** consisting of 4 Durham's silver Tracheotomy Tubes with metal handled Pilots, Scalpel, Blunt Hook, Double Blunt Hook, and Grooved Sharp Hook, in aseptic metal case 8 18 0

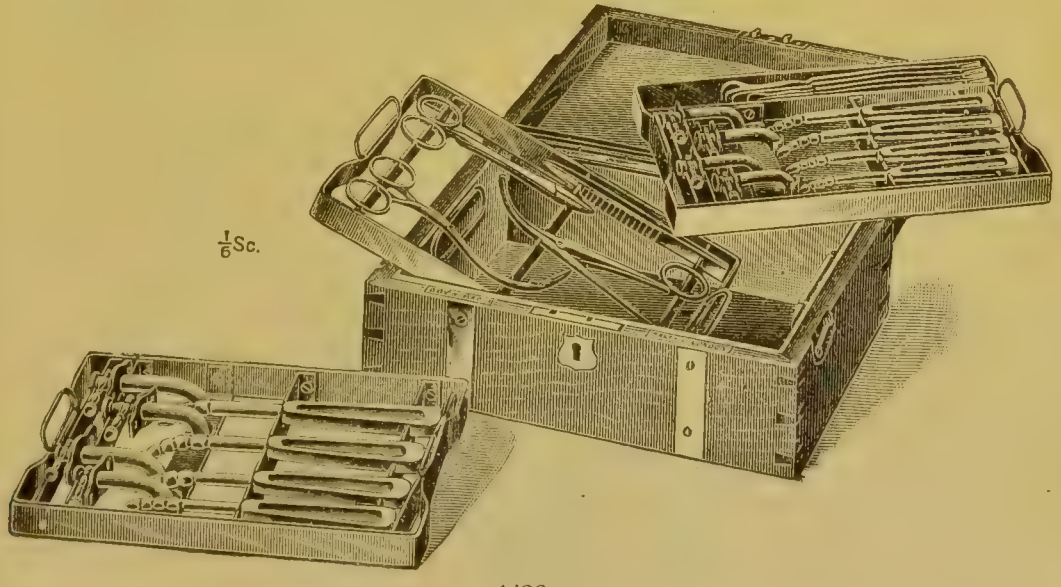

1426.

1426 **Aseptic Set,** consisting of set of 8 Durham's silver Tracheotomy Tubes with Pilots, Scalpel, Single Blunt Hook, Double Blunt Hook and Grooved Sharp Hook, forged out of solid steel, with nickel-plated handles; Dissection Forceps, Spencer Wells' Artery Forceps and Dilating Forceps with take-off joints, False Membrane Forceps, all nickel plated and fitted into metal frames in a metal tray, the tray forming an inside lining to a brass-bound mahogany case . 21 0 0

No. **Tracheotomy, etc., Instruments,** *continued*,— £ s. d.



1427.

1427 **Artificial Larynx,** Billroth-Gussenbauer's . . . each 1 7 6

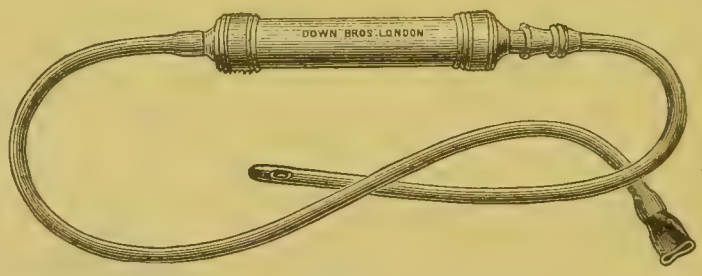

1428.

1428 **Tracheotomy Aspirator,** Parker's, metal mounted, each 6*s.* 6*d.*; in Japanned Metal case 0 9 0

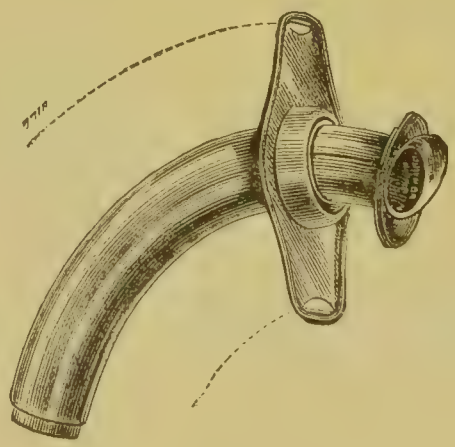

1429.

Canulas,—

1429 Bryant's, silver, 8 sizes (Nos. 18, 20, 22, 24, 26, 28, 30, 32, French gauge), each, 16*s.*, 18*s.*, 20*s.*, 21*s.*, 22*s.*, 24*s.*, 25*s.* . 1 7 0

1430* Ditto, with pilots, each, 23*s.* 6*d.*, 25*s.* 6*d.*, 27*s.* 6*d.*, 28*s.* 6*d.*, 29*s.* 6*d.*, 31*s.* 6*d.*, 32*s.* 6*d.* 1 14 6

* The items marked thus * are not illustrated.

No.

Tracheotomy, etc., Instruments, *continued*,—

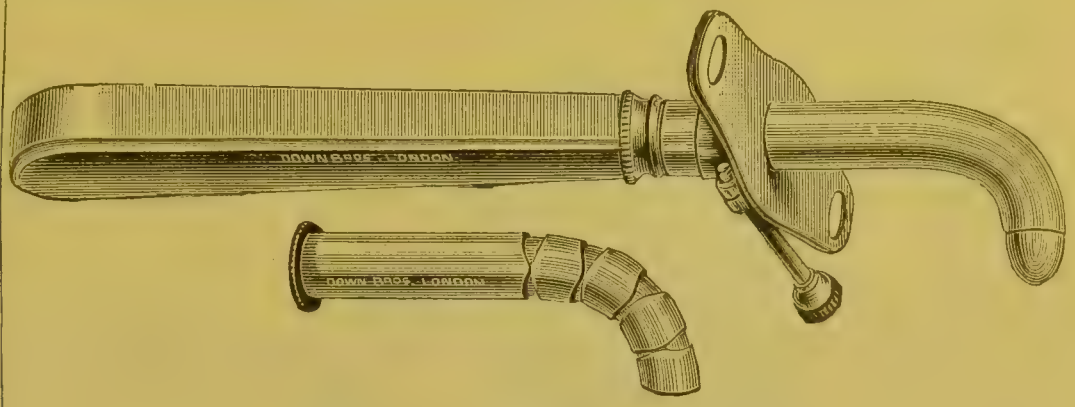

1431.

Canulas, *continued*,— £ *s.* *d.*

1431 Durham's Lobster Tail, with Pilots, silver, 8 sizes (Nos. 18, 20, 22, 24, 26, 28, 30 and 32, French gauge), each, 28*s.*, 30*s.*, 32*s.*, 34*s.*, 36*s.*, 38*s.*, 40*s.* 2 2 0

1432* Ditto, fitted with inflating Tampons (Semon's modification of Trendelenburg's) . . . . . each, extra 0 12 6

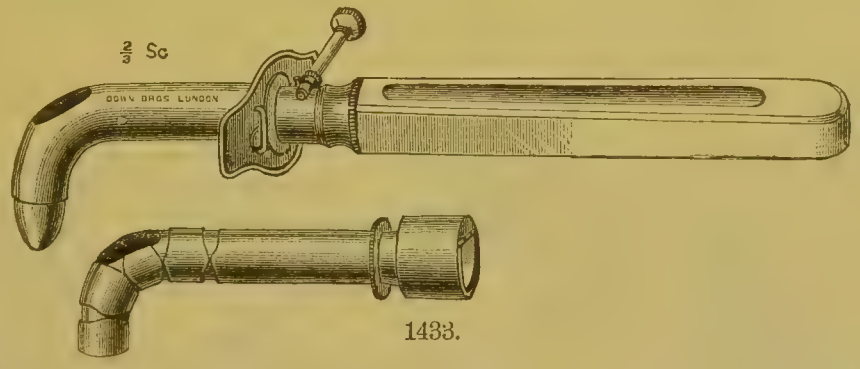

1433.

1433 Durham's Lobster Tail, with hole, and fitted with valves 4 sizes (Nos. 20, 24, 28, 32, French gauge) . . . each, extra 0 12 6

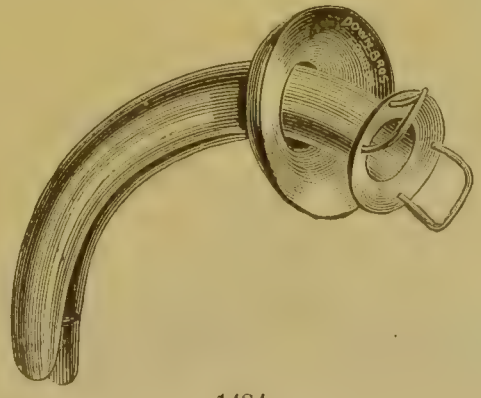

1434.

1434 Fuller's, plated, 8 sizes (Nos. 18, 20, 22, 24, 26, 28, 30, and 32, French gauge) . . . . . each 0 6 6

Ditto, silver, ditto, each, 9*s.*, 10*s.*, 11*s.*, 12*s.*, 13*s.*, 14*s.*, 15*s.*, and 0 16 0

* The items marked thus * are not illustrated.

No. **Tracheotomy, etc., Instruments,** *continued*,—

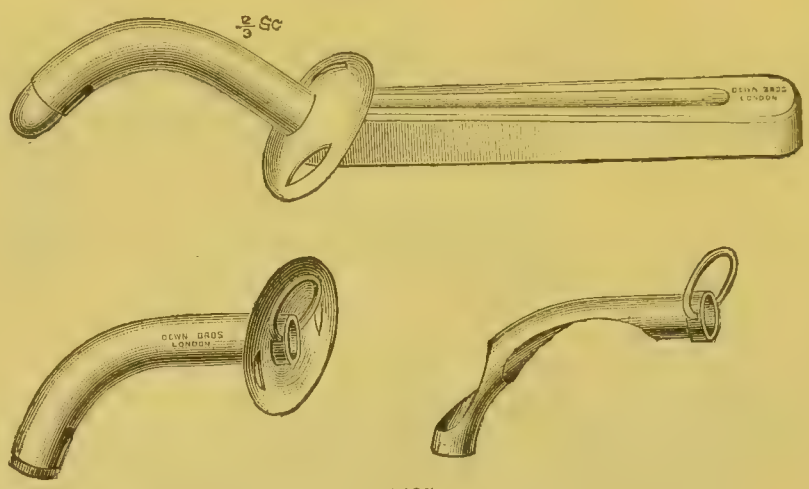

1435.

£ s. d.

Canulas, *continued*,—

1435 Hilton's, silver, with metal pilots, 8 sizes, each, 16*s.* 6*d.*, 17*s.* 6*d.*, 18*s.* 6*d.*, 20*s.*, 21*s.*, 22*s.*, 23*s.*, and . . . 1 4 0

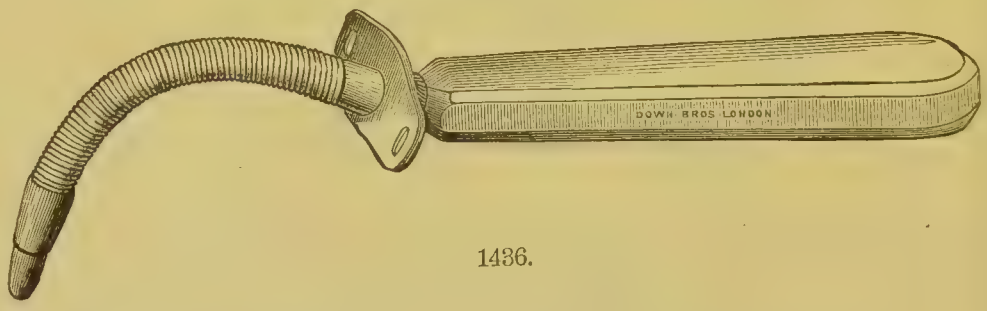

1436.

1436 Howse's Flexible, silver, with pilots, 3 sizes (Nos. 28, 30, 32, French gauge) . . . . . each 1 1 0

Ditto, ditto, ditto, the tubes 4¼-in. long . . . „ 1 5 6



1437.

1437 König's Flexible, silver, 4-in. long, 3 sizes (Nos. 28, 30, 32, French gauge) . . . . . each 1 1 0

No. **Tracheotomy, etc., Instruments,** *continued*,—

£ *s.* *d.*



1438.

Canulas, *continued*,—

1438 India-rubber (Morrant Baker's), 8 sizes (Nos. 18, 20, 22, 24, 26, 28, 30, and 32, French gauge) . . . . . each 0 3 3

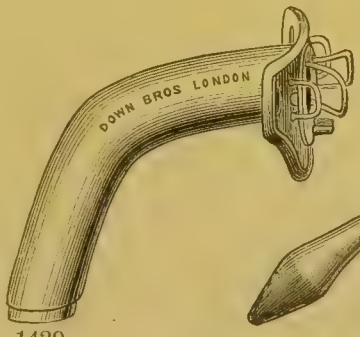

1439.

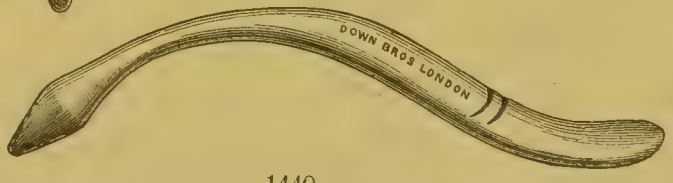

1440.

1439 Parker's, silver, 8 sizes, each, 12*s.* 9*d.*, 13*s.* 6*d.*, 14*s.* 3*d.*, 15*s.*, 15*s.* 9*d.*, 16*s.* 6*d.*, 17*s.* 3*d.* 0 18 0

1440 Pilots for ditto . . . . . each 0 3 6

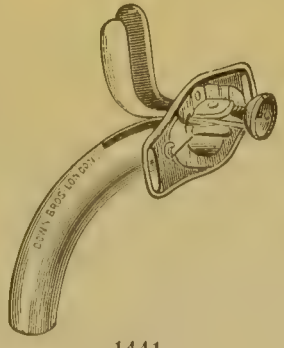

1441.

441 **Störk's Tracheal Canula and Dilator,** for Stenosis of Larynx . . . . . each 1 9 0

No. **Tracheotomy, etc., Instruments,** *continued*,—

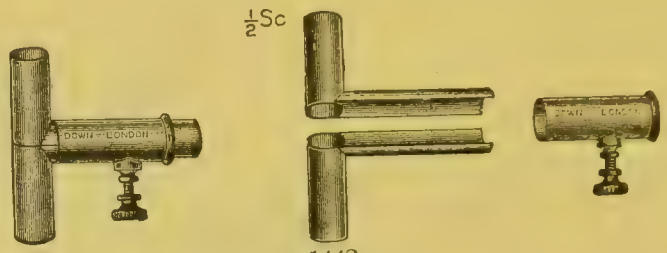

1442.

£ s. d.

1442 **"T" shape Tracheal Tubes,** plated, 3 sizes, Nos. 20, 24, 28, French gauge . . . . . each 0 5 6

This Tube, suggested by C. J. Bond, F.R.C.S., of Leicester, is intended for use in cases of obstruction after transverse wound of the Trachea, and can be easily introduced in separate halves.

Tampon Canulas, for use during the administration of Anæsthetics (*see pages* 1084–1085).

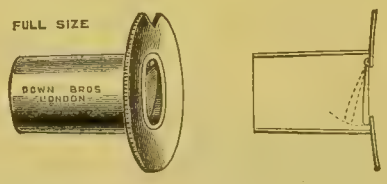

1443.

Valves,—

1443 De Santi's, silver, in 3 sizes, to fit Nos. 24, 28, 32, French gauge, Durham's tubes . . . . . each 0 10 6

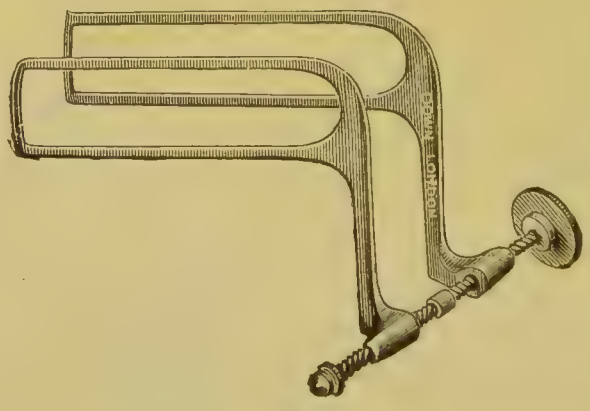

1444.

1444 **Dilator,** Golding-Bird's, nickel plated . . . . each 0 12 0

Extracts from a paper on "The Mechanical Treatment of Croupous Membrane after Tracheotomy," the "Lancet," March 12, 1881.

It is inserted, with the blades screwed together, into the trachea, the handle lying against the top of the sternum: on rapidly turning the screw the blades separate to the required extent, and their shape renders them self-retaining. If desired,

No.

Tracheotomy, etc., Instruments, *continued*,—

£ s. d.

Dilator, *continued*,—

tapes can be tied to the blades where they join their handles, and fastened round the neck; but this is not often requisite.

The blades retain their parallelism even when fully open, as they do not work from a hinge, but travel along the double screw.

The same sized dilator does for all cases, whether infants or adults.

In any case it may take the place of a tracheotomy tube on an emergency.

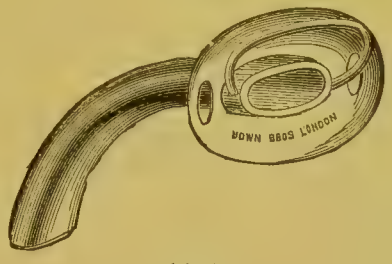

1445.

Canulas for Laryngotomy,—

1445 Silver, in 3 sizes, each, No. 1, 16*s.* 6*d.*; No. 2, 17*s.* 6*d.*; No. 3 . 0 18 6



1446.

Dilating Forceps, nickel plated,—

446 Caiger's, with bulbed ends . . . . . each 0 7 0

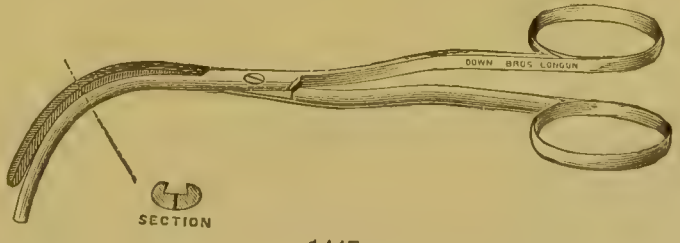

1447.

447 Collier's Grooved . . . . . each 0 5 6

Before removing the Scalpel, the groove on the Dilator is applied to the back of the blade, and, with this as a guide, the Dilator is slipped down into the Trachea and the Scalpel withdrawn.—*Lancet*, Dec. 22, 1888.



1448.

148 Cross-action spring . . . . . each 0 7 6

No.	Tracheotomy, etc., Instruments, *continued*,—	£	s.	d.



1449.

Dilating Forceps, nickel plated, *continued*,—

1449	Cross-action, Parker's jointed . . . . . . each	0	10	6

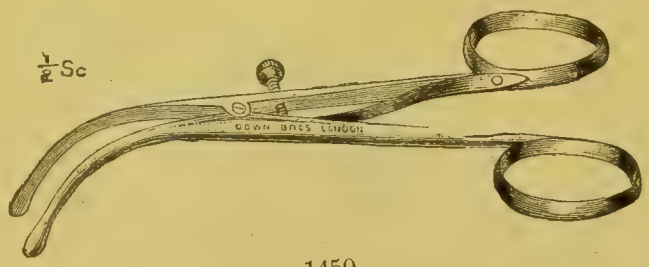

1450.

1450	Lidderdale's . . . . . each	0	7	6

This forceps may be safely left in the hands of a nurse, the screw being previously regulated to desired point. In ordinary use it prevents tearing of trachea, and keeps position better, as the common cause of dilators slipping out is their being opened too wide.

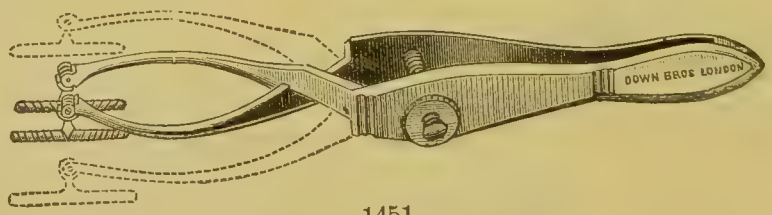

1451.

1451	Parker's "Automatic Retractor" . . . . . each	0	15	6
1452*	Symonds' (Bow Forceps, with blades grooved on outer surface), each	0	6	6

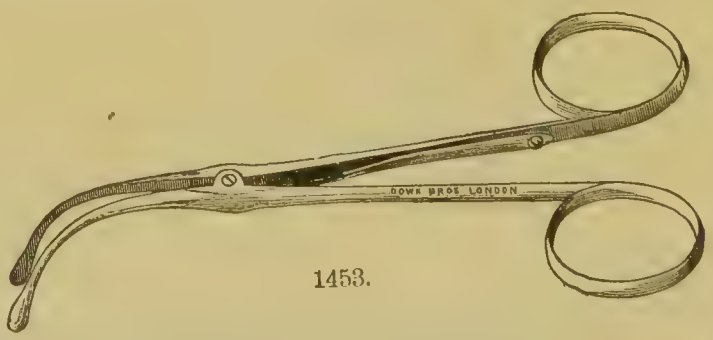

1453.

1453	Two-blade, bow handles . . . . . each	0	6	0
1454*	Ditto, ditto, with joint to take apart . . . . „	0	7	0

* The items marked thus * are not illustrated.

No. **Tracheotomy, etc., Instruments,** *continued*,—

£ *s.* *d.*

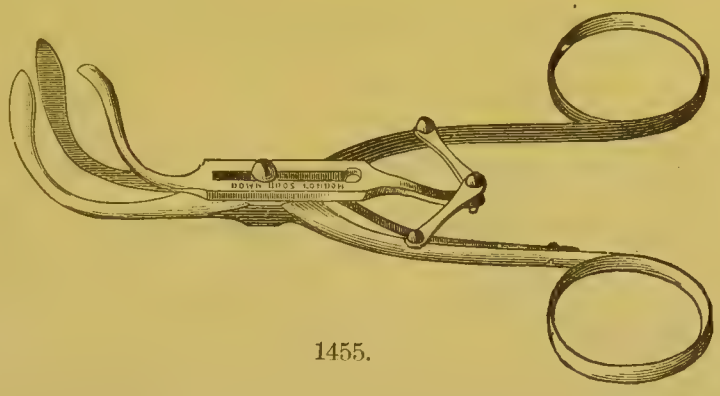

1455.

Dilating Forceps, nickel plated, *continued*,—

455 Three blade . . . . . each 0 15 0

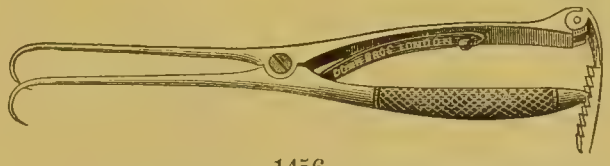

1456.

456 With double hook ends . . . . . each 0 10 6

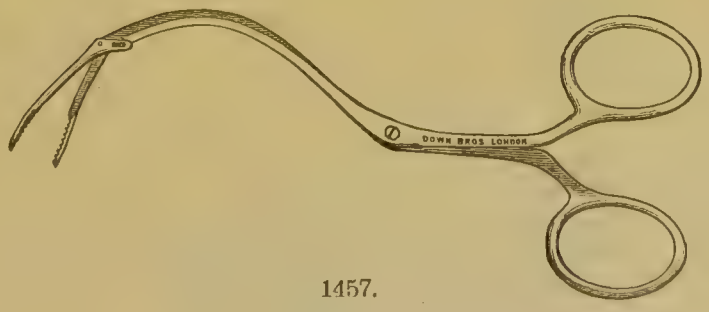

1457.

Forceps for extracting False Membrane, nickel plated,—

457 With double joint . . . . . each 0 12 0

No. **Tracheotomy, etc., Instruments,** *continued,*— £ *s.* *d.*

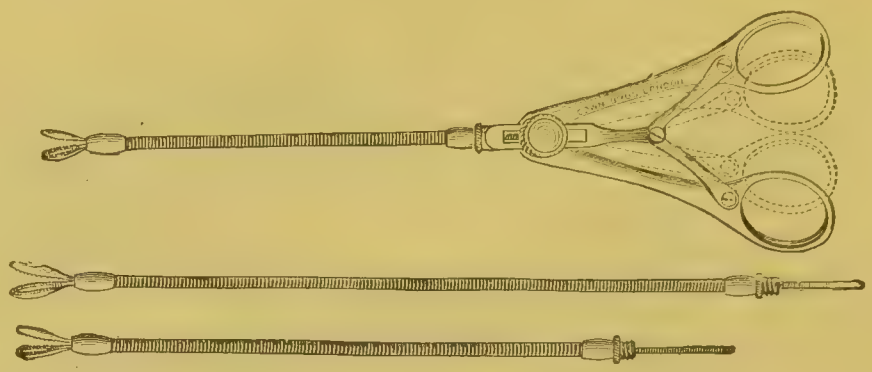

1269.

Forceps for extracting False Membrane, nickel plated, *continued,*—

1269 Durham's set of 3, on pliable stems, per set, £2 5*s.*; in metal case 2 18 6

The set in leather case, £2 10*s.* 6*d.*



1458.

1458 Lucas's steel, nickel plated, with take-off joint . . each 0 12 6

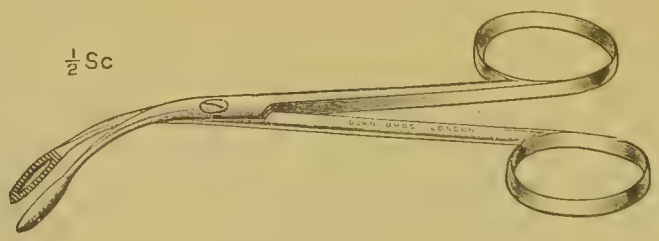

1459.

1459 MacCombie's . . . . . each 0 5 0

1460* Ditto, with take-off joint . . . . . „ 0 6 6

This forceps is in use at the Hospitals of the Metropolitan Asylums Board, etc., etc.

Forceps for introducing Fuller's Tubes, nickel plated,—

1461* Sankey's . . . . . each 0 10 6

* The items marked thus * are not illustrated.

No. **Tracheotomy, etc., Instruments,** *continued*,—



194.



195.



196.



1462.

		£	s.	d.
	Hooks, etc., forged entirely out of solid, nickel plated, (*see also pages* 60, 62, 63),—			
194	Blunt . . . . . each	0	3	0
195	Double Blunt . . . . . „	0	5	3
196	Sharp . . . . . „	0	3	0
1462	Sharp grooved . . . . . „	0	4	6



1463.

1463	**India-rubber Plugs,** for closing the tracheal wound . each	0	1	9

No. **Tracheotomy, etc., Instruments,** *continued*,—



1464.

		£	s.	d
	Operating Pillows,—			
1464	Caiger's mahogany . . . . . each	0	19	0
1465*	Ditto, made of metal, and white enamelled . . . „	1	7	6



1466.

Retractors, nickel plated,—

1466	Caiger's, as used at several of the Metropolitan Asylums Board Hospitals . . . . . each	0	3	6

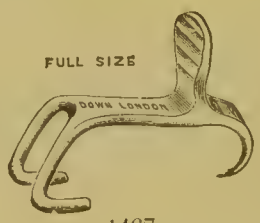

1467.

1467	Garratt's . . . . . each	0	3	9



1468.

1468	With wire loop handles . . . . . each	0	4	6

* The items marked thus * are not illustrated.

No. **Tracheotomy, etc., Instruments,** *continued*,—



202.

Scalpels (*see also pages* 61–63),— £ *s.* *d.*

202 Forged out of solid steel, with nickel-plated handles . each 0 2 6



1469.

1469 **Tracheotome,** Hale White's, nickel plated . . . each 0 15 6

Leather case for above, 3*s.* extra.

Intubation Instruments.

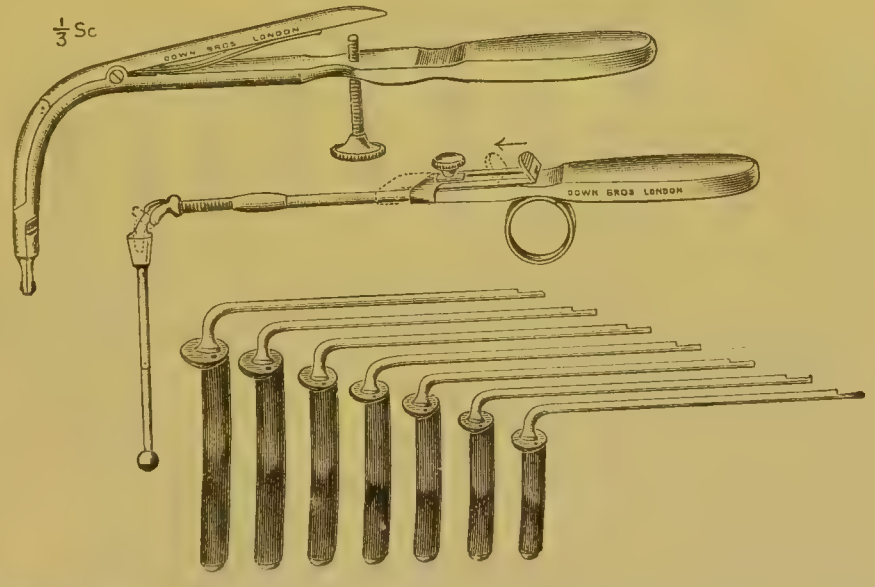

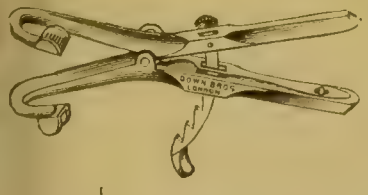

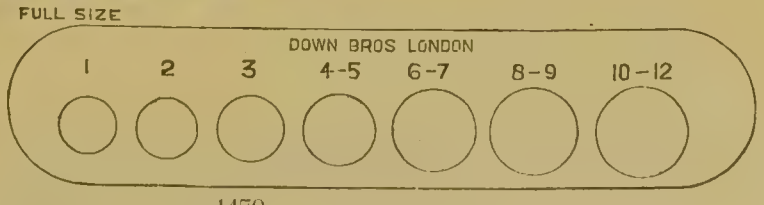

1470.

Intubation Instruments,—

1470 O'Dwyer's Set for Children, latest Model, consisting of 7 vulcanite Intubation Tubes, with Obturators, Introducer, Extractor, Gag and Gauge Plate, £6; complete in aseptic metal case 7 0 0

The set in leather case, £6 9*s.*

The above set has a separate shaft to each obturator, all fitting one handle. The former model had 7 obturators, but only one handle with shaft.

No. **Tracheotomy, etc., Instruments,** *continued*,—

£ s. d.

Intubation Instruments, *continued*,—

1471* O'Dwyer's Set for Adults, for Acute Stenosis, consisting of 2 vulcanite and 1 metal Intubation Tubes, with Obturators, Introducer, Extractor, and Gag, £4 4*s.*; complete in aseptic metal case 5 0 0

The set in leather case, £4 13*s.*

1472* O'Dwyer's Set for Adults, for Chronic Stenosis, consisting of 7 vulcanite and 3 metal Intubation Tubes, with Obturators, Introducer, Extractor, and Gag, £8 11*s.* 6*d.*; complete in aseptic metal case 10 0 0

1473* Staveley's Introducer for O'Dwyer's Tubes . . . each 0 7 6

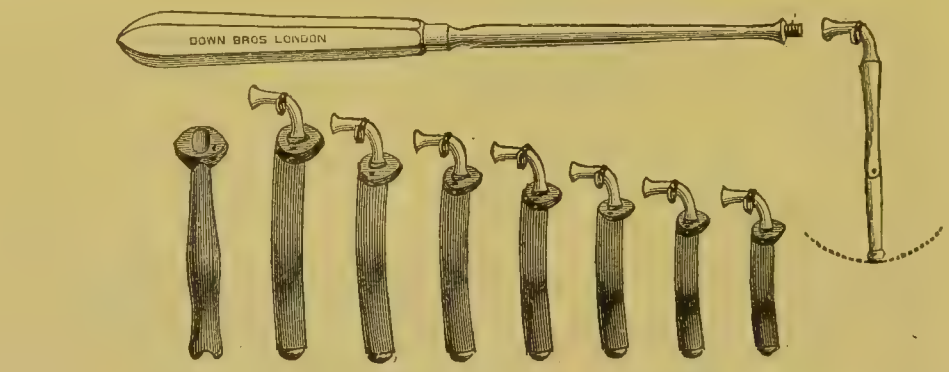

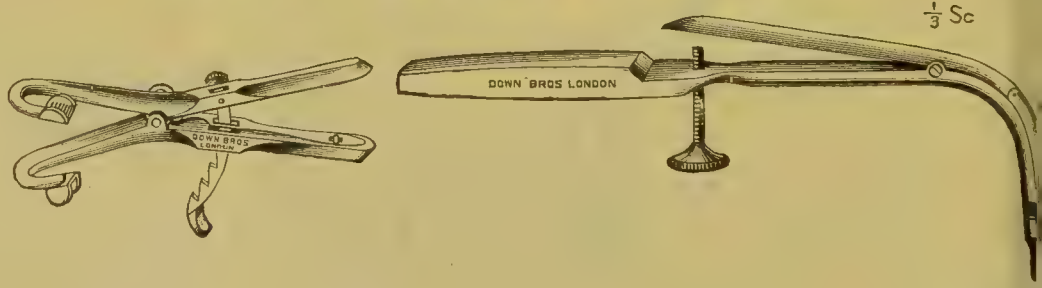

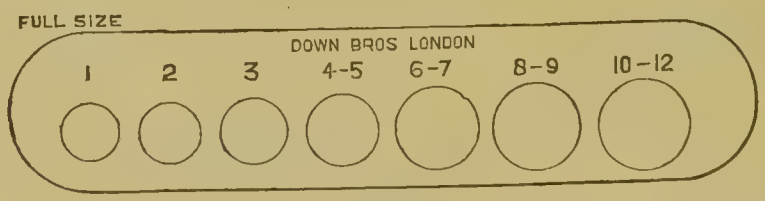

1474.

1474 Codd's Set for Children, consisting of set of 7 O'Dwyer's latest model vulcanite Intubation Tubes, fitted with Codd's Obturators, Codd's Introducer, Extractor, Denhard's Gag and Gauge Plate, £6; complete in aseptic metal case . 7 0 0

The set in leather case, £6 10*s.*

* The items marked thus * are not illustrated.

No.

Tracheotomy, etc., Instruments, *continued*,—

£ *s.* *d.*

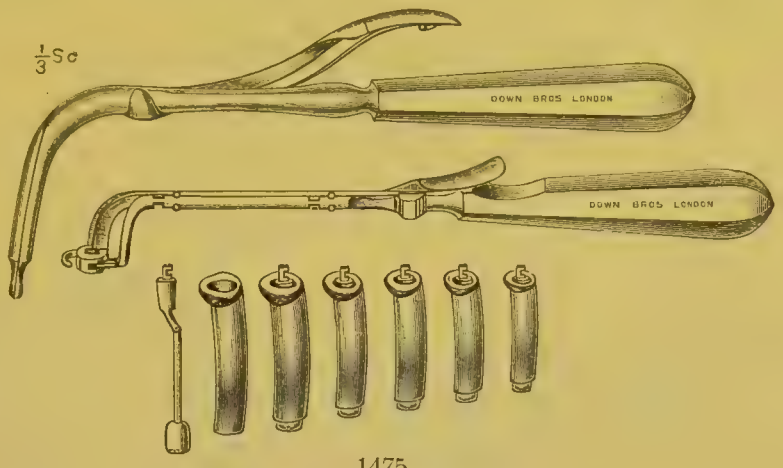

1475.

Intubation Instruments, *continued*,—

475 Bayeux's Set, consisting of 6 short metal Tubes, with Obturators, Gauge Plate, Gag, Introducer and Extractor, £5 18*s.* 6*d.*; in aseptic metal case 6 18 6

476* Macewen's, Elastic Gum Trachea Tubes, in 6 sizes, 11 to 16 (English Catheter gauge) . . . . . each 0 2 0

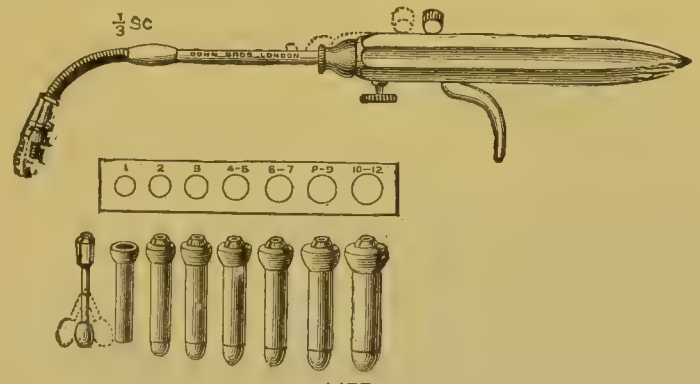

1477.

477 O'Dwyer's Set of 7 Short Cylindrical Tubes, for foreign bodies, with Obturators and Introducer; in wooden case . . 3 3 0

These are short hollow tubes of large calibre: short enough not to push down the tracheal membrane, and yet long enough to reach below the cricoid stenosis, and large enough to permit masses to pass through them, such as loose membrane or foreign bodies.

478* O'Dwyer's Instruments for Artificial Respiration . per set 2 12 6

* The items marked thus * are not illustrated.

No.

Bronchitis Kettles, Inhalers, Respirators, and Spray Producers, etc.



1479. 1480.

		£	s.	d
	Bronchitis Kettles,—			
1479	For use over fire . . . . . each	0	6	1
1480	With Stand and Spirit Lamp . . . . . „	0	13	1



1481.

1481	Tracheotomy, or Ventilating Croup Kettle . . . . each	1	2	

No. **Bronchitis Kettles, Inhalers, etc.,** *continued,*—

£ *s.* *d.*

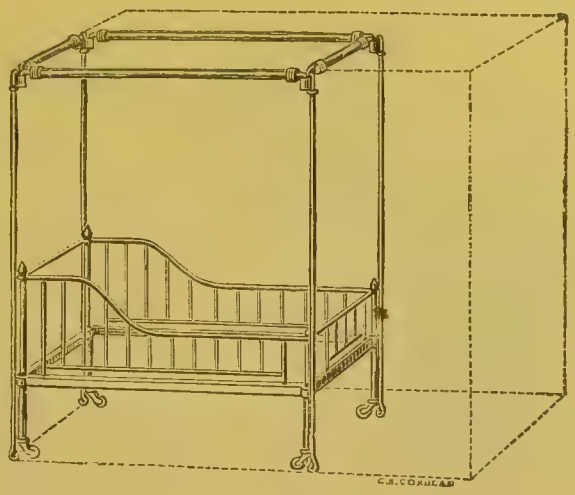

1482.

Bronchitis Kettles, *continued,*—

482 Portable Folding Iron Frames, for making the Tracheotomy Tent (will suit cot or bedstead) . . . . . per set 1 0 0



1483.

Fig. 1483 illustrates the Iron Frame covered, with the Kettle in position; the hangings should be arranged to allow sufficient ventilation.

No.

Bronchitis Kettles, Inhalers, etc., *continued,*—

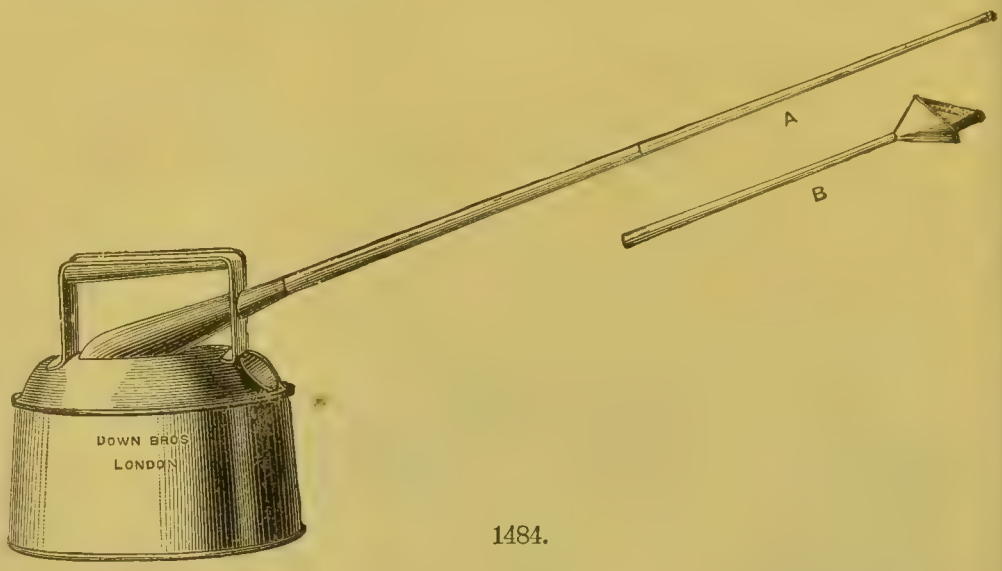

1484.

		£	s.	d.
	Bronchitis Kettles, *continued,*—			
1484	Down Bros.', for use over fire, fitted with Steam Tube (A), each	0	3	6
	Ditto, with Medicator (B) . . . . . „	0	4	6
	Ditto, with both Ordinary and Medicating Tubes . . „	0	5	6

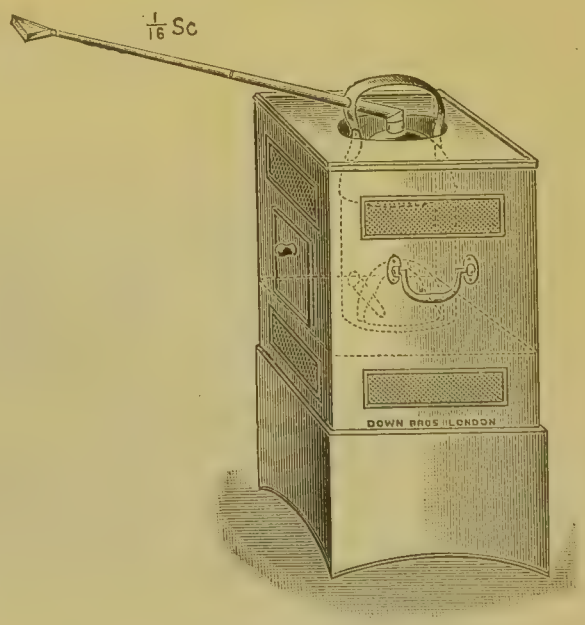

1485.

1485 **Bronchitis Kettle Stands,** as used at St. Bartholomew's Hospital, etc., to avoid danger from upsetting of lamps, etc. . . . . each 1 17 6

No.

Bronchitis Kettles, Inhalers, etc., *continued*,—

£ *s.* *d.*



1486.

Hot Air and Vapour Baths,—

1486 Mercurial Vapour Baths, Lee's . . . . . each 0 6 6

1487* Cloaks for ditto . . . . . „ 0 14 0



1488.



1490.

1488 Vapour and Hot Air Bath, for use under chair, with cloak and tinned iron supports, complete in box . . . . each 2 12 6

1489* Ditto, the apparatus only, exclusive of cloak, etc. . . . „ 1 2 6

1490 Ditto, with tube to use outside cloak instead of under chair, with cloak and supports, complete in box 3 0 0

* The items marked thus * are not illustrated.

No.

Bronchitis Kettles, Inhalers, etc., *continued*,—

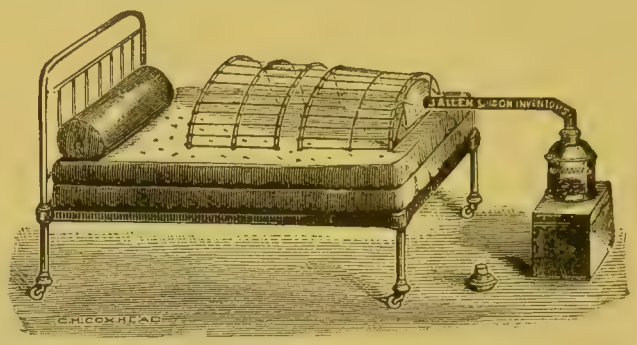

1491.

Hot Air and Vapour Baths, *continued*,— £ *s.* *d.*

1491 Vapour and Hot Air Bath, with Tubes for use under bedclothes, with 2 wicker frames and foot-plate, complete in box, each 2 7 6

*1491*a* Ditto, ditto, the apparatus only, exclusive of wicker frames, foot-plate, and box . . . . . each 1 10 0



1492.

Thermal Air Chamber,—

For local application of Superheated Air, at 250° to 300° Fahr., in Rheumatic and other affections.

1492 With latest improvements, suitable for arm or leg, complete with Thermometer graduated to 400° Fahr. . each 13 13 0

*1492*a* Additional Shield for shoulder or hip 2 2 0

*1492*b* Small size, suitable for hand, foot, knee, or elbow only . . 9 9 0

DIRECTIONS FOR USE.

The lamp should be placed underneath with the neck inserted in the centre of chamber, then light the lamp and open the ventilator at top to its fullest extent. The limb to be operated upon should then be passed through

* The items marked thus * are not illustrated.

No. **Bronchitis Kettles, Inhalers, etc.,** *continued*,— £ s. d.

Thermal Air Chamber, *continued*,—

the oval aperture in front and placed upon the platform inside the chamber. The felt shield must be pulled out in order to protect the lower part of the limb from the rush of hot air which makes for that point, and the upper part loosely packed with a towel or cotton wool. The lamp, if properly charged, will burn without attention for about 50 minutes, but the chamber will retain a high temperature for a much longer period.

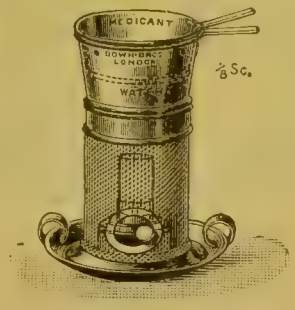

1493.



1494.

1493 **Vaporizer,** Bowman's, for disinfecting sick rooms . . each 0 6 0

The lower pan is filled with hot water; Eucalyptus Oil, Sanitas, Ol. Pini., Sylvestris or other Antiseptic is placed in the upper pan. The Lamp will burn 10 hours.

Formalin Vaporizer,—

1494 The "Alformant" Lamp, for gasification of Formalin Tablets, each 0 10 0

1495* Formalin Tablets, in 1lb. tins . . . . . per tin 0 5 0



1496.



1497.

Inhalers,—

1496 Ellis' Japanned Tin . . . . . each 0 3 6

1497 Glass, for Iodine . . . . . „ 0 5 0

* The items marked thus * are not illustrated.

No.

Bronchitis Kettles, Inhalers, etc., *continued*,—



1498.

Inhalers, *continued*,—

		£	s.	d.
1498	Martindale's . . . . . each	0	6	0

A simple, portable, and efficient apparatus, in which the air inspired becomes fully charged with the medicament, heat, and moisture, while the exertion to the patient is reduced to a minimum.

The body of the apparatus is made of tin, with an earthenware mouthpiece. Fig. A shows it ready for use with a woollen covering, which prevents the rapid lowering of the temperature of the fluid contained in it, and allows it to be handled without burning the patient's fingers. In Fig. B the apparatus is shown without the cover; and in Fig. C the upper part is disconnected from the lower chamber. It is attached to the latter by means of a bayonet catch, *b*. The thermometer, *a*, shown *in situ* in Fig. B, for travelling, packs in a case, which can be enclosed in the interior of the apparatus. When in use, the lower chamber, *f*, is filled with water at the required temperature (about 140° to 150° Fah.), until the holes, *c c*, establishing communication between the interior and the outside channel, are about a quarter of an inch below the surface of the liquid. *d d* is an earthenware mouthpiece; *e* is a ring handle.



1499.



1500.

1499	Mudge's, Pewter . . . . . each	0	9	
1500	Nelson's, 3 sizes, ¾, 1¼ and 1¾ pint . each, 1*s.* 9*d.*, 2*s.* 3*d.* and	0	2	

No.

Bronchitis Kettles, Inhalers, etc., *continued*,—

£ s. d.

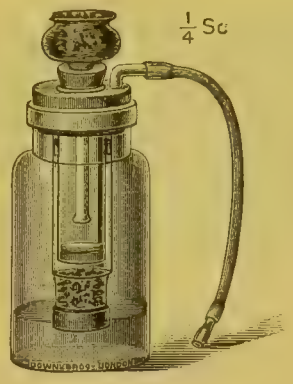

1501.

Inhalers, Chloride of Ammonium,—

1501 Basdon's, with recent improvements (*see also page* 418) . each 0 7 6

The Inhaler invented by Basdon is in every respect good.—*Journal of Laryngology*, June, 1887.



1502.

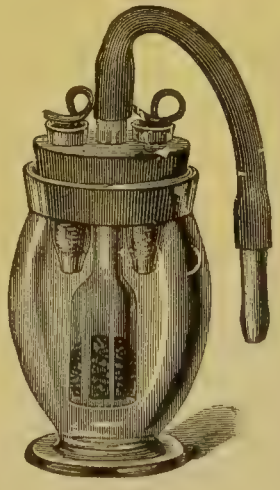

1503.

1502 Burrough's (Vereker's) . . . . . each 0 6 0

The Burrough's Inhaler is a very perfect apparatus, and possesses the advantage that it need not be recharged every time before using.—*Journal of Laryngology*, June, 1887.

1503 Godfrey's . . . . . each 0 6 8

This instrument claims to produce a large volume of perfectly neutral vapour, causing less exertion to the patient.

No **Bronchitis Kettles, Inhalers, etc.,** *continued*,—

£ s. d.



1504.

Air-Pressure Inhaler and Exhaler,—

1504 Dr. Denison's, of Denver . . . . . each 0 15 0

An adjustable Air-pressure Inspirator, Expirator and Inhaler combined, of convenient size for the waistcoat pocket, for respiratory exercise and the application of antiseptic vapours to diseased areas.



1505.

Antiseptic Inhaling Respirators,—
Oral,—

1505 Celluloid . . . . . each 0 2 6



1506.

1506 Coghill's, celluloid . . . . . each 0 3 9

No. **Bronchitis Kettles, Inhalers, etc.,** *continued,*—

£ s. d.

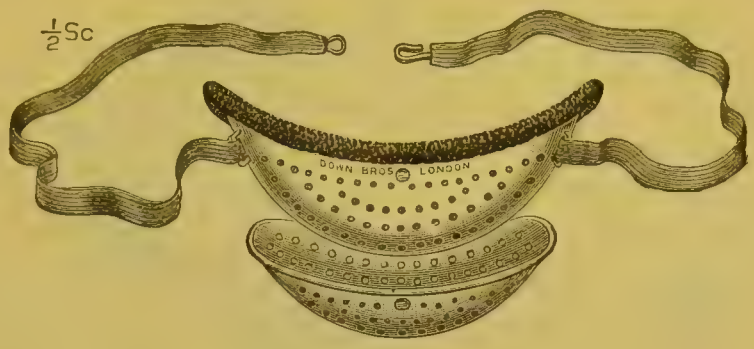

1507.

Antiseptic Inhaling Respirators, *continued,*—

Oral, *continued,*—

1507 Coghill's, metal . . . . . per doz. 1 7 0

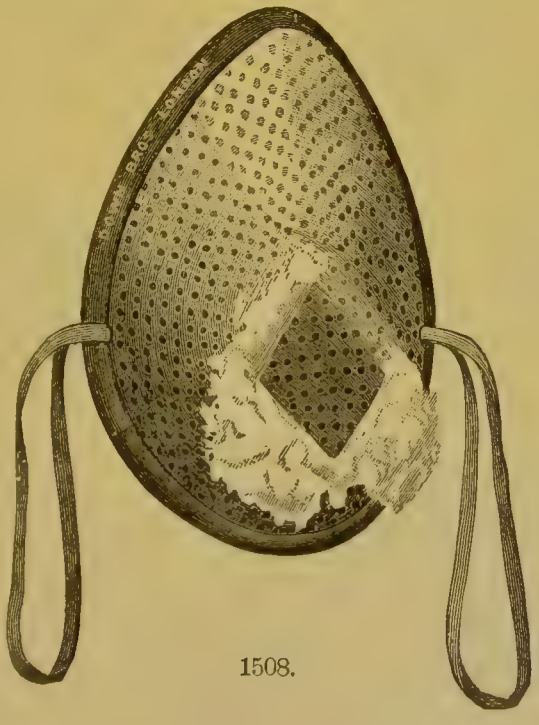

1508.

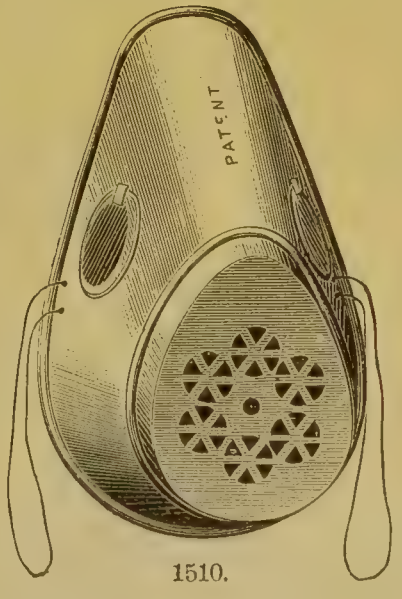

1510.

Orinasal,—

1508 Burney Yeo's, perforated zinc, with padded edges . per doz. 0 5 6
1509* Ditto, ditto, covered in black . . . . „ 0 9 6
1510 Celluloid . . . . . each 0 5 3

* The items marked thus * are not illustrated.

No. **Bronchitis Kettles, Inhalers, etc.,** *continued*,— £ s. d.

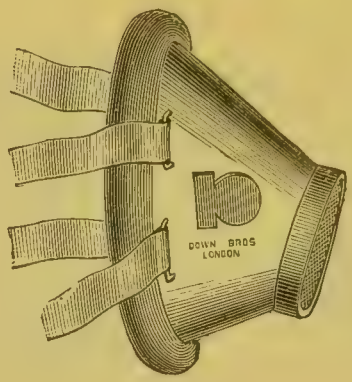

1511.

Antiseptic Inhaling Respirators, *continued*,—

Orinasal, *continued*,—

1511 Hunter Mackenzie's, metal, with padded edges . . each 0 6 0

Antiseptic Solution, for use with any of the above,—

1512* Coghill's . . . . . per doz. bottles 0 9 0

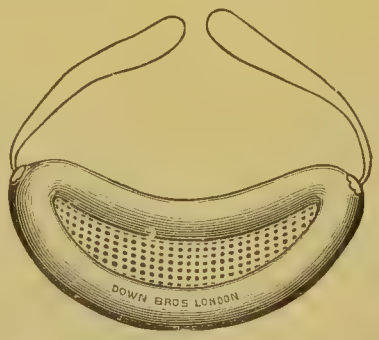

1513.

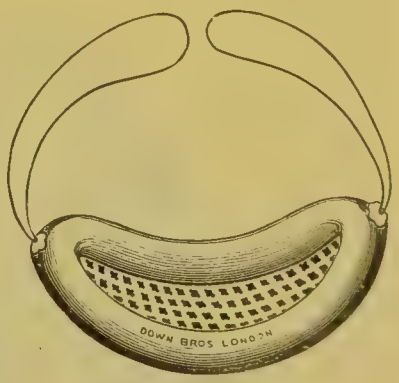

1514.

Respirators, Metallic,—

Gentlemen's (suitable for ladies or gentlemen),—

1513 No. 1, metallic . per doz., 8*s.*; No. 2, plated, per doz. 0 12 6

1514 No. 3, plated . . per doz., 22*s.*; No. 4, gilt, per doz. 1 8 0

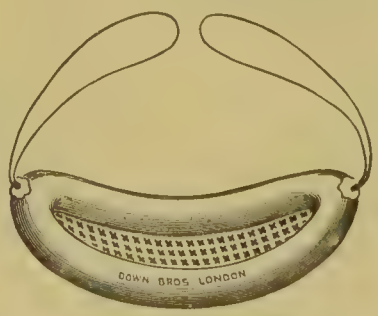

1515.

Ladies' (smaller, suitable for ladies or children),—

1515 No. 5, plated . . per doz., 28*s.*; No. 6, gilt, per doz. 1 12 0

* The items marked thus * are not illustrated.

No. **Bronchitis Kettles, Inhalers, etc.,** *continued*,—

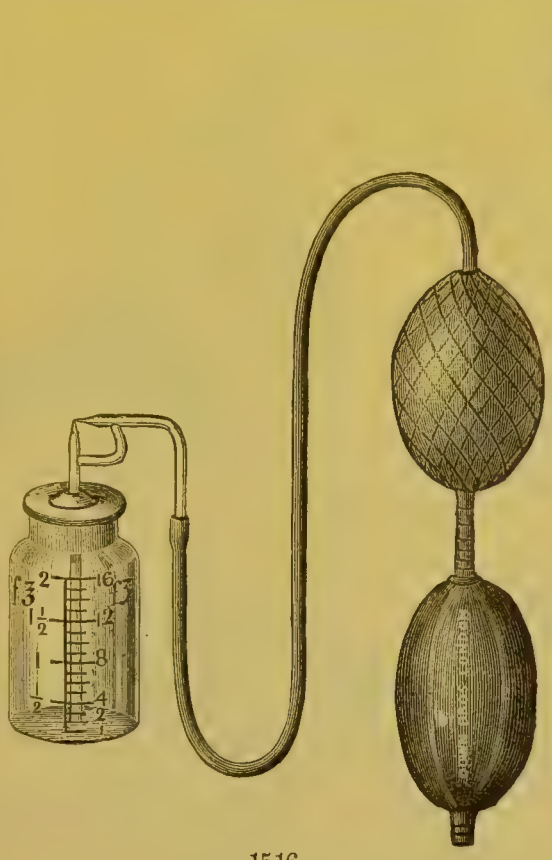

1516.

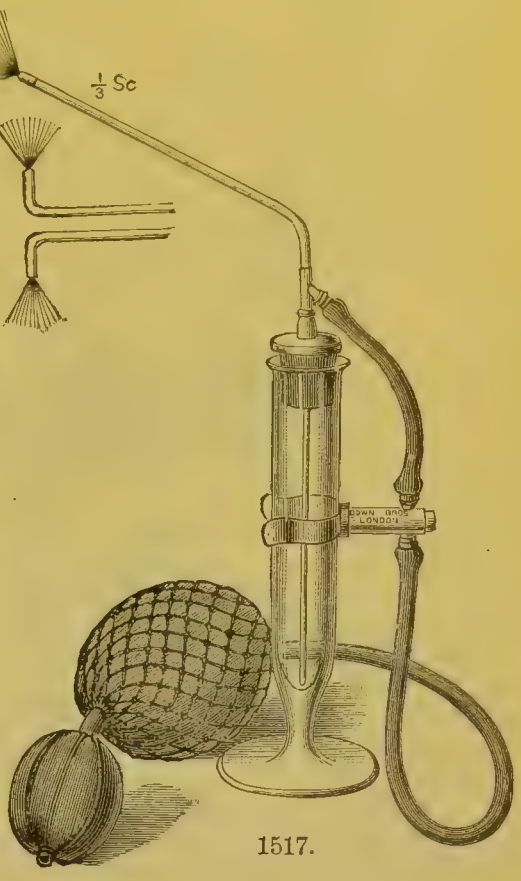

1517.

		£	s.	d.
	Spray Producers,—			
1516	Clarke's, with glass Tube and large bellows . . . each	0	4	0
	Spare Tubes for ditto . . . . . per doz.	0	6	0
	Clarke's, with silver Tube . . . . . each	0	9	0
	Spare Tubes for ditto . . . . . ,,	0	5	6
1517	De Vilbiss' Check Action, with set of 3 Tubes, Straight, Post Nasal, and Laryngeal, and large bellows . . . each	0	13	6

(The Spray is checked by pressing on the metal button.)

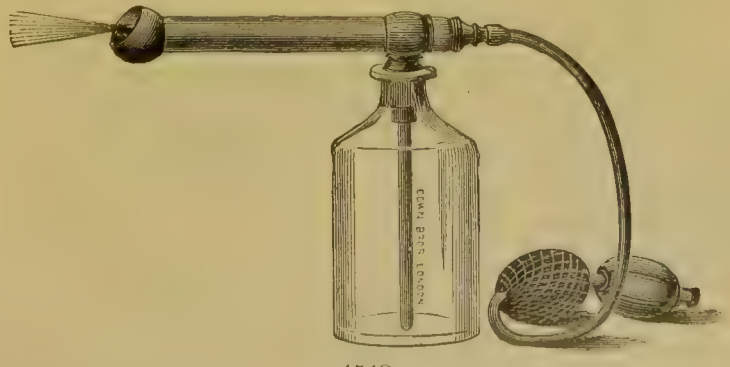

1518.

1518	Dewar's, vulcanite, with large bellows . . . . each	0	7	6
	Spare Tubes for ditto . . . . . ,,	0	3	6

The prices of Sprays in every case include bellows.

No.

Bronchitis Kettles, Inhalers, etc., *continued*,—



1519.



¼Sc.

1520.

£ s. d.

Spray Producers, *continued*,—

1519 Disinfecting, "Globe" pattern, for Sanitas, etc., in sick room, metal Tube . . . . . each 0 3 6

1520 Ditto, "Self-cleansing," for Sanitas, etc., in sick room, metal Tube. (The end of the tube is pushed up, causing a pin to project through the point, thus clearing the inner tube) . . . . . each 0 5 0



¼Sc.

1521.

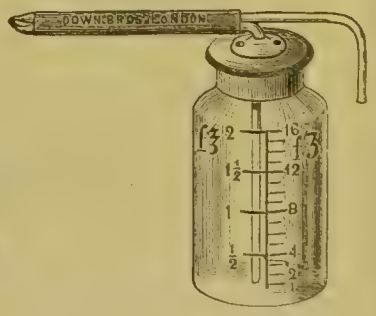

1522.

1521 Laryngeal, with silver inner Tube and large bellows . each 0 10 6

1522 Maunder's, with glass Tubes and large bellows . . „ 0 4 6

Spare Tubes for ditto . . . . . „ 0 1 0

The prices of Sprays in every case include bellows.

No. **Bronchitis Kettles, Inhalers, etc.,** *continued,*—

£ s. d.

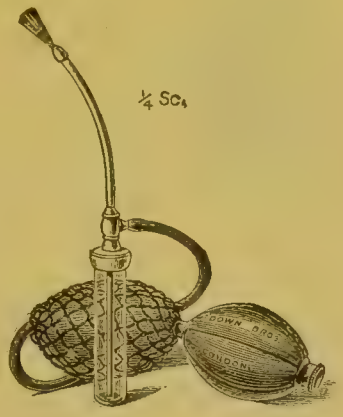

1523.



1524.

Spray Producers, *continued,*—

1523 Nasal, Bronner's . . . . . each 0 4 6

1524 Nasal, with silver inner Tube and large bellows . . „ 0 9 6

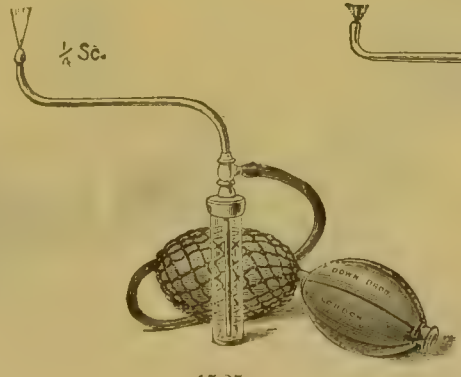

1525.



1526.

1525 Posterior Nasal . . . . . each 0 5 0

1526 Ditto, for passing through mouth, with silver inner Tube and large bellows . . . . . each 0 10 6

The prices of Sprays in every case include bellows.

No. **Bronchitis Kettles, Inhalers, etc.,** *continued*,—

£ *s.* *d.*

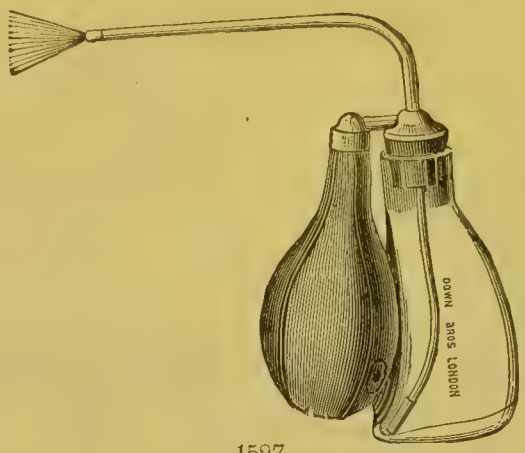

1527.

Spray Producers, *continued*,—

1527 "One Hand" . . . . . each 0 6 6

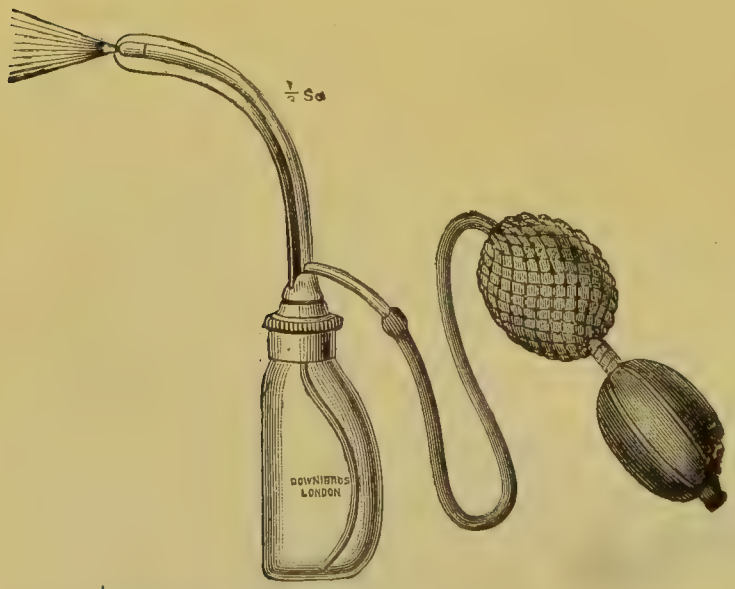

1528.

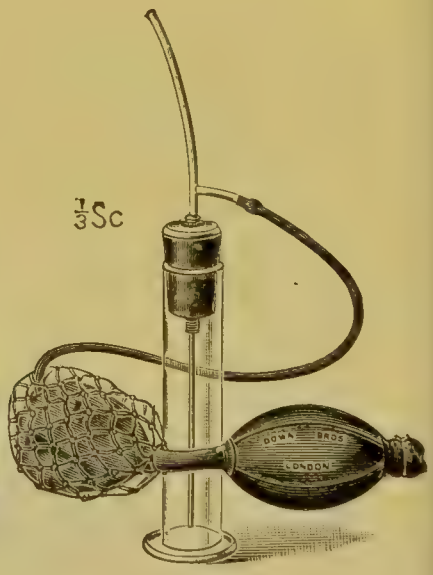

1529.

1528 Schnitzler's, to screw to bottle, each, vulcanite, 4*s.* 6*d.*; metal 0 6 6

1529 Strangman Grubb's, with removable inner Tube . . each 0 4 0

The prices of Sprays in every case include bellows.

No.

Bronchitis Kettles, Inhalers, etc., *continued*,—

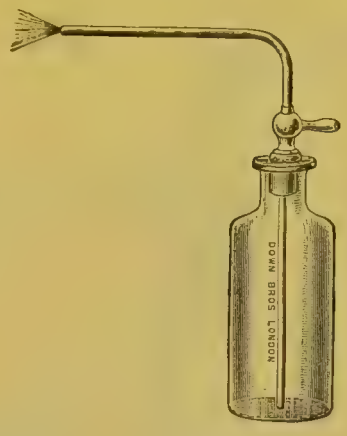

1530.

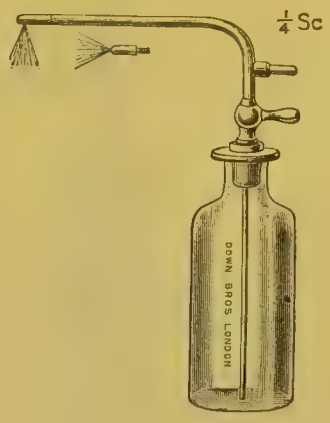

1531.

Spray Producers, *continued*,—

		£	s.	d.
1530	Troeltsch's, with straight Jet (this may be had either in metal or vulcanite) and large bellows . . . . . each	0	7	0
1531	Ditto, with 2 Jets and large bellows . . . . . „	0	8	0

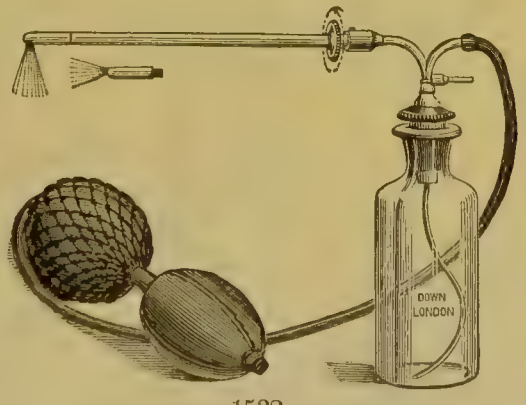

1532.

1532	Troeltsch's, with 2 Jets, and turning Tube to spray in any direction, for Larynx, Posterior Nares, etc., and large bellows . . . . . each	0	9	6

The prices of Sprays in every case include bellows.

No. **Bronchitis Kettles, Inhalers, etc.,** *continued*,— £ s. d



1533.



1534.

Spray Producers, *continued*,—

1533 Unna's Aseptic, with glass Tubes . . . . . each 0 4 0

1534 Vulcanite, "Desideratum," to screw to bottles, in 3 sizes, each, 3*s*. 6*d*., 4*s*., and 0 4 6



1535.

1535 **Vulcanite,** small size, with single Bellows . . . each 0 2

The prices of Sprays in every case include bellows.

No. **Bronchitis Kettles, Inhalers, etc.,** *continued*,— £ s. d.

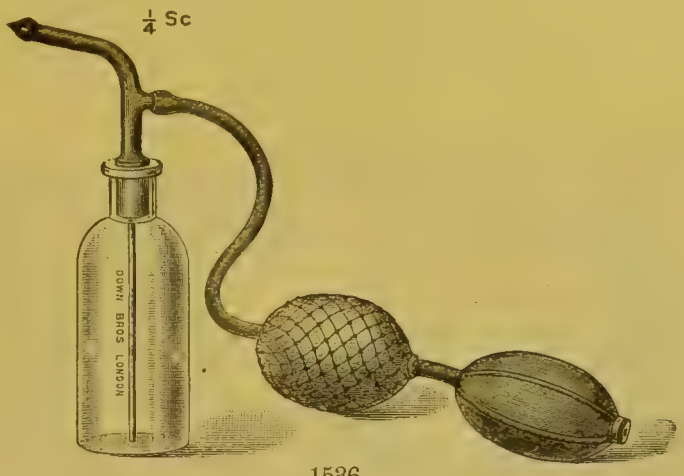

1536.

Spray Producers, *continued*,—

1536 Vulcanite, hospital, in card boxes . . . . per doz. 1 1 0

The prices of Sprays in every case include bellows

Spare Bellows for Spray Producers,—

1537* No. 1. Single Bellows . . . . . each 0 1 9
No. 2. Double Bellows, as used for cocaine sprays . . „ 0 1 0
No. 3. Ditto, for small vulcanite sprays . . . „ 0 1 3
No. 4. Ditto, for medium „ „ . . . „ 0 1 6
No. 5. Ditto, for large „ „ . . . „ 0 2 0
No. 6. Ditto, for Troeltsch's, Richardson's, etc., sprays . „ 0 3 0

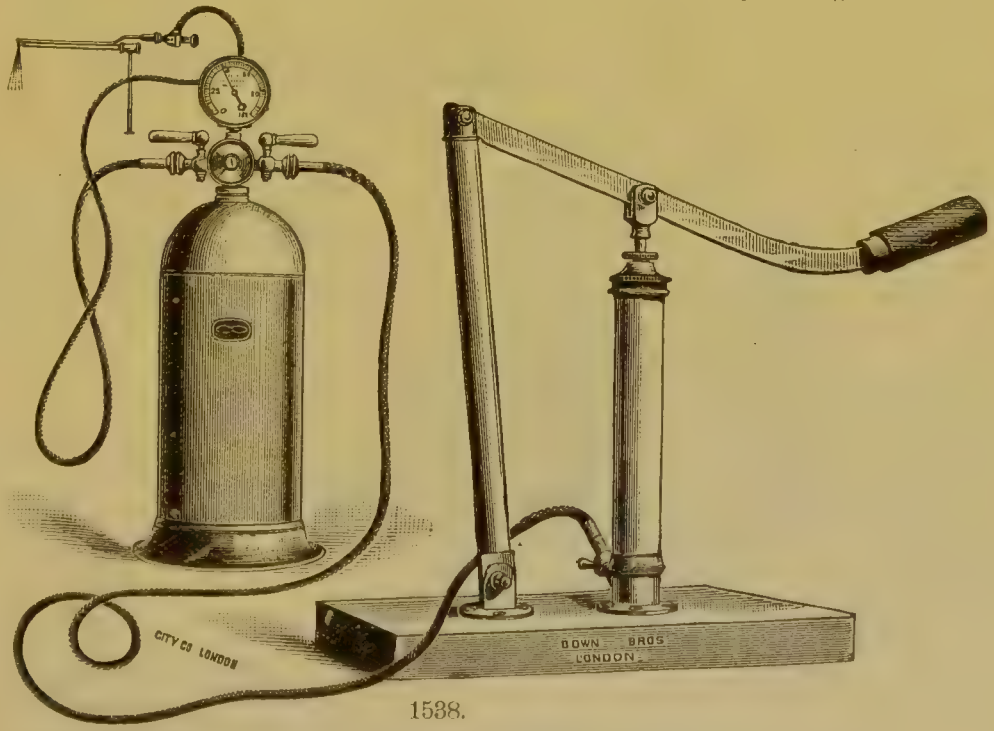

1538.

1538 Sass's Compressed Air, with Lever Action Pump, and set of 3 Tubes, nickel plated 15 15 0

* The items marked thus * are not illustrated.

No. **Bronchitis Kettles, Inhalers, etc.,** *continued*,—

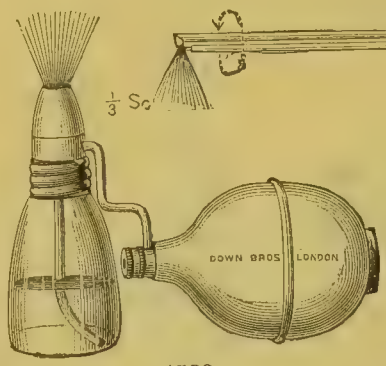

1539.

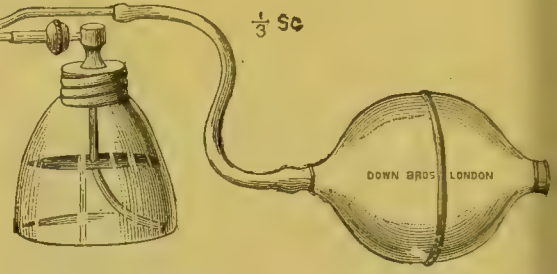

1540.

		£	s.	d.
	Spray Producers, *continued*,—			
1539	"Paroleine Spray," for vaporizing oily fluids, etc. . . each	0	3	3
1540	Ditto, ditto, for Post Nasal and Laryngeal use . . „	0	7	0

Steam Throat Sprays.

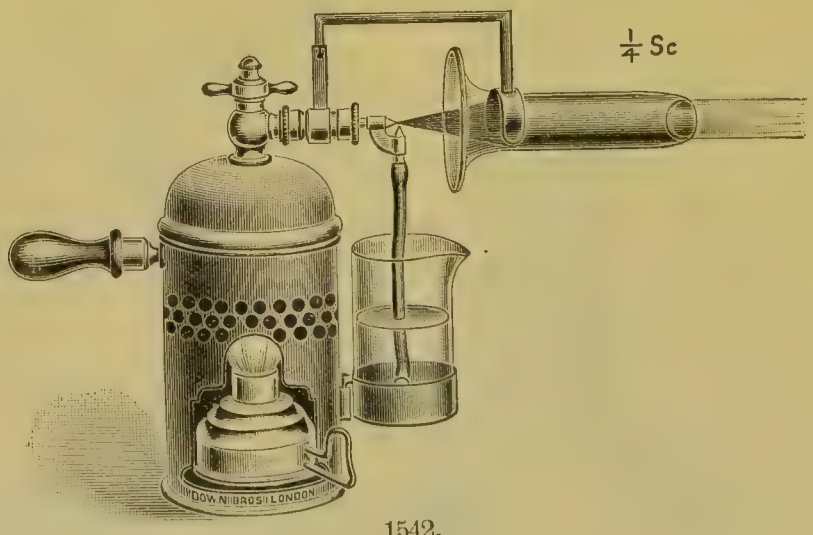

1542.

	Steam Throat Sprays,—			
1542	French Model, fitted with Metal or Glass Spray Tube . each	0	15	6
	Spare Glass Spray Tubes . . . . . „	0	0	9

No.

Bronchitis Kettles, Inhalers, etc., *continued*,—

£ *s.* *d.*

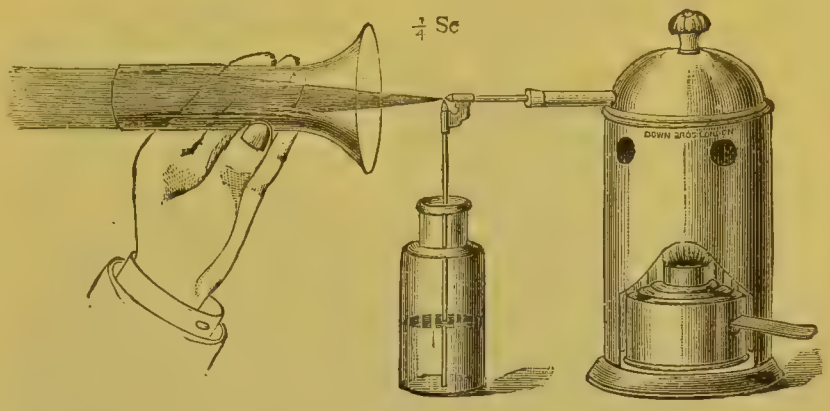

1543.

Steam Throat Sprays, *continued*,—

1543 Siegel's, brass . . . . . each 0 3 3

Spare Tubes for ditto . . per doz., glass, 2*s.* 6*d.*; metal 0 9 0

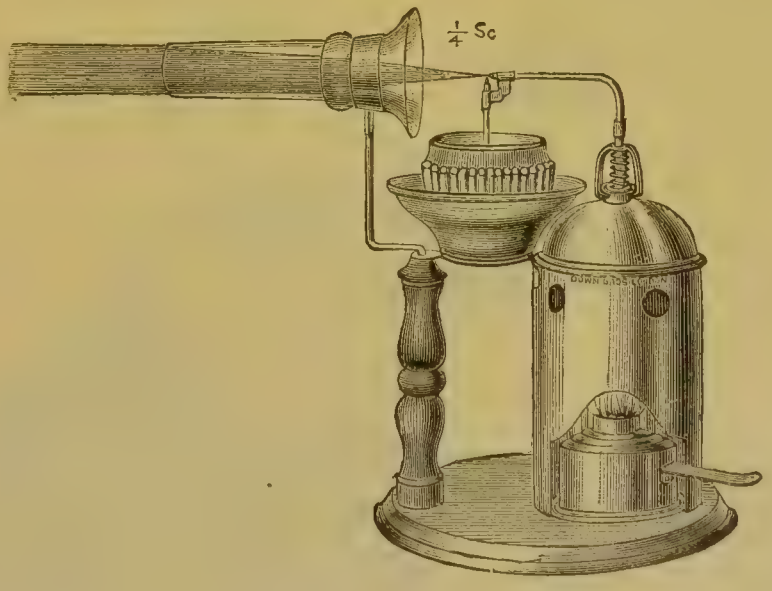

1544.

1544 Siegel's Improved, nickel plated . . . . . each 0 5 6

Spare metal Tubes for ditto . . . . . „ 0 1 3

No.

Oxygen Inhaling Apparatus.

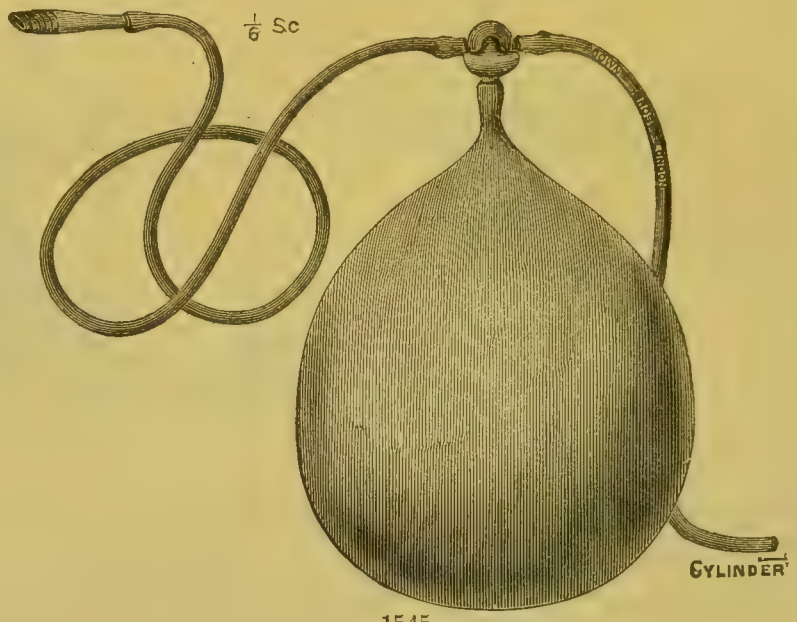

1545.

		£	s.	d.
1545	**Simple Inhaler** . . . . each	0	10	6

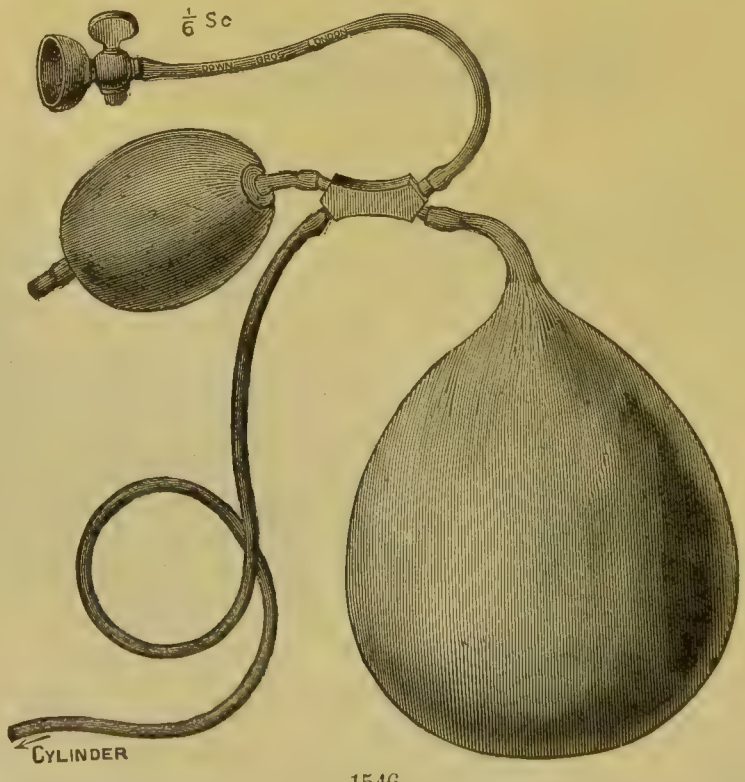

1546.

1546	**Inhaler,** with Bellows for using admixture of air . . each	0	14	6

No. **Oxygen Inhaling Apparatus,** *continued,*—

£ s. d.

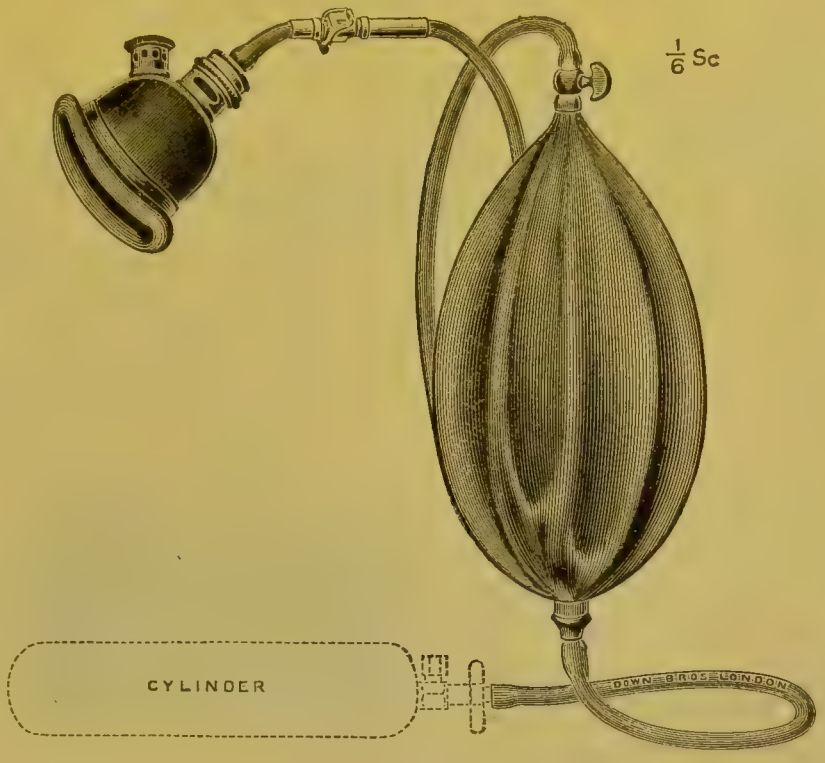

1547.

1547 **Inhaler,** with valved mouthpiece . . . . . each 1 15 6

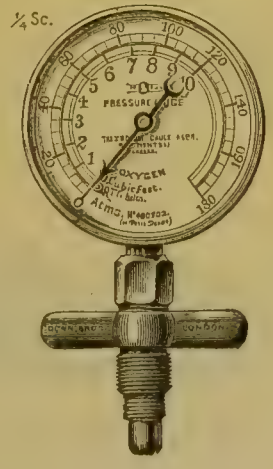

1548.

1548 **Gas Pressure Gauge** . . . . . each 1 11 6

These Pressure Gauges are useful to frequent users of Oxygen Cylinders, as a means of ascertaining the quantity of gas in Cylinders. They are connected to Cylinders in the same way as the Nipple Union. The larger Gauge, as illustrated, is specially marked in atmospheres and feet, and the

No. **Oxygen Inhaling Apparatus,** *continued*,—

£ s. d.

cubic contents of any Cylinder may be readily calculated in the following manner:—

The figures on outer ring indicate pressure in atmospheres, 120 atmospheres being the pressure to which all Cylinders are charged. The figures on inner ring indicate the number of cubic feet of gas contained in a 10 ft. Cylinder. To calculate the quantity of gas contained in any Cylinder, multiply the figure to which the needle points by the multiple of ten, thus if the Gauge is attached to a 40 ft. Cylinder, and the needle points to 6, then $6 \times 4 = 24$ ft.=quantity of gas in Cylinder.



1549.

1549 **Hot Water Apparatus,** for warming oxygen . . each 1 15 0

The apparatus consists of a copper vessel for hot water containing a coiled tube through which the gas is made to pass.



1550.—CYLINDER, WITH HEMP COVER.

1550 **Oxygen Cylinders, Empty** (Hemp covers charged extra, *see next page*),—

10 feet	each	1	8 0
15 feet (usual size for private work)	„	1	11 0
20 feet (usual size for Hospitals)	„	1	13 0
40 feet	„	2	9 6

No. **Oxygen Inhaling Apparatus,** *continued*,—

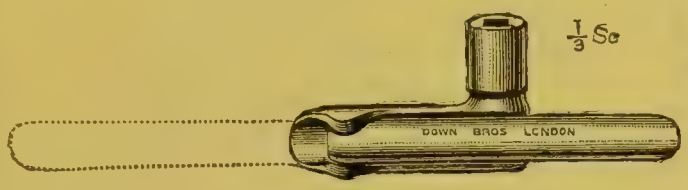

1551.—KEY.

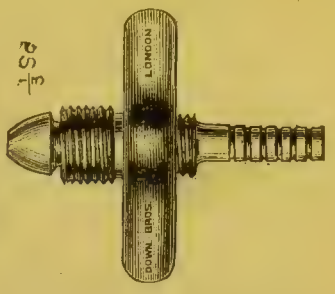

1552.—NIPPLE UNION.

		£	s.	d.
1551	**Key** for use with Cylinders . . . . . each	0	1	6
1552	**Nipple Union** for same . . . . . „	0	2	3

Hemp Covers are necessary with the Cylinders. Prices, 10 ft., 4*s.*; 15 ft., 5*s.*; 20 ft., 5*s.* 6*d.*; 40 ft., 7*s.* 6*d.* It is also absolutely necessary to have Key and Nipple Union.

TERMS FOR HIRING CYLINDERS.

Free for 14 days, including day of dispatch and return.

		£	s.	d.
For 10, 15 and 20 ft. Cylinders . . .	Rent per week	0	1	3
For 40 ft.	„ „	0	1	6

THE GAS.

	In hired Cylinders.	In customers' Cylinders.
Quantities of 10 and 15 feet .	per foot, 4*d.* .	per foot, 3½*d.*
„ 20 and 40 „ .	„ 3*d.* .	„ 2½*d.*

DIRECTIONS FOR USE and a Pamphlet on the Medical Application of Oxygen sent with each order.

1553* **Oxygen Apparatus, for Treatment of Ulcerated Surfaces, etc.,** as recommended by Dr. Stoker,—

		£	s.	d.
A.	Complete Set for Ear	2	2	0
B.	Ditto, for Nose	2	2	0
C.	Ditto, for Ear and Nose combined	2	12	6
D.	Ditto, for Eyes	2	12	6
E.	Ditto, for Scalp	2	2	0
F.	Ditto, for small Ulcerated Surfaces on trunk . . .	2	12	6

Printed instructions supplied with each set.

* The items marked thus * are not illustrated.

No.

Insufflators.

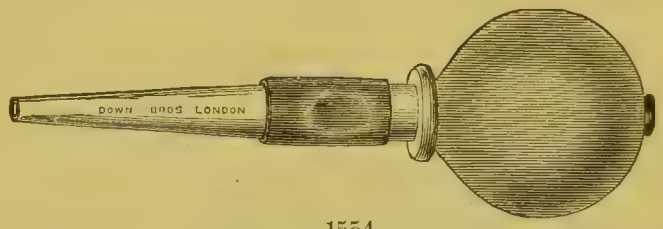

1554.

Insufflators,— £ *s.* *d.*

1554 Straight, glass (Down Bros.' pattern) . . . . . each 0 1 6

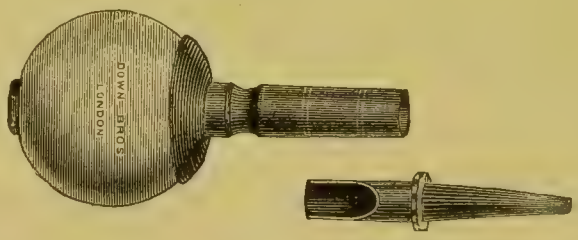

1555.

1555 Vulcanite, with Scoop (Down Bros.' pattern) . . . each 0 3 0

1556* Ditto, ditto, but made with long pipe for Vaginal use . „ 0 3 9

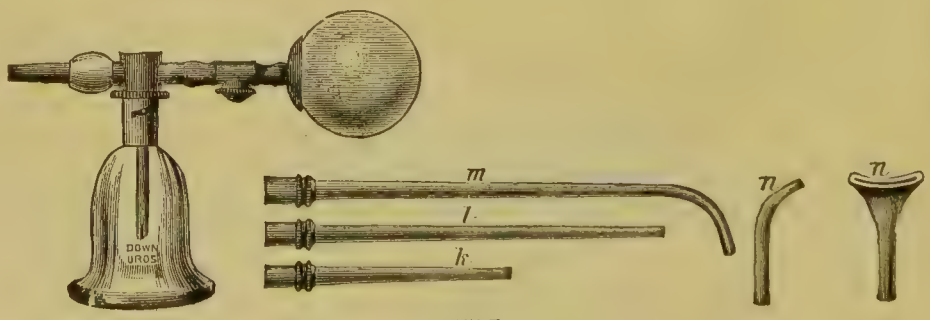

1557.

1557 Kabierski's, with one Tube (*l*) . . . . . each 0 5 6

With metal bottle, 4s. extra.

Extra Tubes for Kabierski's, *m*, for Larynx, each, 1*s.*; *l*, for Vagina, 9*d.*; *k*, for Nose and Ear, 9*d.*; *n n*, india-rubber, for Eye, etc. 0 0 9

* The items marked thus * are not illustrated.

No. **Insufflators,** *continued,*—

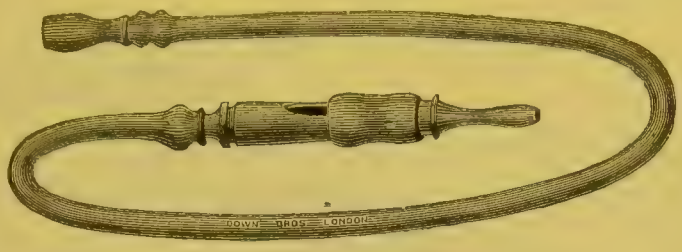

1558.

No.		£	s.	d.
	Insufflators, *continued,*—			
1558	Ear, with india-rubber Tube . . . . . each	0	1	9



1559.

1559	Nose, Bryant's, glass, for self-administration of alum . each	0	1	6

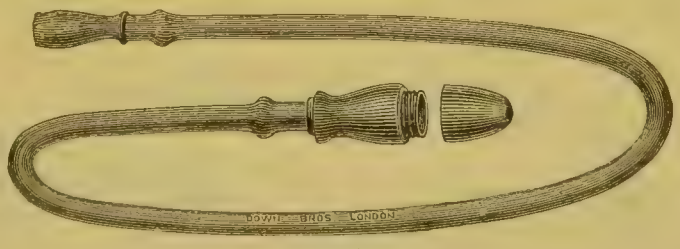

1560.

1560	Nose, with india-rubber Tube . . . . . each	0	1	9



1561.

1561	Dr. Dundas Grant's auto-laryngeal . . . per dozen	0	4	6

METHOD OF USE.

The *short* curved end is placed beyond back of tongue, patient closes lips round tube, and the other end is placed in a watch glass containing the powder, and then the patient breathes in.

No.

Insufflators, *continued,*—



1562.

Insufflators, *continued,*—

		£	*s.*	*d.*
1562	Greville Macdonald's . . . . . each	0	8	6

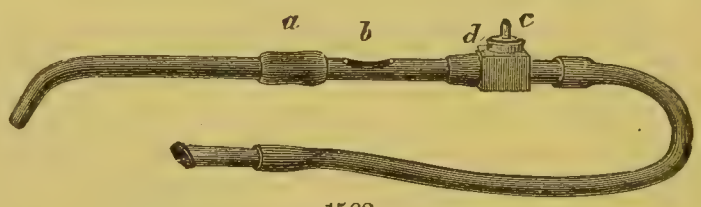

1563.

1563	Mackenzie's, with Pressure Valve . . . . . each	0	4	6

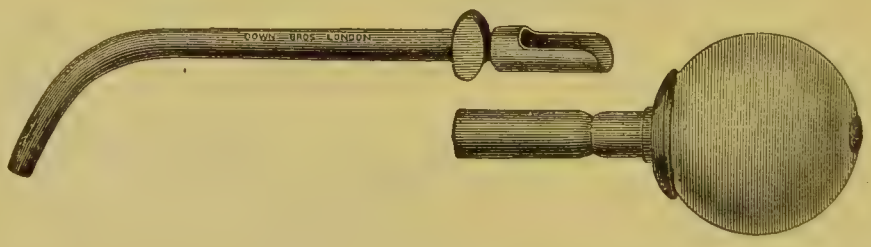

1564.

1564	Rauchfuss's, with india-rubber Ball . . . . . each	0	3	6



1565.

1565	Schrötter's, with Tube and Mouthpiece, each, glass, 1*s.* 9*d.*; vulcanite	0	3	0

No.

Sponge Holders.



1566.



1567.

No.		£	s.	d.
	Sponge Holders, Down Bros.' Aseptic,—			
1566	Curved, 2-prong . . . . . each	0	2	0
1567	Straight, 2-prong . . . . . „	0	2	0



1568.

1568	Metal handle, curved . . . . . each	0	2	0



1569.

1569	Ditto, straight . . . . . each	0	2	0



1570.

1570	Ditto, Down Bros.' Safety pattern, to fix at any point . each	0	2	8



1571.

1571	Ditto, 3-prong . . . . . each	0	2	0

No.

Sponge Holders, *continued,—*



1572.

		£	s.	d.
	Sponge Holders, *continued,—*			
1572	3-prong, metal octagon handles . . . . . each	0	3	6
1573*	Ditto, ditto, silver Prongs and Cap . . . . „	0	7	0



1574.

1574	Lund's pattern, 2-prong, metal handle . . . . each	0	6	6



1575.

1575	Pharyngeal, with metal handle, curved . . . . each	0	4	6



1576.

1576	Ditto, ditto, straight . . . . . each	0	4	0



1577.

1577	Throat, or Posterior Nares, with metal handle . . . each	0	3	0

* The items marked thus * are not illustrated.

No. **Sponge Holders,** *continued,*—



1578.

£ *s.* *d.*

Sponge Holders, *continued,*—

1578 Throat, or Posterior Nares, Down Bros.' Safety pattern, to fix at any point, metal handle . . . . . each 0 3 9

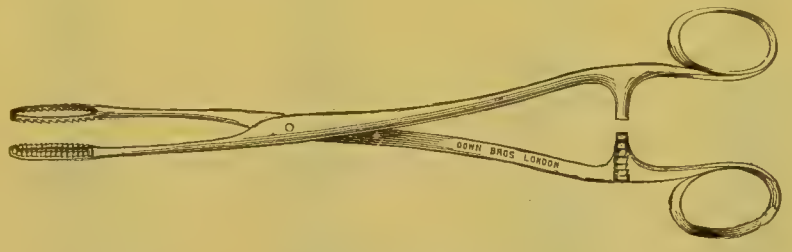

1579.

Sponge-holding Forceps, nickel plated,—

1579 With screw joint, 2 lengths . . each, 7 in., 7*s.* 6*d.*; 9½-in. 0 8 3



1580.

1580 With aseptic joint, to take apart, 2 lengths—each, 7 in., 9*s.*; 9½-in. 0 9 9

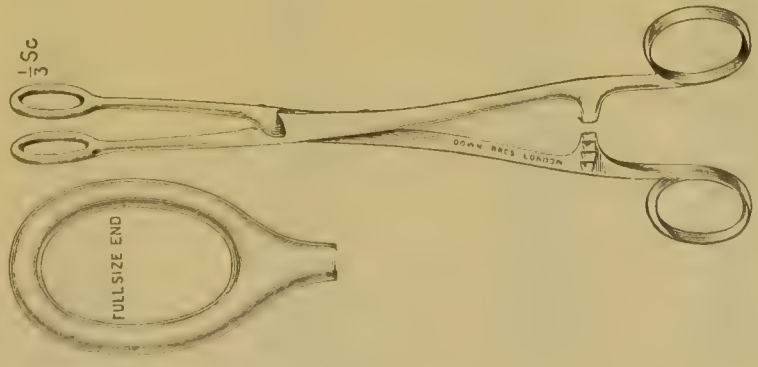

1581.

1581 With large jaws and take-off joint . . . . each 0 10 6

No.

Œsophageal Instruments, Stomach Pumps, etc.

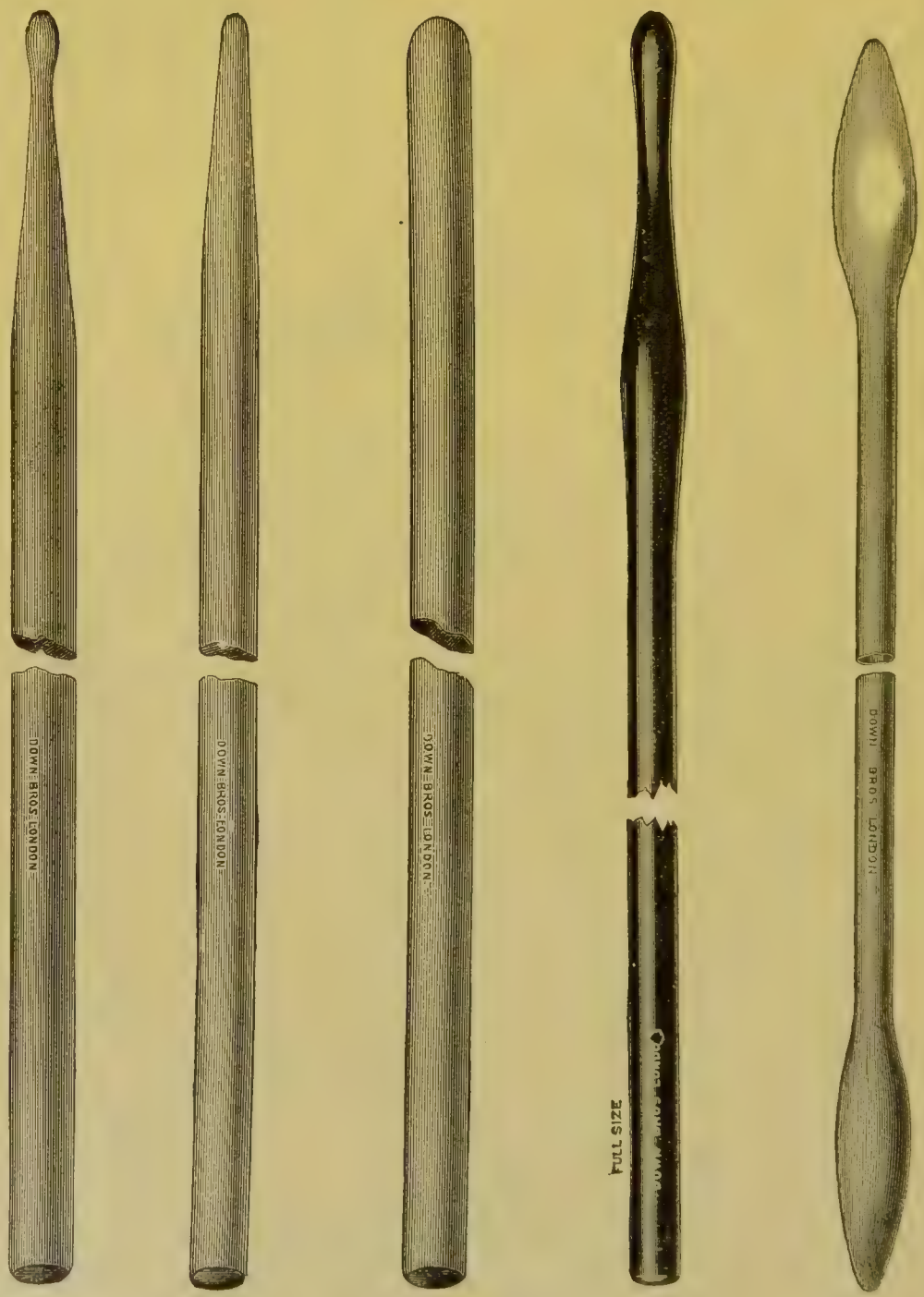

1583. 1584. 1585. 1586. 1587.

Œsophageal Instruments, etc., *continued*,—

Bougies,—

No.		£ s. d.
1582*	Catgut, fine size only, to act as guides, long . . . each	0 2 6

No.		Elastic Gum. Sizes 7 to 24. £ s. d.	Soft Black. 4 to 24. £ s. d.	Silk Web. 4 to 24. £ s. d.
1583	Bulbous . . . . each	—	0 4 6	0 5 3
1584	Conical . . . . „	—	0 3 9	0 4 6
1585	Cylindrical . . . „	0 2 0	0 3 0	0 3 9

		£ s. d.
1586	Symonds' Bellied Bulbous, soft black, sizes 7 to 24 . . each	0 5 6
1587	Ditto, Double Ended, consisting of a slender stem with different sized acorn tips at each end, 6 sizes—$\frac{12}{14}$, $\frac{13}{15}$, $\frac{16}{18}$, $\frac{17}{19}$, $\frac{20}{22}$, $\frac{21}{23}$ . . . . . each	0 3 0

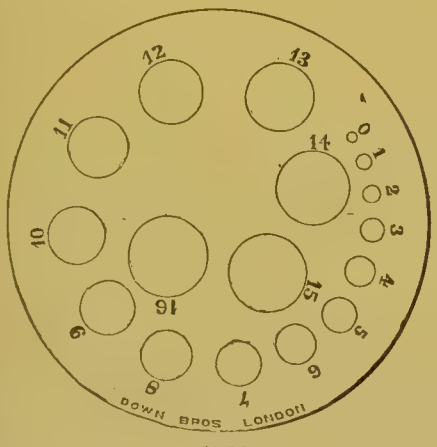

1588.

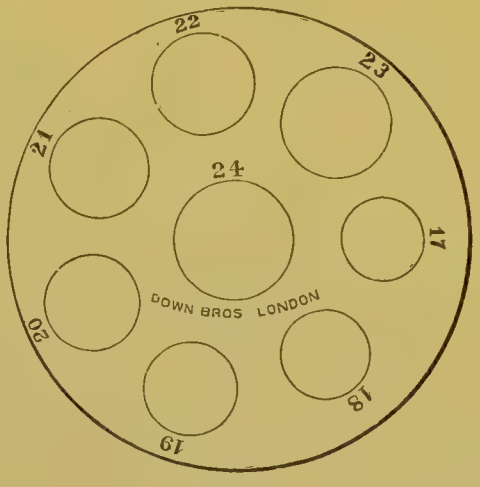

1589.

Catheter Gauges, for gauging Œsophageal Bougies and Tubes,—

1588	Metal, sizes up to 16 . . . . . each	0 4 0
1589	Ditto, sizes 17 to 24 . . . . . „	0 4 0



1590.

Forceps, for foreign bodies, nickel plated,—

1590	Bryant's, to revolve so that it will grasp in any direction, each	1 10 0

* The items marked thus * are not illustrated.

No. **Œsophageal Instruments, etc.,** *continued,—*

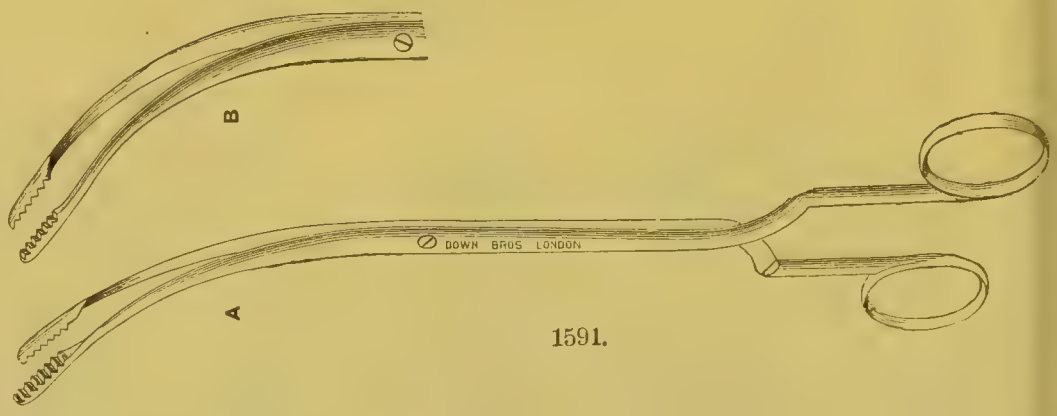

1591.

£ s. d.

Forceps, for foreign bodies, nickel plated, *continued,—*

1591 Curved, to open laterally or antero-posteriorly (A and B) . each 0 8 0

1592* Ditto, ditto, with take-off joints . . . . . „ 0 10 0

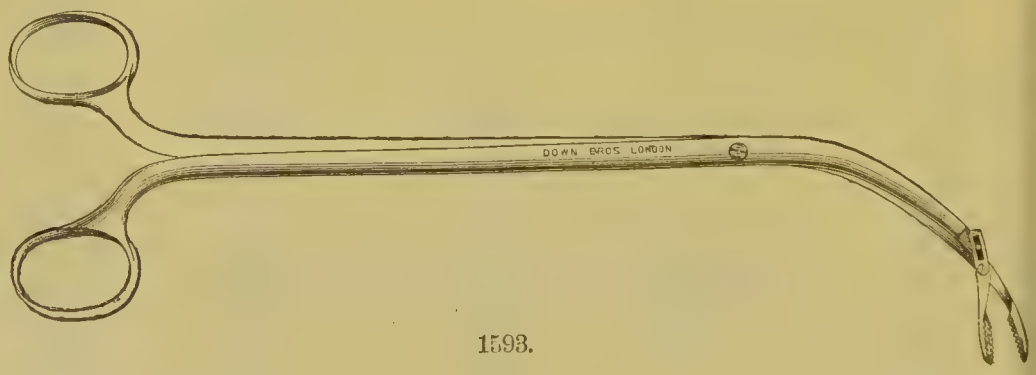

1593.

1593 Durham's Double Joint . . . . each 0 15 0

* The items marked thus * are not illustrated.

No.

Œsophageal Instruments, *continued*,—

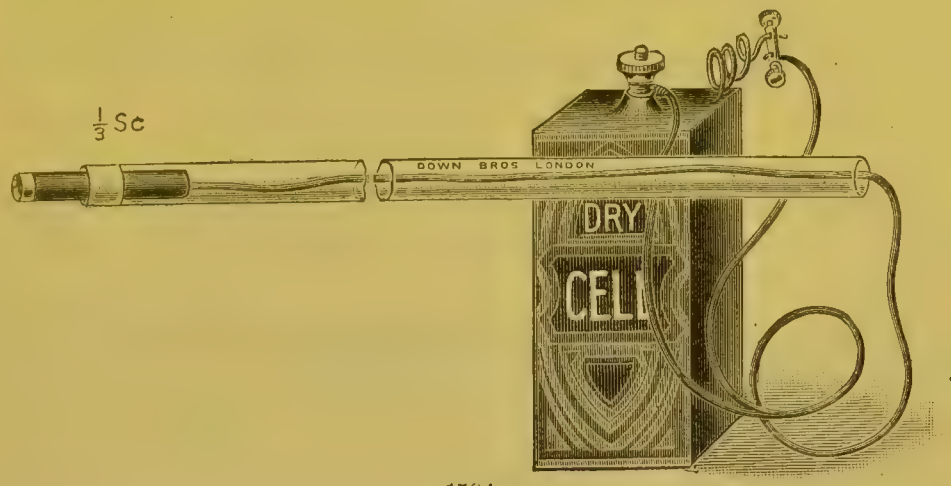

1594.

£ s. d.

Magnet, for extraction of foreign bodies,—

1594 Mayou's, with celluloid guide tube, and fitted with 2 dry cells 1 5 6

This instrument has been most successfully used at King's College Hospital (see *Lancet*, December 6, 1902).

Extract from "Lancet," December 6, 1902.

A METHOD OF REMOVING METALLIC FOREIGN BODIES FROM THE STOMACH WITHOUT EXTERNAL OPERATION.

Since the introduction of X-rays has rendered it possible to observe the size, position, and shape of metallic foreign bodies which have entered the stomach by accident, and considering their great danger, it was suggested to me that it might be possible to remove these foreign bodies by means of an electro-magnet guided by X-rays. For this purpose I had made a small electro-magnet two inches in length, round, and five-sixteenths of an inch in diameter, the ends and centre of which are made of soft iron and wound in the ordinary way, having a lifting power of a quarter of a pound when connected with stiff wires to a battery. This magnet is inserted into a smooth celluloid tube, so that the magnet can glide up and down with ease by pulling on the stiff connecting wires. A narrow silver band is placed on the outer side of the stomach end of the tube, so that the end of the tube is easily seen in the stomach, the rest of the tube not throwing any shadow by X-rays. The tube containing the magnet protruding a quarter of an inch, is next passed into the stomach, preferably under an anaesthetic. The X-ray tube is placed beneath the patient, who lies on his back over the drum of a Mackenzie-Davidson Couch, and the screen is placed on the abdomen. The X-ray tube is then excited and the magnet is brought into contact with that part of the foreign body most suitable to draw into the tube; the current is then allowed to flow through the magnet and the foreign body is drawn into the tube by means of the connecting wires. When the foreign body is in the tube, as is shown by its having passed the silver ring, the tube, magnet, and foreign body are withdrawn together.

Mouth Gags and Wedges (*see pages* 1101–1111).



1595.

1595 Œsophagotome, with flexible metal sheath . . . each 1 1 0

No.	**Œsophageal Instruments, etc.,** *continued,*—	£	s.	d.



1596.

	Probangs,—			
1596	Bristle, with elastic gum sheath and whalebone stem . each	0	2	3



1597.

1597	Bristle, aseptic, with metal shaft and flexible metallic sheath, each	0	5	0

Spare sets of Bristles, each, 1*s.*



1598.

1598	Lennox Browne's . . . . . each	0	9	6



1599.

1599	Mayhew's . . . . . each	0	6	6

Requires only one hand, when introduced it is held by the end, preventing premature opening.

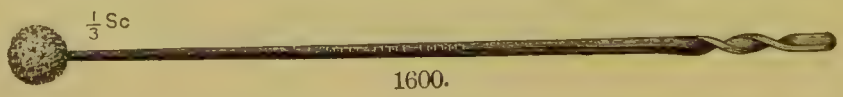

1600.

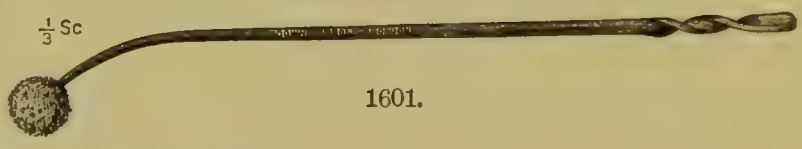

1601.

1600	On whalebone stems, straight . . . . . per doz.	0	12	0
1601	Ditto, curved . . . . . ,,	0	12	0



1602.

1602	With Coin Catcher . . . . . each	0	4	6

No. **Œsophageal Instruments,** *continued*,— £ *s.* *d.*



1603.

Probangs, *continued*,—

1603 With silver Coin Catcher, with movable end . . . each 0 7 6



1604.

1604 With silver Coin Catcher, with movable end, whalebone stem and celluloid sheath, as used at St. Bartholomew's Hospital, each 0 7 6

The disadvantage in the ordinary form is that the spring may bend when endeavouring to pass it down the Œsophagus: the difficulty is overcome in this Instrument, as the spring is introduced enclosed in the sheath.

1605 **Sounds,** Whalebone, with set of 6 metal olive ends . . each 0 15 6

Tubes, for feeding, etc.,—

1606 Coudé Tubes, made of flexible silk web, for passing obstructions, sizes 8 and 10 . . . . . each 0 4 9

		Elastic Gum. Sizes 7 to 24.			Soft Black. 4 to 24.			Silk Web. 4 to 24.		
		£	*s.*	*d.*	£	*s.*	*d.*	£	*s.*	*d.*
1607*	Cylindrical . . . . each	0	2	0	0	3	0	0	3	9
1608	Ditto, with funnel end . „	0	2	9	0	3	9	0	4	6

£ *s.* *d.*

1609* India-rubber, cylindrical, sizes 5 to 20, each, 3*s.*; sizes 21 to 24 . . . . . 0 3 9

1610* Silk web, cylindrical, open at both ends, to use over catgut guides . . . . . each 0 4 0

Catgut Guides for ditto, each, 2*s.* 6*d.*

* The items marked thus * are not illustrated.

No.

Œsophageal Instruments, etc., *continued*,—



1605. 1606. 1608. 1611.

£ s. d

Tubes, for feeding, etc., *continued*,—

1611 Silk web, bulbous, with funnel end (as recommended by Mr. Symonds), sizes 4 to 24 . . . . . each 0 5 3

The above are made in all sizes, from 7 to 24 Catheter gauge, for passing through nose or mouth.

No.

Œsophageal Instruments, etc., *continued*,—



1612.



1613.



1614.



1615.

To illustrate Mr. Charters J. Symonds' Œsophagus Tube *in situ*:—

A. Upper aperture of Larynx.

B. Œsophagus laid open from behind.

C. Silk thread by which the tube is retained in position and withdrawn.

D. Wide upper end of the tube above the stricture.

E. Narrower lower part of tube below the stricture.

F. Cardiac end of stomach.

	Tubes, etc., as described by Mr. Charters J. Symonds (*see Clinical Society's Reports, etc.*),—	£	*s.*	*d.*
1612	Short funnel-ended Tubes, for permanent wear, silk web, of 2 lengths, 4-in. and 6-in., sizes 8 to 18 inclusive . . . each	0	2	0
1613	Whalebone Introducer for Symonds' Tubes . . . . „	0	10	6
1614	Ditto, improved, adjustable, for introducing both open and closed end tubes . . . . . each	0	15	6

Fig. 1613 shows the Introducer with the Tube upon it ready for introduction. Fig. 1615 shows the Tube *in situ*.

No. **Œsophageal Instruments, etc.,** *continued,*— £ *s. d.*



1616.

1616 **Forcible Feeding Tube** (Blandford's), **for Lunatics, etc.,** each 0 12 6

Extract from "Medical Annual," 1897.

FORCIBLE FEEDING (A NEW ORAL METHOD OF).—The tube shown in the accompanying illustration has been designed by Dr. Henry Edmund Blandford for the purpose of facilitating the forcible feeding of the insane, and, while it is not intended to supplant the use of the Œsophageal Tube, it will be found extremely useful in many cases where sufficient attendants are not at hand to avoid the dangers of the latter method. The wedge-like extremity of the tube allows forcible separation of the jaws when necessary. The instrument is connected with an ordinary feeding cup by a piece of stout india-rubber tubing. Dr. Blandford has put this instrument to practical test and finds it of the greatest assistance, and he is confident that it will also be found of service in tetanus and surgical affections of the jaws where nasal feeding is not always feasible. The instrument is made by Messrs. DOWN BROS.

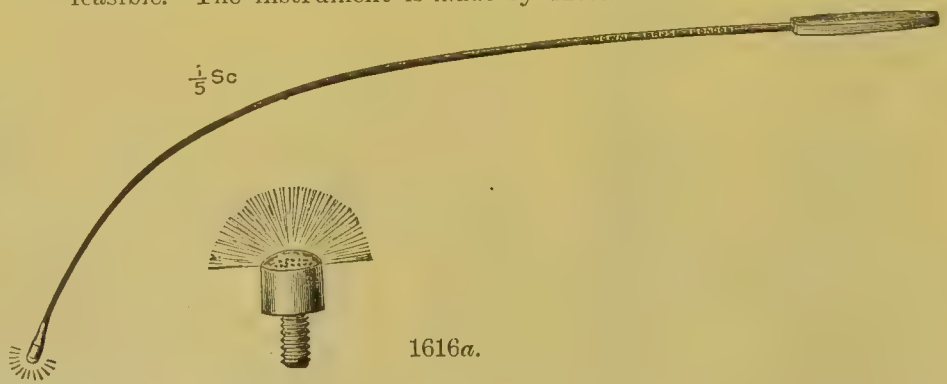

1616*a*.

Radium Applicator,—

1616*a* Hartigan's, for the Œsophagus, etc. . . . . say 27 10 0

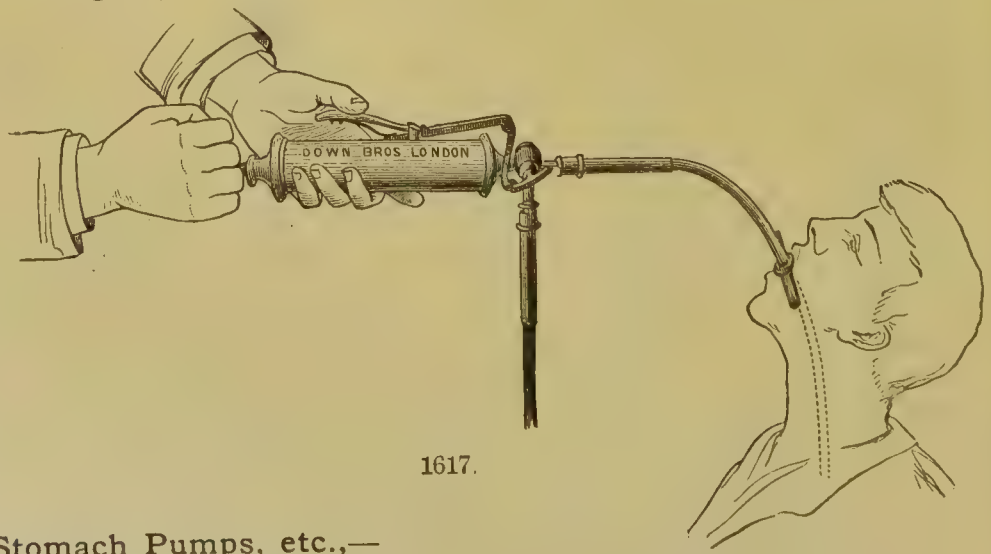

1617.

Stomach Pumps, etc.,—

1617 Brass, with Flute Key Lever, with Tubes and Mounts, to use also as an Enema, in mahogany case . . . . each 1 17 6

Œsophageal Instruments, etc., *continued*,—

No.	Stomach Pumps, etc., *continued*,—	£	*s.*	*d.*
618*	Brass, with Flute Key Lever, with Bayonet Catch Mounts, in mahogany case . . . . . each	2	2	0
619*	Ditto, ditto, with Bayonet Catch Mounts, with Stomach Tube, Gag, and Waste Tube only, without the additional parts to use as Enema . . . . . each	1	16	0
620*	Ditto, Valve action, with Tubes and Mounts, to use also as an Enema, in mahogany case . . . . . each	1	4	6

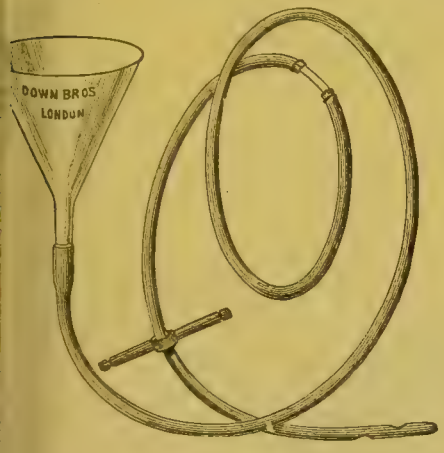

1621.

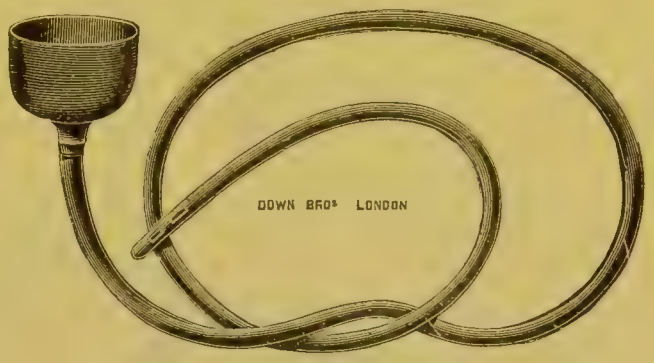

1622.

621	Siphon, with glass Funnel and india-rubber Tube for feeding or washing out stomach, in metal box	0	7	6
622	Ditto, consisting of india-rubber Stomach Tube (No. 19 gauge), 60 inches long, with india-rubber Funnel attached, each, 8*s.* 6*d.*; in metal box	0	10	6

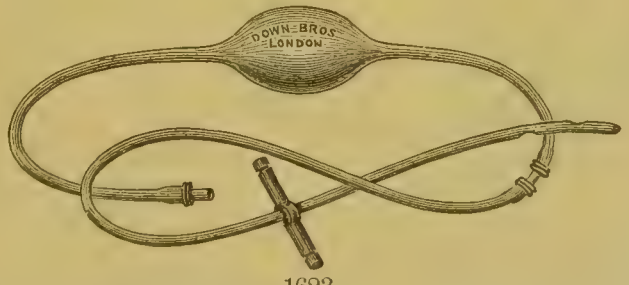

1623.

623	Tosswill's, with improved seamless siphon, with rubber stomach tube and gag, in metal box	0	12	6

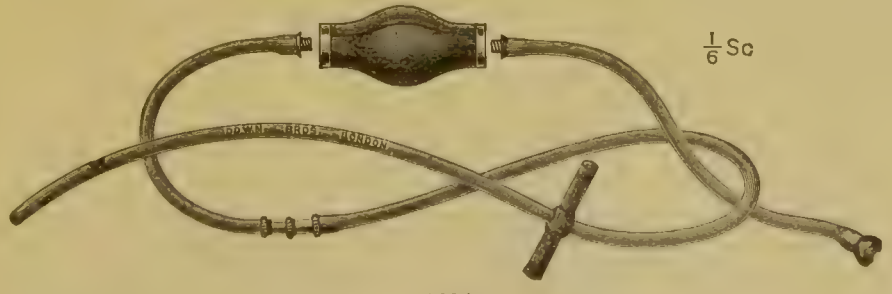

1624.

624	Tosswill's, original form, in metal box	0	14	6

* The items marked thus * are not illustrated.

No.

Recent Instruments for Gastric Surgery.

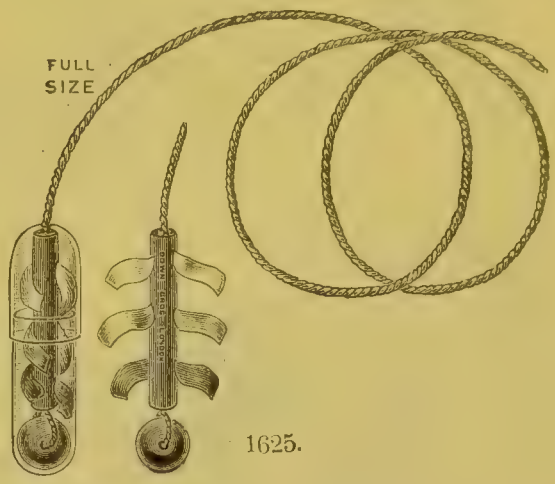

1625.

Acidity Capsules,—

No.		£	s.	d.
1625	Turck's, for ascertaining acidity of the stomach . per dozen	0	6	0

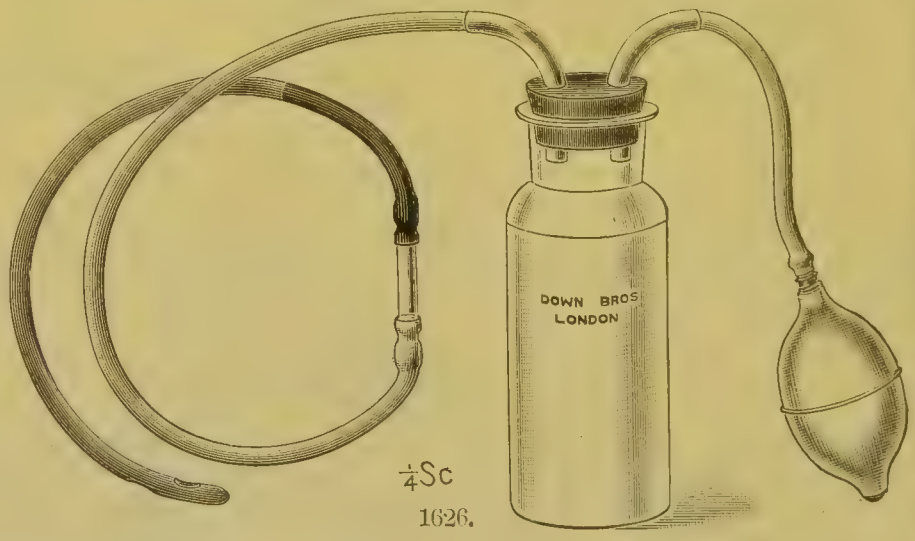

¼Sc

1626.

Aspirating Bottle,—

1626	Turck's (Herschell's improved), for extracting contents of the stomach . . . . . each	0	11	0
	Wooden Stand for ditto, as recommended by Dr. Herschell „	0	2	6

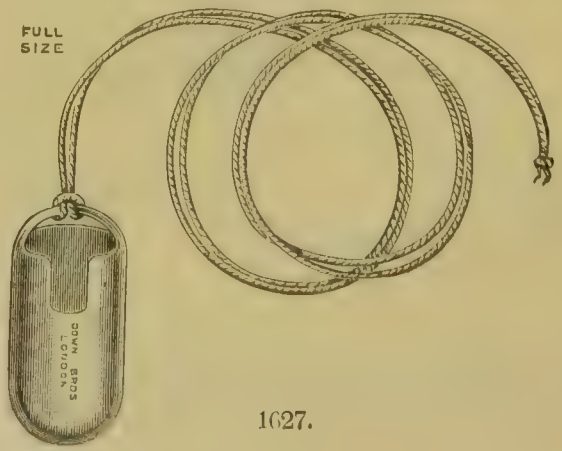

1627.

No.

Recent Instruments for Gastric Surgery, *continued*,—

Stomach Bucket,— £ s. d.

1627 Einhorn's, silver . . . . . each 0 6 6

"By means of this instrument a small quantity of the stomach contents can be easily removed and analysed" (*Gillespie*).

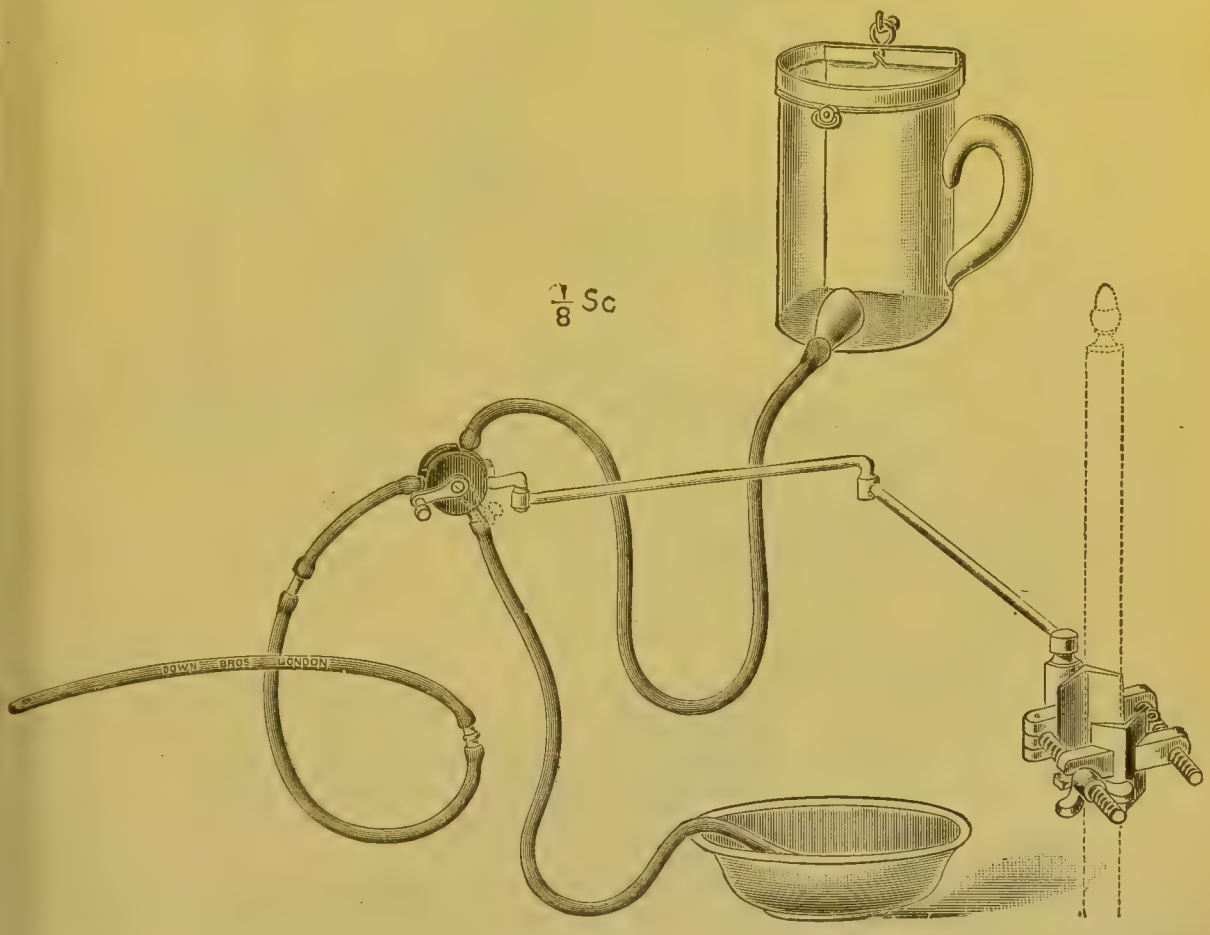

1628.

Douches,—

1628 **Dr. Herschell's Improved Apparatus for washing out the Stomach,** with Van Valsah's Stomach Tube, Glass Reservoir, and jointed Metal Arm with gun-metal Clamp to fix to bed-post 3 15 0

Stained wood box for the above apparatus, extra, 10*s*.

This apparatus was exhibited in the section of Pharmacology at the annual meeting of the British Medical Association at Portsmouth in 1899, and described in the *Lancet* of Nov. 11, 1899 ("Improved apparatus for washing out the stomach.") It consists of a three-way tap supported in a convenient position in front of the patient by a jointed arm, so that both hands of the physician are at liberty, and he is thus enabled to work without assistance. It is intended that this jointed arm should be fastened to the pillar of the bedstead by the clamp shown in the illustration, which has been especially designed for that purpose.

No.

Recent Instruments for Gastric Surgery, *continued*,—

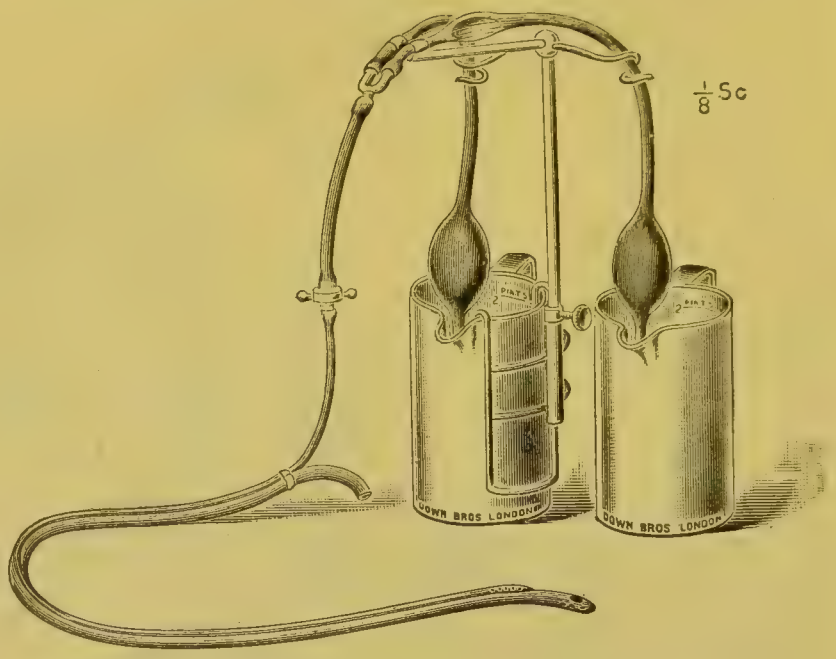

1629.

£ s. d.

Douches, *continued*,—

1629 **Improved Apparatus for administering the Intra-gastric Needle Bath,** by Dr. George Herschell.

Complete, with 2, 2-pint graduated Earthenware Jugs . 2 0 0

Ditto, ditto, without the Earthenware Jugs . . . 1 16 0

This apparatus is constructed so that it may be used at patient's house with any ordinary jugs. It is a modification of the original apparatus described by Dr. Herschell in the *Lancet* of January 6, 1899.



1630.

Stomach Tubes, for use with Douches,—

1630 **Van Valsah's,** as recommended by Dr. Herschell; length, 31 inches; sizes, 14, 18 and 20, each, 4*s.*; sizes, 22, 23 and 24 0 4 6

Ditto, extra long, 37½ inches; 2 sizes only, each, No. 14, 4*s.* 6*d.*; No. 22 . . . . . 0 5 6

No.

Recent Instruments for Gastric Surgery, *continued,*—

£ *s.* *d.*

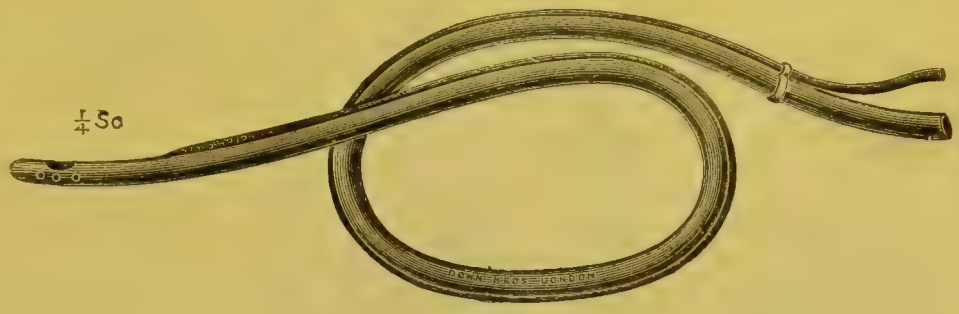

1631.

Stomach Tubes, for use with Douches, *continued,*—

1631 **Turck's Needle Douche Tube** . . . . . each 0 7 6

The stomach is first inflated with air through the finer tube, and then a stream of water passed through it, forming a spray through the fine perforations; the return flow is through the large tube.

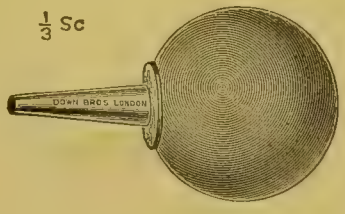

1632.

1632 **Herschell's Blower,** with metal pipe for Stomach Tubes, to remove obstructions . . . . . each 0 3 6



1633.

Gastro-diaphanoscope,—

1633 Kuttner's . . . . . each 2 10 0

No. **Recent Instruments for Gastric Surgery,** *continued*,—

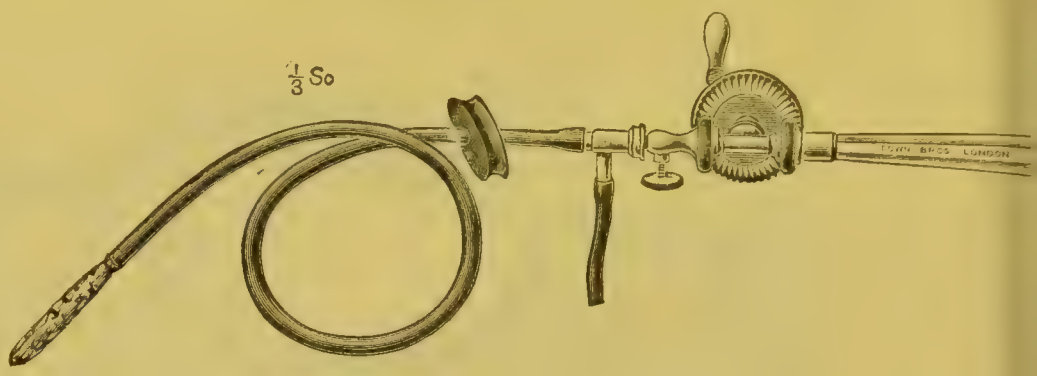

1634.

Gyromele,— £ *s. d.*

1634 Turck's . . . . . each 1 17 0

The Instrument consists of a flexible cable, sheathed in a rubber tube, with sponge at end, and fitted with vulcanite mouth gag and apparatus for rapidly rotating the cable with the sponge attached. Designed to indicate the position and size of the stomach, it also serves to remove mucus adhering to the mucous membrane and for direct application of remedies, as well as for massage of the stomach walls.

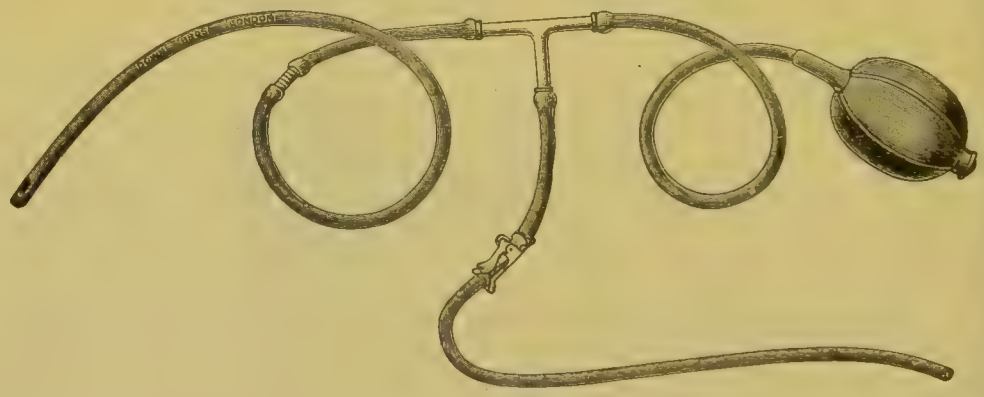

1635.

Inflator,—

1635 Herschell's, for diagnostic inflation of the Stomach . . each 0 8 6



1636.

Auto-Insufflator,—

1636 Spivak's . . . . . each 0 5 6

No. **Recent Instruments for Gastric Surgery,** *continued,—*

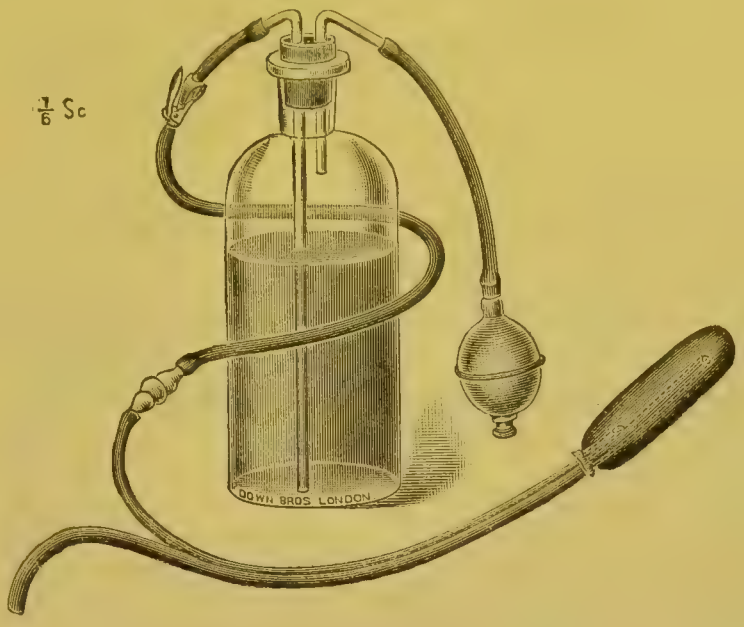

1637.

		£	s.	d.
1637	**Turck's Gastric Resuscitator** . . . . . each	1	0	0

This instrument affords the means of applying heat locally to the stomach walls. Hot water is passed from the bottle down one side of the double tube into the rubber bag in the stomach, and the return flow passes out through the other half of the tube. The rubber bag or sheath fits closely round the tube for purpose of introduction.

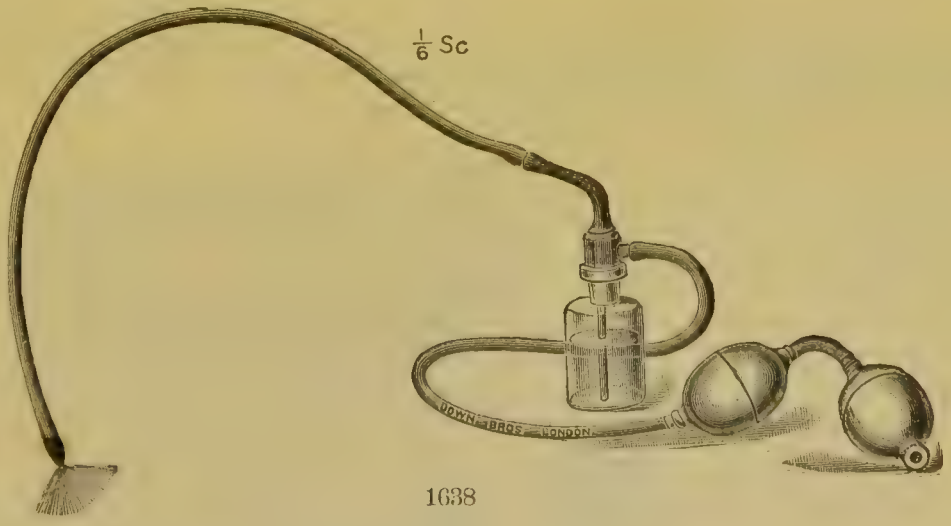

1638

Spray Apparatus for Stomach,—

1638	Einhorn's . . . . . each	1	2	6

No.

Killian's Instruments for Œsophagoscopy, Bronchoscopy and Tracheoscopy.

DESIGNED BY PROFESSOR G. KILLIAN, OF FREIBURG.



1639. Adults' Tube.

$\frac{1}{3}$ Sc

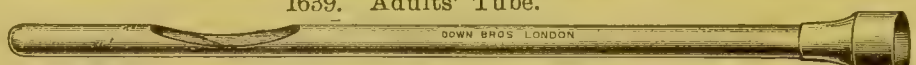

1640. Kirstein's Tube for Retro-Laryngeal portion of Œsophagus.



1641. Children's Tube.

1642. Handle for

$\frac{1}{3}$ Sc

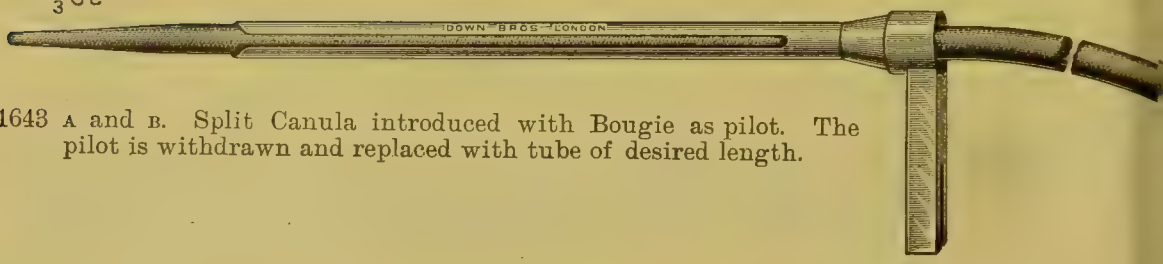

1643 A and B. Split Canula introduced with Bougie as pilot. The pilot is withdrawn and replaced with tube of desired length.



1644. Mandril for Bronchoscopy Tubes.

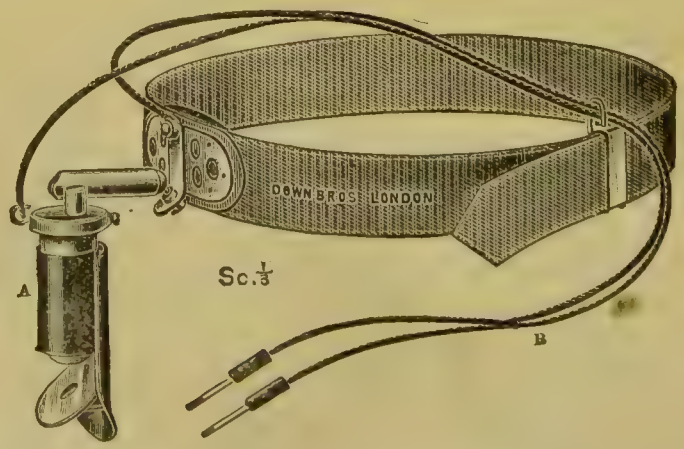

1656. Electric Head Lamp and Cable.

No.

Killian's Instruments for Œsophagoscopy, Bronchoscopy, and Tracheoscopy, *continued*,—



1657. Kaspar-Killian's Demonstration handle (A) attached to Tube (B).



A & B. Killian's Forceps, serrated jaws, with handle.

1616. Extracting Forceps.

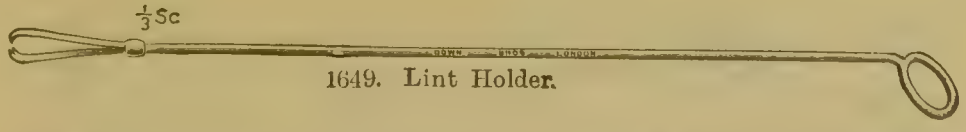

1649. Lint Holder.

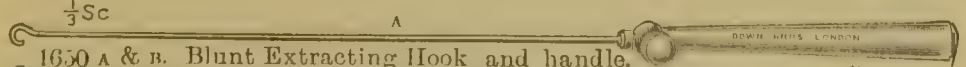

1650 A & B. Blunt Extracting Hook and handle.

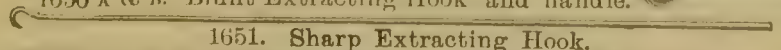

1651. Sharp Extracting Hook.

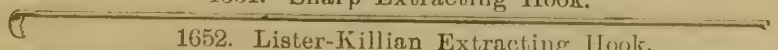

1652. Lister-Killian Extracting Hook.



1653. Probe.

No.

Killian's Instruments for Œsophagoscopy, Bronchoscopy, and Tracheoscopy, *continued*,—

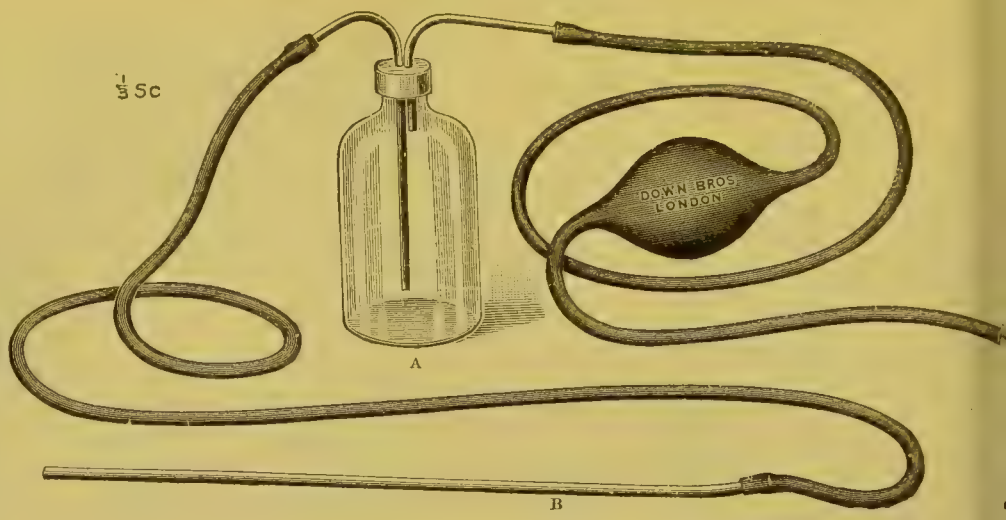

1654 A and B. Saliva Pump and Tube.

Usual Set of Killian's Tracheoscopy, Bronchoscopy, and Œsophagoscopy Instruments.

		£	s.	d.
1639	3 Adult Tubes, 9 m/m diam. . . . . each 7s. 6d.	1	2	
	3 Adult Tubes, 13 m/m diam. . . . . „ 7s. 6d.	1	2	
1640	Kirstein's Tube for retro-laryngeal portion of Œsophagus .	0	9	
1641	3 Children's Tubes, 7 m/m diam. . . . each 7s. 6d.	1	2	
1642	Handle for above Tubes	0	5	
1643*b*	3 Œsophagus Bougies to use with above Tubes as pilots, each 3s. 0d.	0	9	
1645*a*	2 Forceps, serrated jaws . . . . . „ 10s. 6d.	1	1	
1646	2 Forceps for extracting bones, etc. . . „ 10s. 0d.	1	0	
1645*b*	Handle for forceps (Killian's)	0	17	
1649	2 Lint Holders . . . . . each 3s. 0d.	0	6	
1650*a*	2 Blunt Hooks for extracting. . . . . „ 1s. 6d.	0	3	
1651	2 Sharp Hooks „ . . . . . „ 1s. 6d.	0	3	
1652	2 Lister-Killian's Hooks . . . . . „ 1s. 6d.	0	3	
1650*b*	Handle for Hooks	0	1	
1654*a*	Saliva Pump	0	9	
1654*b*	2 Tubes for same . . . . . each 1s. 0d.	0	2	
		£8	16	
1656	Electric Head Lamp (15 volt), with cable	2	7	
1657	Kasper-Killian's Electric Light (15 volt), with handle and cable	2	12	

Killian's Instruments for Œsophagoscopy, Bronchoscopy, and Tracheoscopy, *continued*,—

Complete List of Killian's Tracheoscopy, Broncho-scopy, and Œsophagoscopy Instruments.

No.		£	s.	d.
1639	Set of 6 Adult Tubes, 9 m/m diam. (for small adults), 14, 18, 25, 35, 45, 52 c/m long . . . . each 7*s.* 6*d.*	2	5	0
	Set of 5 Adult Tubes, 13 m/m diam. (full size adults), 19, 24, 32, 42, 52 c/m long . . . . each 7*s.* 6*d.*	1	17	6
1640	Kirstein's Tube for retro-laryngeal portion of Œsophagus .	0	9	0
1641	Set of 5 Tubes for children, 7 m/m diam., 13, 18, 23, 28, 35 c/m long . . . . . each 7*s.* 6*d.*	1	17	6
	N.B.—Length of Tubes used varies with the distance of part to be examined from the incisor teeth.			
1642	Handle for above Tubes	0	5	6
1643*a*	Set of 3 Bivalve Tubes for introducing the above, each 7*s.* 6*d.*	1	2	6
1643*b*	Œsophagus Bougies to use with above Tubes as pilots, say 3 at 3*s.*	0	9	0
1644	Mandril for Adult Tubes for Bronchoscopy	0	6	0
	Ditto for children, ditto	0	6	0
1645*a*	Forceps, serrated jaws, in 4 lengths, 23, 30, 40, 47 c/m long, each 10*s.* 6*d.*	2	2	0
1646	Forceps for extracting bones, etc., in 3 lengths, 23, 30, 40, c/m . . . . . each 10*s.* 0*d.*	1	10	0
1645*b*	Handle for forceps (Killian's)	0	17	0
1647*	Forceps for hollow foreign bodies, 32 and 52 c/m long, each 10*s.* 6*d.*	1	1	0
1648*	Handle for same (Moritz Schmidt's)	0	10	0
1649	4 Lint Holders, 25, 32, 45, 52 c/m . . each 3*s.* 0*d.*	0	12	0
1650*a*	3 Blunt Extracting Hooks, 23, 30, 45 c/m . . „ 1*s.* 6*d.*	0	4	6
1651	3 Sharp „ „ 23, 30, 45 c/m . „ 1*s.* 6*d.*	0	4	6
1652	3 Lister-Killian Extracting Hooks, 23, 30, 45 c/m „ 1*s.* 6*d.*	0	4	6
1653	3 Probes, 23, 30, 45 c/m . . . . each 1*s.* 0*d.*	0	3	0
1650*b*	Handle for hooks, etc.	0	1	6
1654*a*	1 Saliva Pump	0	9	0
1654*b*	3 Tubes for same . . . . . each 1*s.* 0*d.*	0	3	0
1655*	Galvano-Cautery Tube	0	5	0
	Kirstein's Spatula for direct laryngoscopy (*see pages* 294 & 303).			
1656	Electric Head Lamp (15 volt Lamp) with Cable . . .	2	7	6
1657	Kaspar-Killian's Electric Light with Handle (15 volt Lamp) and Cable	2	12	6

* The items marked thus * are not illustrated.

No.

Killian's Instruments for Œsophagoscopy, Bronchoscopy, and Tracheoscopy, *continued*,—

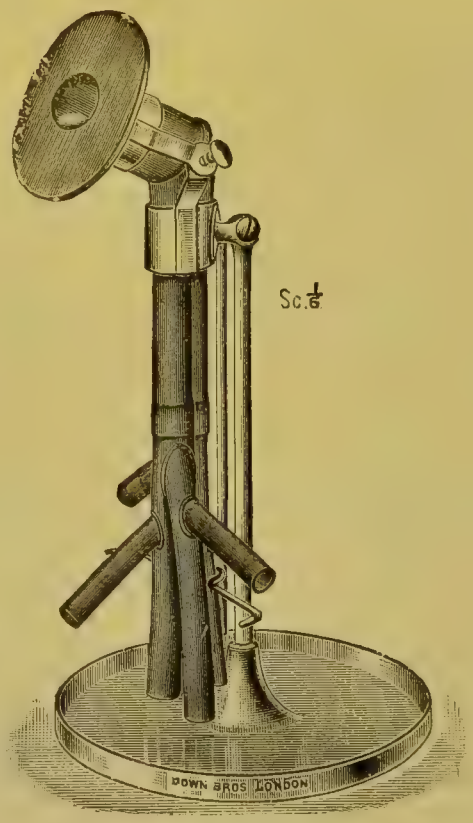

1658.

		£	s.	d
1658	Killian's Model for practising Bronchoscopy and Œsophagoscopy	4	4	0

No.

Mickulitz's Œsophagoscopy Instruments.

AFTER THE LATE PROFESSOR MICKULITZ, OF BRESLAU.

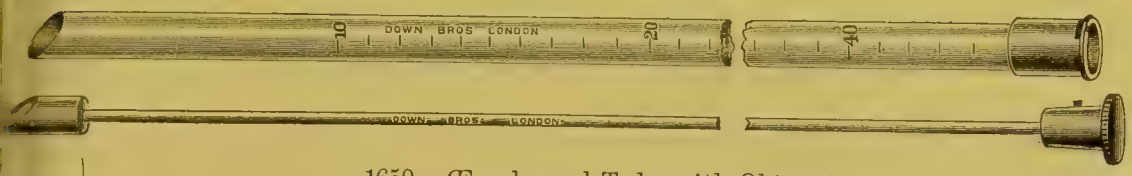

1659. Œsophageal Tube with Obturator.



1660. Kaspar's Electric Light, showing attachment to Tube and Hood.



1661 A and B. Gottstein's Forceps with Handle.

No.

Mickulitz's Œsophagoscopy Instruments, *continued*,—

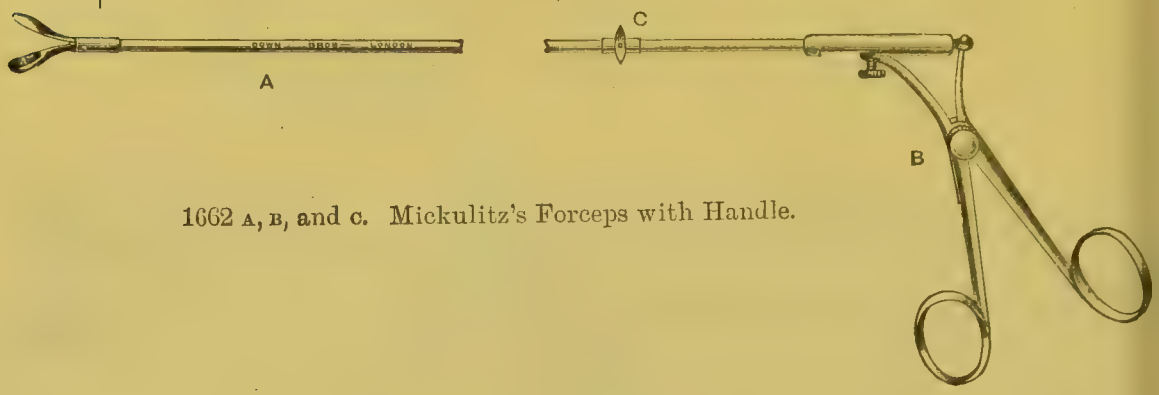

1662 A, B, and C. Mickulitz's Forceps with Handle.

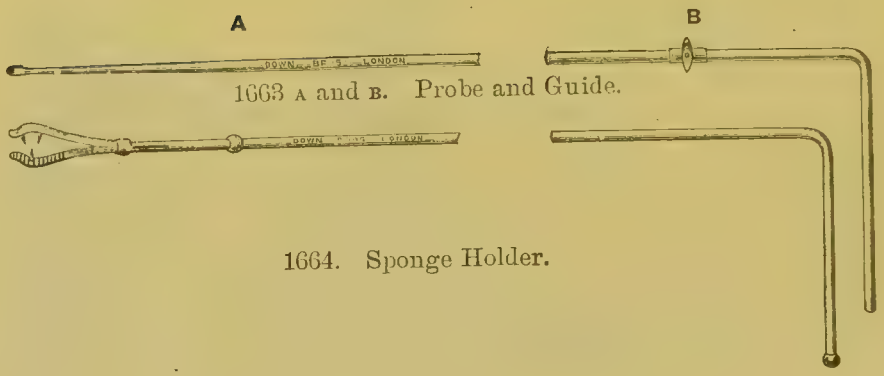

1663 A and B. Probe and Guide.

1664. Sponge Holder.



1665. Sharp Spoon.



1666. Henle's Stomach Dilator.

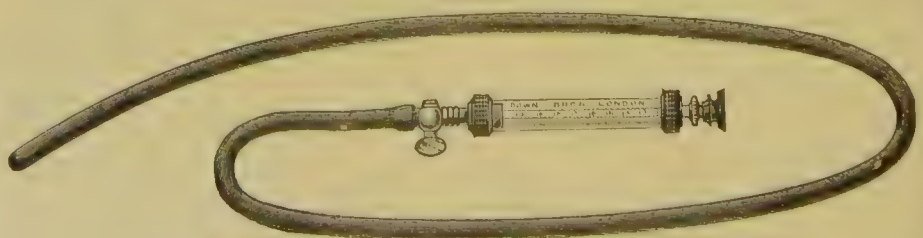

1667. Cocaine Tube with Syringe.

No.	Mickulitz's Œsophagoscopy Instruments, *continued*,—	£	s.	d.
	The Set of Mickulitz's Œsophagoscopy Instruments,—			
1659	3 Adult Tubes, 14 m/m diam.; lengths, 26, 36 and 46 c/m, with metal Obturators . . . . each, 12*s.* 6*d.*	1	17	6
1657	Kaspar's Electric Light (15 volt), with handle, fitted with Cable	2	12	6
	Spare Lamps, each, 4*s.* 6*d.*			
1660*a*	Hood, for connecting between Tube and Electric Light	0	15	0
1661*a*	3 Gottstein's Forceps, for removal of foreign bodies; lengths, 40, 50 and 60 c/m (without handles) each, 16*s.* 6*d.*	2	9	6
1661*b*	Handle for use with same	0	10	6
1662*a*	1 Mickulitz's Scoop Jaw Forceps (without handle) . . .	1	1	0
1662*b*	Handle for use with same	0	10	6
1662*c*	Guide to fix on Forceps to run Probe along	0	1	6
1663*a*	3 Probes, lengths, 40, 60 and 70 c/m . . . each, 2*s.*	0	6	0
1663*b*	Guide to fix on Probe to run other Instruments along . .	0	1	6
1664	3 Mickulitz's Sponge Holders, 59, 62 and 70 c/m each, 5*s.* 6*d.*	0	16	6
1665	1 Sharp Spoon, 58 c/m	0	7	6
1666	1 Henle's Stomach Dilator	0	9	6
1667	Cocaine Tube, with Stopcock and Syringe	0	6	6

No.

Ear Instruments.

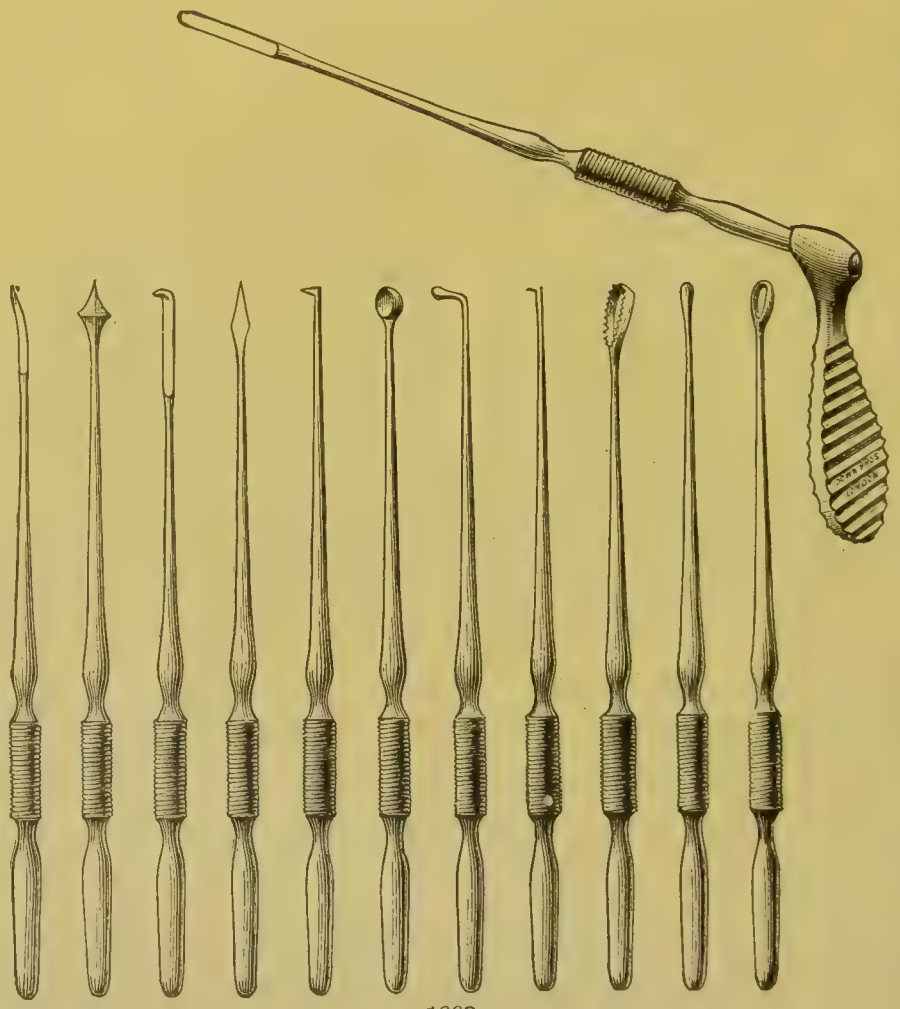

1668.

£ s. d

Sets of Ear Instruments, nickel plated,—

1668 Burkhardt-Merian's Set, in metal case . . . . . 2 11 (

The set in leather case, £2 3s.

No.

Ear Instruments, *continued*,—

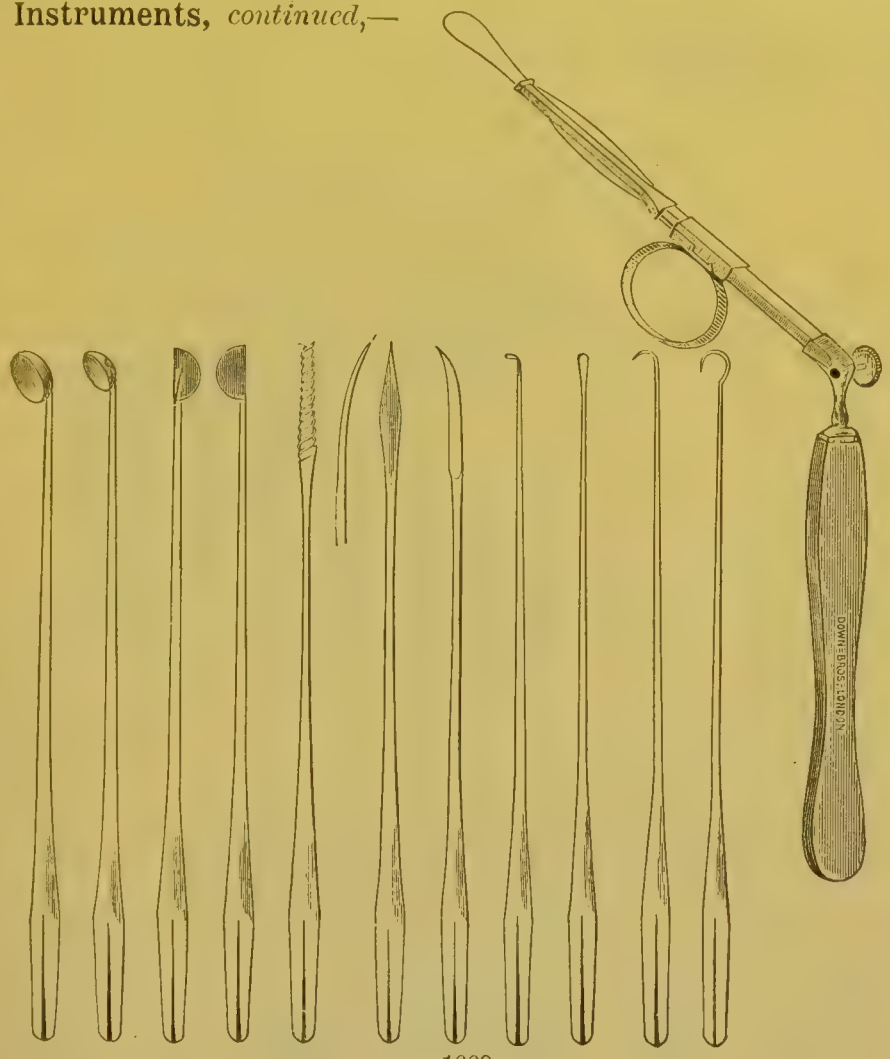

1669.

1669 **Sets of Ear Instruments, nickel plated,** *continued*,— £ *s.* *d.*

Gruber's Set of 12 Instruments, including Snare, in metal case 2 17 6

The set in leather case, £2 10*s.* 6*d.*

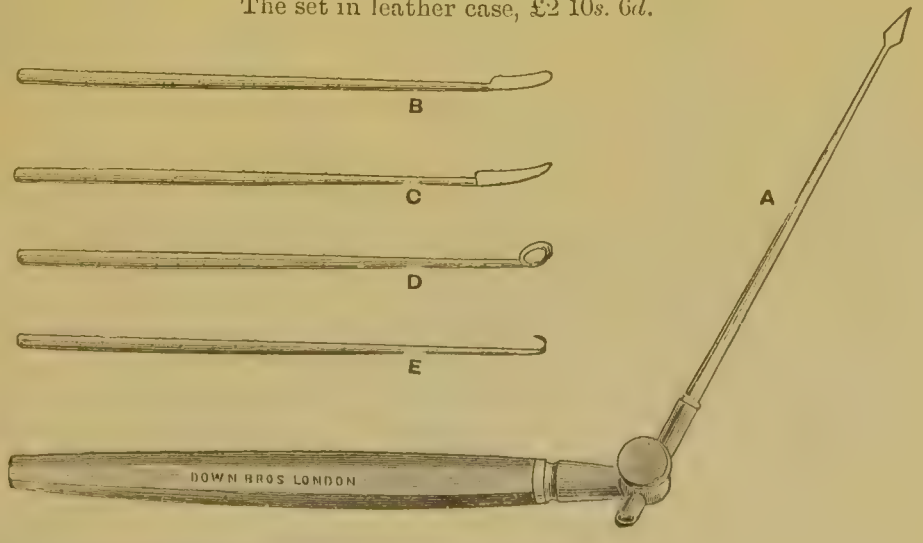

1670.

No.

Ear Instruments, *continued*,—

Sets of Ear Instruments, nickel plated, *continued*,— £ s. d.

1670 Hartmann's, consisting of Curette, Hook, Sharp and Blunt Curved Knives, and Myringotome, fitting one handle, in metal case 1 8 6

The set in leather case, £1 3*s*.



1671.

1671 Hartmann's Complete Set, in metal case 2 15 0

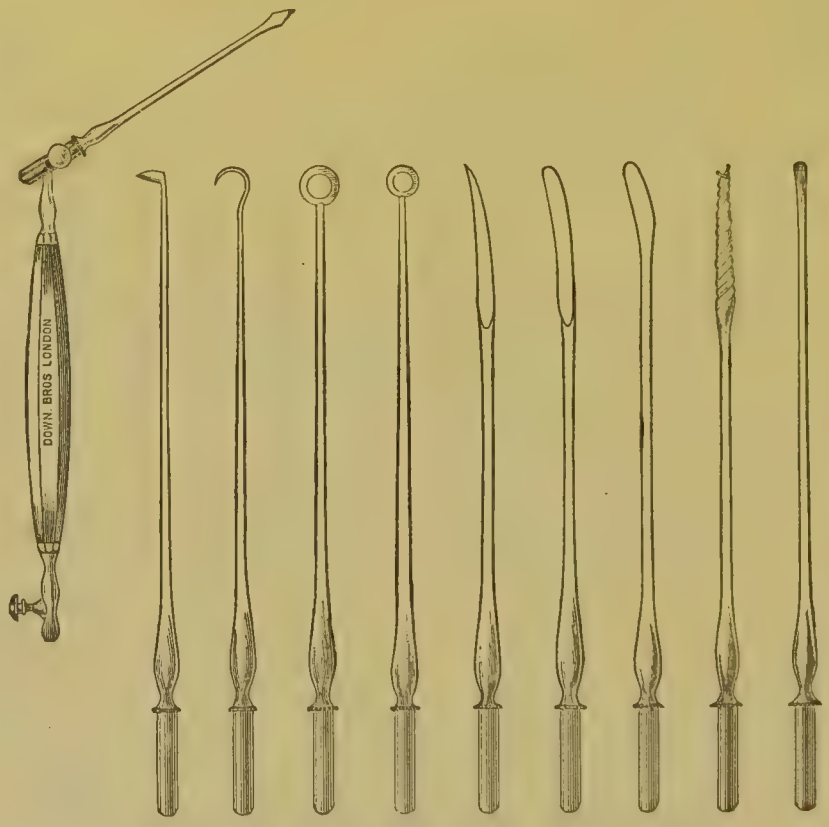

1672.

1672 Politzer's Set of 10 Instruments, in metal case . . . 2 5 6

The set in leather case, £2.

No. **Ear Instruments,** *continued,*—

£ s. d.

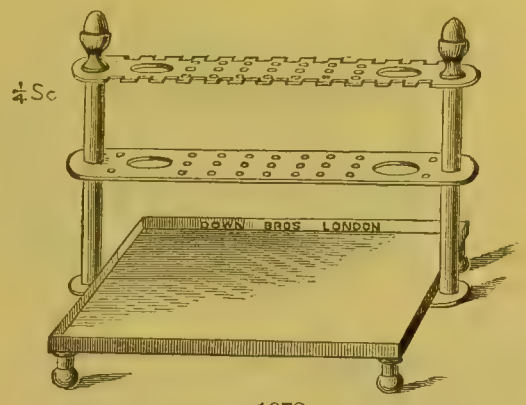

1673.

1673 **Instrument Stands,** nickel plated . . . . . each 0 15 0

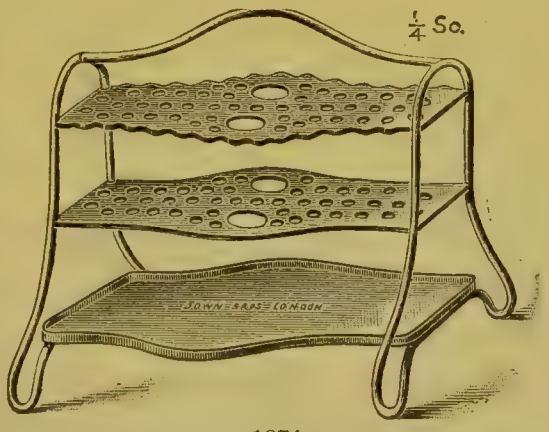

1674.

1674 Down Bros.' New Design . . . . . each 1 1 0

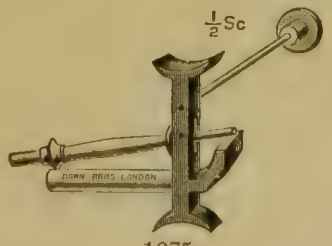

1675.

1675 Acumeter, Politzer's . . . . . each 0 11 6

No. **Ear Instruments,** *continued,*— £ s. d



1676.

1676 **Audiometer,** St. George Reid's, complete with stop-watch . 2 5
If without watch, 18*s.* less.

Extract from "Lancet," Sept. 10, 1904.

AN AUDIOMETER FOR NOTING THE AUDITORY APPRECIATION IN CASES OF DEAFNESS AND OTHER DISEASES OF THE EAR.

The accompanying illustration represents an instrument which I have designed as an aid in the investigation and diagnosis of cases of deafness. The working parts are contained in a box provided with two ear-pieces attached to it by flexible tubes. The contents of the box include one or more tuning forks, shown by the dotted lines, and as the force which sets the fork in action is always the same, and as the sound is heard by the operator and the patient under the same conditions and at the same time, an exact record of the time of appreciation can be kept, which is a valuable reference in the future treatment of the case, or for noting the effect produced on audition by particular treatment, such as inflation or paracentesis. The C fork is the ordinary test. The terminals are of glass and can be removed after use for cleansing. The apparatus is made by Messrs. DOWN BROS.

ST. GEO CAULFEILD REID, M.R.C.S. Eng.

Thornton Heath, Surrey.



1677.

1677 **Brass Ear Syringes,** with Finger Rings, fitted with Abernethy's, Allen's, or Toynbee's Pipes, each, 1-oz., 6*s.* 6*d.*; 2-oz., 7*s.* 6*d.*; 3-oz., 8*s.* 6*d.*; 4-oz. 0 9

1678 **Brass Ear Syringes,** with one Ring only, fitted with one Pipe as above, 1-oz., 5*s.* 6*d.*; 2-oz., 6*s.* 6*d.*; 3-oz., 7*s.* 6*d.*; 4-oz. 0 8

Any of the above can be supplied nickel plated, 1*s.* each extra.

Cases for ditto, each extra, 1-oz., 3*s.* 6*d.*; 2-oz., 4*s.*; 3-oz., 4*s.*; 4-oz. 0 4

Spare Pipes with screw for Brass Ear Syringes,—

Abernethy's, ivory . . . . . each 0 1

Abernethy's, Allen's, and Toynbee's, metal . . „ 0 1

1679* **Pewter Ear Syringes** . . . . . each 0 1

* The items marked thus * are not illustrated.

No.

Ear Instruments, *continued*,—



1680.

		£	s.	d.
1680	**Brass Ear Syringes**, with bayonet catch, fitted with Toynbee's bulbous (A) or Abernethy's conical metal (B) pipe,—			
	Each, 1-oz., 8*s.* 6*d.*; 2-oz., 9*s.* 6*d.*; 3-oz., 10*s.* 6*d.*; 4-oz. . .	0	11	6
	Spare pipes, with bayonet joint (A and B) . . . each	0	2	6



1681.

1681	**All Metal Ear Syringes, with metal pistons, nickel plated,**—			
	Fitted with Toynbee's pipe (or any other pattern selected), each, 1-oz., 12*s.* 6*d.*; 2-oz., 13*s.* 6*d.*; 3 oz., 15*s.*; 4 oz. . . .	0	17	0
	Spare pipes . . . . . each	0	1	6



1682.

1682	Down Bros.' new model, with end to screw off, fitted with Conical (A), Toynbee's (B), or Cylindrical pipe (C), each, 1-oz. 13*s.* 6*d.*; 2-oz., 15*s.* 6*d.*; 3-oz., 17*s.* 6*d.*; 4-oz. . .	0	19	6
	Spare pipes . . . . . each	0	1	6

These Syringes being of metal throughout can be sterilized by boiling; the metal piston, which is practically everlasting, is accurately ground to fit the barrel, and merely requires lubricating with vaseline or lysol.



1683.



1684.

1683	**India-rubber Pipes for Metal Ear Syringes**,—			
	Soft conical india-rubber, to fit over Conical Pipes, for use with children, etc.	0	1	3
1684	Ditto, Lane's, fine, with holes at side and end for Middle Ear . . . . . each	0	1	6

For Glass Syringes for use with these rubber pipes, *see page* 1328.

No. **Ear Instruments,** *continued,*— £ s. d.

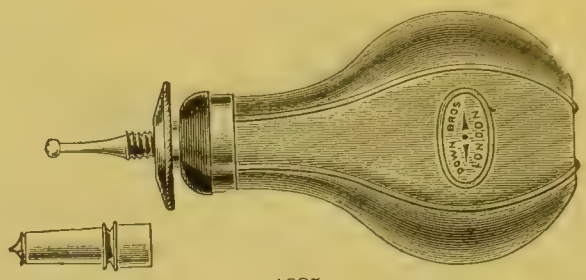

1685.

1685 **Ear Syringes,** india-rubber, with bone Pipes, per doz., 1-oz., 17*s.* 6*d.*; 2-oz. 1 1 0



1686.



1687.

Glass Ear Syringes, for patient's use,—

1686 Straight . . . . . per doz. 0 4

1687 Curved . . . . . ,, 0 4

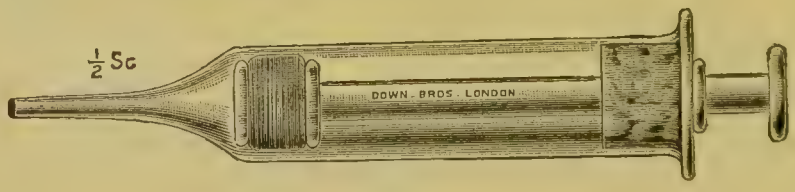

1688.

1688 Barr's, suggested by Dr. Thomas Barr, of Glasgow . per doz. 0 7

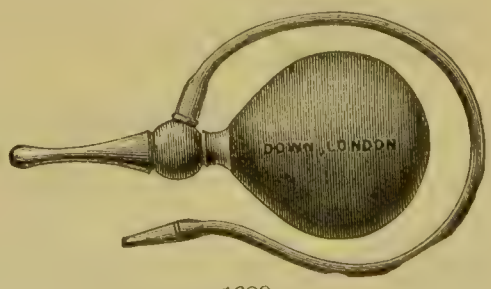

1689.

Douches and Syringes,—

Douches,—

1689 Siphon, for self use . . . . . in case 0 5

No.

Ear Instruments, *continued,*—

£ s. d.



1690.

Douches and Syringes, *continued,*—

Douches, *continued,*—

1690 Siphon, for self use, with glass Chamber and Waste-pipe, in case 0 11 6



1691.

1691 Wyatt Wingrave's, for self use, in box . . . . each 0 4 9

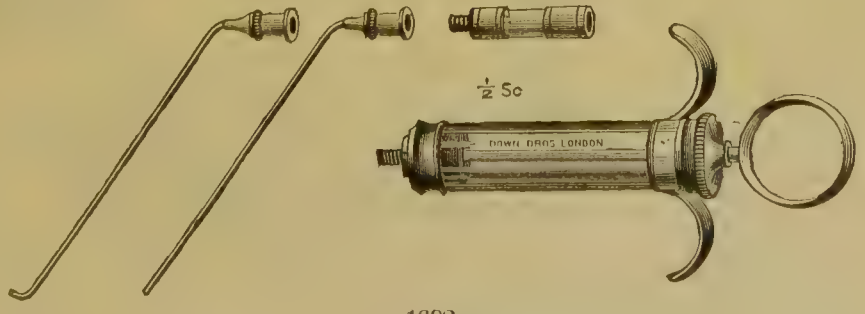

1692.

Syringes for the Tympanic Cavity,—

1692 Blake's, with two Pipes 0 12 6

Leather case for above, 3*s.* 6*d.*

No. **Ear Instruments,** *continued*,—

£ s. d.



1693.

Syringes for the Tympanic Cavity, *continued*,—

1693 Hartmann's Tubes, to attach to Ear Syringe, for removal of deposits in posterior, superior part of Tympanic Cavity and Mastoid process . each, vulcanite, 2*s.* 6*d* ; silver 0 5 6

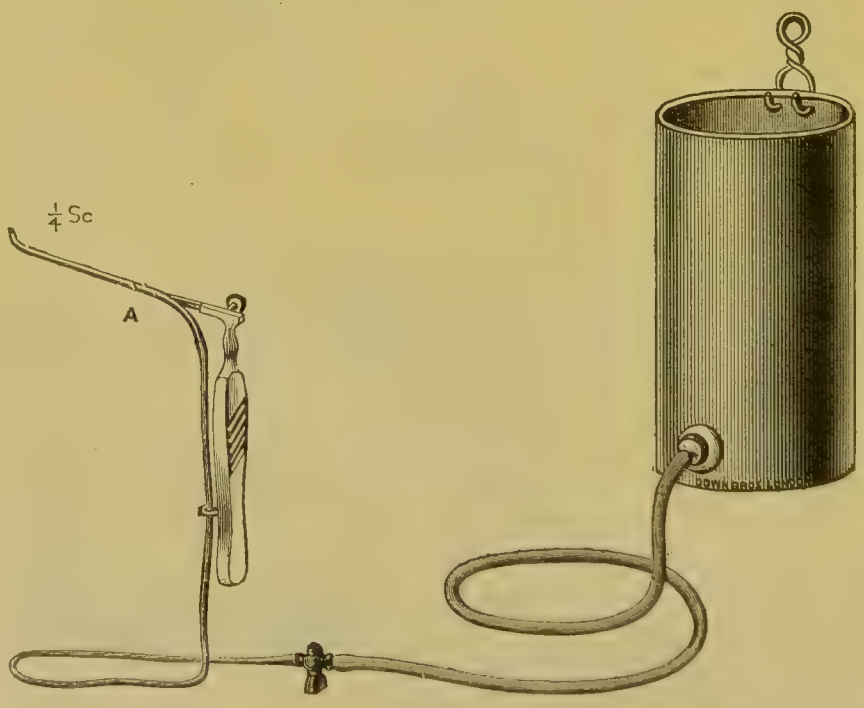

1694.

1694 Milligan's Intra-Tympanic Douche, with silver Pipe, india-rubber Tubing, Stopcock, and glass Reservoir complete . 0 15 6

The silver Tube only, with handle (A) . . . each 0 9 6

No.

Ear Instruments, *continued*,—

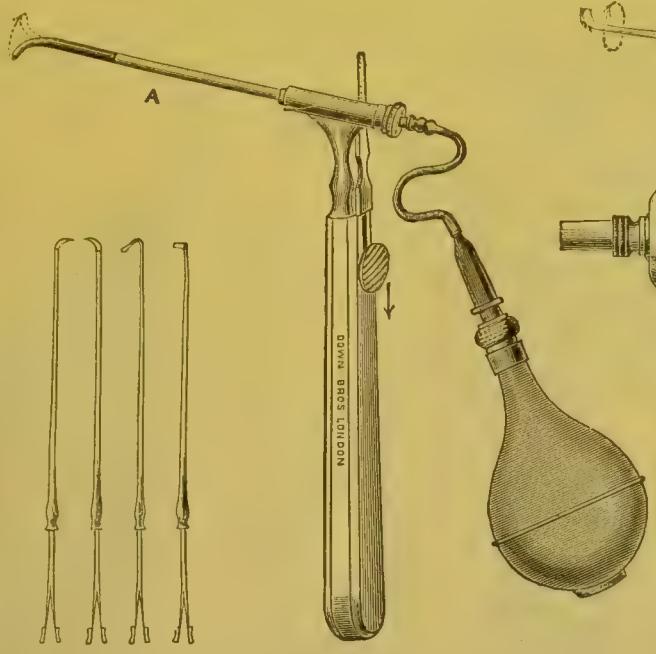

1695.

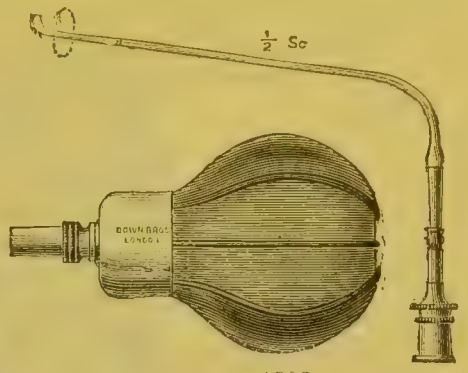

1696.

		£	s.	d.
	Syringes for the Tympanic Cavity, *continued*,—			
1695	Politzer's Revolving Douche, fitted with Weber Liel's Right and Left Tenotomes, Synechotome, and Probe . . .	2	7	6
	Leather case for above, 4*s.* 6*d.*			
1696	The Revolving Douche only (A) with handle and bulb each	1	1	0
	Robertson's . . . . each, 10*s.* 6*d.*; in leather case	0	14	6

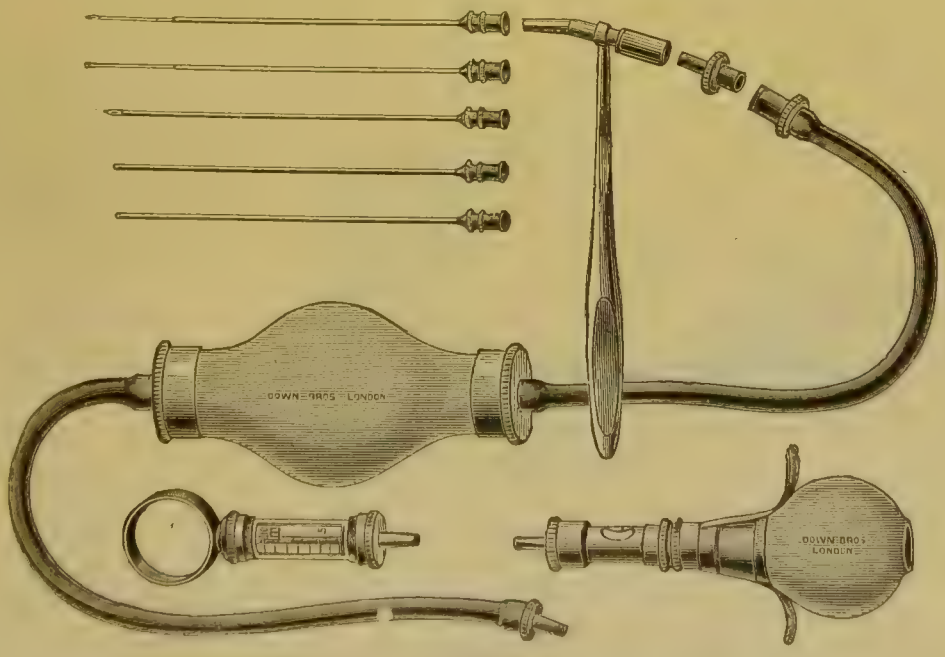

1697.

| | | |

No. **Ear Instruments,** *continued,*— £ s. d.



1698.

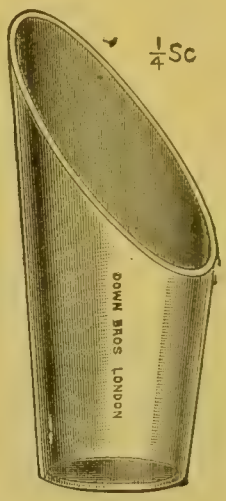

1699.

Channels, etc.,—

1698	Gardiner Brown's glass Ear Trough	each	0	4 6
	Ditto, with mahogany stand	"	0	9 6
1699	Glass Ear Trough, with flat bottom	"	0	2 6



1700.

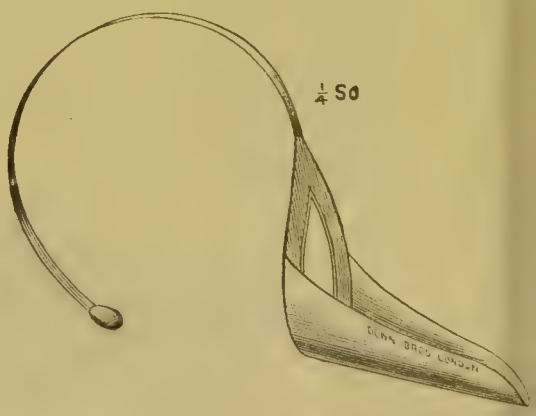

1701.

1700	Channel, with elastic	each	0	1
	Ditto, with spring	"	0	2
1701	Ditto, ditto, superior, nickel plated	"	0	4

No.

Ear Instruments, *continued*,—

£ *s.* *d.*

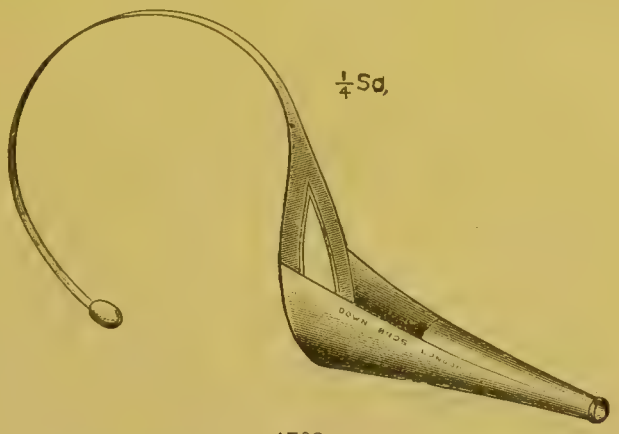

1702.

Channels, etc., *continued*,—

.702 Channel, with spring and spout . . . . . each 0 3 6
Ditto, ditto, superior, nickel plated . . . . . „ 0 5 6



1703.

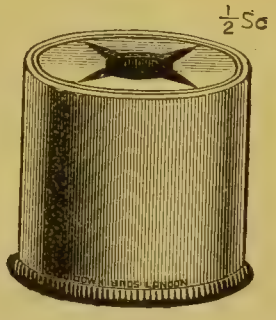

1704.

.703 **Cotton Wool Caskets,** nickel plated . . . . each 0 3 6
.704 Ditto, for waste wool, ditto . . . . . „ 0 3 6

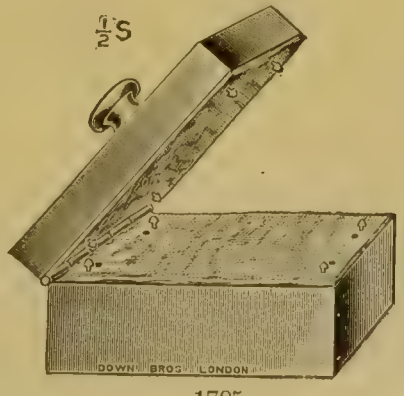

1705.

.705 **Cotton Wool Detacher,**—
Lacy Firth's, of gun-metal, nickel plated, for aural, nasal, throat and urethral instruments, etc. . . . . each 0 15 0

The Wool-detacher made for me by Messrs. Down Bros., though primarily intended for use with wool-carrying aural

No.

Ear Instruments, *continued*,—

Cotton Wool Detacher, *continued*,—

forceps or probes, can be equally well used with similar nasal, laryngeal or urethral instruments, the latter in urethroscopy. When used for removing mops from forceps or probes, neither the mops nor the wool-carrying instruments come into direct contact with the detacher, for the latter is protected with a covering of sterilized or antiseptic (e.g. boracic) lint. Thus the detacher remains clean and only the covering lint becomes soiled, and by simply changing the lint all risk of transferring infective matter from the detacher to patients is abolished. To fix lint in the detacher, two pieces of that material of suitable size are placed between its upper and lower plates. Then the detacher is forcibly closed so that the spikes of the upper and lower plates penetrate respectively the upper and lower pieces of lint. When the detacher is opened again the upper piece of lint will be found fixed to the upper plate and the lower piece to the lower plate if the selected lint has been of proper thickness, and if adequate pressure has been used in closing the instrument. The pieces of lint can be easily and quickly renewed for each patient, an important matter when a number of patients have to be examined in rapid succession. The detacher can be used either open or closed, but if the mops are firmly fixed upon their holders, it should be used closed and pressure applied on the top. I find that the most expeditious and cleanly way of mopping out the ear, urethra or other cavity is to use the detacher and suitable forceps in conjunction with Hammerschlag's Tampon Holder (Fig. 1891, p. 433), charged with cotton-wool mops ready for use. The mops are sterilized beforehand in the holder, eighty at a time, and need not be subsequently fingered.

J. LACY FIRTH, M.D., M.S., F.R.C.S.



1706.



1707.

		£	s.
	Curettes, etc., nickel plated,—		
1706	Barker's, in metal handle . . . . . each	0	3
1707	Ditto, more curved, ditto . . . . . ,,	0	3

No. **Ear Instruments,** *continued*,—

£ *s.* *d.*

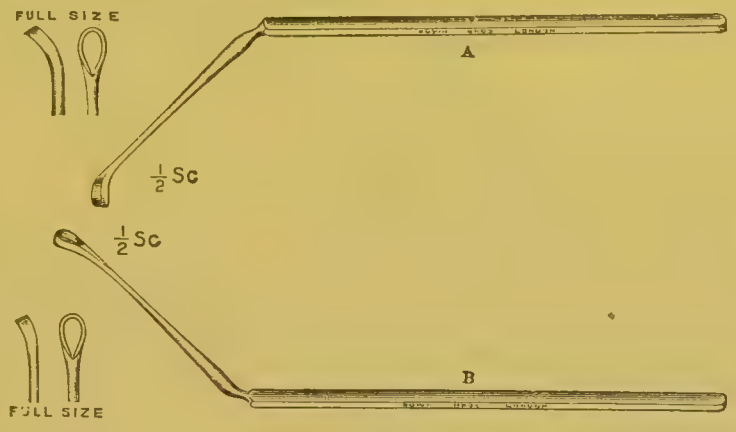

1708

Curettes, etc., nickel plated, *continued*,—

1708 and B Burt's, to cut downwards, curved (A) . . . . each 0 3 9
Ditto, to cut upwards, slightly curved (B). . . „ 0 3 9



1709.

1709 Ballance's Cutting edge on convex side . . . . each 0 5 6

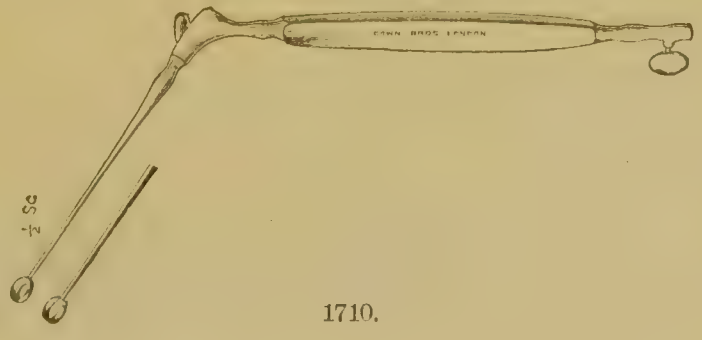

1710.

1710 Politzer's Set of 2 Curettes in handle . . , . each 0 10 6

No. **Ear Instruments,** *continued*,— £ s. d.

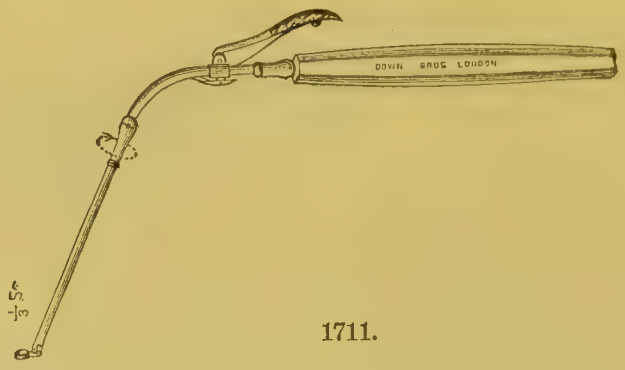

1711.

Curettes, etc., nickel plated, *continued*,—

1711 Revolving, for use in any direction . . . . . each 0 13 6

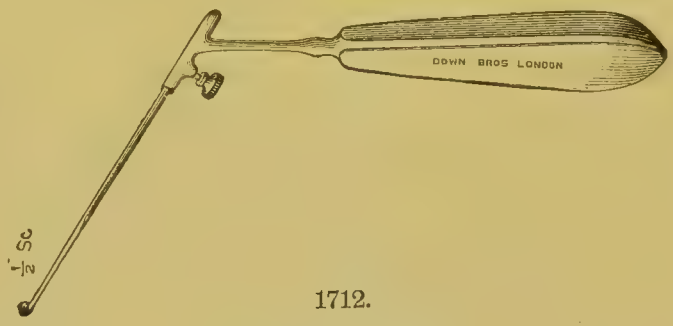

1712.

1712 Wolf's Angular, with screw handle . . . . . each 0 5 6

Ear Protectors, for shutting out draught (*see page* 442).



1713.

Eustachian Catheters,—

1713 Baber's, for use through the mouth, each, plated, 4*s.*; silver 0 5 (



1714.

1714 Bronner's, silver . . . . . each 0 4

No.	**Ear Instruments,** *continued*,— **Eustachian Catheters,** *continued*,—	£	*s.*	*d.*
1715*	Bronner's, with 15-minim Bulb and Stopcock, each, plated, 13*s.* 6*d.*; silver	0	19	6
1716*	Ditto, with 20-minim divided Bulb and Stopcock, each, plated, £1 1*s.*; silver	1	7	6
1717*	Bronner's complete set of instruments for passing medicated vapour, etc., through the Eustachian Catheter, in case complete, plated, £3 10*s.*; silver	4	4	0



1718.

1718	Hovell's, 3 sizes . . . each, plated, 2*s.* 6*d.*; silver	0	4	0

N.B.—The 3 sizes of Hovell's Eustachian Catheters are: No. 7, Fr. Gauge, 14 m/m curve; No. 7, 16 m/m curve; No. 9, 18 m/m curve. The curve means the distance of the point of catheter from a straight line drawn from back of catheter.



1719.



1720.

1719	Kramer's, 5 sizes . . . . plated, 2*s.* 6*d.*; silver	0	4	0
1720	Ditto, vulcanite, 5 sizes . . . . . each	0	1	6



1721.

1721	Noyes', curved to right and left, plated . . . . each	0	4	0



1722.

1722	Pilcher's, 5 sizes, each, vulcanite, 1*s.* 6*d.*; plated, 2*s.* 6*d.*; silver	0	4	0



1723.



1724.

1723	Purves', 5 sizes, each, vulcanite, 1*s.* 6*d.*; plated, 2*s.* 6*d.*; silver	0	4	0
1724	Weber Liel's Elastic Gum, for passing through metal or vulcanite Catheters . . . . . each	0	1	9

* The items marked thus * are not illustrated.

No.

Ear Instruments, *continued,*—



1725.

Eustachian Catheters, with Stilettes,— £ s. d.

1725 Silver (Woakes' pattern), 5 sizes . . . . . each 0 5 6
Ditto, without stilettes . . . . . „ 0 4 0



1726.

Eustachian Insufflators,—

1726 Glass Cylinders, for use in Menthol Insufflation . . each 0 2 6



1727.

Eustachian Sounds,—

1727 Celluloid, for passing through Eustachian Catheters, per set of 6, in case 0 6 0
Ditto, extra large sizes, per set of 6, in case . . . 0 6 6
Ditto, separately . . . . . each 0 1 0

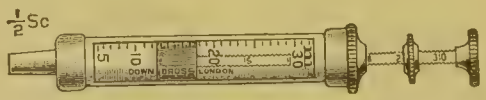

1728.

Eustachian Syringes,—

1728 Bronner's (30-minim), with asbestos Plunger, for injecting oily fluids through Eustachian Catheters . . . . each 0 7 6

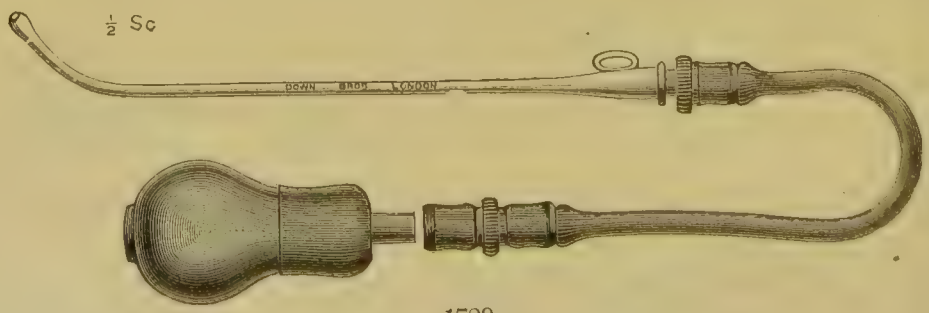

1729.

1729 Macnaughton Jones', with tube and mounts, for attaching to Eustachian Catheters (exclusive of catheter) . each 0 3 0

No.

Ear Instruments, *continued*,—

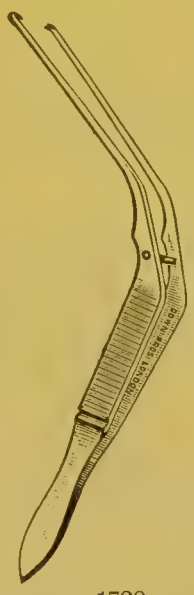

1730.



1731.

£ s. d.

Forceps, nickel plated,—

1730 Abbott's . . . . . each 0 6 6

1731 Avery's Canula, for Polypi . . . . . „ 1 0 0

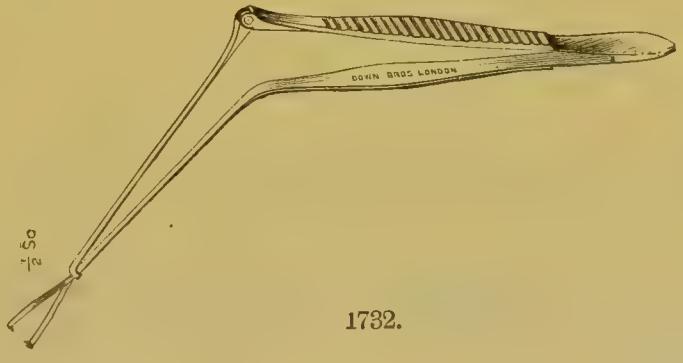

1732.

1732 Bumstead's . . . . . each 0 9 6

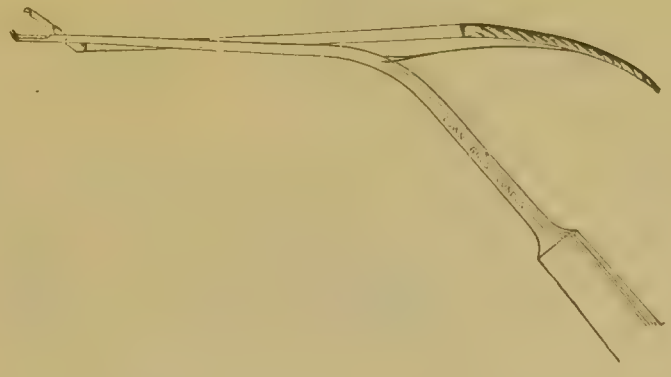

1733.

1733 Duplay's . . . . . each 0 15 0

No. **Ear Instruments,** *continued,*—

£ s. d.

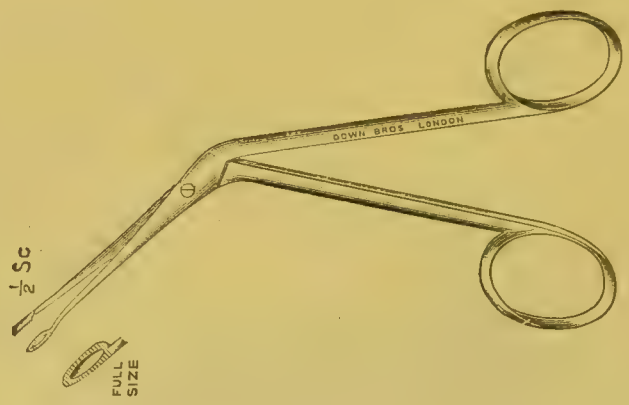

1734.

Forceps, nickel plated, *continued,*—

1734 Hartmann's, for Polypus and dressing . . . each 0 8 6

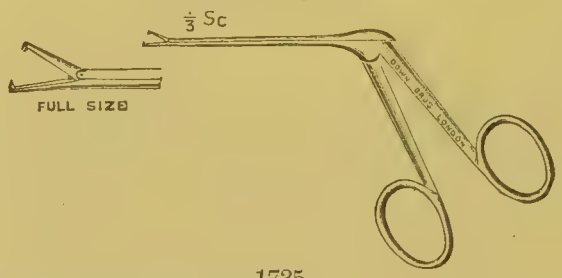

1735.

1735 Hartmann's, with tenaculum points . . . each 0 16 6

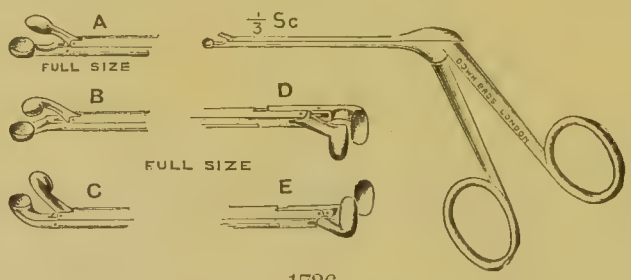

1736.

1736 Hartmann's, with scoop jaws, 5 patterns—(A) straight, (B) curved to left, (C) curved to right, (D) curved downwards, (E) curved upwards . . . . . each 0 16 6

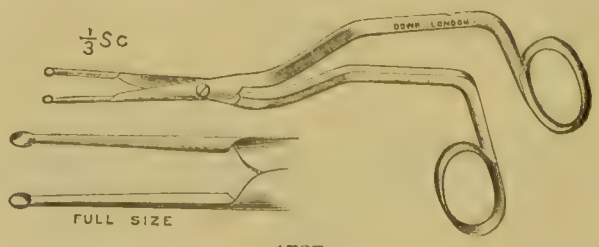

1737.

1737 Lange's, with bent shanks to remove the hand from the line of sight . . . . . each 0 12 6

No. **Ear Instruments,** *continued*,—

£ s. d.



1738.

Forceps, nickel plated, *continued*,—

1738 Lucae's, for Tampons . . . . . each 0 4 6



1739.

1739 Mathieu's, with Slide . . . . . each 0 10 6

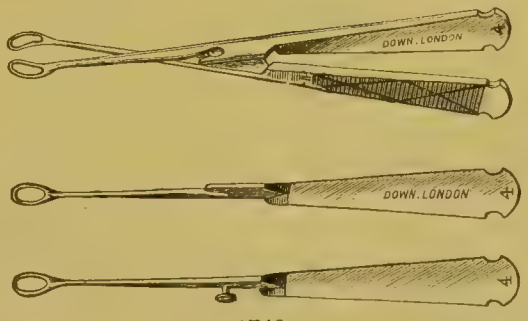

1740.

1740 Morse's, with separable Blades, for extracting foreign bodies, each 0 8 6



1741.

1741 Politzer's . . . . . each 0 7 6



1742.

1742 Purves' Fine Vulsellum, for seizing Polypi . . each 0 7 6

No. **Ear Instruments,** *continued,*— £ s. d.

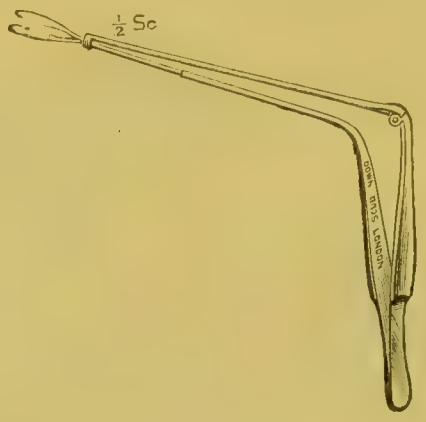

1743.

Forceps, nickel plated, *continued,*—

1743 Sexton's (the points revolve to grasp in any direction) . each 0 16 6

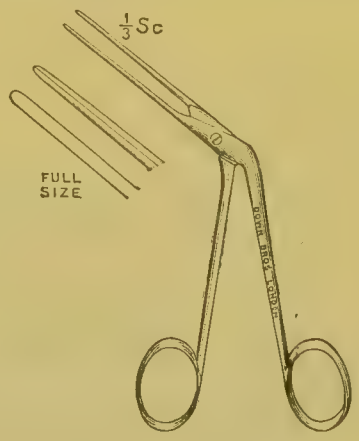

1744.

1744 Stanley Green's . . . . . each 0 8 6
1745* Ditto, with take-off joint . . . . . „ 0 10 0

Extract from the "Lancet," January 4, 1902.

NEW PATTERN OF NASAL AND AURAL WOOL-CARRYING FORCEPS.

Most of the wool-carrying forceps for nasal and aural work are made to open horizontally, require a certain amount of pressure to close, and have enlarged and serrated ends. All these disadvantages are absent in the pattern here shown, the blades of which are smooth and slightly tapering (these when closed can be used as a probe), open vertically, and require no pressure to hold the wool securely; when used the wool can be easily dropped off, there being no irregularities for the fibres to cling to. If the wool is twisted round the blades it can easily be pulled off by means of a dental wool casket. They are very convenient for packing cavities. These forceps are made either with or without a take-off joint. They were made for me by Messrs. Down Bros., St. Thomas's Street, London.

A. STANLEY GREEN, M.B., B.S., LOND.



1746.

1746 Toynbee's Canula, for Polypi, with metal handle . . each 1 12 0

* The items marked thus * are not illustrated.

No. **Ear Instruments,** *continued*,— £ s. d.



1747.

Forceps, nickel plated, *continued*,—

1747 Toynbee's Rectangular . . . . . each 0 5 6

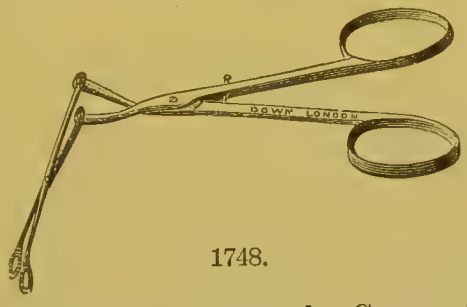

1748.

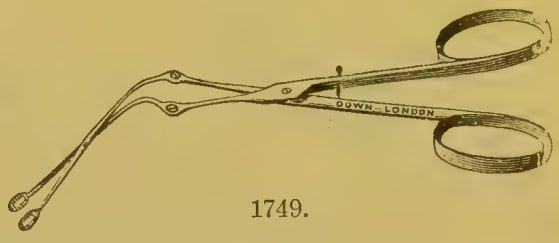

1749.

1748 Toynbee's Rectangular Cross-action, with extra joint . each 0 9 6
1749 Ditto, ditto, ditto, improved joint . . . . . „ 0 10 6

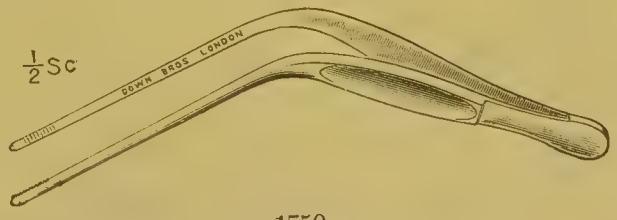

1750.

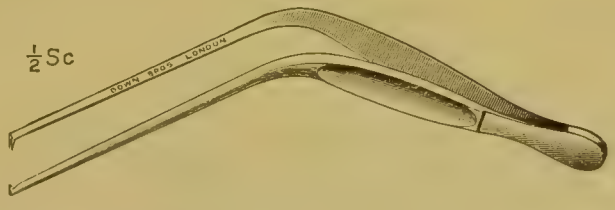

1751.

1750 Wilde's, with serrated points . . . . . each 0 4 6
1751 Ditto, with tenaculum points . . . . . „ 0 4 6

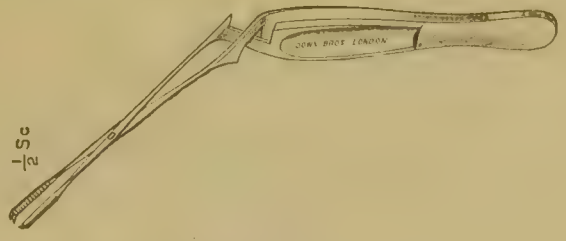

1752.

1752 Wilde's, cross action, with tenaculum points . . . each 0 10 6

No. **Ear Instruments,** *continued,*—

£ *s.* *d.*

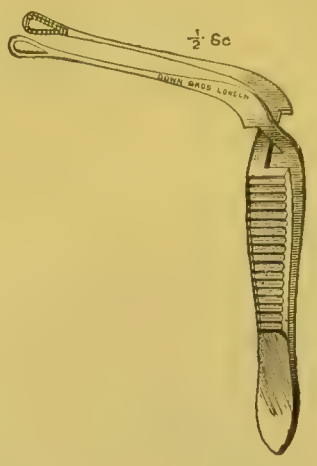

1753.

Forceps, nickel plated, *continued,*—

1753 Wyatt Wingrave's . . . . . each 0 10 6

SELF-RETAINING AURAL POLYPUS FORCEPS.

This instrument is simply the application of a strong cross-acting spring as a substitute for the inconvenient slide which is used for clamping the ordinary polypus forceps. Those who prefer the forceps to the snare will appreciate its stability and facility of manipulation. Messrs. DOWN BROS. are the makers.—WYATT WINGRAVE, Assistant Surgeon to the Central London Throat and Ear Hospital. Vide *Lancet*, Dec. 8, 1894.



1754.



1755.

1754 Yearsley's, for applying cotton wool . . . . . each 0 3 0
1755 Ditto, ditto, with Probe End. . . . . „ 0 3 6



1756.

1756 Yearsley's, for Aural Polypi, curved on flat . . . each 0 4 6

No. **Ear Instruments,** *continued*,— £ s. d.



1757.

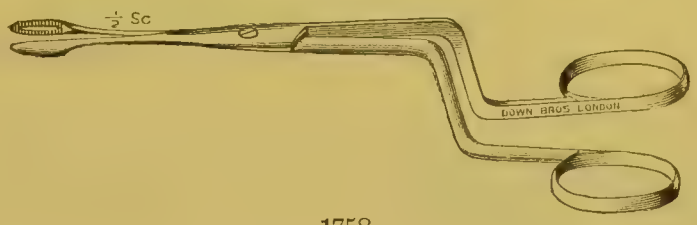

1758.

Forceps, nickel plated, *continued*,—

1757 Yearsley's, curved to side . . . . . each 0 4 6
1758 Ditto, cranked handles . . . . . „ 0 4 6



1759.



1760.

Hooks, with metal handles, nickel plated,—

1759 Sharp, straight . . . . . each 0 3 6
1760 Ditto, curved . . . . . „ 0 4 0



1761.

Instruments for removing Foreign Bodies, etc., nickel plated,—

1761 Baber's, fine silver Loop, for hard wax . . . . each 0 4 6

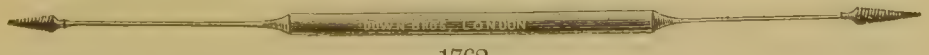

1762.

1762 Double Screw Probe, for hard wax, etc. . . . . each 0 5 6
Forceps (*see* Fig. 1740, *page* 403).



1763.

1763 Gardiner Brown's Hook combined with Imray's Scoop . each 0 4 6

No. **Ear Instruments,** *continued,*—

£ s. d.



1764.

Instruments for removing Foreign Bodies, etc., nickel plated, *continued,*—

1764 Gowan's Folding Loop . . . . . each 1 1 0



1765.

1765 Hovell's, fine silver Loop, for hard wax . . . . each 0 5 0



1766.



1767.



1768

1766 Imray's Ear Scoop . . . . . each 0 2 3

1767 Lister's Hook, for hard wax . . . . . „ 0 2 0

1768 Ditto, combined with Loop . . . . . „ 0 4 0



1769.

1769 Perks' Double Instrument, consisting of Hook and Corkscrew Hook . . . . . each 0 5 0

No. **Ear Instruments,** *continued*,— £ s. d.



1770.

Instruments for removing Foreign Bodies, etc., nickel plated, *continued*,—

1770 Quer's Aural Curette . . . . . each 0 5 6

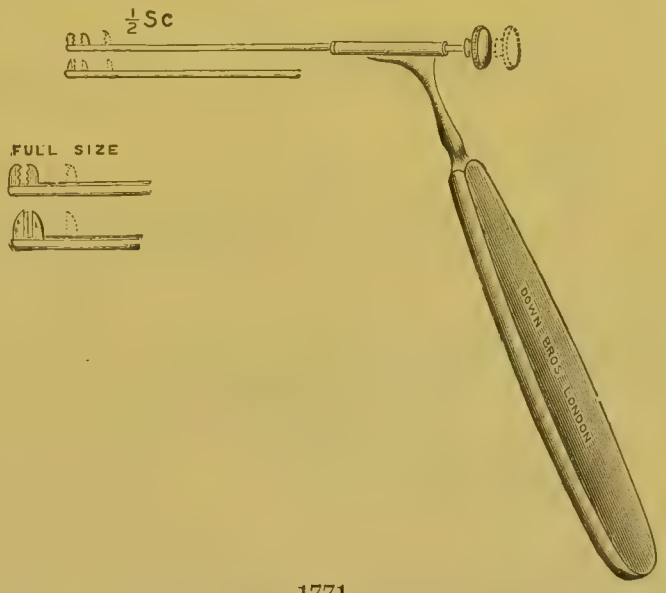

1771.

Instruments for the Malleus and Incus, nickel plated,—

1771 Jacobson's, for cutting through the neck of Anvil, and for removal of hammer, with 2 pairs of blades fitting one handle 1 2 6

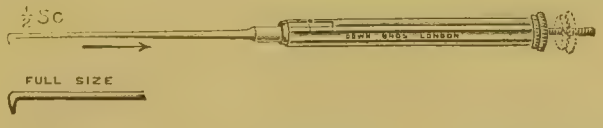

1772.

1772 Lucae's Spring Hook, with regulating screw for making the hammer movable . . . . . each 0 9 0



1773.

1773 Lucae's Slide Forceps, for removal of hammer . . each 0 9 6



1774.

1774 Ferrer's Incus Hooks, blunt, curved to the right (A) or left (B) each 0 3 6

No. **Ear Instruments,** *continued*,— £ s. d.

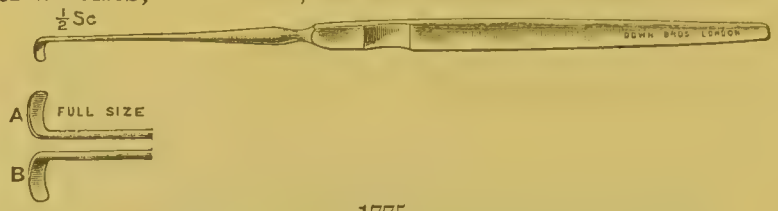

1775.

Instruments for the Malleus and Incus, nickel plated, *continued*,—

1775 Ludwig's Incus Hooks, sharp, curved to the right (A) or left (B), each 0 3 6

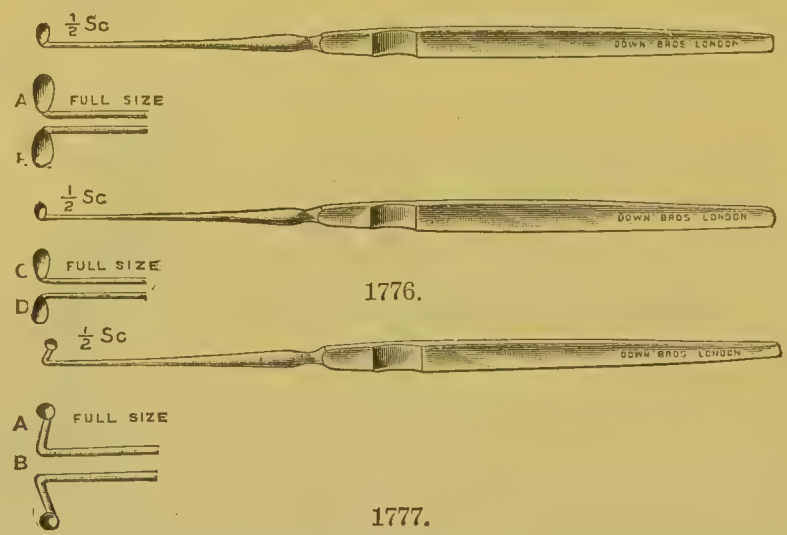

1776.

1777.

1776 Kretchmann's Spoons, for removal of Incus, curved to the right or left, 2 sizes—(A, B, C and D) . . . each 0 5 6

1777 Ditto, with elbowed curve, right (A) or left (B) . . „ 0 5 6

Insufflators for Powder (*see pages* 354–356).

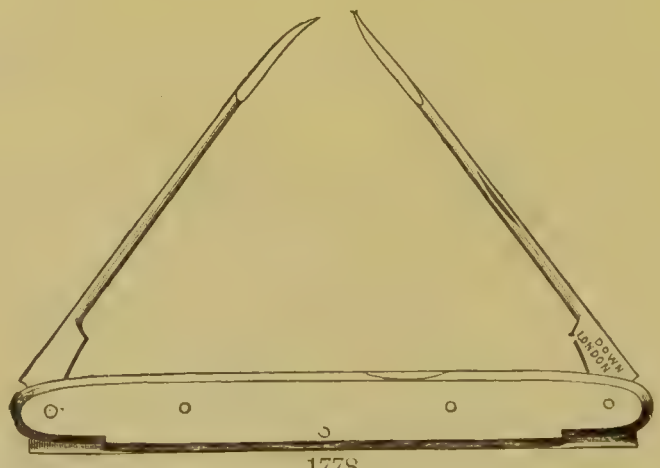

1778.

Knives and Tenotomes, nickel plated (except blades),—

1778 Gruber's, with 2 blades and metal handle . . . . each 0 10 0



1779.

1779 Hartmann's, Foruncle . . . . . each 0 5 6

No.	Ear Instruments, *continued*,—	£	s.	d.



1780.

Knives and Tenotomes, nickel plated (except blades), *continued*,—

1780	Jacobson's, for dividing the stirrup muscle and for separating adhesions of the tympanic membrane . . . . each	0	3	9



1781.

1781	Politzer's . . . . . each	0	5	6

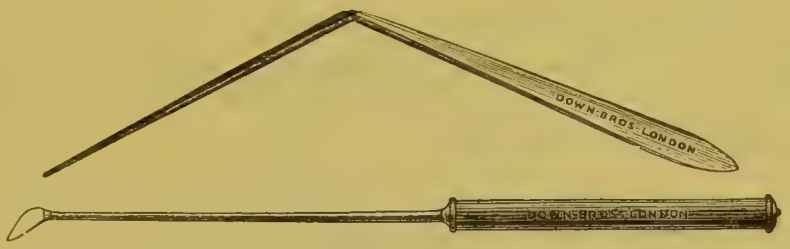

1782.

1782	Prout's Knife and Director, for detachment of adhesions . .	0	12	6

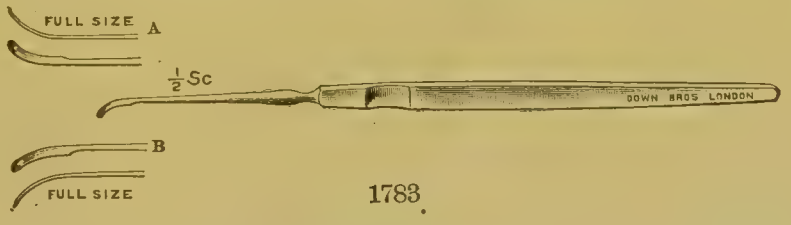

1783.

1783	Schwartz's Tenotomes, curved to the right (A) or left (B) each	0	5	0

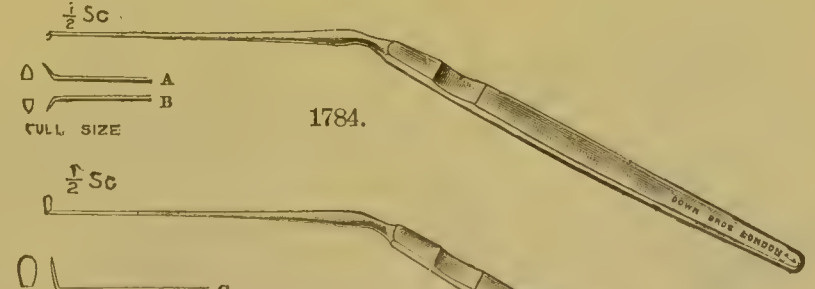

1784.

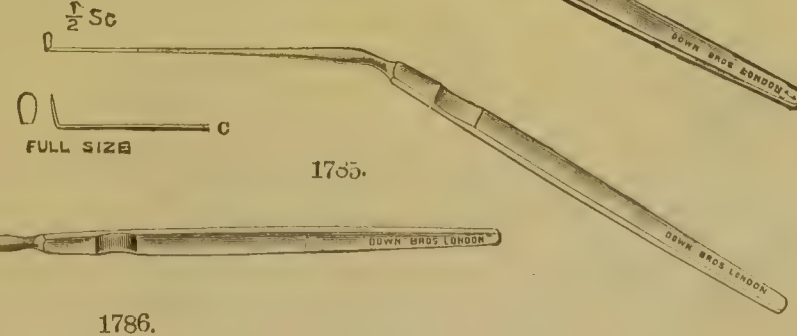

1785.

1786.

1784	Sexton's, curved to the right (A) or left (B) (for separating the Incus from the Stapes) . . . . . each	0	5	0
1785	Ditto, curved upwards (C) . . . . . „	0	5	0
1786	Ditto, straight (for excising membrane), 2 sizes (D, E) „	0	5	0

No.	Ear Instruments, *continued.*—	£	s.	d.



1787.

Knives and Tenotomes, nickel plated (except blades), *continued,*—

1787	Troeltsch's, combined with curette . . . . . each	0	8	6

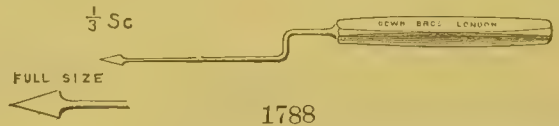

1788

Myringotomes, with metal handles, nickel plated,—

1788	Fagge's . . . . . each	0	4	6
1789*	Hartmann's, in metal handle, nickel plated . . . „	0	9	0



1790.

1790	Hinton's, nickel plated . . . . . each	0	2	6



1791.

1791	Hopwood's, solid forged, nickel plated, for use with Auriscope, each	0	4	6

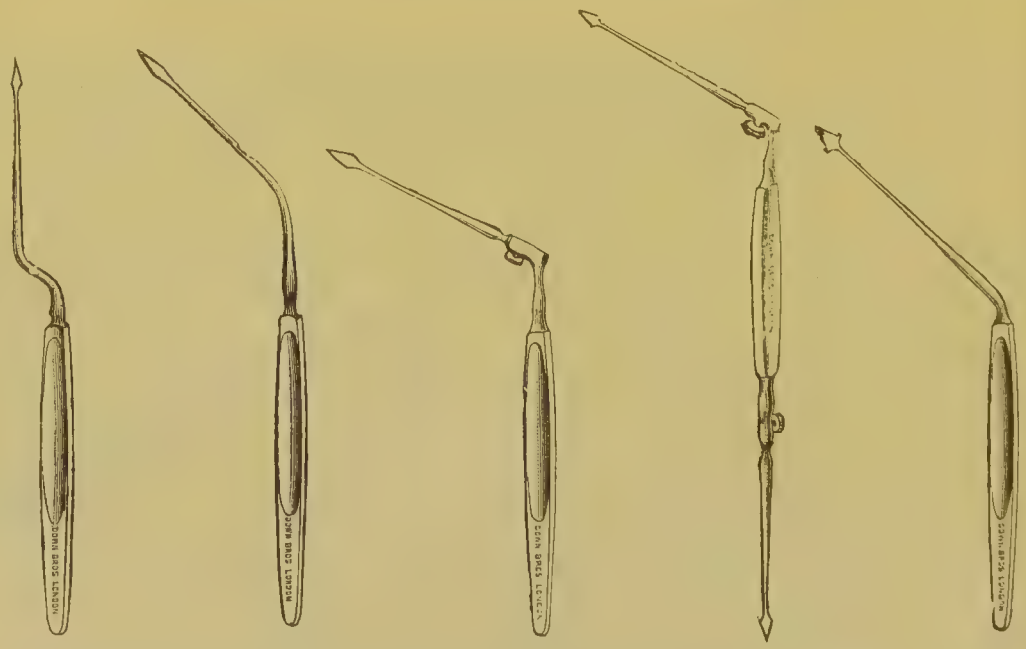

1792. 1793. 1794. 1795. 1796.

1792	Lucae's, with crank bend, solid forged, nickel plated . each	0	6	6
1793	Politzer's, angular, solid forged, nickel plated . . . „	0	6	6
1794	Ditto, with screw handle, to revolve . . . . „	0	8	6
1795	Ditto, with double handle, straight one end and angular the other . . . . . each	0	10	6
1796	Troeltsch's, with stop, solid forged, nickel plated . . „	0	7	6

* The items marked thus * are not illustrated.

No. **Ear Instruments,** *continued,*— £ s. d.

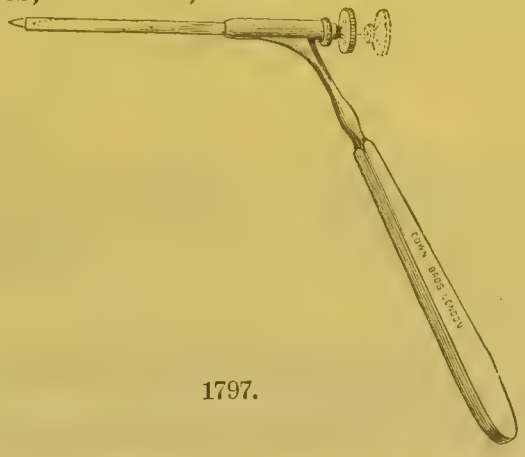

1797.

Myringotomes, with metal handles, nickel plated, *continued,*—

1797 Woakes' guarded . . . . . each 0 8 6

Mastoid Instruments (*see pages* 124–155).

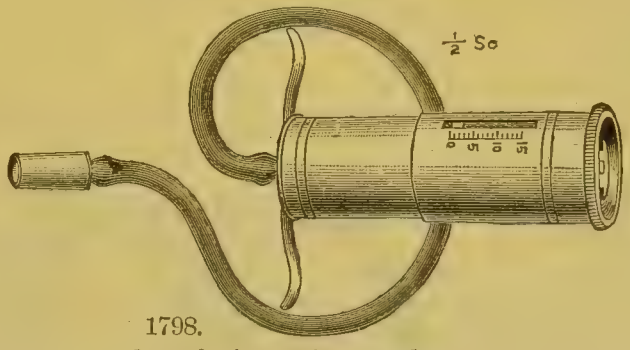

1798.

Masseurs,—

1798 Delstanche's (the stroke of piston is regulated by turning the milled head) . . . . . each 0 7 6

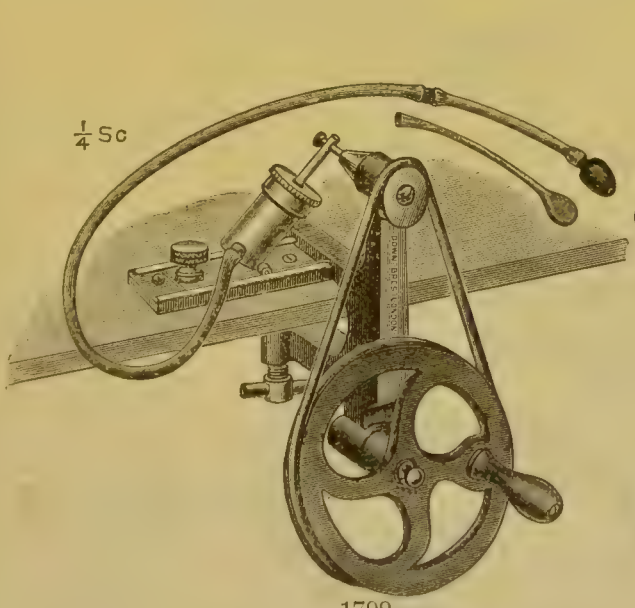

1799.



1800.

1799 Noebel's, with hand wheel . . . . . each 2 2 0

1800 Wigmore's, with hand wheel . . . . . „ 2 2 0

1801* Ditto, with Water Motor . . . . . „ 2 2 0

* The items marked thus * are not illustrated.

No. **Ear Instruments,** *continued,*—

£ *s.* *d.*

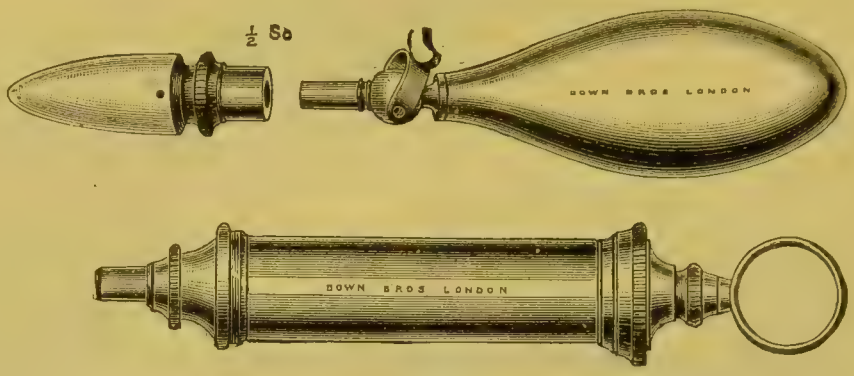

1802.

Pneumatic Tractors,—

1802 Woakes' . . . . . each 0 19 6

Leather case for above, 5*s.* 6*d.*



1803.

1803 **Otoscope,** or Auscultation Tube, Toynbee's . . . each 0 2 0



1804.

1804 **Auscultation Tube, Binaural** . . . . each 0 4 0

No.

Ear Instruments, *continued*,—

£ s. d.

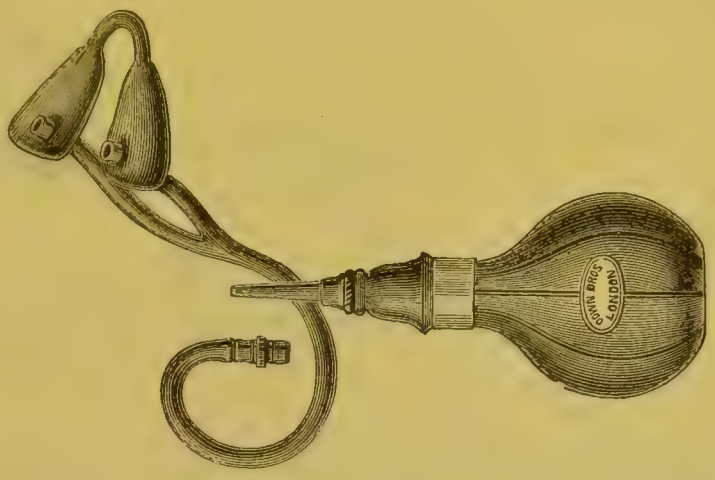

1805.

Politzerisation Apparatus,—

1805 Allen's, with Valved Mount and Double Nasal Pads . each 0 8 6

1806* India-rubber Tube and Mounts, for attaching Catheter to same, each 0 1 6

1807* Keene's Vapour Box, containing sponge for application of volatile fluids, fitted for attachment to Allen's apparatus . each 0 5 0

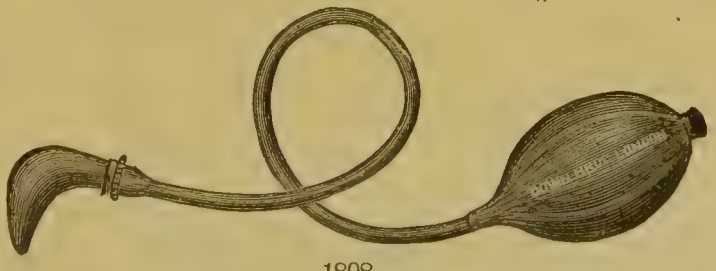

1808.

1808 Gardiner Brown's, directs the stream of air backwards, and effectually plugs the nostril . . each, 5*s.*; in box 0 6 0

1809* Ditto, with addition of Plug Mount and Eustachian Catheter, each, 7*s.*; in box 0 8 6

* The items marked thus * are not illustrated.

No. **Ear Instruments,** *continued,*— £ *s.* *d.*

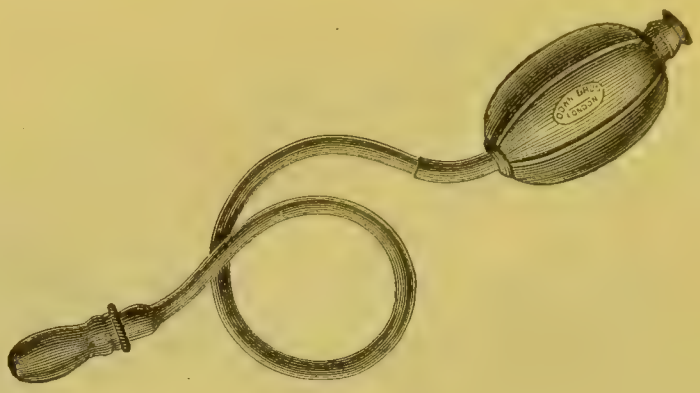

1810.

Politzerisation Apparatus, *continued,*—

1810 Lennox Browne's . . . . each, 4*s.* 9*d.*; in box 0 5 9

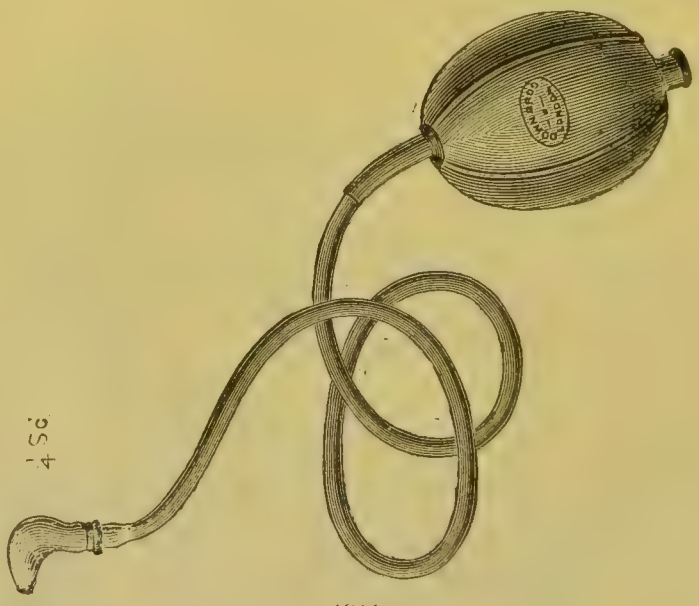

1811.

1811 Mark Hovell's, with 10-oz. Reservoir and long Tube . each 0 7 0

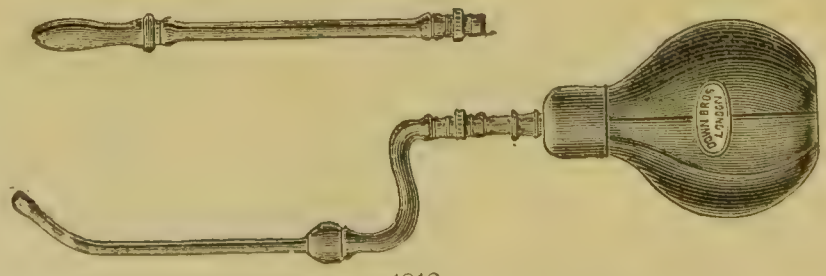

1812.

1812 Politzer's, with Catheter and india-rubber Nose-piece, complete 0 9

No.

Ear Instruments, *continued*,—

£ s. d.

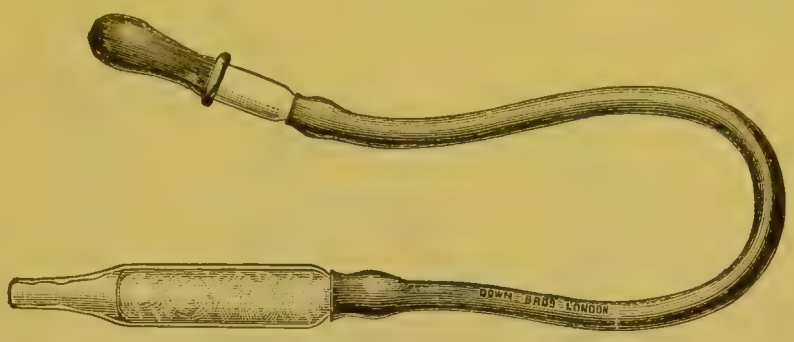

1813.

Politzerisation Apparatus, *continued*,—

1813 **Self-Inflator**, Dundas Grant's . . . . . each 0 1 9

Extract from the "Lancet," January 2, 1892.

I have long made use of the act of blowing on the part of the patient as an easy means of opening the Eustachian Tube during the operation of inflation of the middle-ear by the Politzer Bag. At the same time, it must be admitted that for adults the swallowing of a little water is superior to mere labial blowing; but in the case of children the preferability of the blowing method is unquestionable. What I consider is almost worthy of being termed "a simplified and improved method of Eustachian inflation for children" consists in gently blowing up the nostril by means of Politzer's Bag, while the child blows through a tube with a very narrow bore, such as an Eustachian catheter, or a pipe stem, at the same time puffing out the cheeks.

On the same principle I have provided a number of my patients with what I call the "Eustachian Self-Inflator." It consists of the not very novel structure of a piece of india-rubber tube, about $\frac{5}{64}$ in. internal diameter, and of about 12 ins. in length. At one end is a glass tube, covered with an india-rubber teat, and adapted to fit comfortably into the nostril. At the other end is a glass mouthpiece, with a bulbous swelling, into which is loosely packed a little cotton wool (*vide* engraving). On to this wool I drop a few minims of chloroform, and instruct the patient to blow two or three times through the tube, while sniffing cautiously at the other end till the extreme pungency of the chloroform passes off. He then inserts the nose-piece into one nostril, closes the other, and blows. It is well known that air or steam enters much more easily into the Eustachian tubes if mildly impregnated with chloroform vapour, and I have taken advantage of that fact in devising the Self-inflator. If an ordinary breath is insufficient to inflate the tympana, additional power may be obtained by the patient previously drawing a full breath. At the same time, I urge the patient to exercise the very smallest amount of pressure which is sufficient to make the vapour "go to the ears." Should it be desired to limit the inflation as far as possible to one ear, the head is to be held to one side with that ear upwards, while the other is plugged with a finger of the patient, or of some one at hand.

In several cases of most obstinate middle-ear catarrh, even where Politzerisation and the use of the catheter produced little or no improvement, this method has afforded a remarkable and most unexpected amount of benefit as regards hearing power, subjected noises, and fulness in the head.

DUNDAS GRANT, M.A., M.D., F.R.C.S. Eng.

No. **Ear Instruments,** *continued,*—

£ s. d.



1814.

Politzerisation Apparatus, *continued,*—

1814 "Universal," Macnaughton Jones', for Politzerisation. The nose-piece is made to screw apart, to contain medicant when desired . . . . . each 0 10

This Apparatus is charged with warm expired air by means of the tube at side.



1815.

1815 Macnaughton Jones' Apparatus, together with Basdon's Chloride of Ammonium Inhaler complete 0 18

No.

Ear Instruments, *continued,*—

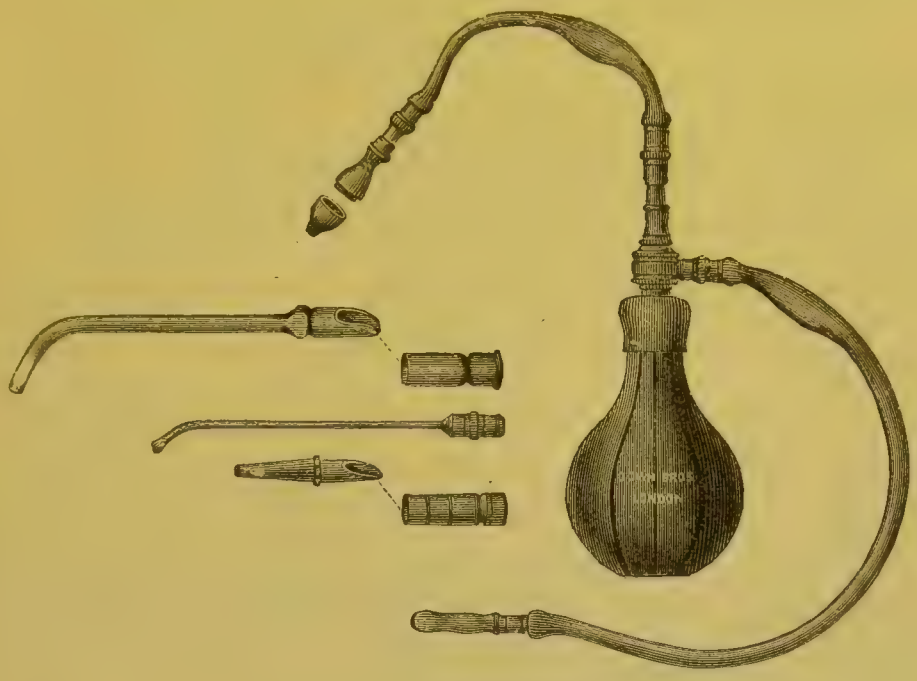

1816.

Politzerisation Apparatus, *continued,*— £ *s.* *d.*

1816 Macnaughton Jones' complete apparatus for Politzerisation and Medication, consisting of Nose-pieces of two sizes, for children and adults; Eustachian, Laryngeal, and Straight Tubes . . . . . each 0 17 6

Powder Insufflators (*see also pages* 354-356).



1817.



1818.



1819.

Probes,—

1817 Baber's, metal . . . . . each 0 4 6
1818 Barr's, „ . . . . . „ 0 2 3
1819 Bronner's, aluminium . . . . . per doz. 0 15 0

No. **Ear Instruments,** *continued*,—



1820.

£ s.

Probes, *continued*,—

1820 Cholewa's Silver, for chromic acid . . . . . each 0 2



1821.

1821 Conical, metal, as used at St. Thomas's . . . each 0 1



1822.



1823.



1824.

1822 Fagge's, metal . . . . . each 0 2
1823 Gottstein's, „ . . . . . per doz. 0 9
1824 Hartmann's, „ . . . . . each 0 2

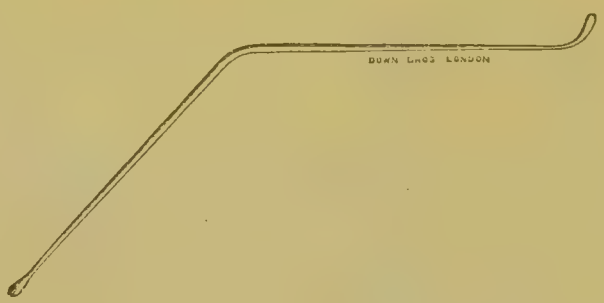

1825.

1825 Hartmann's, silver . . . . . each 0 2



1826.

1826 Jansen's, metal . . . . . each 0 4

Ear Instruments, *continued*,—



1827.



1828.

	£	s.	d.
Probes, *continued*,—			
Longfield's, metal, in 2 sizes . . . . . each	0	1	9
Ditto, with cap . . . . . „	0	2	6

Extract from the "Lancet," July 11, 1903.

A New Aural Dressing Probe.

The accompanying illustration represents a little instrument which I have designed and which I have found very useful for washing, and for what is even of greater importance, drying, the external meatus, and introducing cotton wool when it is desired to leave a pledget of this material medicated or otherwise *in situ*. For use, a piece of wool is rolled on it and introduced by a rotary motion, which is continued during withdrawal. Should it be desired to leave the wool in the ear it is only necessary to reverse the motion, when the appliance will unscrew itself readily from the plug. To insure this the pitch of the screw is coarse and the thread wide, while the whole tapers to a blunted end and not to a sharp point as in most of the screw ear probes, which on this account are dangerous in unskilled hands. The shoulder in my instrument would also tend to prevent its being inserted too far within the ear.

From personal experience I am able to speak of its thorough efficiency in cases of the tympanum with discharge, and in two cases of eczema of the external meatus I used it with success; the introduction of, and leaving in, a tight plug checked and improved the narrowed condition of the parts so often troublesome in this affection. In these days, when dry dressings are so much in vogue, I do not think their advantages are sufficiently impressed on patients suffering from ear troubles.

Messrs. Down Bros., Limited, St. Thomas's Street, Borough, have admirably carried out my suggestions and have made an efficient instrument in metal so that it may be cleansed thoroughly by boiling. It is made in two forms, with and without caps.

W. Digby Longfield,

Plymouth, July 5, 1903. Deputy Inspector-General, R.N.

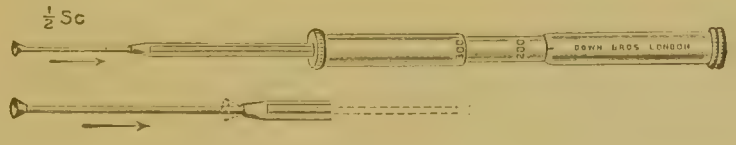

1829.

Lucae's Spring Probe or Presser. The pressure of spring can be regulated from 60 to 100 grammes . . each	1	0	0
Ditto, with stronger spring, 100 to 300 grammes . „	1	2	6

For pressure on Malleus to lessen rigidity of chain of ossicles, from 1 to 10 successive movements are made.

No. **Ear Instruments,** *continued*,— £ s.



1830.



1831.

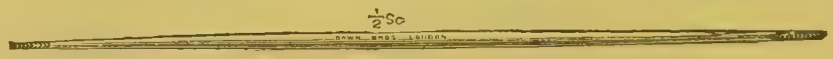

1832.

Probes, *continued*,—

1830 Macnaughton Jones', silver, with metal handle . . each 0 4
1831 Ditto, with roughened ends „ „ . . . „ 0 3
1832 Napier's metal, serrated at ends . . . . . „ 0 1



1833.



1834.

1833 Purves' Corkscrew Probe, steel. . . . . each 0 2
1834 Ditto, ditto, and Presser, for adjusting artificial tympana, each 0 4



1835.

1835 Silver Scoop and Screw Probe combined . . . . each 0 4

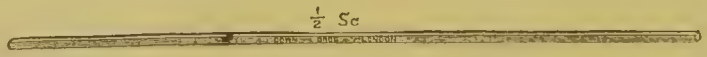

1836.

1836 Stewart's square, metal . . . . . per doz. 0 10



1837.

1837 Very Fine, metal . . . . . each 0 1



1838.

1838 Williams' pinion wire . . . . . per doz. 0 18

No. **Ear Instruments,** *continued,*—

£ *s.* *d.*



1839.

Probes, *continued,*—

839 Whalebone, bulbous . . . . . per doz. 0 12 0



1840.

840 Ditto, conical . . . . . per doz. 0 12 0



1841.

Scissors, nickel-plated shanks,—

1841 Gruber's . . . . . each 0 6 6

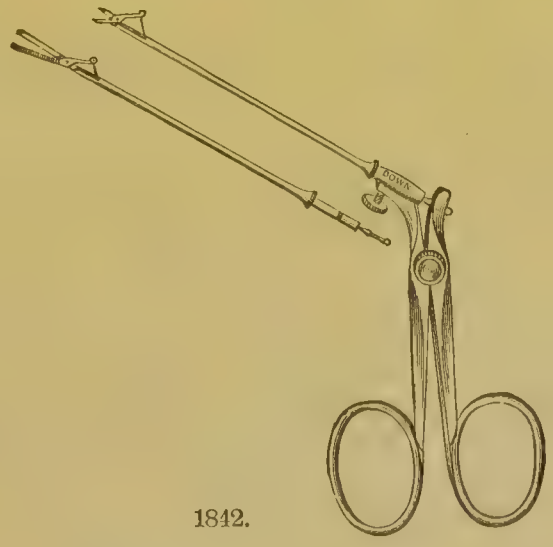

1842.

1842 Politzer's Revolving, for excision of the Incus, together with Forceps 1 7 6

Ditto, the Forceps only, with handle . . . . each 0 15 0

Leather case for above, 4*s*.

No. **Ear Instruments,** *continued,*— £ s. d.

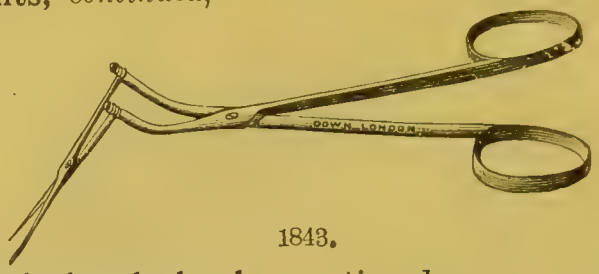

1843.

Scissors, nickel-plated shanks, *continued,*—

1843 Purves' Rectangular . . . . . each 0 15 6

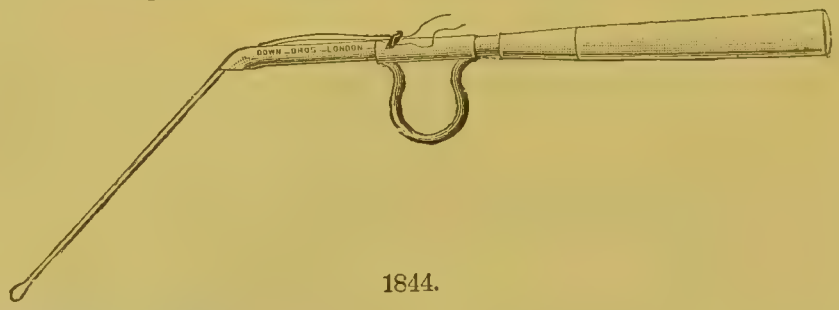

1844.

Snares, nickel plated,—

1844 Baber's Fine . . . . . each 0 9 6

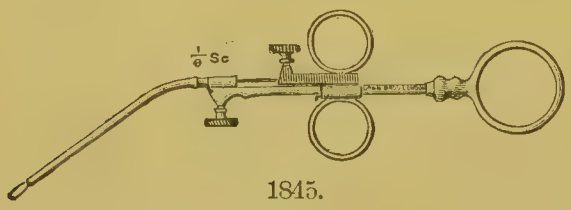

1845.

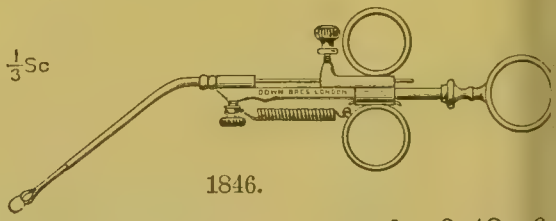

1846.

1845 Ballance's . . . . . each 0 18 6

1846 Ballance's, improved, with Thorne's end . . . . „ 1 4 6



1847.

1847 Blake's . . . . . each 0 7 0

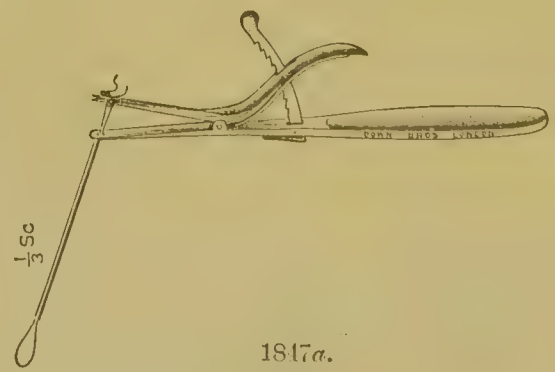

1847*a*.

1847*a* Marmaduke Shield's . . . . . each 0 17 6

No. | **Ear Instruments,** *continued*,—

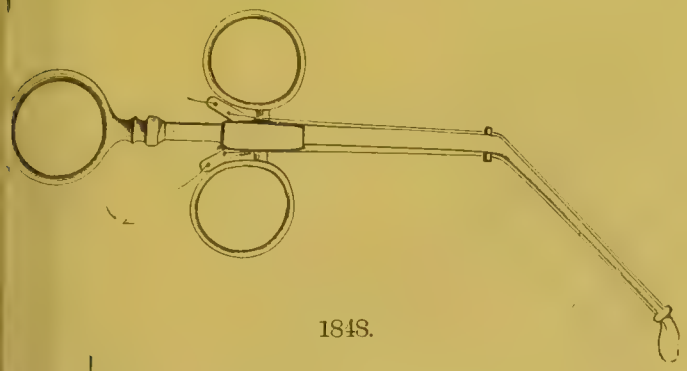

1848.

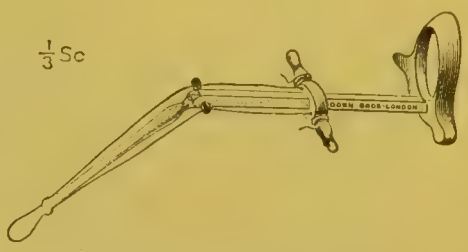

1849.

Snares, nickel plated, *continued*,—

		£	s.	d.
1848	Neil Griffiths' . . . . . each	0	17	6
1849	Wilde's (extra light model) . . . . . „	0	10	6



1850.

Reflecting Mirrors,—

1850 Baber's Pocket Reflector, with plane and concave surfaces, each 0 13 9

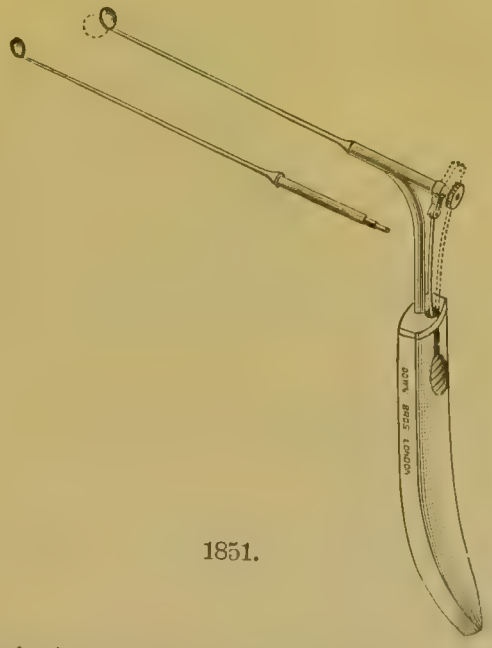

1851.



1852.

1851	Blake's Aural Mirror, with 2 ends	0	15	6
1852	Mirrors in plain steel handles, 3 sizes . . . . each	0	3	0

No.

Ear Instruments, *continued,*—



1853.

Reflecting Mirrors, *continued,*— £ *s.* *d.*

1853 Botey's, in 3 sizes, 4, 5 and 6 millimetres diameter . each 0 2 0

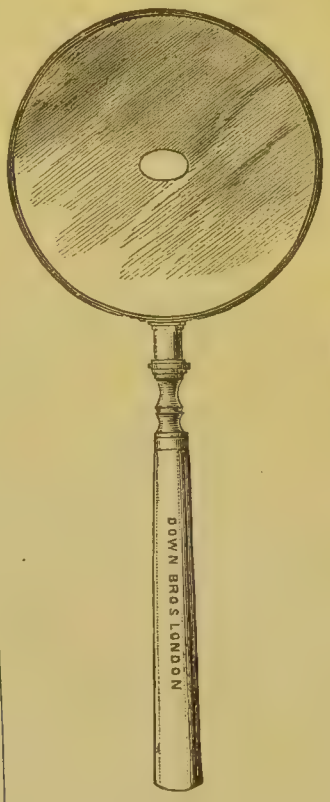

1854.



1855.

1854 Gardiner Brown's, with oval hole, metal handle . . each 0 11

1855 Purves', with headband . . . . . „ 0 13

1856 Ditto, with handle in addition . . . . . „ 0 15

* The items marked thus * are not illustrated.

No. **Ear Instruments,** *continued,*— £ *s. d.*



1857.

Reflecting Mirrors, *continued,*—

1857 Troeltsch's, with metal handle . . . . . each 0 10 0



1858.

Specula,—

1858 Baber's . . . . per set of 3, plated, 12*s.*; silver . 0 17 6

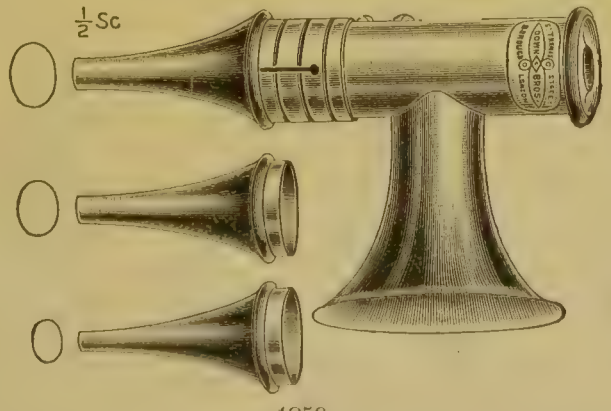

1859.

1859 Brunton's Auriscope, with set of 3 Specula, 18*s.*; in leather case 1 2 6

If fitted in metal case with lift-out frame, £1 13*s.* 6*d.*

No. **Ear Instruments,** *continued,*— £ s. d.

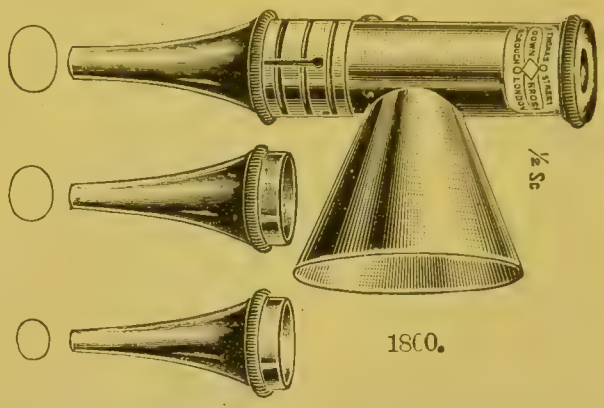

1860

Specula, *continued,*—

1860 Mark Hovell's modification of Brunton's, with set of 3 Specula, 19*s.* . . . . . in leather case 1 3 6

If fitted in metal case with lift-out frame, £1 14*s.* 6*d.*





1862

1862 Cumberbach's Specula, plated . . . per set of 3 sizes 0 8

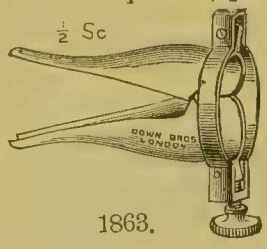

1863.



1864.

1863 Dilating, with screw . . . . . each 0 7

1864 Dundas Grant's, for operating 0 10



1865.



1867.

1865 Gruber's, per set of 4, vulcanite, 4*s.* 3*d.*; plated, 10*s.* 6*d.*; silver 0 18

1866* Ditto, set of 4, plated, with Gardiner Brown's Reflecting Mirror, in case 1 6

1867 Hartmann's, plated, black inside . . . per set of 4 0 6

* The items marked thus * are not illustrated.

No.

Ear Instruments, *continued*,—



B

Stand, Accumulator and Lamp, with Probe for Swab attached.

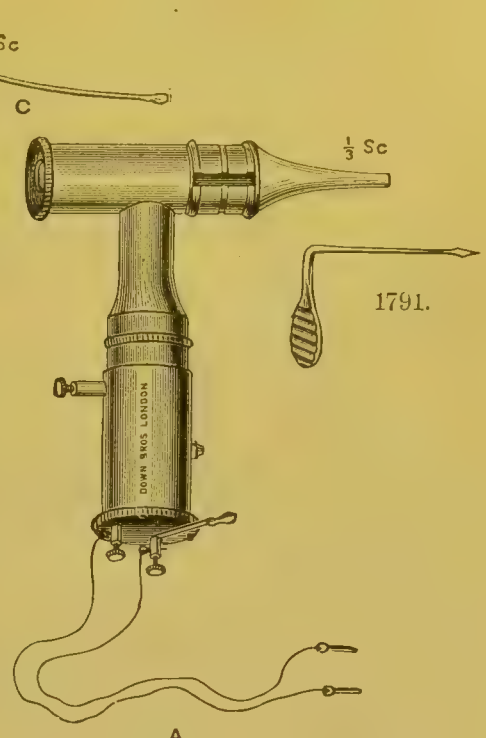

A

Lamp, with the Otoscope attached, and the Myringotome.

1868.

		£	s.	d.
	Specula, *continued*,—			
1868	Hopwood's Electric Auriscope (suggested by Dr. E. O. Hopwood, of the London Fever Hospital), complete with Cords, Accumulator and wire Frame, Myringotome, Throat Probe, and spare Lamp	3	7	0
	A. The Auriscope only, with Cords, in case	2	7	6
	B. Bristol Accumulator, with wire Frame . . . each	0	10	0
	C. Throat Probe . . . . . „	0	1	3
1791	Hopwood's Myringotome . . . . . „	0	4	6
	Spare Lamps (Swan-Edison) . . . . . „	0	3	9

From the "Scalpel," February, 1897.

A four-volt accumulator, carried in a light wire stand, is the source of electric power. The beam of light, rendered parallel, convergent or divergent by a ¾-inch focal length bi-convex lens in a sliding mount, can be so directed as to brightly illuminate the fauces without falling also upon the lips or teeth. A binding-screw on the top of the lamp case forms an attachment for the end of a wire swab (as shown, A) for bacterioscopic examination, thus leaving the other hand available for the tongue depressor. The lamp is detachable from the pin, which fixes it to the front of the stand. After two years' use the accumulators are still in excellent order.

The lamp is furnished with a flange for the attachment of a

No.

Ear Instruments, *continued*,— £ s. d.

Specula, *continued*,—

"Brunton's" otoscope (B), modified by having a slot cut in it, so as to permit of the use of a specially-shaped myringotome (C) through it. The membrana tympani is very well illuminated by the electric lamp, and operation upon it rendered easy.

The lamp is made by DOWN BROS., 21, St. Thomas's Street, London, S.E.



1870.

1870 Kramer's, with spring handles, nickel plated . . . each 0 8 0



1871.

1871 Lucas's Spring Dilating . . . each, plated, 5*s.*; silver 0 7 6

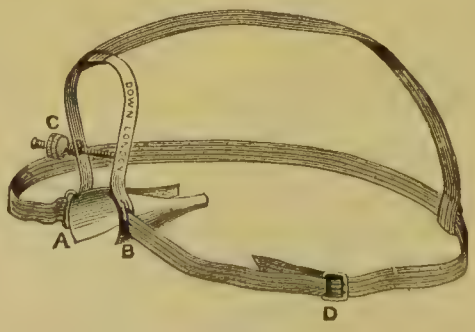

1872.

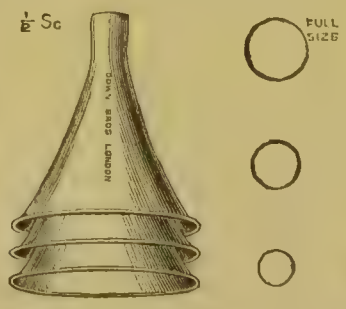

1873.

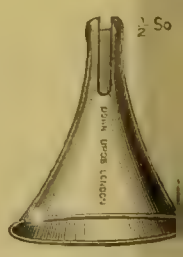

1874.

1872 Neil Griffiths' Self-Retaining . . each, 10*s.*; with bands 0 11 0
1873 Pritchard's, per set of 3 sizes, plated, 12*s.*; silver . . . 0 19 0
1874 Ditto, short Operating, silver . . . . . each 0 8 6

No. **Ear Instruments,** *continued*,— £ *s.* *d.*



1875.



1878.



1879.

Specula, *continued*,—

1875	Purves', with improved rounded ends, per set of 3, plated, 7*s.*; silver	0	13	6
	Ditto, vulcanite . . . . . per set of 3	0	2	0
1876*	Ditto, set of 3, with Purves' Mirror with headband and handle, in case, plated, 27*s.* 6*d.*; silver	1	14	0
1877*	Ditto, set of 3, with Troeltsch's Mirror, in case, plated, 21*s.* 6*d.*; silver	1	8	0
1878	Ditto, short, for Operation . per set of 3, plated, 7*s.*; silver	0	12	6
1879	Ditto, magnifying . . . each, plated, 7*s.* 6*d.*; silver	0	12	6

The inner lining of No. 1879 containing the lens is made shorter, so as not to diminish the lumen at the end. This can be removed, leaving the outer sheath *in situ*.

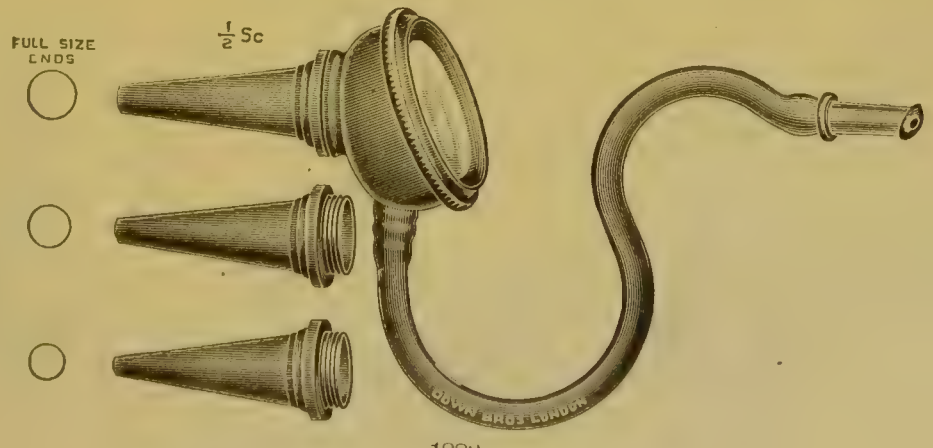

1880.

1880	Siegle's vulcanite Pneumatic, each, 7*s.* 6*d.*; with set of 3 ends	0	10	6

* The items marked thus * are not illustrated.

No. **Ear Instruments,** *continued,*— £ s. d.

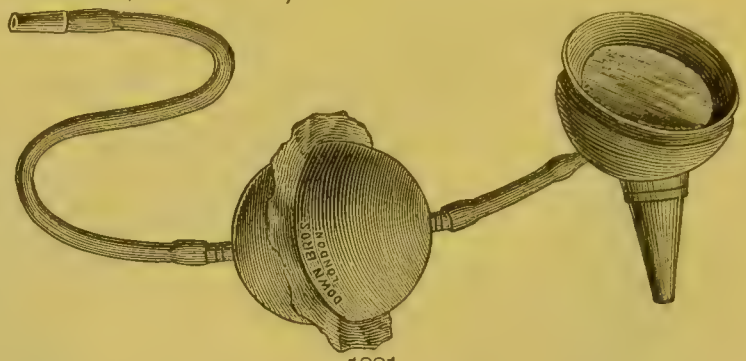

1881.

Specula, *continued,*—

1881 Siegle's vulcanite Pneumatic, fitted with Gardiner Brown's Elastic Diaphragm, to avoid dimming of the glass by the breath . . . . . each, extra 0 5 0



1882.

1882 Gruber's modification of Siegle's Pneumatic Speculum, with set of 3 ends, fitted with Tube and Mouthpiece . . . 0 10 6

1883* Ditto, ditto, fitted with india-rubber ball 0 11 6

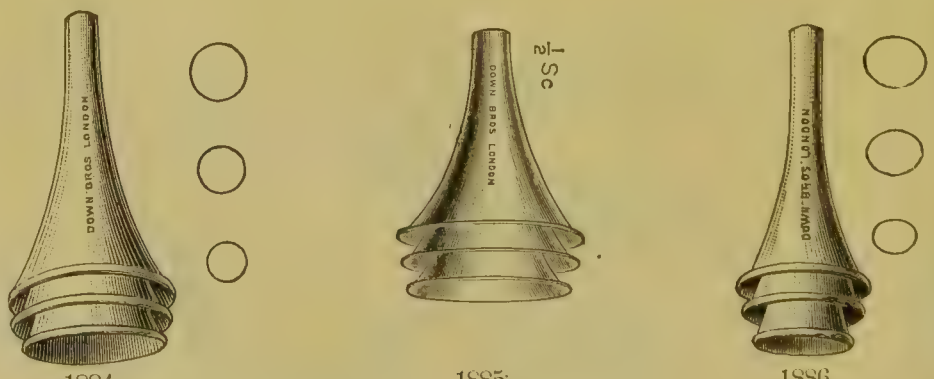

1884. 1885. 1886.

1884 Toynbee's. . . . per set of 3, plated, 8*s.* 6*d.*; silver 0 16 6

1885 Ditto, with expanded ends . . . per set of 3, plated 0 10 6

1886 Turner's, oval at small end, per set of 3, plated, 8*s.* 6*d.*; silver 0 17 6

1887* Vulcanite . . . . . per set of 3 0 2 0

* The items marked thus * are not illustrated.

No.

Ear Instruments, *continued*,—

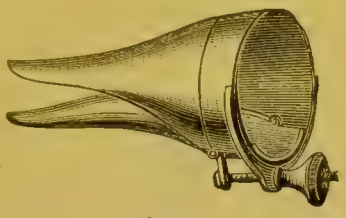

1888.



1889.

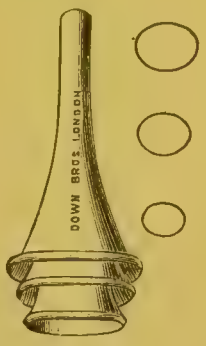

1890.

Specula, *continued*,—

		£	s.	d.
1888	Woakes' Screw Dilating . . each, plated, 7*s.* 6*d.*; silver	0	12	0
1889	Wilde's . . . . per set of 3, plated, 7*s.*; silver	0	15	6
1890	Yearsley's, oval at both ends . per set of 3, plated, 9*s.*; silver	0	17	6

Leather cases for sets of 3 Ear Specula, each, 2*s.*



1891.

Tampon Holder,—

1891	Hammerschlag's, consisting of 80 glass tube receptacles in Glass Box . . . . . complete	1	0	0



1892.

Tragus Retractors,—

1892	Baber's, right and left . . . . . each	0	2	0

No. **Ear Instruments,** *continued,*— £ *s. d.*

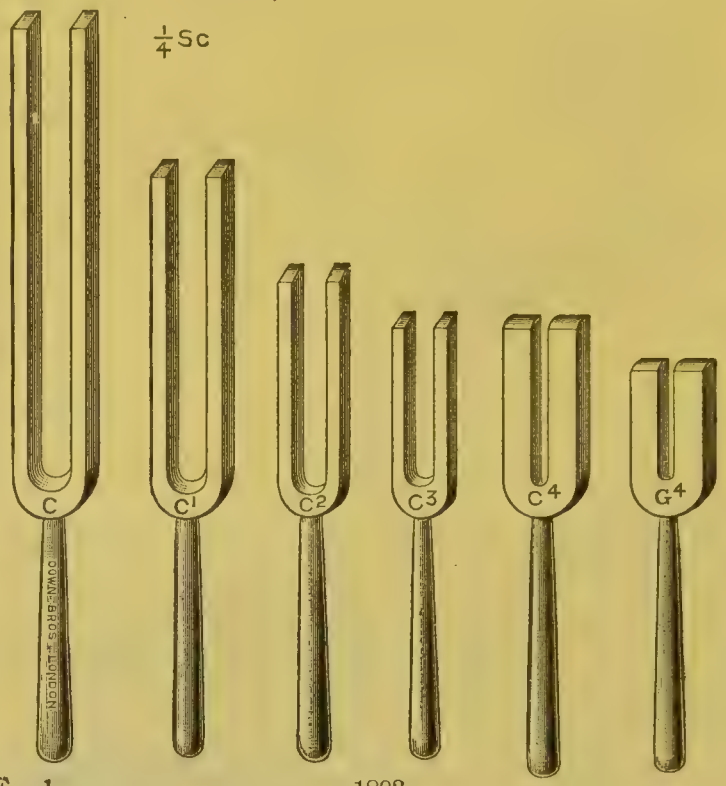

Tuning Forks,— 1893.

1893 Set of 6, as recommended by Hartmann, C, C^1, C^2, C^3, C^4, and G^4 . . . . . in case 5 7 6

Separate prices: C (128), 21*s.*; C^1 (256), 15*s.* 6*d.*; C^2 (512), 13*s.* 6*d*; C^3 (1024), 10*s.* 6*d.*; C^4 (2048), £1 2*s.* 6*d.*; G^4 (3072) . . 1 2 6

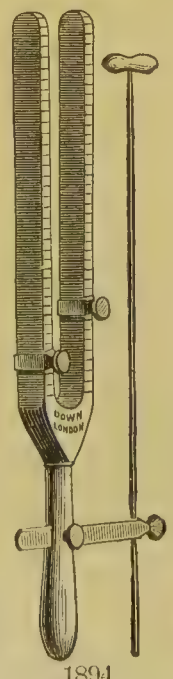

1894.

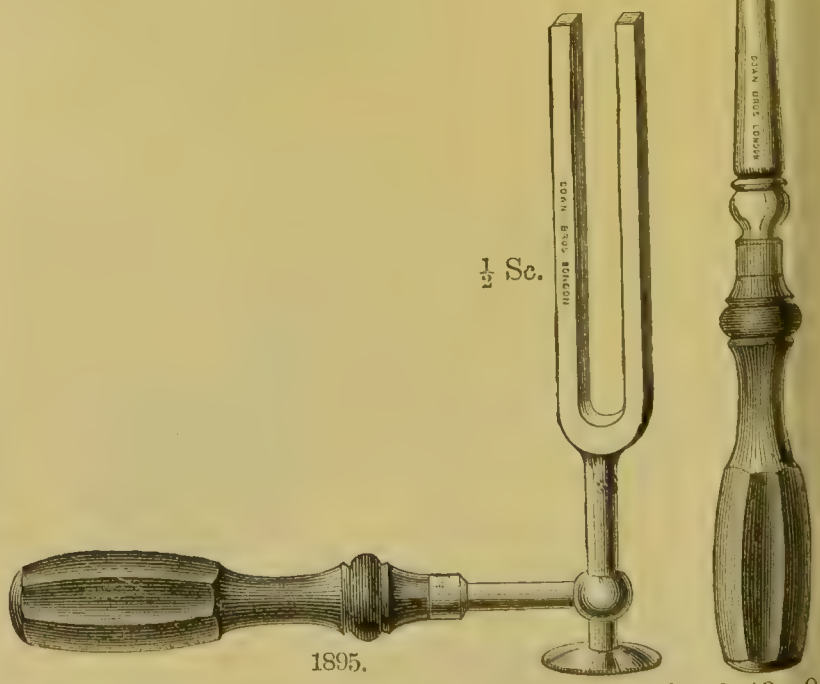

1895.

1894 Blake's C 512 . . . . . each 0 19 0

1895 Duplay's, C 512, with Resonator . . . . . „ 0 10 6

No.

Ear Instruments, *continued*,—

£ s. d.



1896.

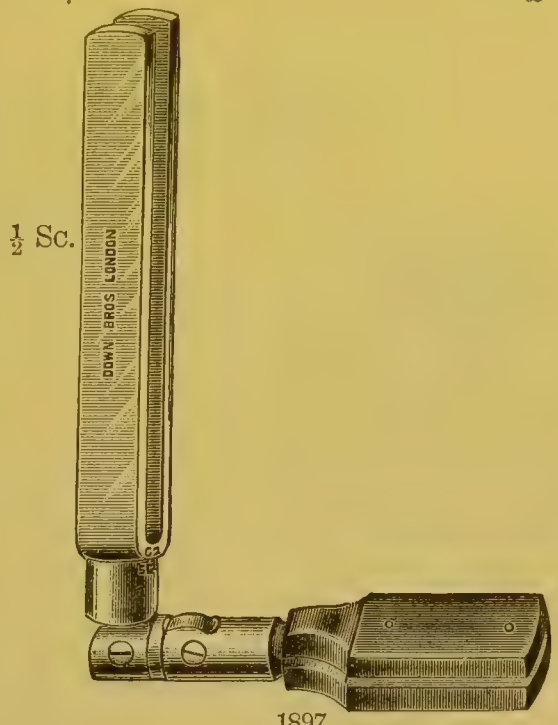

1897.

Tuning Forks, *continued*,—

1896 Gardiner Brown's, C 256, C 512 and C 2048 . . . each 0 7 0

1897 Lucae's, with hinge . . . . . „ 1 11 6



1898.

1898 Plain, Ordinary, A, C and G . . . . . each 0 1 0



1899.



1900.



1901.

1899 Special make, accuracy guaranteed, A 435 . . . each 0 3 9

1900 Ditto, C^2 512 . . . . . „ 0 3 9

1901 Ditto, C^1 256 . . . . . „ 0 6 6

No. **Ear Instruments,** *continued,*— £ *s. d.*

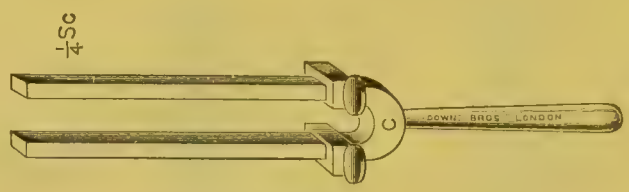

1902.

Tuning Forks, *continued,*—

1902 Special make, accuracy guaranteed, C^1, with clamps to deepen the tone to Fis^0 . . . . . each 0 17 6



1903.



1904.

1903 Special make, accuracy guaranteed, C^4, with non-conducting base . . . . . each 0 9 6

1904 Ditto, Fis^4 . . . . . ,, 0 14 6

Tympana, Artificial (*see page* 442).

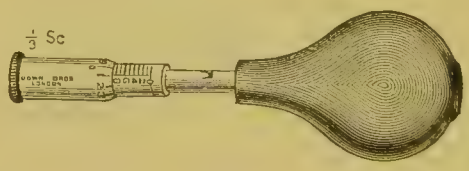

1905.

Whistle,—

1905 Galton's (or Delstanche's), for determining the amount of deafness . . . . . each 0 10 6

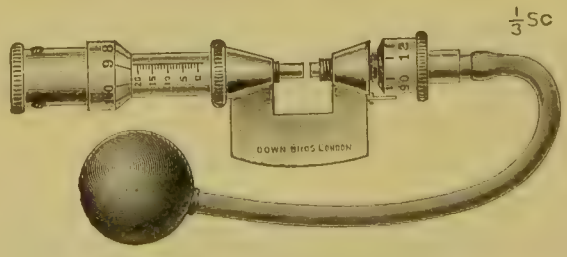

1906.

1906 Edelmann's modification of Galton's Whistle, with table giving lengths of pipe and number of vibrations . . in case 3 0 0

No.

Hearing Instruments.



1907.



1908.

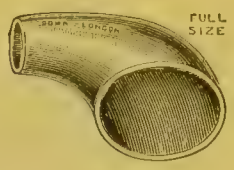

1909.

Artificial Sound Magnifiers,—

		£	s.	d.
1907	Silver . . . . . per pair, 4s.; in case	0	6	6
1908	Vulcanite . . . . . per pair	0	2	6
1909	Ditto, Politzer's . . . . . „	0	3	6



1910.

Conversation Tubes,—

1910	Mohair Tube, with ebony mounts, each, 3 feet, 5s. 6d.; 4 feet	0	6	6
	Silk Tube, with ebony mounts . each, 3 feet, 8s. 6d.; 4 feet	0	10	6

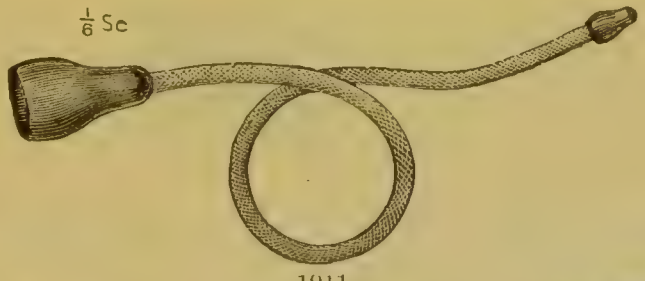

1911.



1912.

1911	Common, for hospital use . . . . each	0	2	6
1912	Combined with Ear Trumpet, the mounts take off and form trumpet . . . . each	0	7	6

No. **Hearing Instruments,** *continued,*— £ s. d.



1913.

Conversation Tubes, *continued,*—

1913 Tapering Mohair Tube, with ebony mounts, 4 feet long, each 0 15 0
Ditto, Silk Tube, with ebony mounts, 4 feet long . . „ 1 1 0
Ditto, ditto, with ivory mounts, 4 feet long . . . „ 2 7 6

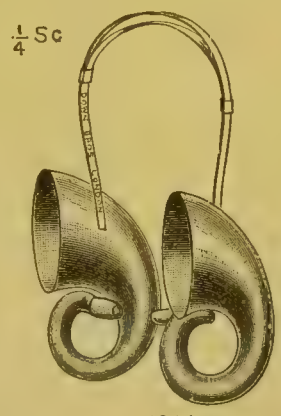

1914.



1915.



1916.

Cornets, for constant wear,—

1914 With head spring, in 3 sizes, covered in black . per pair 0 11 6
1915 Ditto, Scott's, in 3 sizes, covered in black . . „ 0 12 6
Ditto, ditto, extra large size, covered in black . „ 0 13 6
1916 Ditto, shell shape, in 3 sizes, per pair, bronzed, 9*s.*; covered in black 0 11 0



1917.

1917 **Otophones,** in 2 sizes . . . each £1 17*s.* 6*d.* and 2 2 0

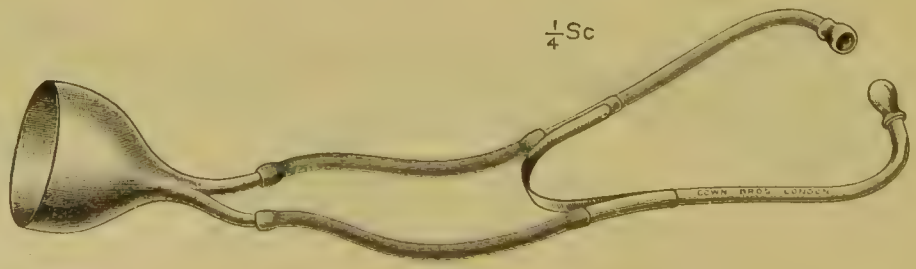

1918.

Maccophones,—

1918 Mr. Golding-Bird's, as used in Deaf and Dumb Asylums, each 0 15 0

No.

Hearing Instruments, *continued*,—



1919.



1920.



1921.

Trumpets,—

			No. 1. s.	No. 1. d.	No. 2. s.	No. 2. d.	No. 3. s.	No. 3. d.	No. 4. s.	No. 4. d.
1919	Conical, light japanned, 4 sizes	. each	3	0	3	3	3	6	4	0
1920	Ditto, ditto, jointed, 2 sizes	. „	4	0	4	6	—		—	
1921	Ditto, ditto, 2 joints, 3 sizes	. „	5	6	6	0	7	0	—	



1922.



1923.

			No. 1. s.	No. 1. d.	No. 2. s.	No. 2. d.	No. 3. s.	No. 3. d
1922	Conical, light japanned, 2 sizes . .	. each	3	6	4	6	—	
1923	Ditto, ditto, jointed, 3 sizes . . .	„	7	0	7	6	8	6

No.

Hearing Instruments, *continued*,—



1924.

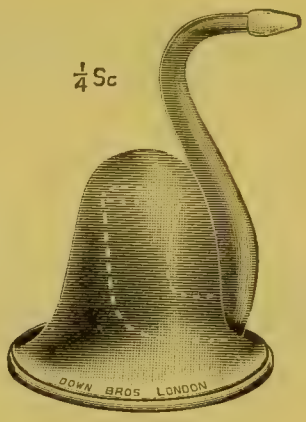

1925.



1926.

Trumpets, *continued*,--

		No. 1.		No. 2.		No. 3.		No. 4.	
		s.	*d.*	*s.*	*d.*	*s.*	*d.*	*s.*	*d.*
1924	Light japanned, 4 sizes . . each	6	0	7	0	7	6	8	6
	Dark bronzed, 4 sizes . . . „	10	0	11	0	13	0	14	6
	Electro-plated and engraved, 4 sizes „	15	0	16	6	18	0	20	0
1925	Light japanned, 4 sizes . . „	7	0	7	6	8	6	9	6
	Dark bronzed, 4 sizes . . . „	11	0	12	6	14	0	15	6
	Plated and engraved, 4 sizes . „	16	0	18	0	20	0	22	0
1926	Dark bronzed, 3 sizes . . . „	18	0	19	0	21	0	—	
	Electro-plated and engraved, 3 sizes „	13	0	36	0	42	0	—	

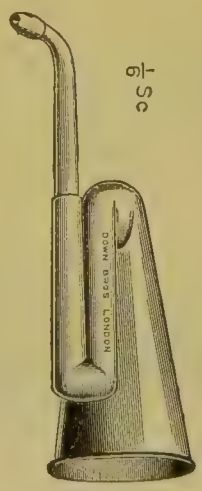

1927.



1928.



1929.

		No. 1.		No. 2.		No. 3.		No. 4.	
		s.	*d.*	*s.*	*d.*	*s.*	*d.*	*s.*	*d.*
1927	Light japanned, 4 sizes . . each	8	6	10	0	11	0	13	0
1928	Ditto, 4 sizes . . . . „	7	6	9	6	10	6	12	6
1929	Ditto, 2 sizes . . . . „	6	0	6	6	—		—	

No.

Hearing Instruments, *continued*,—



1930.

Trumpets, *continued*,—

			No. 1.		No. 2.		No. 3.		No. 4.	
			s.	*d.*	*s.*	*d.*	*s.*	*d.*	*s.*	*d.*
1930	Light japanned, 4 sizes . .	each	7	6	8	6	9	6	10	6



1931.

			No. 1.		No. 2.		No. 3.	
			s.	*d.*	*s.*	*d.*	*s.*	*d.*
1931	Light japanned, 3 sizes	each	8	6	10	0	12	0



1932.

		£	*s.*	*d*
1932	Table Trumpet, to stand on table for listening to general conversation . . . . . each	2	2	0

No. **Hearing Instruments,** *continued,*—

£ *s.* *d.*



1933.



1934.



1936.

Artificial Membranæ Tympana (for use in cases where the tympanic membrane is perforated or destroyed),—

1933	Field's . . . . . each	0	1	6
1934	Toynbee's . . . . . „	0	1	0
1935*	Ward Cousins', per box, 1*s.* 6*d.*; Introducers . . . „	0	1	0
1936	Yearsley's Cotton Wool . . . . . per box	0	1	0

Anti-phones, or Sound Deadeners.

ALSO USED AS EAR PROTECTORS FOR SHUTTING OUT DRAUGHTS, ETC.

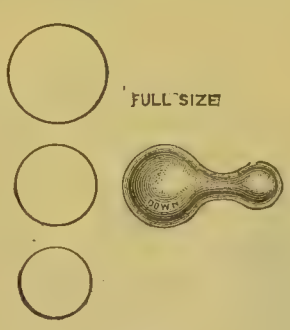

1937.

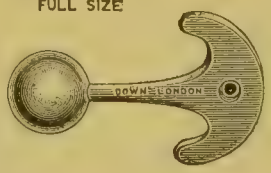

1938.

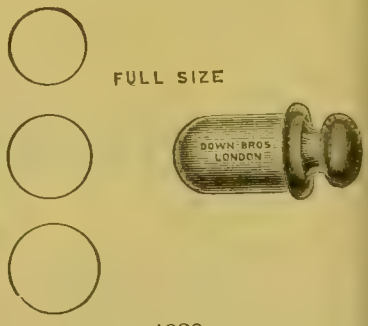

1939.

Anti-phones or Sound Deadeners,—

1937	Celluloid, Macnaughton Jones', 3 sizes . . . per pair	0	1	9
1938	Ditto, "T" shaped, 3 sizes . . . . „	0	1	9
1939	Hartmann's, india-rubber, 3 sizes . . . . „	0	1	9

* The items marked thus * are not illustrated.

No.

Nose Instruments.

£ s. d.

Antrum Instruments (*see pages* 494–498).
Artificial Noses (*see page* 1240).



1940.

Bougies,—

1940 Mackenzie's Oval, in 6 sizes . . . . . per set 0 5 0
Ditto, metal, in 6 sizes . . . . . „ 0 5 0



1941.

1941 Stoker's Hollowed, 6 sizes . . . . . per set 0 8 0
1942* Ditto, modified by Macnaughton Jones, lined with soft metal, 6 sizes . . . . . per set 0 14 0

Cauteries, Galvanic (*see pages* 1054–1056).



1943.

Chromic Acid Carrier,—

1943 Woakes', with platinum end . . . . . each 0 6 6

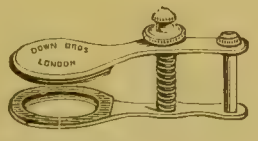

1944.

Clamp,—

1944 Jarvis', for avoidance of bleeding in operations on Septum, nickel plated . . . . . each 0 11 6



1945.

Curettes or Scrapers for Adenoid growths of the Naso-Pharynx, with metal handles, nickel plated,—

1945 Ballance's Curved, right and left . . . . . each 0 8 0

* The items marked thus * are not illustrated.

No.

Nose Instruments, *continued,*—

£ s. d.



1946.

Curettes or Scrapers for Adenoid growths of the Naso-Pharynx, with metal handles, nickel plated, *continued,*—

1946 Barr's, with hooks, in 3 sizes, $\frac{5}{8}$, $\frac{11}{16}$, $\frac{13}{16}$ in. . . . each 0 17 6

1947* Ditto, without hooks, in 3 sizes, $\frac{5}{8}$, $\frac{11}{16}$, $\frac{13}{16}$ in. . . „ 0 7 6

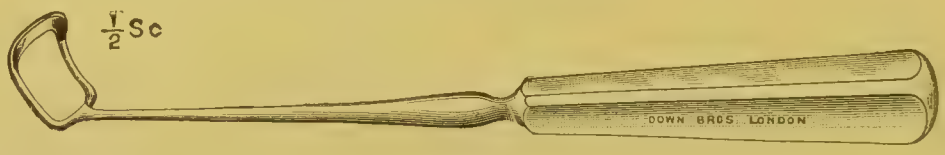

1948.

1948 Beckmann's, in 4 sizes, $\frac{1}{2}$, $\frac{5}{8}$, $\frac{11}{16}$, $\frac{13}{16}$ in. . . . . each 0 7 6

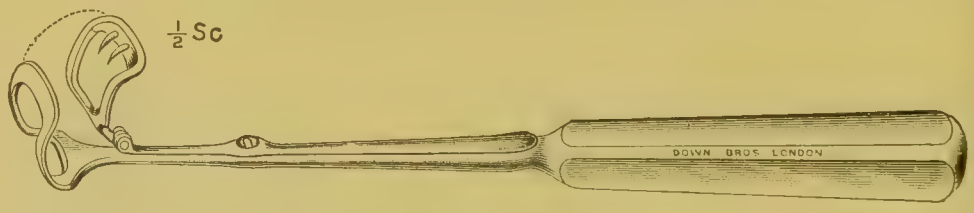

1949.

1949 Beckmann's, with hooks, in 3 sizes, $\frac{5}{8}$, $\frac{11}{16}$, $\frac{13}{16}$ths. . . each 0 17 6



1950.

1950 Dalby's Scraper, for use at end of finger . . . . each 0 4 9



1951.

1951 Delstanche's, with hooks, in 3 sizes—$\frac{5}{8}$, $\frac{11}{16}$, $\frac{13}{16}$-in. . each 0 17 6

* The items marked thus * are not illustrated.

No.

Nose Instruments, *continued*,—

£ s. d.

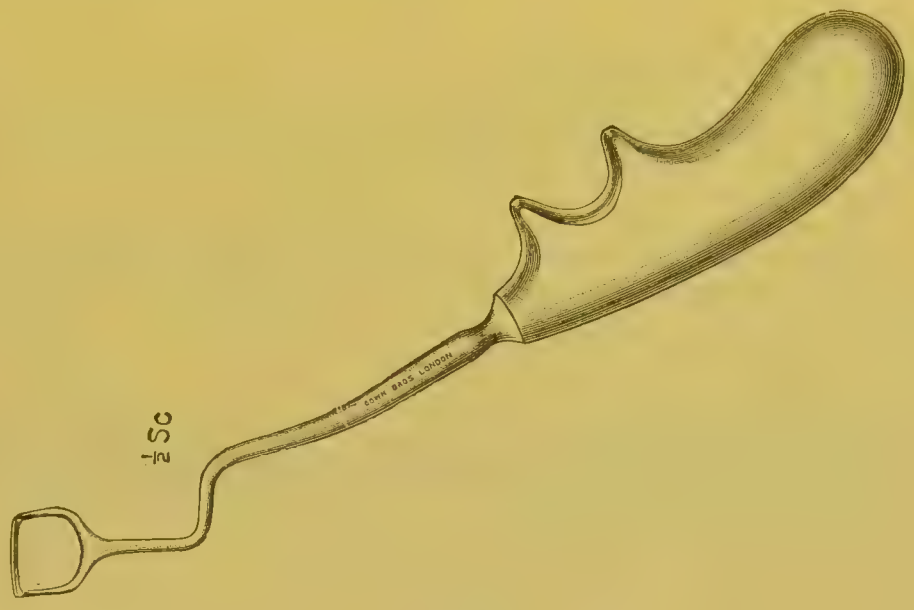

1952.

Curettes or Scrapers for Adenoid growths of the Naso-Pharynx, with metal handles, nickel plated, *continued*,—

1952 Fein's, designed to remove the hand out of the line of sight, 2 sizes, for children and adults . . . . . each 0 11 9

The smaller size is shorter in the bent portion, to suit the smaller mouths of children.

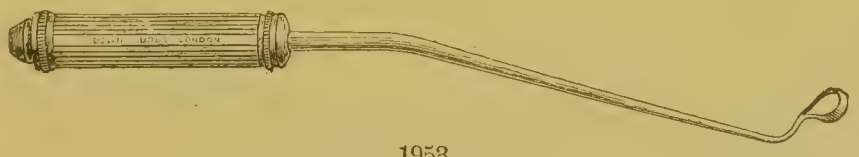

1953.

1953 Golding-Bird's Scraper, 2 sizes—$\frac{7}{16}$ and $\frac{9}{16}$-in. . . . . each 0 8 6



1954.

1954 Gottstein's, in 4 sizes—$\frac{1}{2}$, $\frac{5}{8}$, $\frac{11}{16}$, $\frac{13}{16}$-in. . . . . each 0 7 6

Ditto, extra large, $1\frac{1}{16}$-in. ($\frac{3}{4}$-in. cutting edge), as used by Mr. Ballance . . . . . each 0 8 6



1955.

1955 Gottstein's, with curved end, 4 sizes—$\frac{1}{2}$, $\frac{5}{8}$, $\frac{11}{16}$, $\frac{13}{16}$-in. . each 0 7 6

Ditto, extra large, $1\frac{1}{16}$-in. . . . . „ 0 8 6

* The items marked thus * are not illustrated.

No. **Nose Instruments,** *continued*,—

£ s. d.



1956.

Curettes or Scrapers for Adenoid growths of the Naso-Pharynx, with metal handles, nickel plated, *continued*,—

1956 Hartmann's (width, $\frac{1}{2}$-in.) . . . . . each 0 7 6

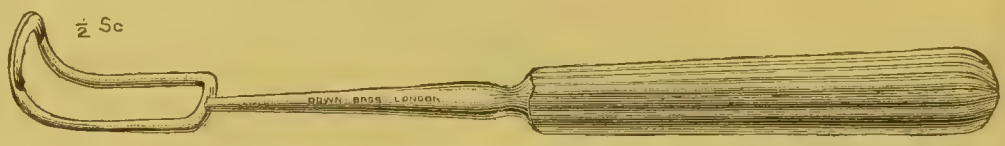

1957.

1957 Kirstein's, in 3 sizes, $\frac{5}{8}$, $\frac{11}{16}$, $\frac{13}{16}$ in. . . . . each 0 7 6



1958.

1958 Lennox Browne's Finger Guard, with movable Curette and sharp Spoon . . . . . each 0 15 0



1959.

1959 Löwenberg's . . . . . each 0 7 6



1960.

1960 Mackay Macdonald's, with guard, 3 sizes, $\frac{1}{2}$, $\frac{5}{8}$, and $\frac{11}{16}$-in., each 0 15 6



1961.

1961 Meyer's Ring Knife . . . . . each 0 7 0

No.

Nose Instruments, *continued*,—

£ s. d.



1962.

Curettes or Scrapers for Adenoid growths of the Naso-Pharynx, with metal handles, nickel plated, *continued*,—

1962 St. Clair Thomson's . . . . . each 0 9 6

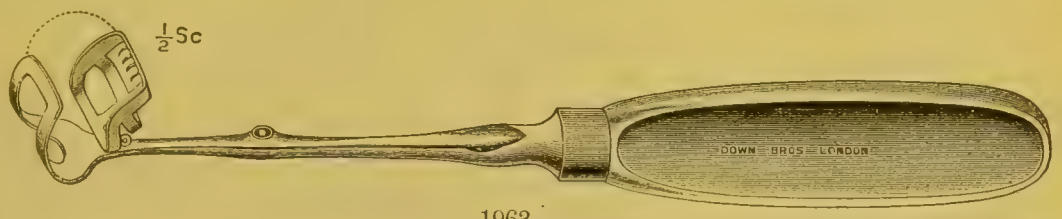

1963.

1963 St. Clair Thomson's, with cage and hooks . . . each 0 19 6

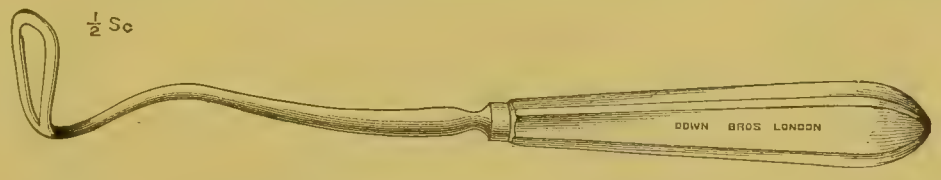

1964.

1964 Ware's, 1 size, ⅜-in. . . . . each 0 7 6



1965.

Curette, Polypus,—

1965 Lake's, for removing growth from beneath middle turbinate each 0 4 6

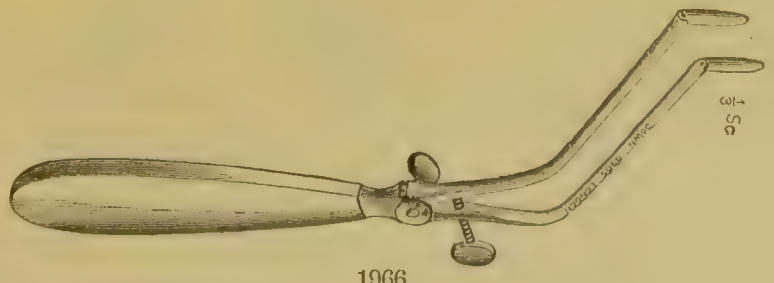

1966.

Dilators, nickel plated,—

1966 Delstanche's, jointed to fix at any angle, with metal handle, each 0 17 6

No. **Nose Instruments,** *continued,*— £ s.



1967.

Dilators, nickel plated, *continued,*—

1967 Hewetson's . . . . . each 0 13

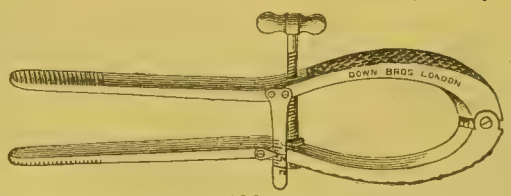

1968.

1968 Hill's Screw . . . . . each 0 15

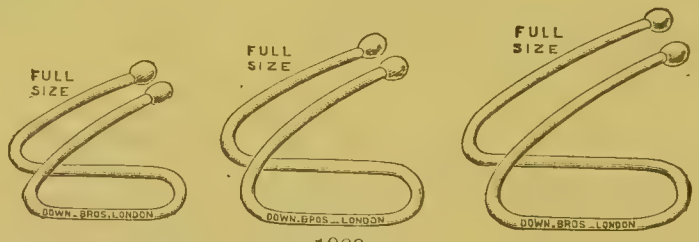

1969.

Self-Retaining Nasal Dilators,—

1969 Feldbausch's, silver, in 3 sizes . . . . . per set 0 4

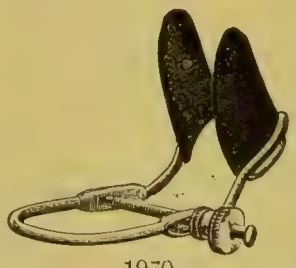

1970.

1970 Neil Griffiths' . . . . . each 0 8

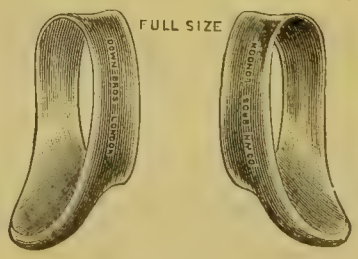

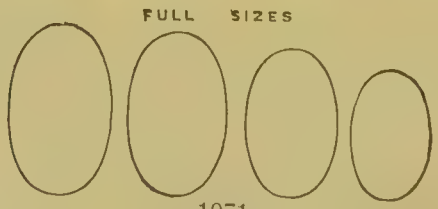

1971.

1971 Schmidthuisen's, celluloid, 4 sizes . . . . . per pair 0 4 0

No.

Nose Instruments, *continued*,—

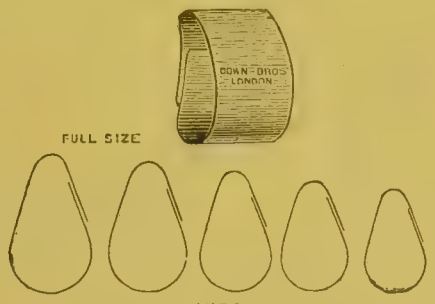

1972.

		£	s.	d.
	Self-Retaining Nasal Dilators, *continued*,—			
1972	Spring Celluloid, in 5 sizes . . . . per pair	0	1	0



1973.

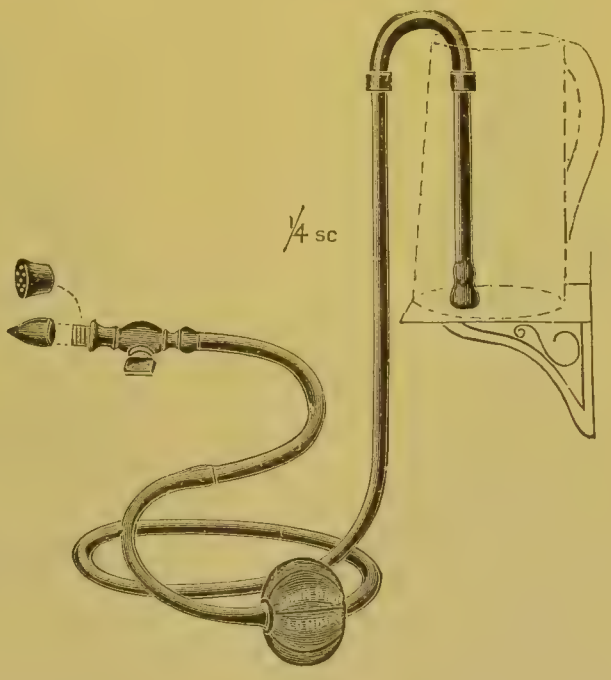

1974.

Douches and Syringes,—

Douches,—

1973	Siphon, with glass or vulcanite Pipe . . . . each	0	3	9
1974	Ditto, with Stopcock and Mounts for eye and nose . „	0	5	6



1975.

1975	The "Quadruped" Glass Irrigator . . . per dozen	0	6	0

No. **Nose Instruments,** *continued,*— £ s. d

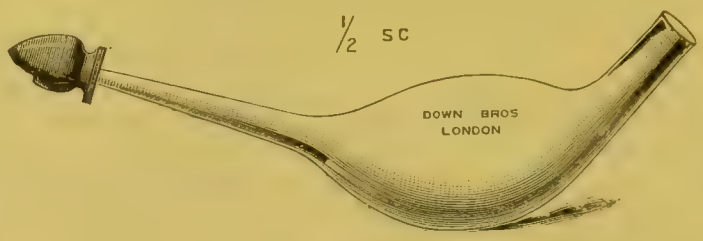

1976.

Douches and Syringes, *continued,*—

Douches, *continued,*—

1976 Woakes' glass Irrigator, with rubber nozzle . . per doz. 0 10 (



1977.

1977 Wray's . . . . . each 0 4

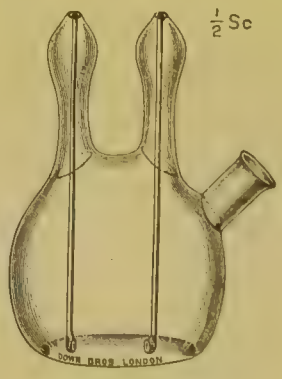

1978.

Double Glass Spray Nozzle,—

1978 Cohnstaedt's . . . . . each 0 1

Used with ordinary bellows, designed to give a very fine spray to penetrate all cavities and recesses. Also used with adrenaline in catarrh and for anæsthetics.

No.

Nose Instruments, *continued*,—



1979.



1981.



1982.

Douches and Syringes, *continued*,—

		£	s.	d.
	Syringes,—			
1979	Glass, ½-oz., with vulcanite mounts . . . . each	0	2	0
1980*	Glass throughout, ½-oz. . . . . per doz.	0	3	6
1981	India-rubber, with bone pipe . each, 2-oz., 2*s.*; 4-oz.	0	2	9
1982	Politzer's, with vulcanite or glass nozzle, each, 2-oz., 3*s.*; 4-oz.	0	3	9



1348.

1348	Frankel's, vulcanite, with Nose and Laryngeal pipes, 5*s.* 6*d.*; in leather case	0	9	6
1349*	Ditto, metal mounted . each, 11*s.* 6*d.*; in metal case	1	0	0

* The items marked thus * are not illustrated

No.

Nose Instruments, *continued,*—



1351.

Douches and Syringes, *continued,*— £ *s. d.*

Syringes, *continued,*—

1351 Heryng-Krause's, vulcanite, combined Nose and Throat Syringe, with Needles for subcutaneous injection, 12*s.* 6*d.*; in leather case 0 19 6



1983.

1983 Lennox Browne's Post Nasal . . . each, 3*s.*; in case 0 5 6



1984.

1984 Lennox Browne's Post Nasal, with india-rubber ball . each 0 6 0



1985.

1985 Post Nasal, with india-rubber ball and tube, for self use, each, 2-oz., 4*s.* 9*d.*; 4-oz. 0 5

No. **Nose Instruments,** *continued,*—

£ *s.* *d.*

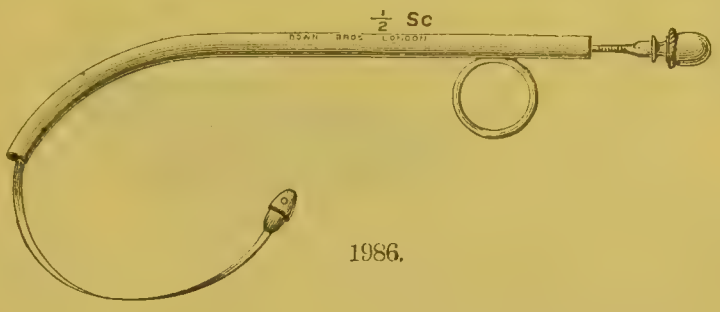

1986.

Epistaxis Instruments,—

1986 Belloc's Canula . . . . each, plated, 4*s.* 6*d.*; silver 0 6 6

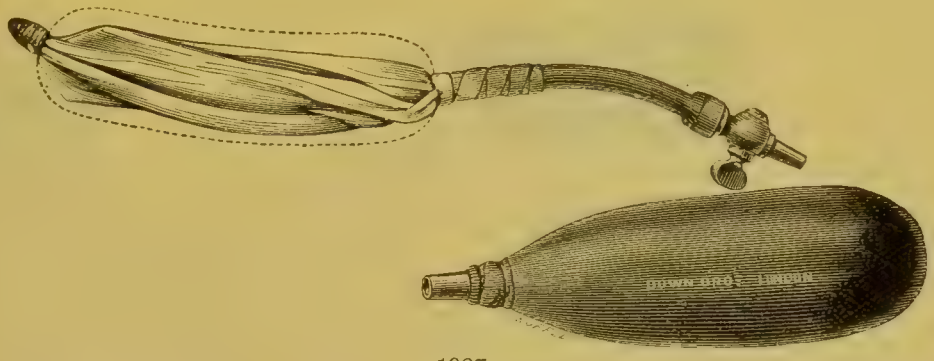

1987.

1987 Cooper Rose's Inflating Plug, with Inflator . . . each 0 5 0



1988.

1988 Howard's fiddle shaped Plug, with Introducer and Inflator, each 0 6 6

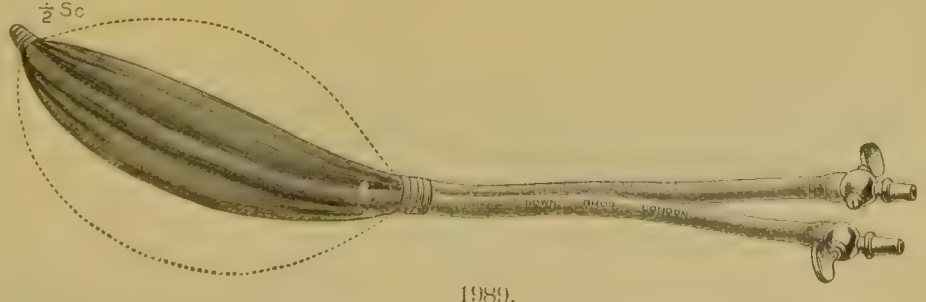

1989.

1989 Keene's, divided into 2 compartments, capable of being inflated separately, with Inflator . . . . . each 0 8 6

No. **Nose Instruments,** *continued*,—

£ s. d.

Ethmoidal Instruments (*see pages* 499–502).



1263.

Finger Guards, for use in diagnosing Post Nasal growths,—

1263 Dundas Grant's, leather . . . . . each 0 1 (



1264.



1265.

1264 Hovell's, india-rubber . . . . . each 0 1 (
1265 Langenbeck's, metal . . . . . „ 0 2 9

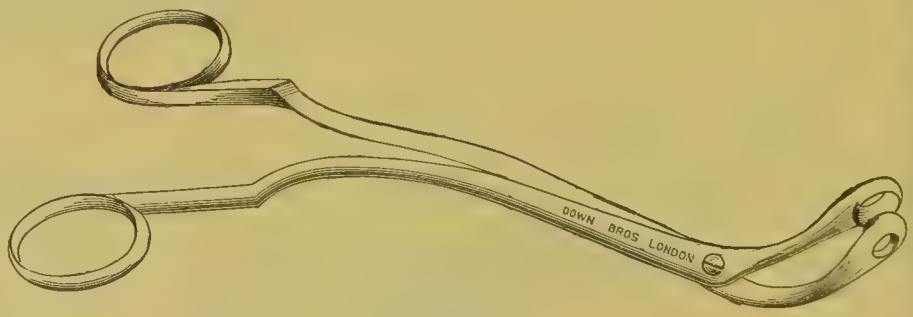

1990.

Forceps for Adenoid growths of the Naso-Pharynx, nickel plated,—

1990 Hovell's . . . . . each 0 13 (
1991* Ditto, with take-off joint . . . . . „ 0 15 (



1992.

1992 Juracz's fenestrated, with take-off joint . . . each 0 15

* The items marked thus * are not illustrated.

No.

Nose Instruments, *continued*,—

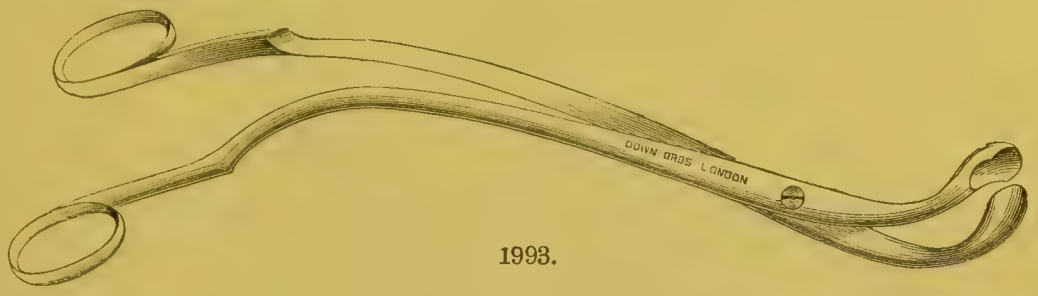

1993.

		£	s.	d.
	Forceps for Adenoid growths of the Naso-Pharynx, nickel plated, *continued*,—			
1993	Lowenberg's, with cutting edges . . . . . each	0	12	0
1994*	Ditto, with take-off joint . . . . . „	0	13	6
1995*	Ditto, ditto, small model . . . . . „	0	13	6



1996.

1996	Symonds' Improved, with take-off joint . . . each	0	15	0

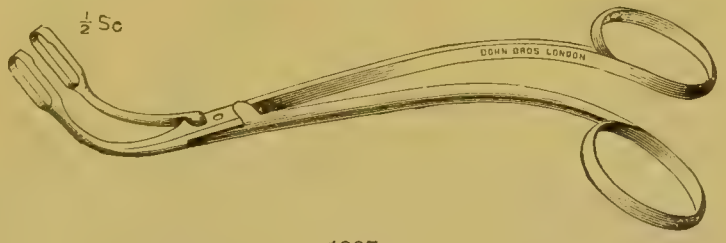

1997.

1997	St. Clair Thomson's, with take-off joint . . . . each	0	13	6

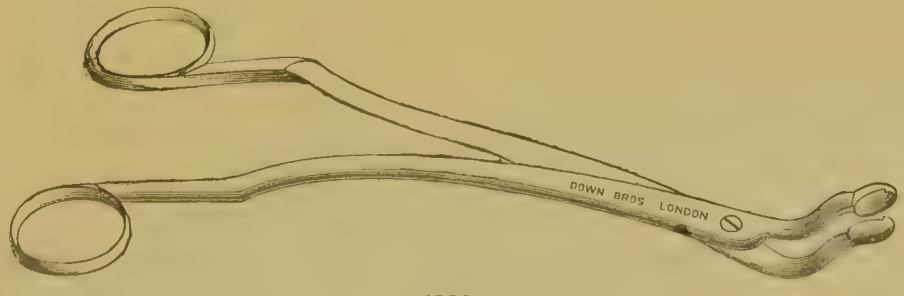

1998.

1998	Woakes' . . . . . each	0	13	6
1999*	Ditto, with take-off joint . . . . . „	0	15	0

* The items marked thus * are not illustrated.

No.

Nose Instruments, *continued*,—

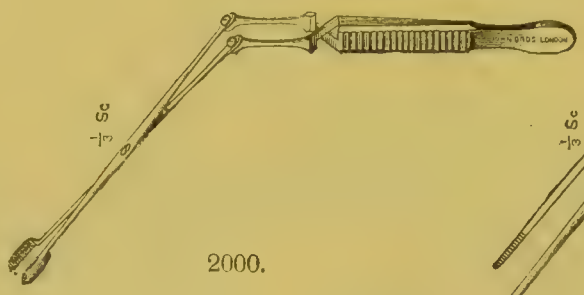

2000.

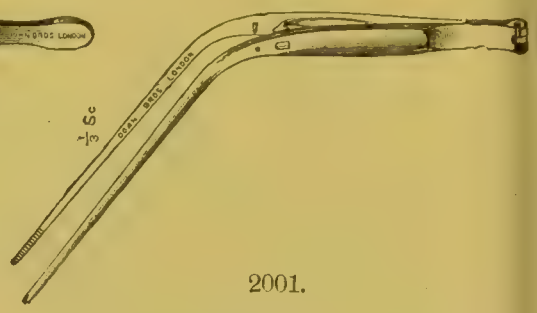

2001.

		£	s.	d.
	Forceps for Cotton Wool, etc., nickel plated,—			
2000	Böcker's cross-action Spring . . . . . each	0	8	6
2001	Lublinski's, to take apart . . . . . „	0	7	6



2002.

2002	Krause's Spring, for Posterior Nares . . . . each	0	7	6

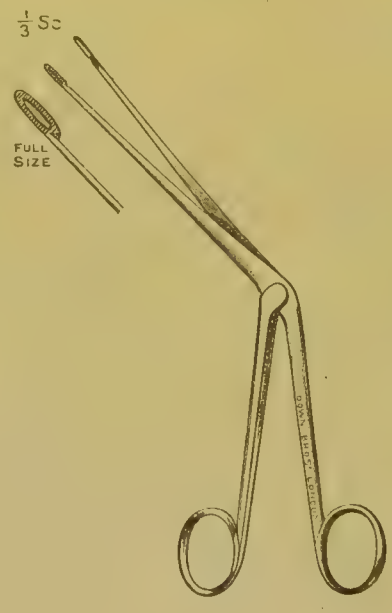

2003.

2003	Pegler's, with take-off joint . . . . . each	0	12	0

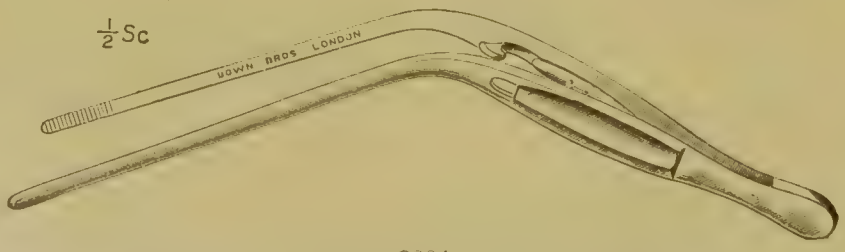

2004.

2004	Symonds' . . . . . each	0	9	6

No. **Nose Instruments,** *continued,*—

£ s. d.

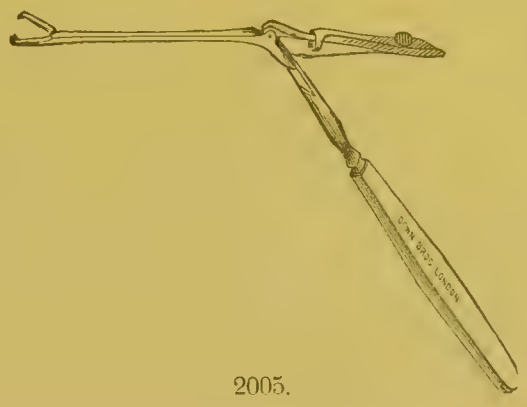

2005.

Forceps for Polypus, nickel plated,—

005 Alligator Mouth, with Slide . . . . . each 0 16 6

This instrument is used for seizing the polypus; the Snare wire is then passed over the handle to encircle the growth.

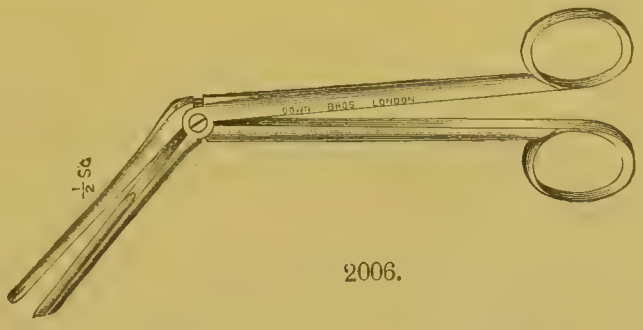

2006.

2006 Bronner's, with Scoop Mouth . . . . . each 0 8 6

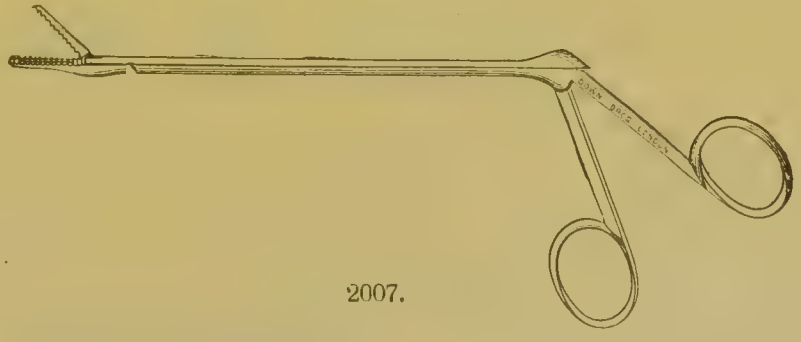

2007.

2007 Crocodile Mouth, for small polypi . . . . . each 0 13 6



2008.

2008 Curved, fine, medium, or strong . . . . . each 0 5 0

No. **Nose Instruments,** *continued*,—

£ s.



2009.

Forceps for Polypus, nickel plated, *continued*,—

2009 Curved, fine, with take-off joint . . . . . each 0 6



2010.

2010 Curved, cross action, medium or strong . . . . each 0 6

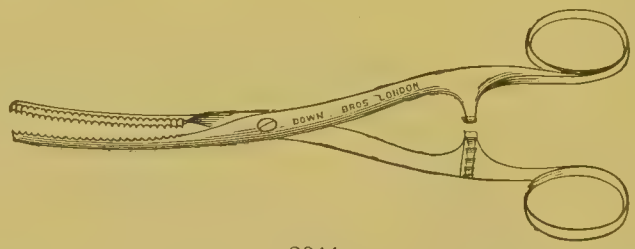

2011.

2011 Curved, with Rack, 2 sizes . . . each, 7*s*. 6*d*. and 0 8

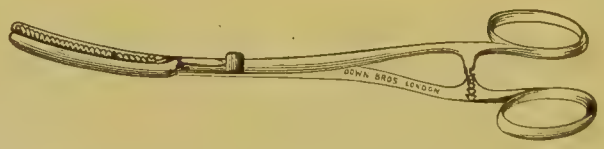

2012.

2012 Curved, with Rack and take-off joint, 2 sizes . each 9*s*. and 0 10

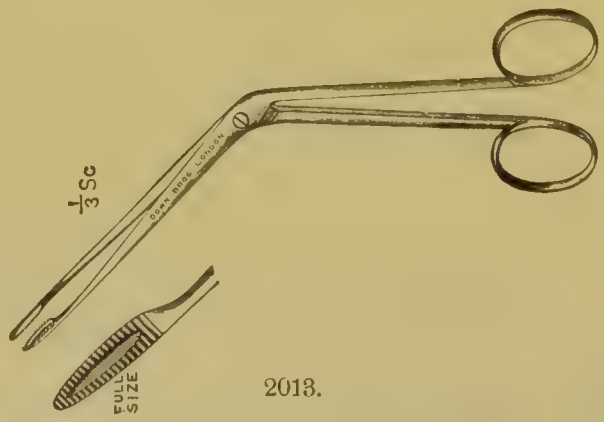

2013.

2013 Hartmann's, with screw joint . . each, 7*s*. 6*d*.; with Rack 0 9

Nose Instruments, *continued*,—

£ s. d.

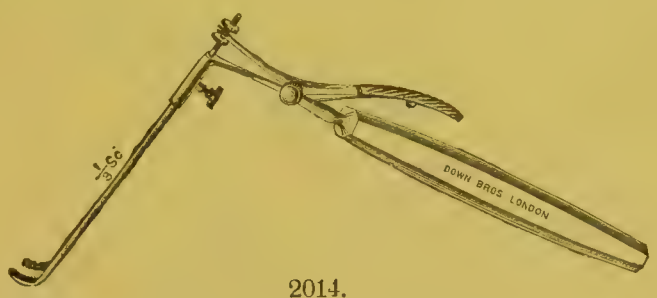

2014.

Forceps for Polypus, nickel plated, *continued*,—

014 Lennox Browne's Lever Slide . . . . . each 0 18 6

These Forceps are used to seize the base of the growth before adjusting the loop of snare.

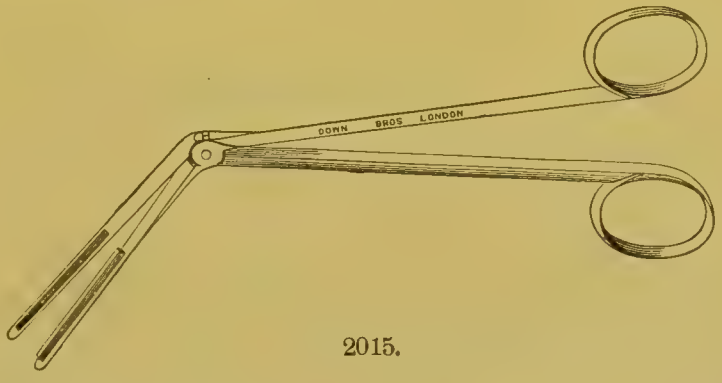

2015.

015 Mackenzie's Punch . . . . . each 0 7 6



2016.

016 Marshall's, combined with Knife . . . . . each 1 2 0

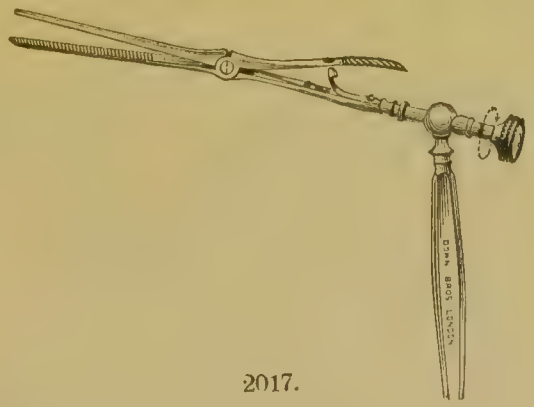

2017.

2017 Stoker's Revolving . . . . . each 0 17 6

No.

Nose Instruments, *continued*,—



2018.

Forceps for Polypus, nickel plated, *continued*,— £ *s.*

2018 Störck's, for use through mouth, improved pattern, with take-off joint . . . . . each 0 15

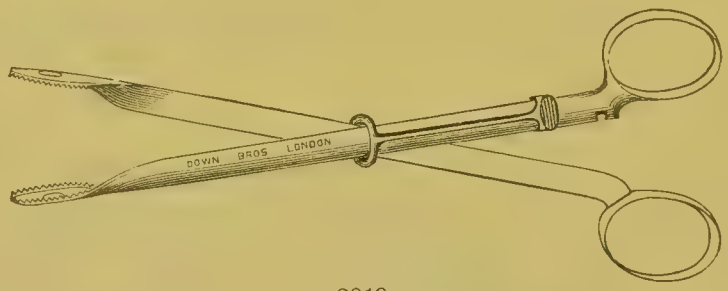

2019.

2019 Straight, strong, with Slide Catch, 2 sizes, each, 10*s.* 6*d.* and 0 11

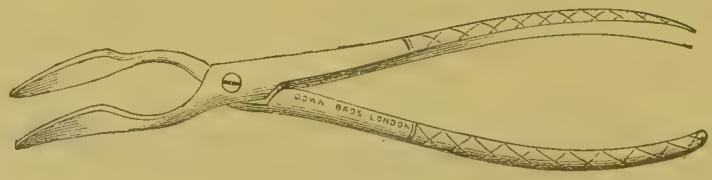

2020.

Forceps, etc., for the Septum, nickel plated,—

2020 Adams', for forcibly straightening . . . . . each 0 9

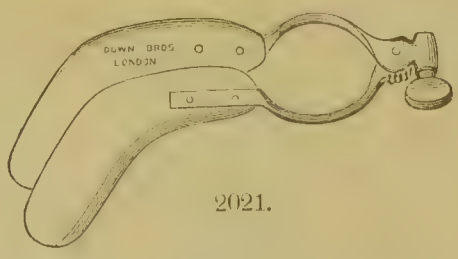

2021.

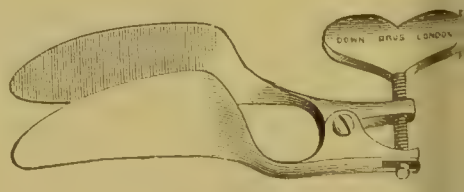

2022.

2021 Adams' Truss or Clamp, with screw adjustment and ivory blades . . . . . each 0 12

2022 Ditto, ditto, with metal blades . . . . . „ 0 7

No. **Nose Instruments,** *continued.*



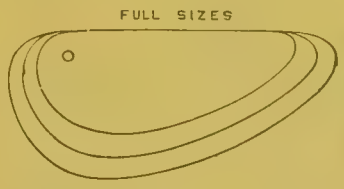

2023.

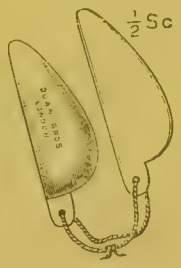

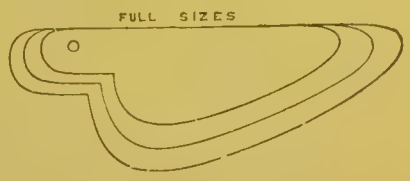

2024.

		£	s.	d.
	Forceps, etc., for the Septum, nickel plated, *continued,*—			
023	Adams' ivory plates, 3 sizes . . . . . per pair	0	5	0
024	Ditto, 3 sizes . . . . . ,,	0	5	0



2025.

025	Asch's Forceps . . . . . each	0	15	6
	Ditto, Scissors (*see page* 482).			

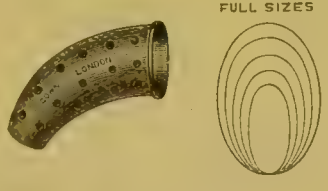

2026.

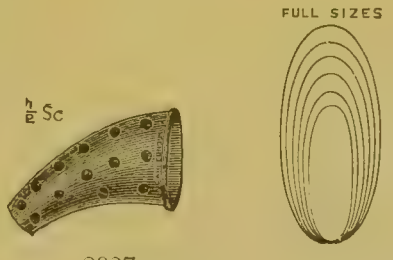

2027.

026	Asch's Splints, 5 sizes . . . . . each	0	2	3
027	Mayer's ditto, 6 sizes . . . . . ,,	0	2	3

These illustrations represent the exact dimensions of the anterior openings of the Asch and Mayer Nasal Splints. They all taper proportionately to the posterior end and graduate in length from 1 to 1½ inches.



2028.

028	Kyle's Splints, malleable metal, in 5 sizes . . . each	0	2	3

No. **Nose Instruments,** *continued,*—

£ s. d

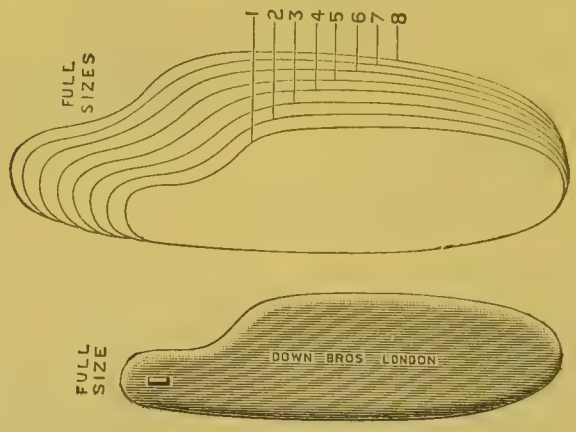

2029.

Forceps, etc., for the Septum, nickel plated, *continued,*—

2029 Lake's Splints, india-rubber, in 8 sizes . . . per doz. 0 8 (

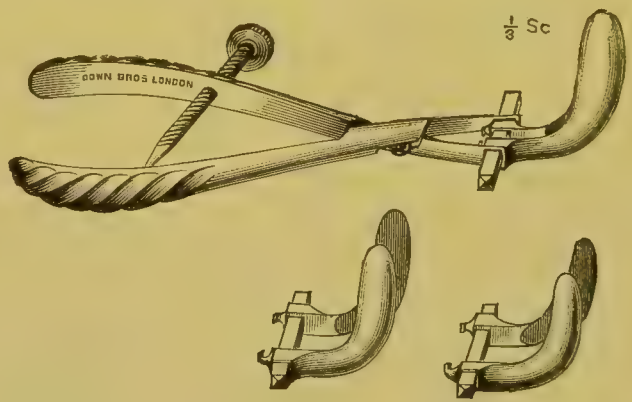

2030.

2030 Delstanche's Clamps, consisting of set of 3 sizes, with removable Forceps handle . . . . . per set 1 7 (



2031.

2031 Downie's Forceps . . . . . each 0 12 (

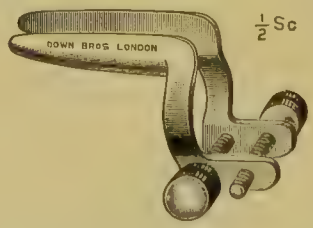

2032



2033.

2032 Dundas Grant's Truss or Splint . . . . . each 0 9 (

2033 Ditto, vulcanite Tubes (these can be cut to shape and length), per doz. 0 10 (

No. **Nose Instruments,** *continued,*—

£ s. d.

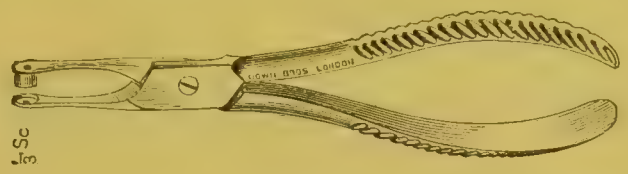

2034.

Forceps, etc., for the Septum, nickel plated, *continued,*—

034 Rupprecht's Excising Forceps . . . . . each 0 14 6



2035.

035 Smith's Punch Forceps . . . . . each 0 13 6

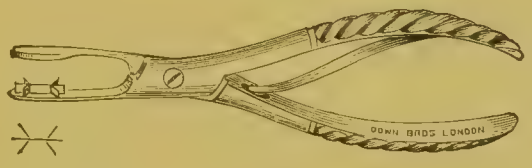

2036.

036 Steele's Starring Forceps . . . . . each 0 14 0



2037.

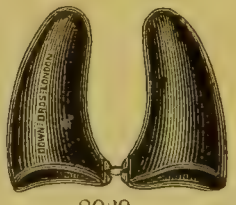

2039.

037 Walsham's, for forcibly straightening . . . . each 0 10 6
038* Ditto, with joint to take apart . . . . . „ 0 12 6
039 Walsham's vulcanite Nose Plugs . . . . per pair 0 2 6

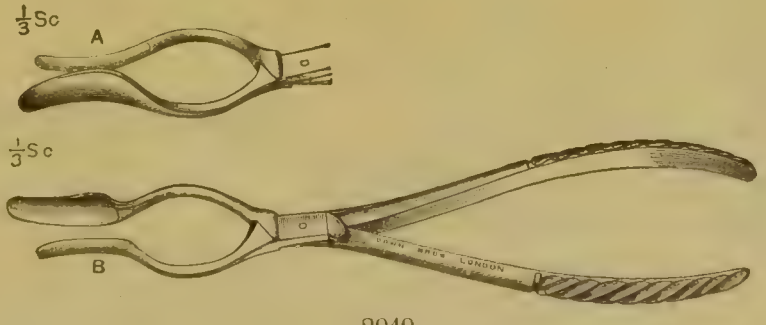

2040.

040 Walsham's improved Forceps, for forcibly straightening, right (A) and left (B), with take-off joints . . . each 0 14 6

* The items marked thus * are not illustrated.

No.

Nose Instruments, *continued*,—

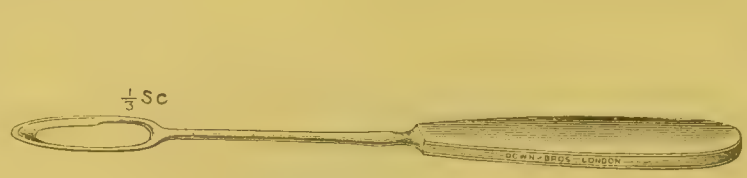

2041.



2042.

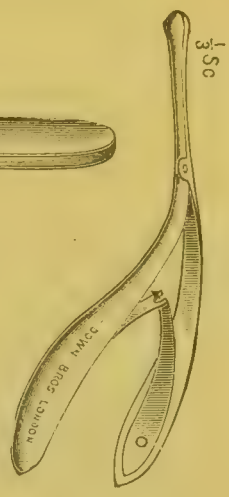

2043.



2044.

		£	s.	d.
	Moure's Instruments for deviations of the Septum, nickel plated,—			
2041	**Knife**, for removing spurs . . . . . each	0	8	6
2042	**Scissors**, for cutting the septum . . . . . „	0	16	6
2043	**Bi-valve Dilator** . . . . . „	0	9	6
2044	**Metal Splints** . . . . . per pair	0	10	6

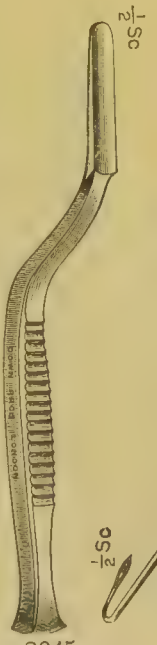

2045.

Having made two incisions in the septum, the one along the floor of the nasal fossa, and the second at an acute angle to it, the Metal Splint is introduced; one side of this splint is rigid and the other side made of malleable metal, and is readily moulded to desired form by means of the dilator, as shown in the sketch.

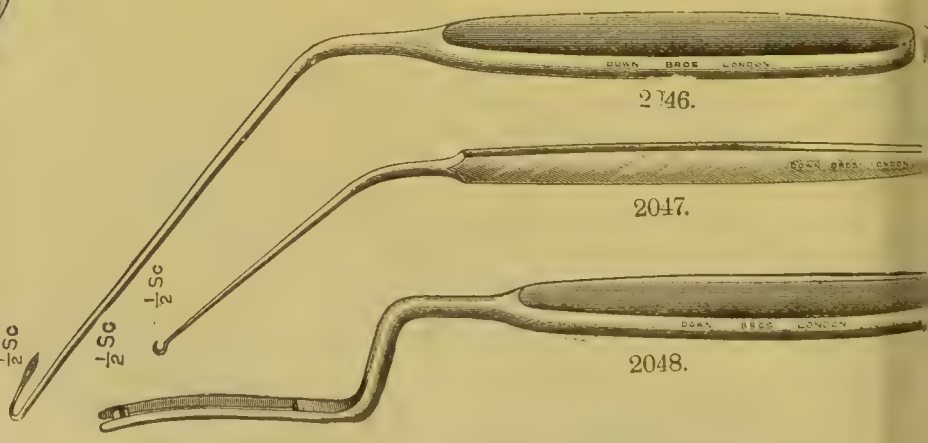

2046.

2047.

2048.

		£	s.	d.
	Killian's Instruments for submucous operation on Septum, solid forged, nickel plated,—			
2045	Gouge, with crank bend . . . . . each	0	6	6
2046	Needle . . . . . „	0	6	6
2047	Hook . . . . . „	0	4	6
2048	Curette (sometimes called a knife) . . . . . „	0	9	6

No.

Nose Instruments, *continued,—*

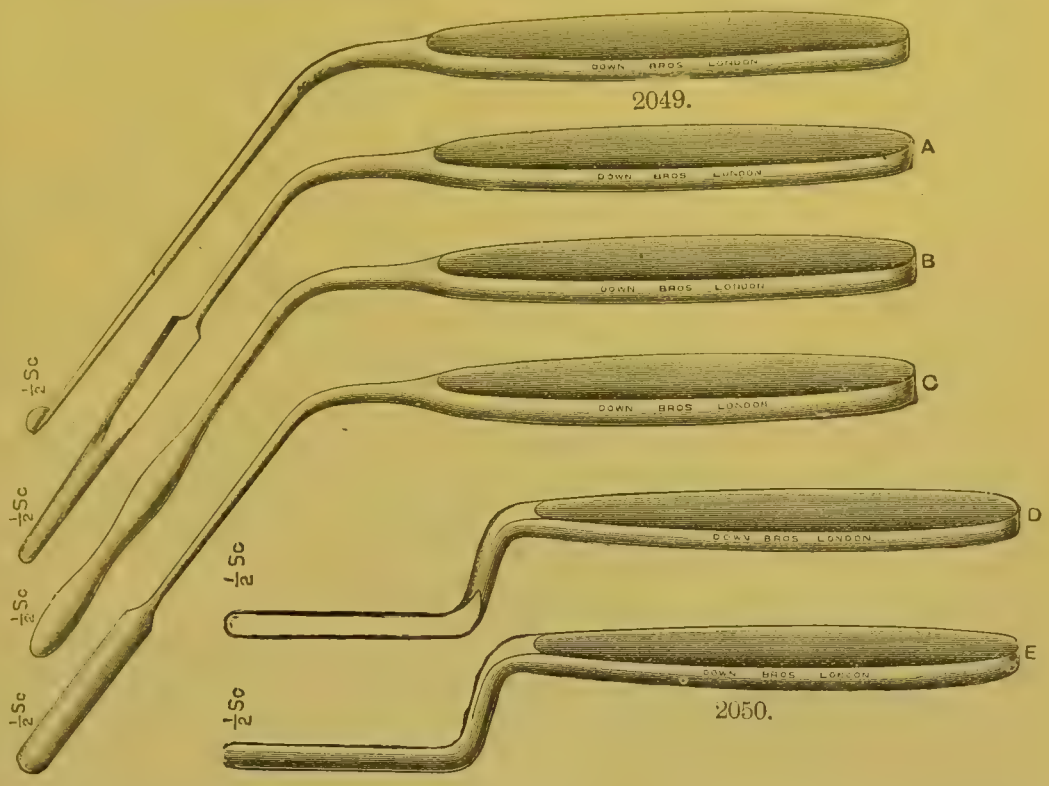

2049.

2050.

		£	s.	d.
	Killian's Instruments for submucous operation on Septum, solid forged, nickel plated, *continued,—*			
2049	Knife . . . . . each	0	7	6
2050	Raspatories, 5 models, A to E . . . . . „	0	6	6



2050*a*.

2050*a*	Ballinger's modification of Killian's Curette, the cutting end made to revolve . . . . . each	0	10	6



2051.

	Forceps for Turbinated Bone, etc., nickel plated,—			
2051	Delevan's (used also for ethmoidal cells) . . . . each	0	19	0

No. **Nose Instruments,** *continued,*— £ s. d.

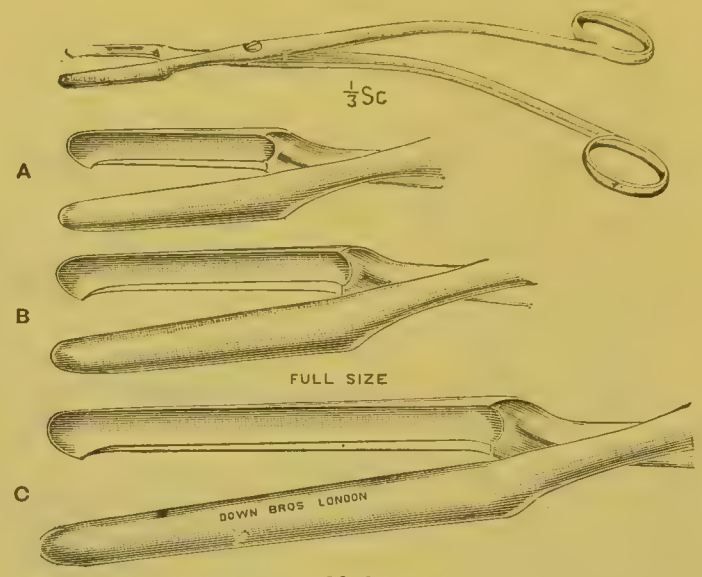

2052.

Forceps for Turbinated Bone, etc., nickel plated, *continued,*—

2052 Doyen's, for Lower Turbinates and Polypi of the more remote parts of Nasal Cavity, straight, with cutting edges, in 3 sizes . . . . . each 0 14 6

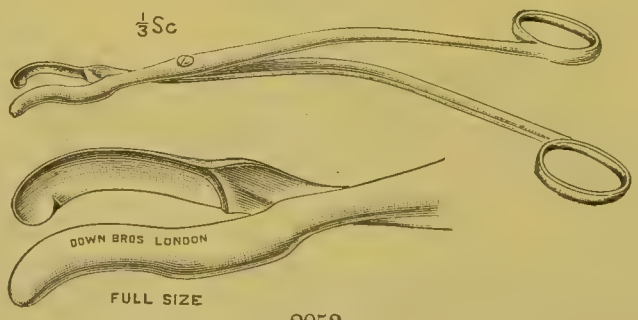

2053.

2053 Doyen's, curved, with cutting edges . . . . each 0 16 6

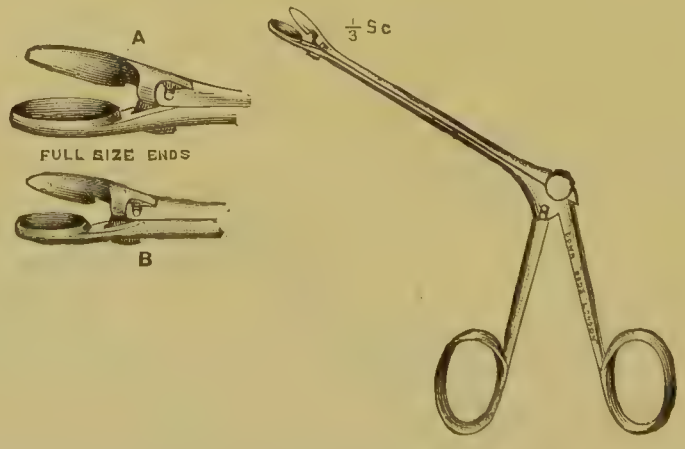

2054.

2054 Grünwald's, in 2 sizes, A and B . . . each 1 7 6

No. **Nose Instruments,** *continued,*— £ s. d.

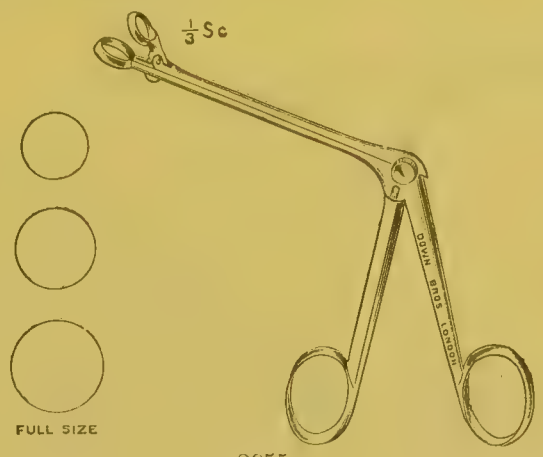

2055.

Forceps for Turbinated Bone, etc., nickel plated, *continued,*—

2055 Hartmann's Conchotomes, in 3 sizes . . . . each 1 3 6

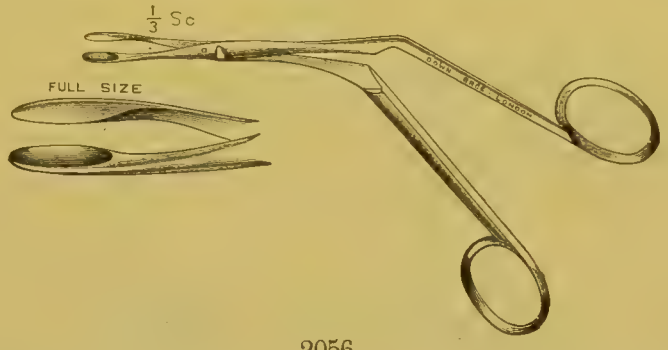

2056.

2056 Heymann's, with take-off joint . . . . . each 0 10 6
2057* Ditto, with screw joint . . . . . ,, 0 9 0

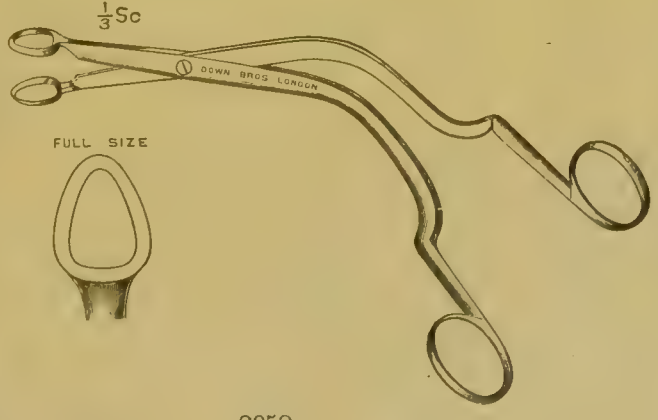

2058.



2060.

2058 Luc's . . . . . each 0 17 6
2059* Ditto, Hill's modification, 2 sizes . . . . . ,, 0 17 6
2060 Quinland's . . . . . ,, 1 2 6

* The items marked thus * are not illustrated.

No. **Nose Instruments,** *continued,*— £ s. d.

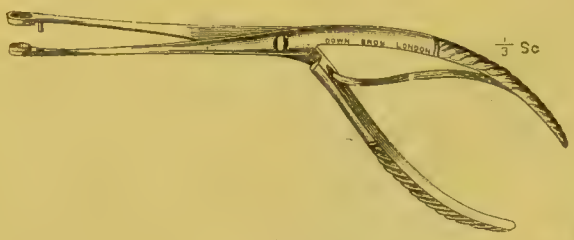

2061.

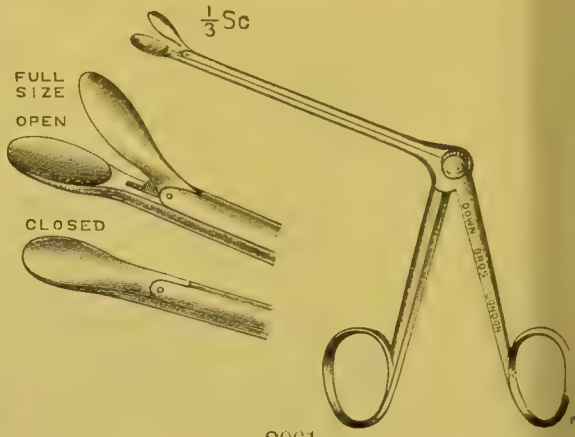

2061*a*.

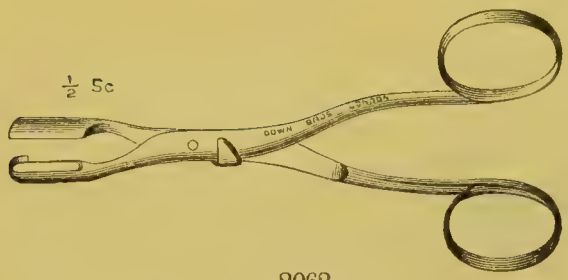

2062.

Forceps for Turbinated Bone, etc., nickel plated, *continued,*—

2061	Symonds' Fine Cutting	each	0 16	6
2061*a*	Watson Williams'	,,	1 4	6
2062	Weir's Punch Cutting	,,	0 12	6



2063.

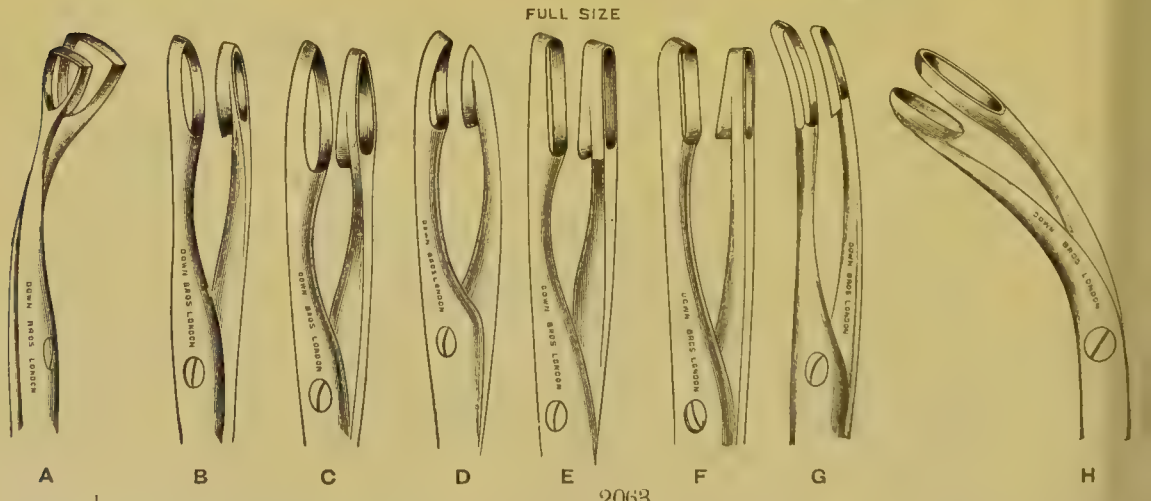

2063.

2063	Woakes' Punch Cutting, 8 patterns, A to H . . .	each	0 12	6
2064*	Ditto, with take-off joints	,,	0 14	0

Frontal Sinus Instruments (*see pages* 499–502).

Galvanic Cauteries, etc. (*see pages* 1054–1056).

* The items marked thus * are not illustrated.

No. **Nose Instruments,** *continued,*— £ *s.* *d.*



2065.

Gouges, etc., nickel plated,—

2065 Asch's (for breaking up adhesions between Septum and Turbinated Body) . . . . . each 0 5 6

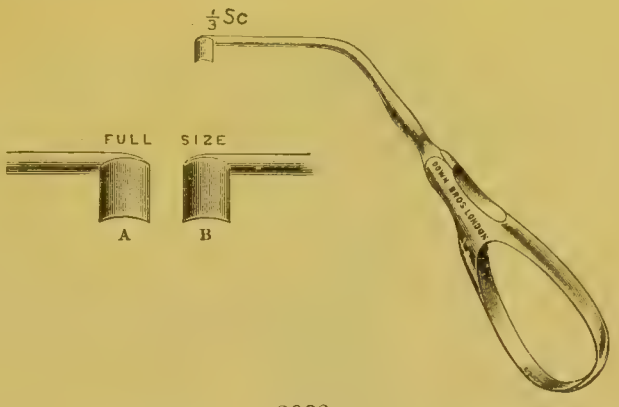

2066.

2066 Macdonald's, curved to right and left (A and B) . . each 0 7 6

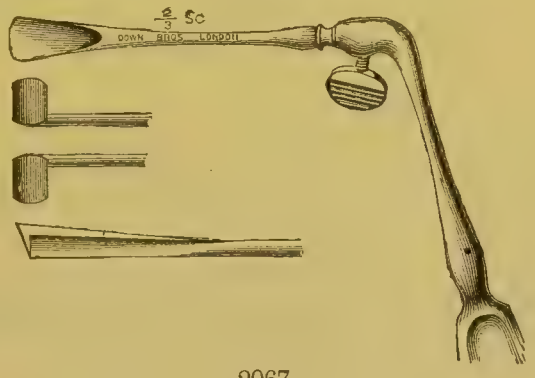

2067.

2067 Macdonald's, set of 4, with metal handle . . . per set 0 14 6

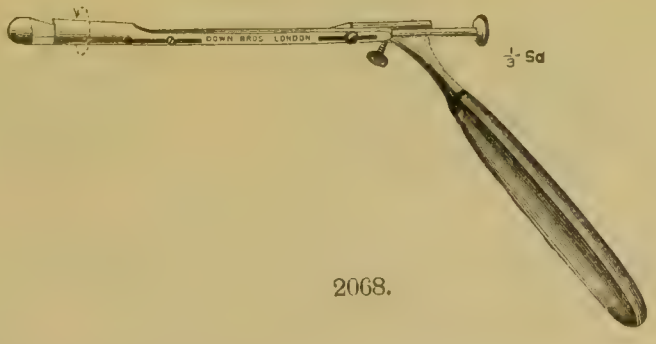

2068.

2068 Schötz's, set of 2, right and left, with metal handle . per set 1 2 0

No. **Nose Instruments,** *continued,*— £ s. d.

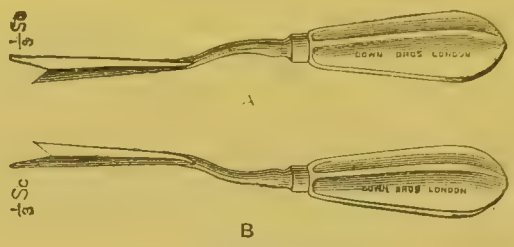

2069.

Gouges, etc., nickel plated, *continued,*—

2069 Woakes' Ploughs, right (A) and left (B), metal handles each 0 6 9

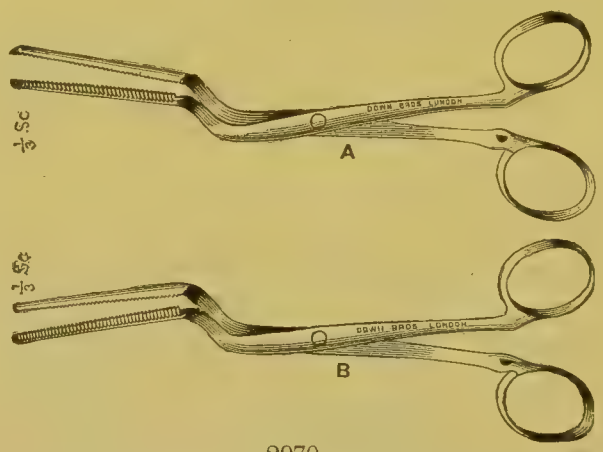

2070.

2070 Woakes' Forceps Guides, for use with ploughs, right and left, each 0 10 6



2071.

2071 **Hooks,** Baber's, for seizing polypus and holding while wire is passed . . . . . each 0 2 6

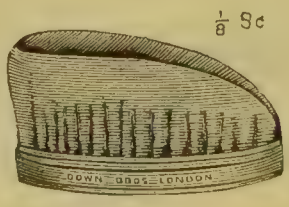

2072.



2072*a*.

India-rubber Head Caps, for use in operations for Adenoids, etc.,—

2072 Cap shaped, in 2 sizes . . per doz., small, £2 5*s.*; large 2 8 0
2072*a* Circular „ . . „ small, £1; large 1 1 0

No. **Nose Instruments,** *continued,*—

£ s. d.

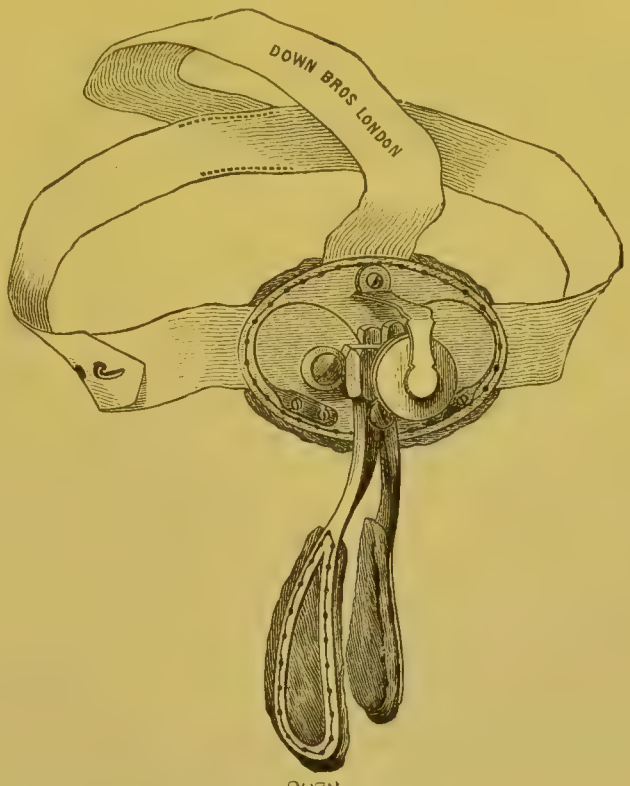

2073.

Instruments for Deformity of Nose, nickel plated (and for use after forcible straightening),—

2073 Screw Instrument, for constant wear . . . . each 2 5 0

In ordering this apparatus, sketch should be sent, giving front and side views of the nose.

2074* Apparatus, with metal Headbands and Pads, with ball and socket action, adjustable to each side of nose, as made for Sir H. Howse and Mr. Lane . . . . . from 3 3 0

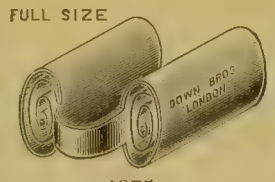

2075.

Inspirators, for liquid medicants,—

2075 Feldbausch's . . . . . per pair 0 2 6

Ditto, with bottle in case for the pocket 0 3 6

These are made of aluminium, very light, and can be bent to adjust to each patient. The medicant is dropped on to the roll of absorbent paper.

Insufflators, for Powders (*see pages* 354–356).

* The items marked thus * are not illustrated.

No. **Nose Instruments,** *continued*,— £ s. d.

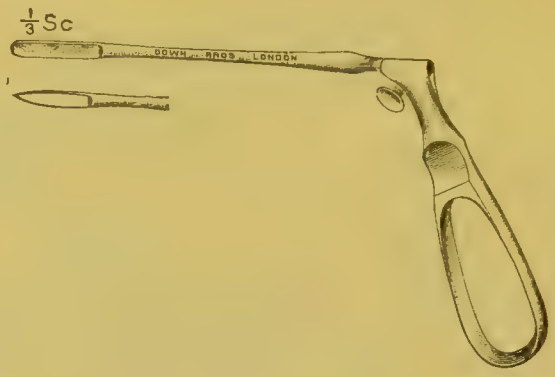

2076.

Knives, etc., nickel plated (all except blades),—

2076 Beckmann's, set of 2 fitting one metal handle . . per set 0 10 6
Ditto, ditto, fitted in aseptic metal case, complete . . 0 18 9

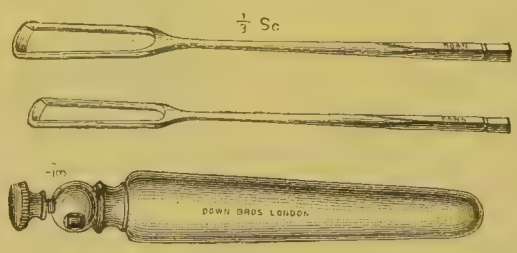

2077.

2077 Carmalt-Jones' Spokeshave, with 2 blades and metal handle 1 2 0
If fitted in wooden case, 5*s.* 6*d.* extra.

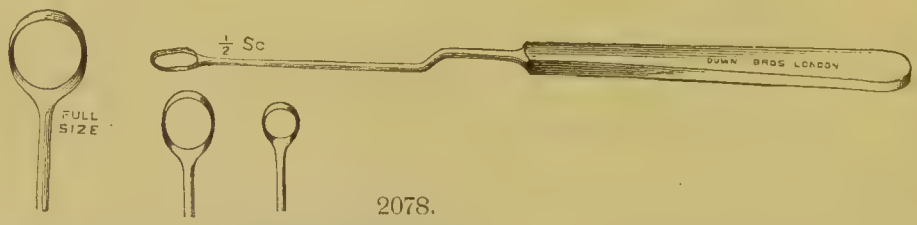

2078.

2078 Chappell's Ring Knife, solid forged, 3 sizes . . . each 0 8 0

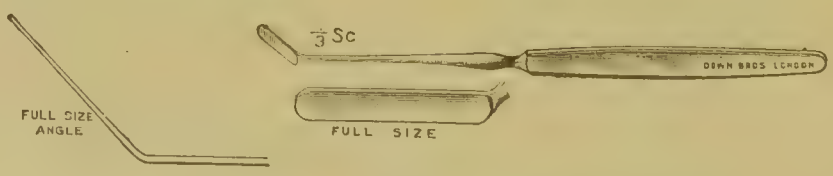

2079.

2079 Hajek's, curved to the right . . . . . each 0 5 0

Nose Instruments, *continued*,—

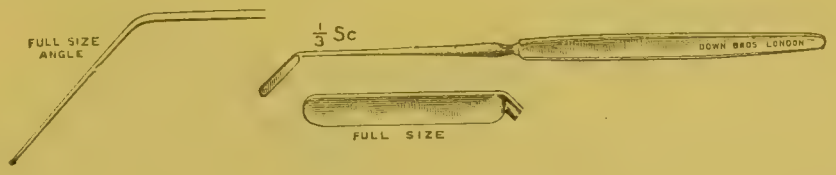

2080.

		£	s.	d.
	Knives, etc., nickel plated (all except blades), *continued*,—			
80	Hajek's, curved to the left . . . . . each	0	5	0



2081.

81	Hajek's, straight . . . . . each	0	4	6



2082.

082	Hunt's (suggested by Dr. Middlemass Hunt, Laryngologist, Royal Infirmary, Liverpool) . . . . . each	0	8	6



2083.

083	Macdonald's . . . . . each	0	5	0



2084.

084	Pegler's, for operation to overcome encroachments on vestibular area . . . . . each	0	5	3



2085.

2085	Pegler's, wedge-shaped, for the Septum . . . each	0	6	6

No. **Nose Instruments,** *continued,*—



2086.

Palate Levers,—

£ s.

2086 Mark Hovell's, with silver Loop, each, without handle, 5*s.*; with metal handle 0 7



2087.

2087 White's, of Philadelphia, as used by Mr. Cresswell Baber, with silver Loop . . . . . each 0 10

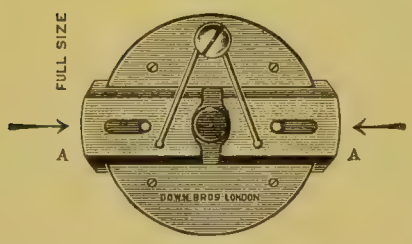



2088.

Paraffin Syringes,—

2088 Middleton Greig's (10 c.c.), of metal throughout, with metal piston, covered with India-rubber. The push action of the piston is convertible into a rapid screw action by pressing on the spring slides in the cap, £1 11*s.*; in metal case 1 15 0

Extract from the "Quarterly Medical Journal," August, 1903.
Mr. D. M. Greig, C.M., F.R.C.S., Ed., Dundee, writes:—

I have had constructed for me by Down Bros., a modification of Eckstein's syringe for the injection of paraffin in sunken noses, etc., which I think will be found an improvement on the original, and which I can specially recommend for beginners and those who seldom have the opportunity of practising this kind of work. The syringe is of solid metal with screw-on nozzles, and is all cased in rubber. When the syringe, thoroughly heated, is filled with paraffin, it is found to keep in a fluid state for about five minutes in a warm room, thus giving plenty of time to carry out even a delayed operation. In all such operations the difficulty is the tendency the paraffin has to solidify in the lumen of the needle, the unrubbered metal point of which is rapidly cooled to the body temperature on being introduced under the skin. When this occurs the

No.

Nose Instruments, *continued*,—

reverse of the Bramah press is formed and enormous force is required to expel the trifling plug from the needle. This I have overcome by having the piston rod cut with a screw thread. On the top plate of the cylinder there are two plates (A, A) running in grooves, and kept apart by a spring. The adjacent ends of these plates are cut to fit the thread of the screw on the piston rod. When the plates are apart the piston can be worked as an ordinary syringe, but if the needle becomes blocked and it is necessary to apply force to the contents of the cylinder, the plates (A, A) are approximated by the finger and thumb of the left hand; the piston can then be screwed into the cylinder instead of being pushed, and much greater pressure applied, the plug of solidified paraffin is thus easily forced out.



2089.

		£	s.	d.
	Paraffin Syringes, *continued*,—			
2089	Paget's (10 c.c.), of metal throughout, with metal piston, covered with India-rubber sheath, 13*s.* 6*d.*; in metal case .	0	17	6

Paraffin for Injection.

MELTING POINTS, 110°, 111°, 115°, 136° FAHR.

In 2 oz. packets	per packet	0	0	9
In 1 lb. packets	"	0	2	6

Powder Insufflators (*see pages* 354–356).



2090.

Probes (*see also pages* 295–296),—

2090 Baber's . . . . . each 0 1 6



2091.

2091 Barclay Baron's silver, ... each 0 5 6

No. **Nose Instruments,** *continued,*— £ s.



2092.

Probes, *continued,*—

2092 Bronner's, for applying medicated cotton wool, with 2 ends (the metal handle screws off, leaving the probe with wool in the nostril) . . . . . each 0 3



2093.

2093 Downie's, with metal handle . . . . . each 0 2



2094.

2094 Macnaughton Jones' . . . . . each 0 7 0

Extracted from the "Lancet," August 12, 1893.

The probe here figured is in part a modification of that of Bosworth's in its flat end, which, however, is serrated to within a short distance of its extremity. The other end terminates in a bulb which is smooth, the circular shank being traversed by a screw. Its serrations and those of the Bosworth's end serve to hold the cotton wool tightly when used either for application to, or exploration of, the nasal passages. Either end may be curved at will, but it is better not to do this if the appliance is carried in the pocket case, into which it readily fits when closed. The bulb end is convenient in diagnosis and exploration. The flat extremity is also useful for this purpose, but more especially for making applications, as those of chromic or acetic acid, nitrate of silver, cocaine, etc., in the contracted space between the turbinate bodies or between these and the septum. Having used this probe—first made for me by Messrs. Down Bros.—for some few years, I can testify to its extreme convenience and utility.

H. Macnaughton Jones, Harley Street, W.

No. **Nose Instruments,** *continued,*— £ *s. d.*



2095.

Probes, *continued,*—

2095 Pegler's, with serrated end for cotton wool . . . each 0 2 6

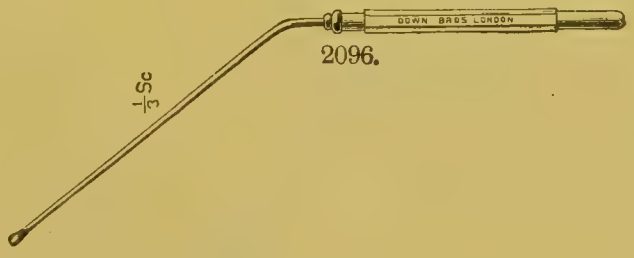

2096.



2097.

2096 Troeltsch's Angular, with metal handle . . . . each 0 2 6
2097 Ditto, crank bend, with metal handle . . . . „ 0 2 6



2098.



313.

Raspatories, nickel plated,—

2098 Asch's . . . . . each 0 5 0
313 Macdonald's . . . . . „ 0 5 0

No. **Nose Instruments,** *continued,*— £ s.

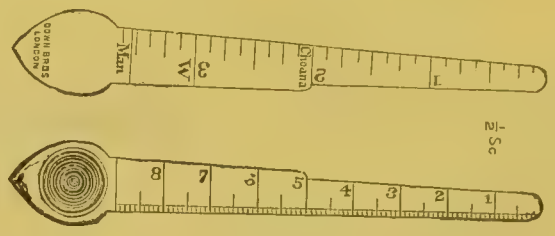

2100.

Rhinometer,—

2100 Blake's . . . . . each 0 5

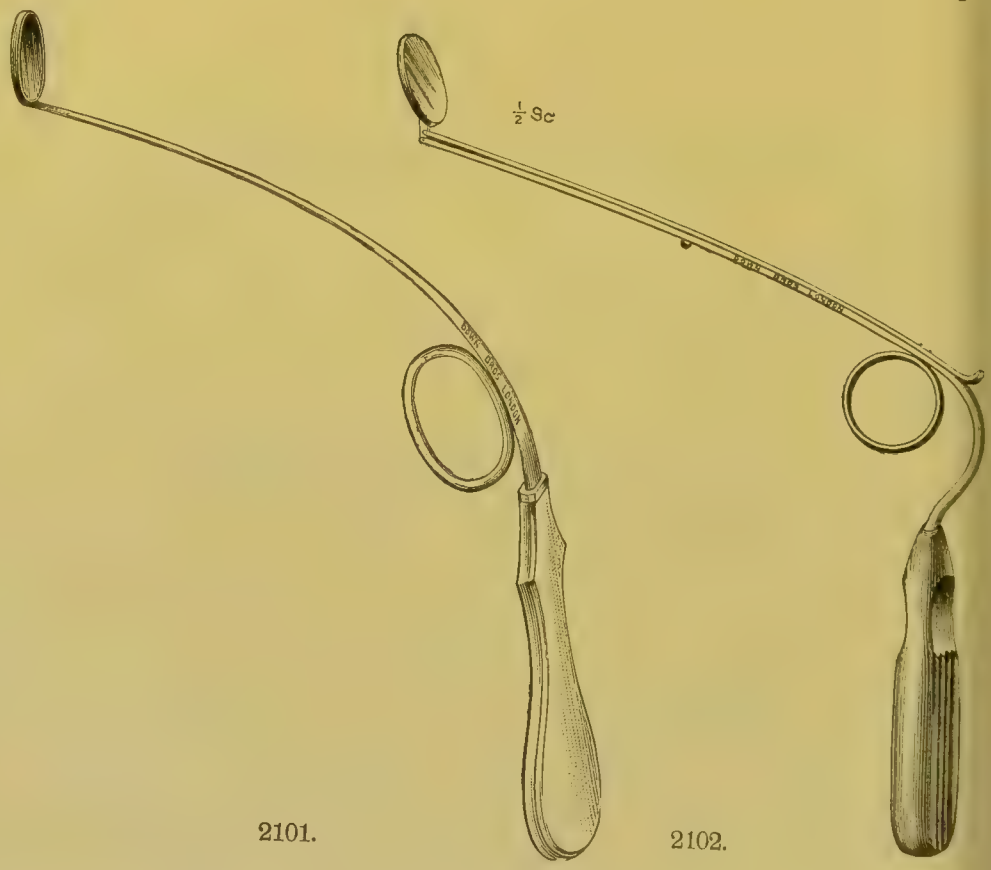

2101. 2102.

Rhinoscopic Mirrors, with metal handles,—

2101 Baxt's . . . . . each 0 5 6
2102 Frankel's . . . . . „ 0 9 6

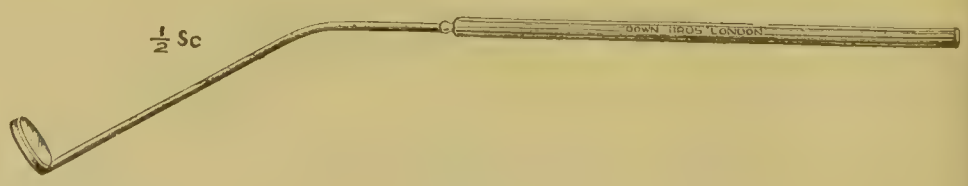

2103.

2103 Greville Macdonald's (as used at Guy's) . . . . each 0 4 6

No. **Nose Instruments,** *continued,—*

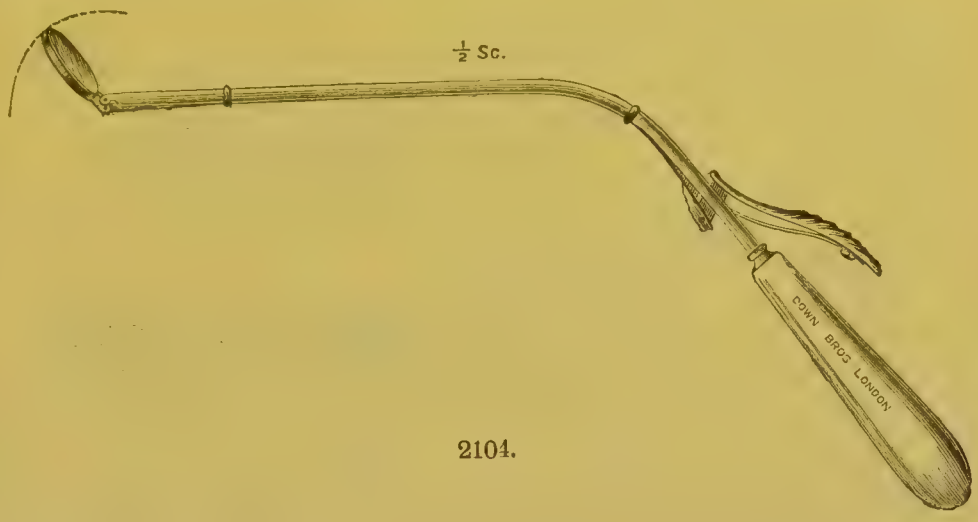

2104.

£ *s.* *d.*

Rhinoscopic Mirrors, with metal handles, *continued,—*

2104 Michel's . . . . . each 0 11 6

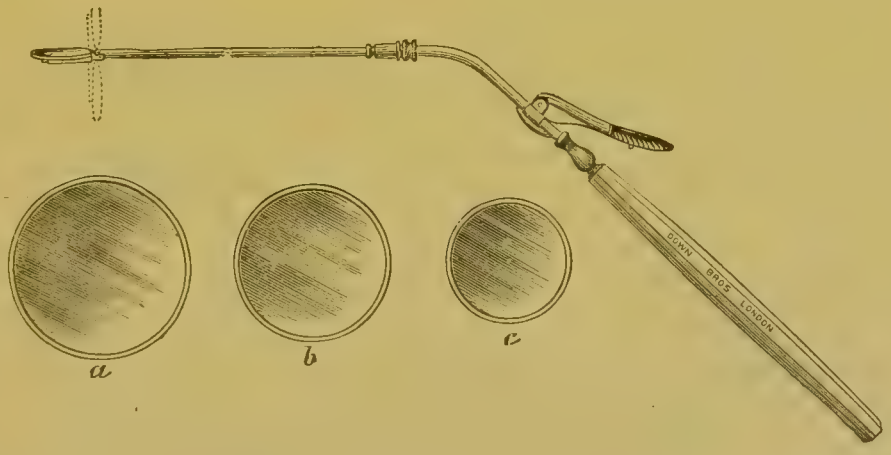

2105.

2105 Revolving, with Mirrors of 3 sizes . . . . . each 1 3 0

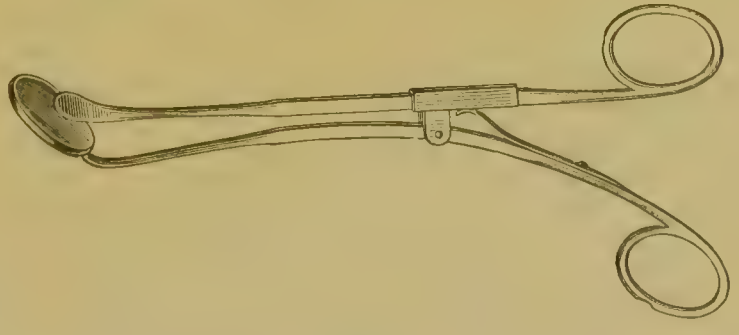

2106.

2106 Störck's, with Palate Lever . . . . . each 0 7 6

No.

Nose Instruments, *continued*,—

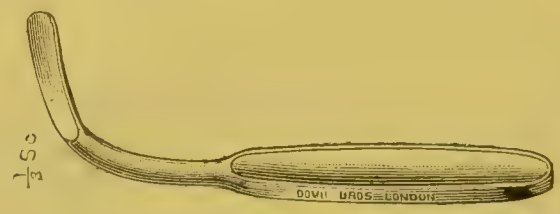

2107.

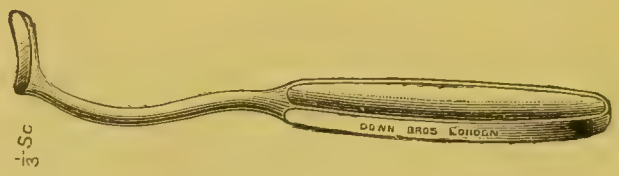

2108.

Rugines for Post-Nasal Polypi, forged entirely out of solid, and nickel plated,—

		£	s.	d.
2107	Doyen's, Curved . . . . . each	0	9	
2108	Ditto, Double Curved . . . . . „	0	10	

The Rugines are of two patterns; the curvature of both has been carefully calculated. With these the largest post-nasal polypi may be detached from the basilar process in a few moments, rendering simple what has hitherto been considered one of the most troublesome operations in surgery.



2109.

Saws, with metal handles, nickel plated, all except blades,—

		£	s.	d.
2109	Baber's . . . . . each	0	6	0

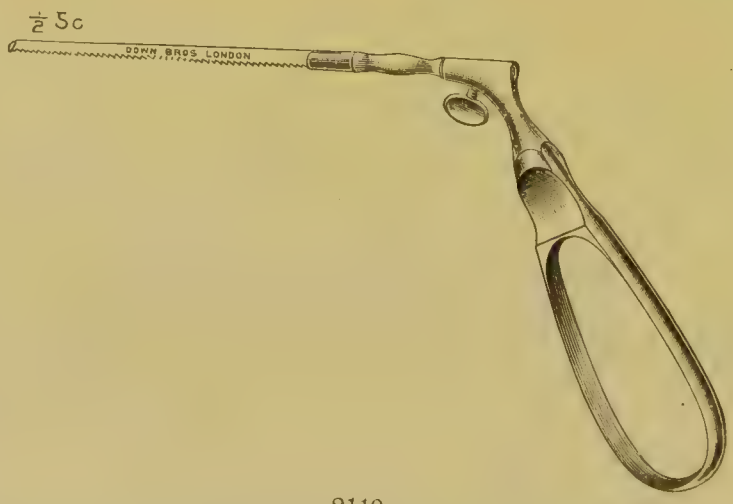

2110.

2110	Beckmann's, to fix in any direction, in metal handle, with spare blade . . . . . each	0	13	6

No.

Nose Instruments, *continued*,—

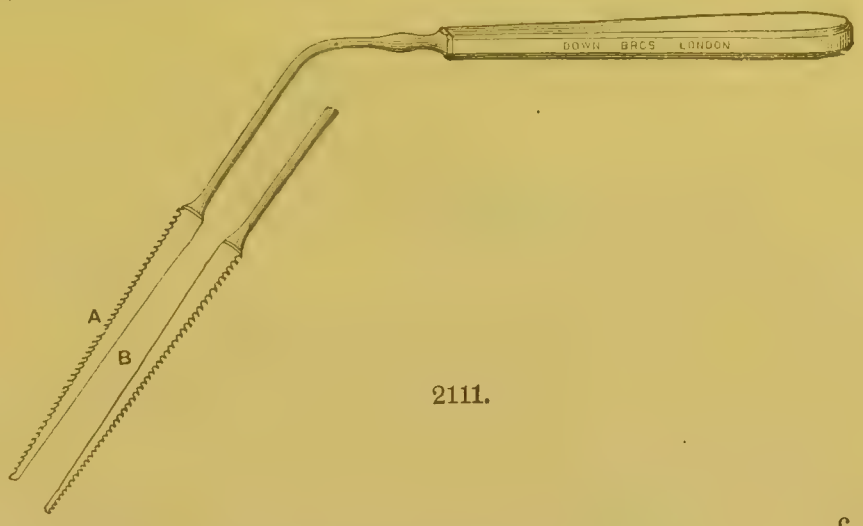

2111.

£ *s.* *d.*

Saws, with metal handles, nickel plated, all except blades, *continued*,—

2111 Bosworth's, for cutting upwards (A), each, 7*s.*; downwards (B) 0 7 0

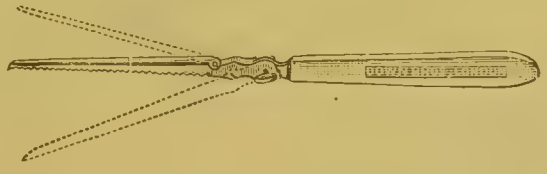

557.

557 Hunter Mackenzie's, to fix at any angle . . . . each 0 12 6

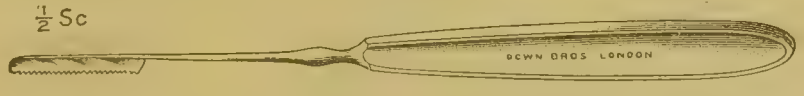

2112.

2112 Woakes', fine straight . . . . . each 0 7 0



2113

2113 Woakes', solid forged, for cutting upwards, each, 7*s.*; downwards 0 7 0

No. **Nose Instruments,** *continued*,— £ s.

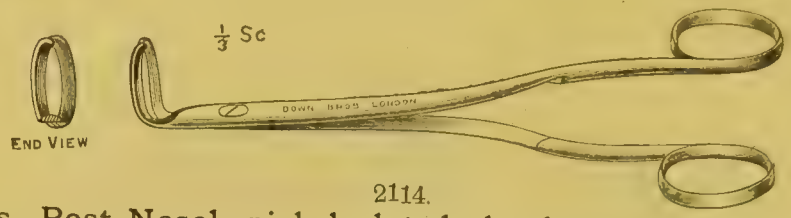

2114.

Scissors, Post-Nasal, nickel-plated shanks,—

2114 Cordes', for removing tags after operating with Curette . each 0 16



2115.

Scissors, Septum, nickel-plated shanks,—

2115 Asch's, for Septum (with spring between handles) . . each 0 18

A pair of strong cartilage Scissors: one blade for introduction into obstructed nostril, the other a cutting blade of curved wedge shape; the shanks curved outwards so as to admit of closing without interfering with the columnæ.

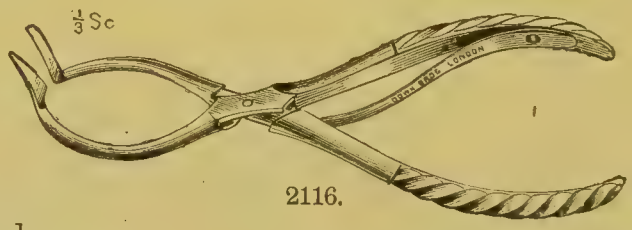

2116.

2116 Asch's Curved . . . . . each 1 1 0

Moure's (*see page* 464).

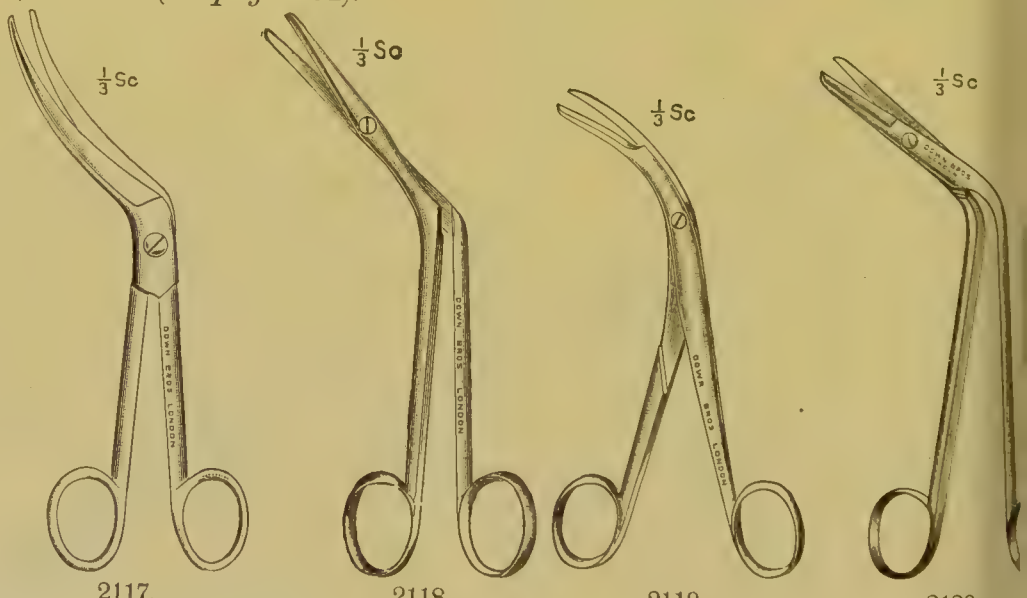

2117. 2118. 2119. 2120.

Scissors, Turbinotomy,—

2117	Beckmann's	each	0 8	6
2118	Heymann's	„	0 7	0
2119	Panza's	„	0 8	6
2120	Symonds'	„	0 7	6

No.

Nose Instruments, *continued,*—

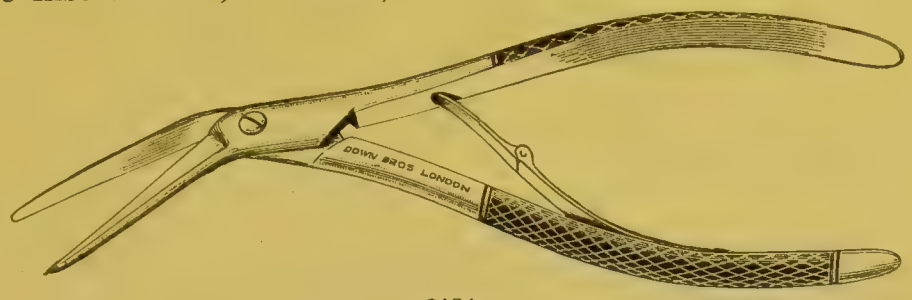

2121.

£ *s.* *d.*

Scissors, Turbinotomy, nickel-plated shanks, *continued,*—

2121 Woakes' Angular . . . . . each 0 14 0

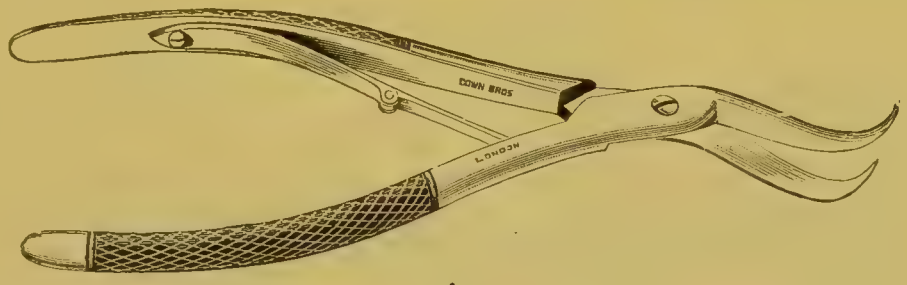

A



B

2122.

2122 Woakes' Curved, right (A) and left (B) . . . . each 0 15 6

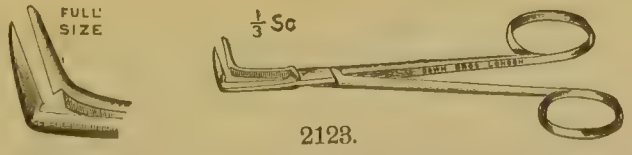

2123.

Scissors for Vestibular Dislocation of Septum, nickel-plated shanks,—

2123 Pegler's . . . . . each 0 15 6

No. **Nose Instruments,** *continued*,— £ s.

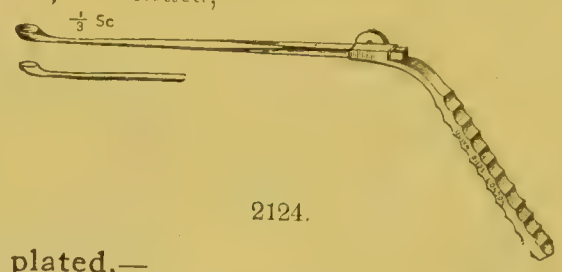

2124.

Scoops, nickel plated,—

2124 Mackenzie's Set of 2, with metal handle 0 15



2125.

Snares, etc., nickel plated,—

2125 Blake's . . . . . .each 0 7 (

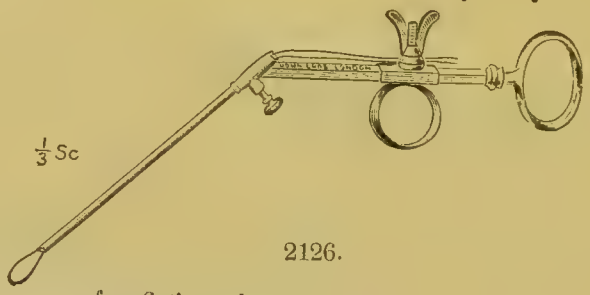

2126.

2126 Blake's, with screw for fixing the wires . . . . .each 0 9 (

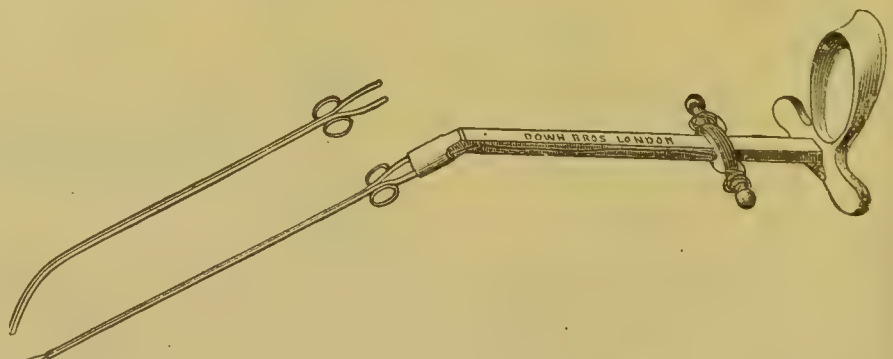

2127.

2127 Bryant's . . . . . .each 1 5 0

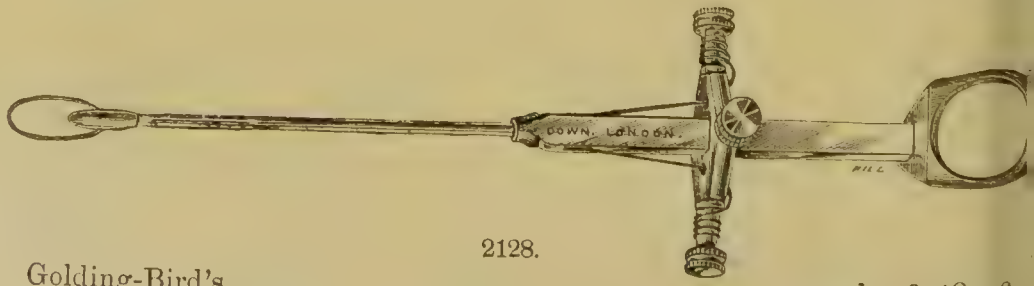

2128.

2128 Golding-Bird's. . . . . .each 0 18 6

Spare Snare Wire, 6*d.* per hank.

No. **Nose Instruments,** *continued,*—

£ s. d.

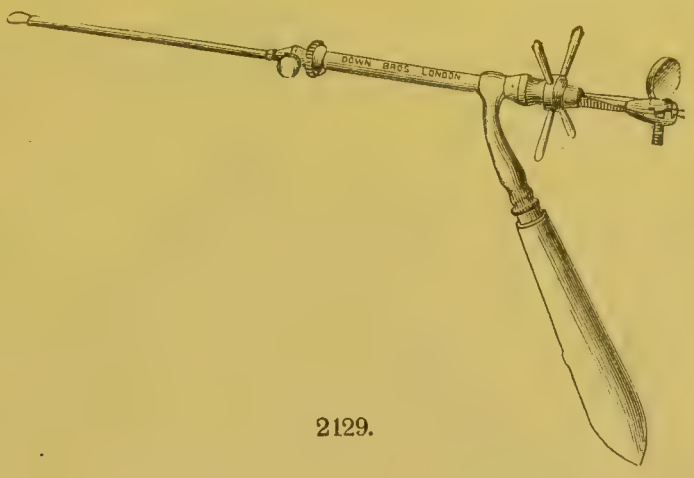

2129.

Snares, etc., nickel plated, *continued,*—

2129 Greville Macdonald's . . . . . each 1 15 0

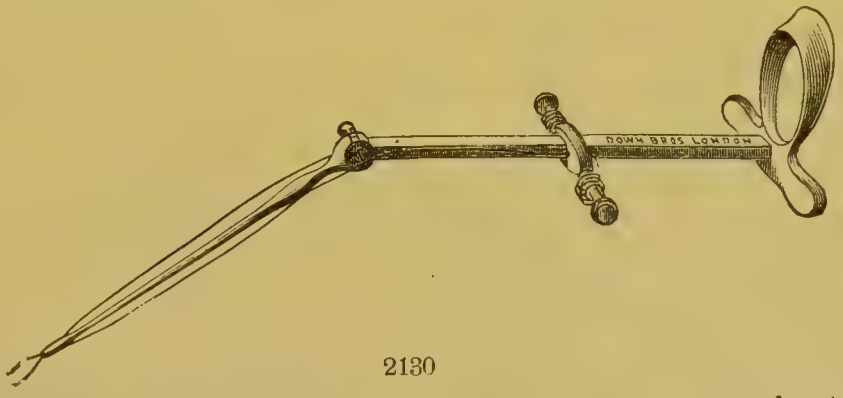

2130

2130 Hilton's, to fix at any angle . . . . . each 1 1 0

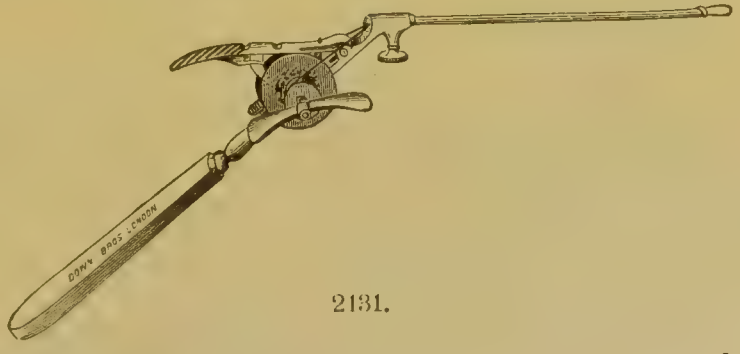

2131.

2131 Hovell's modification of Mackenzie's Rack Polypus Snare, each 1 12 6

The modification consists of :—

1. The bar at side connected with the axle for tightening the wire when additional power is required.
2. The extra large inner flange to prevent the wire catching in the rack.
3. The small binding screw to fix the revolving canula in any position.
4. The adoption of a movable end.
5. A shoulder on the pawl to prevent its being forced off the ratchet.

No. **Nose Instruments,** *continued*,—

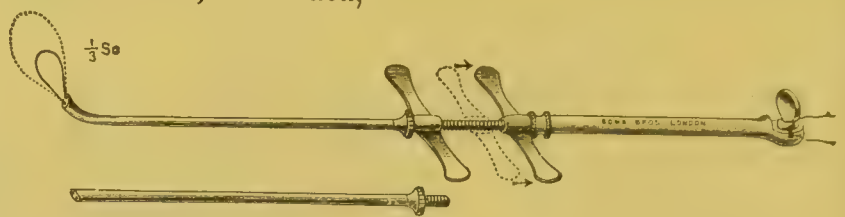

2132.

2132 **Snares, etc., nickel plated,** *continued*,— £ s. d.
Jarvis', Improved, with 2 ends . . . . . each 1 8

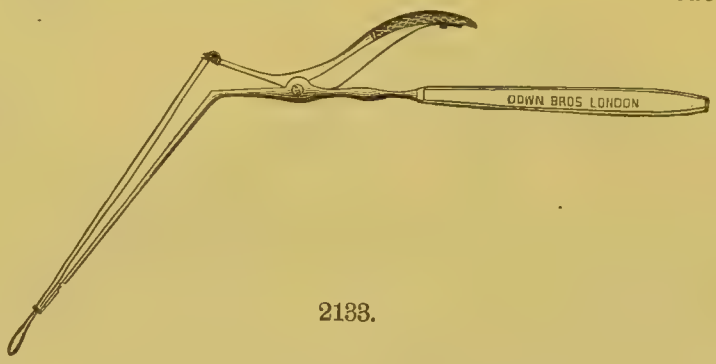

2133.

2133 Keene's . . . . . each 0 12 6

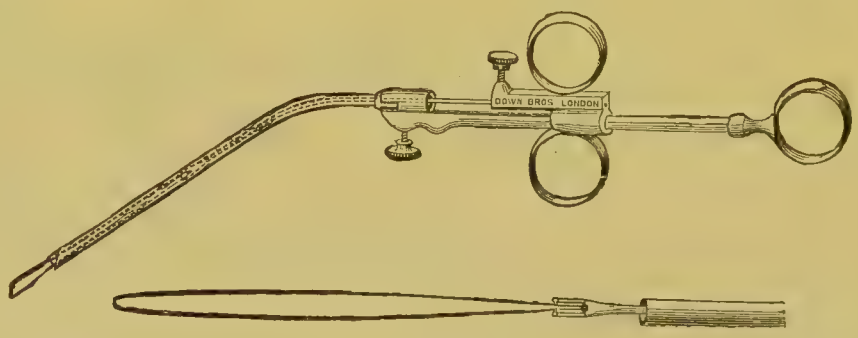

2134.

2134 Krause's (as recommended by Mr. Symonds) . . . each 0 17 6

The special advantage claimed for this Snare is the extremely easy method of adjusting the wires, which is shown in the engraving; also that, while being exceedingly "handy" and easy of manipulation, it is at the same time powerful.—See description by Mr. Charters Symonds, *The Lancet*, October 12, 1889.

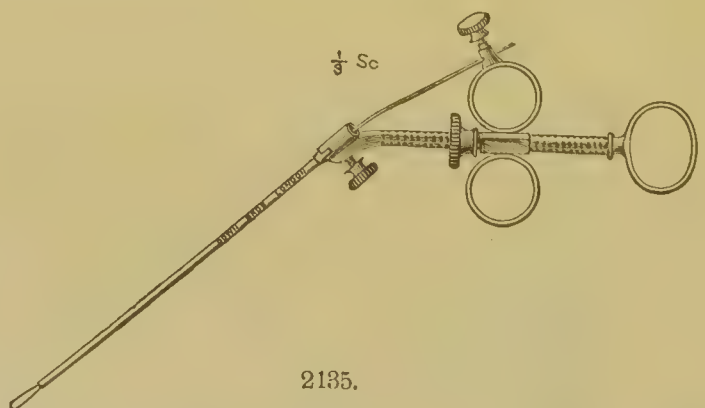

2135.

2135 Krause's, fitted with Burnett's Screw . . . . each 1 5 0

No. **Nose Instruments,** *continued,*— £ s. d.

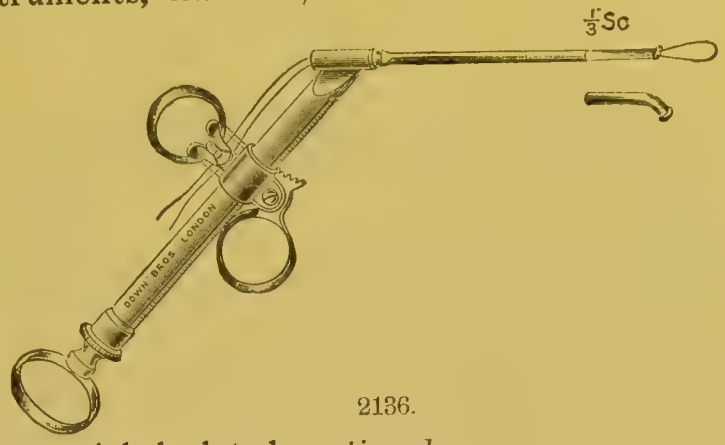

2136.

Snares, etc., nickel plated, *continued,*—

2136 Lack's . . . . . each 1 13 6

The wire loop can be tightened at first by drawing on the finger loops, but when a slow action or greater power is required the screw action is brought into play.

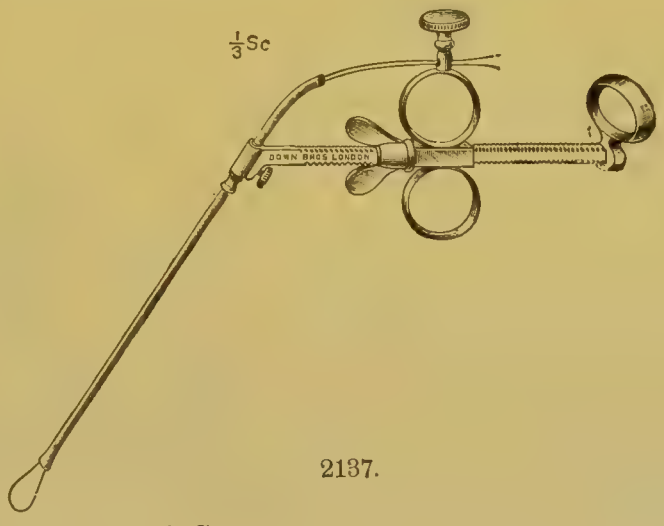

2137.

2137 Middlemas Hunt's, with Screw . . . . . each 1 5 0

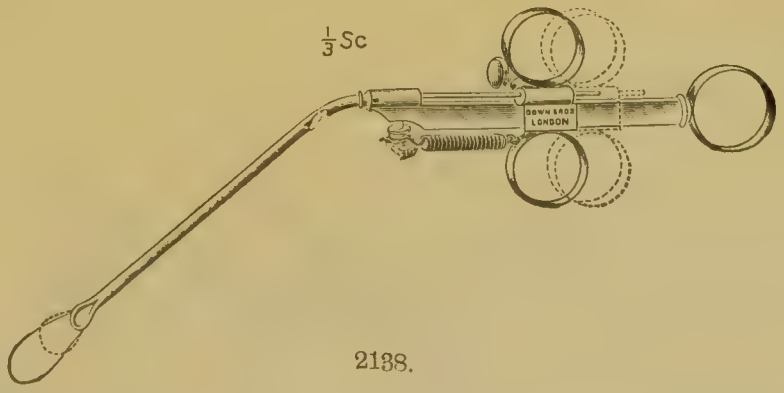

2138.

2138 Thorne's . . . . . each 1 3 6

The advantage of this instrument is that the loop is continuously re-formed by the action of the spring, thus one polypus after another can be removed without removing the fingers from the rings.

Spare Snare Wire, 6*d.* per hank.

No. **Nose Instruments,** *continued,*—

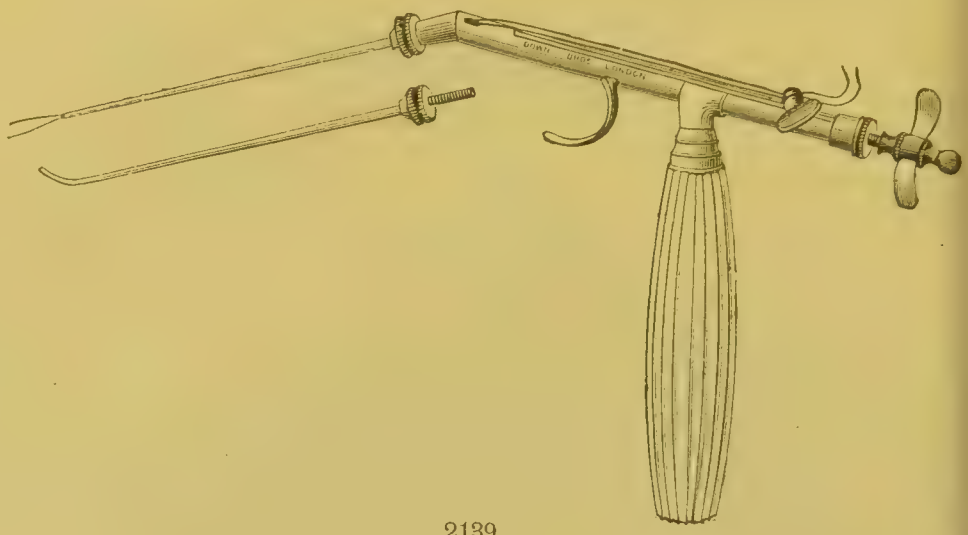

2139.

£ s. d.

Snares, etc., nickel plated, *continued,*—

2139 Woakes' . . . . . each 1 7 6

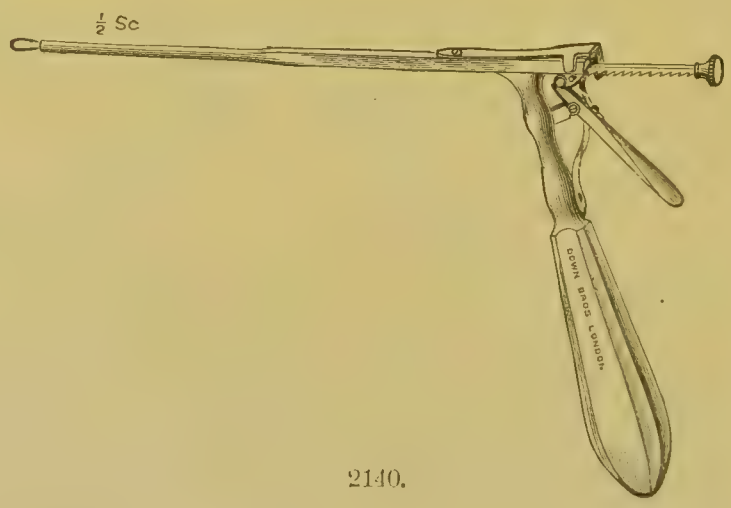

2140.

2140 Wright's, with rack action . . . . . each 1 12 6

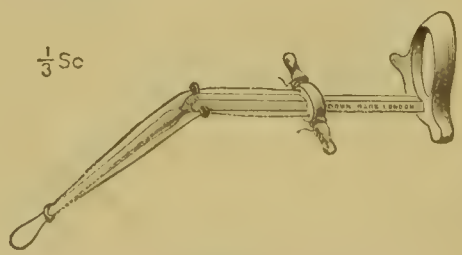

2141.

2141 Wilde's . . . . . each 0 12 0

Spare Snare Wire, 6*d.* per hank.

No. **Nose Instruments,** *continued*,— £ s. d.

Galvanic Snares (*see pages* 1054–1055).

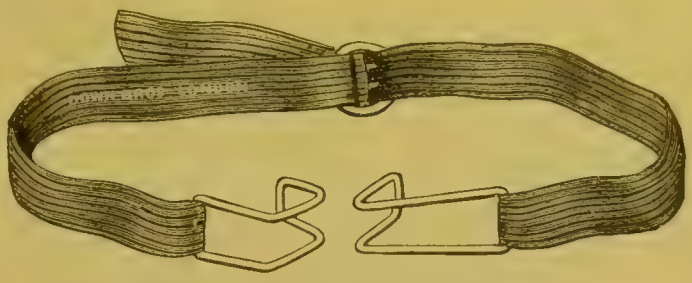

2142.

Specula,—

2142 Baber's Self-retaining Wire . . . . . each 0 4 6

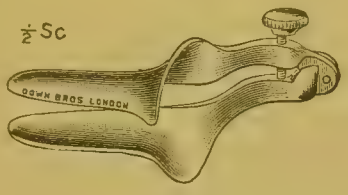

2143.

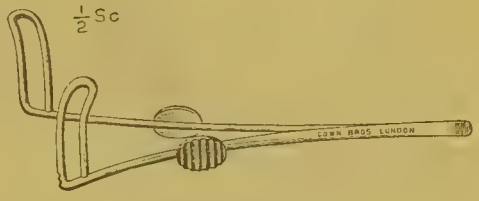

2144.

2143 Bi-valve, to take apart . . . . . each 0 4 6
2144 Bosworth's . . . . . „ 0 3 0

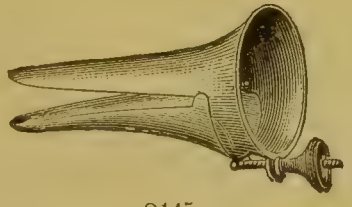

2145.

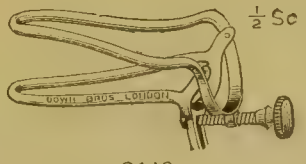

2146.

2145 Duplay's, modified by Dr. Terrier . . . . . each 0 6 9
2146 Ditto, ditto, fenestrated . . . . . „ 0 5 6

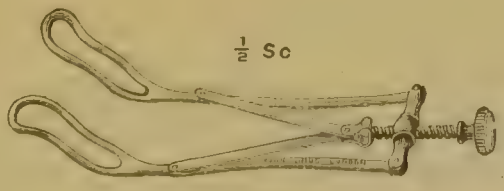

2147.

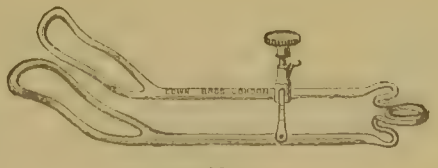

2148.

2147 Frankel's, 2 sizes, Children's and Adults' . . . each 0 3 6
2148 Ditto, modified, spring . . . . . „ 0 4 6

No. **Nose Instruments,** *continued,*—

£ s. d.

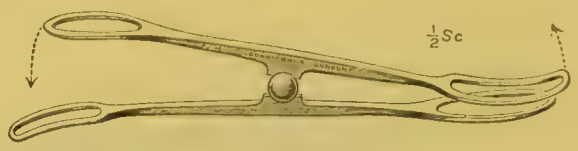

2149.

Specula, *continued,*—

2149 Gimlette's . . . . . each 0 6 6



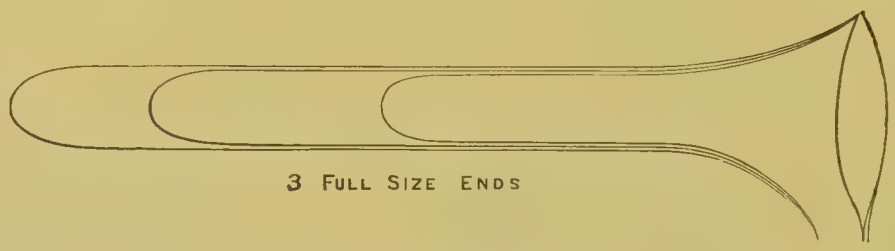

2150

2150 Killian's, for median rhinoscopy, in 3 lengths . . each 0 13 6

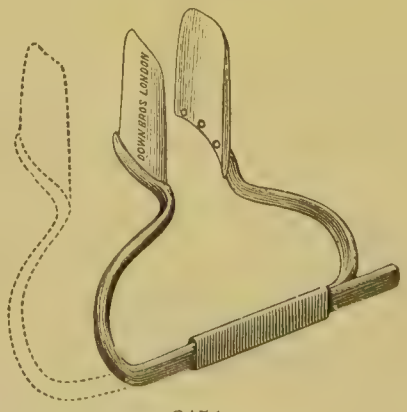

2151.

2151 Lennox Browne's, with ivory or metal blades . . . each 0 6 6

No. **Nose Instruments,** *continued*,— £ s. d.

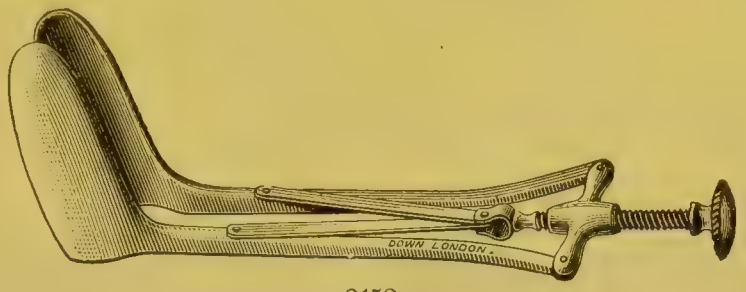

2152.

Specula, *continued*,—

2152 Lucas's . . . . . each 0 7 0

The speculum that I have been in the habit of using for some years is one made for me by Messrs. DOWN BROS., of which the annexed is an engraving.

It is made on the principle of Frankel's wire dilator, having a screw to regulate the dilatation. It is light and portable, gives a good reflection from its valves, and is self-retaining, thus enabling the operator to do without assistance. It is very efficient for adults and children above five or six. For very young children there is a still more effective instrument, made by the same makers, and originally intended for the ear (Fig. 1871, page 430). It is a bi-valve ear-speculum, which opens and retains itself by means of two small lateral springs. This can be inserted without pain into the nostril of a very young child, and yields a good light.—Paper on Ozœna due to Foreign Bodies, by R. Clement Lucas, F.R.C.S., etc., *Medical Times and Gazette*, March 31, 1883.

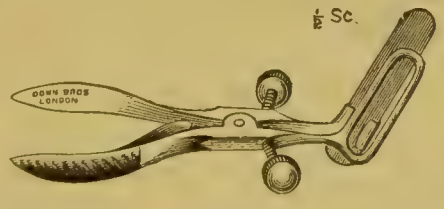

2153.

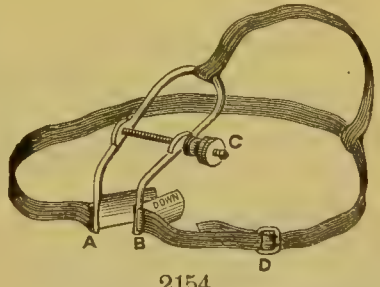

2154.

2153 Mackenzie's, for use with Cautery . . . . . each 0 6 6

2154 Neil Griffiths' Self-retaining . . each, 6*s.*; with Bands 0 7 0



2155.



2156.

2155 Pilcher's, with spring handles, nickel plated . . . each 0 8 0

2156 Roth's, ditto . . . . . „ 0 4 0

No.	**Nose Instruments,** *continued,*—	£	s.	d.



2157.

Specula, *continued,*—

2157	Spencer Watson's Nasal Retractor . . . . . each	0	3	9

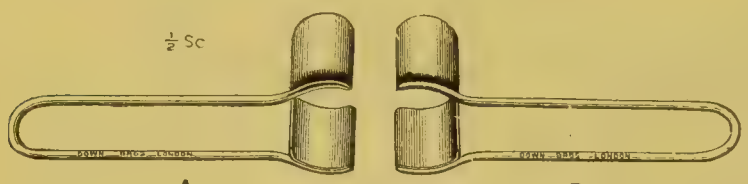

2158.



2159.

2158	Thudichum's Spring, 3 sizes, each right and left . . each	0	3	0
2159	Ditto, suitable for right or left, 3 sizes . . . . . „	0	2	3

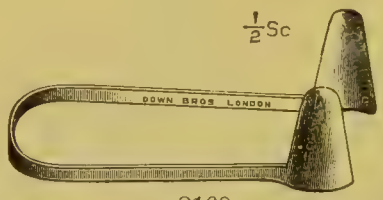

2160.

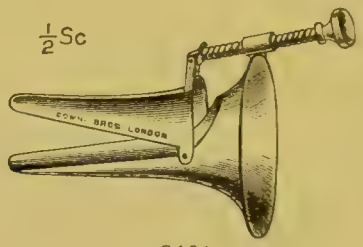

2161.

2160	Thudichum's Mark Hovell's modification . . . . each	0	2	6
2161	Voltolini's, with screw . . . . . „	0	5	0

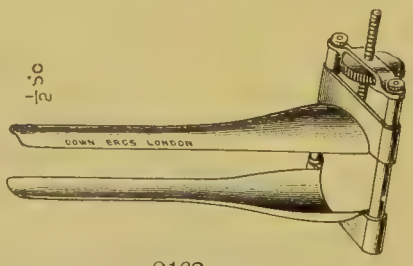

2162.



2163.

2162	Zaufal's Dilating . . . . . each	0	8	6
2163	Ditto, Tubular, 4 sizes . . . . . per set	0	8	6





2164.

2164	Zaufal's Dilating Naso-pharyngeal . . . . each	0	10	6

No.

Nose Instruments, *continued*,—

Sphenoidal Instruments (*see pages* 499–502).
Spokeshaves, nickel plated (*see pages* 472–473).
Sponge Holders (*see pages* 357–359).
Spray Producers (*see pages* 341–348 and 1096).
Syringes (*see pages* 451–452).

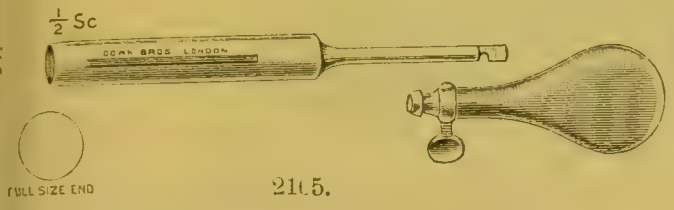

2165.

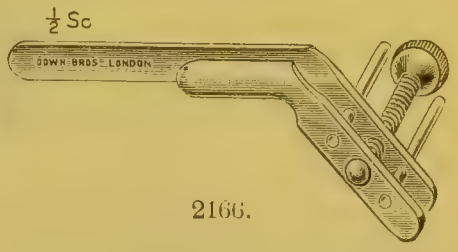

2166.

Trephines for Septum,— £ s. d.

2165 Bronner's New Large Pattern, with metal handle (the handle is removable for use with dental engine) . . . each 0 12 6

2166 Spiesz's Speculum (as used by Dr. Bronner with the Trephine) ,, 0 8 6

The Trephine may either be used with its handle, or attached to Dental Engine or Electric Motor. The short blade of the speculum is placed in front of the spur, and the long blade over the lower turbinated bone.



2167.

2167 Curtis's, with serrated edges, 3 sizes, made to fit dental engine each 0 5 6

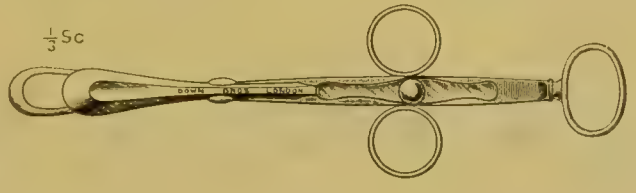

2168

Turbinotomes, nickel plated,—

2168 Lake's, 2 sizes, Children's and Adults' . . . . . each 1 7 6

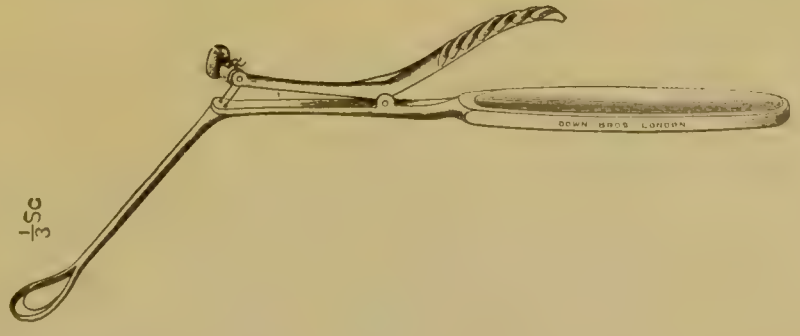

2169.

2169 Mackay Macdonald's . . . . . each 0 18 6

No.

Instruments for the Antrum of Highmore.

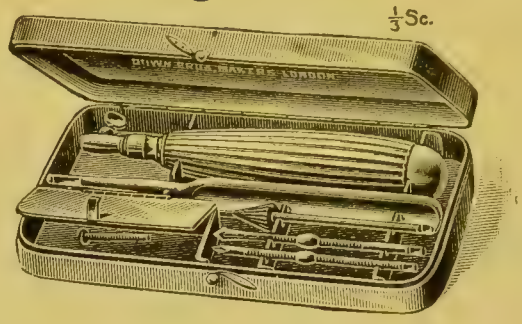

2170

£ s. d.

2170 **Set.** Suggested by Mr. Charters Symonds, consisting of,— Drill, with 3 ends, the small drills for drilling through alveolus or canine fossa, the large one for enlarging the opening; Knife for enlarging the opening in canine fossa, and set of 3 Greville Macdonald's Antrum Drains; in mahogany case, £1 8*s.* 6*d.*; in metal case . . . 1 15 6

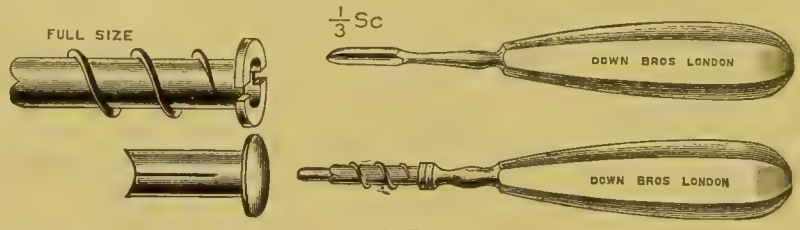

2171.

2171 **Ackland's Set,** consisting of Auger or Drill, Blunt Pilot, Drainage Tube and Stopper, all nickel plated . per set 0 19 6

Separate prices: Auger, 7*s.* 6*d.*; Pilot, 7*s.* 6*d.*; Drain, with stopper, 4*s.* 6*d.*

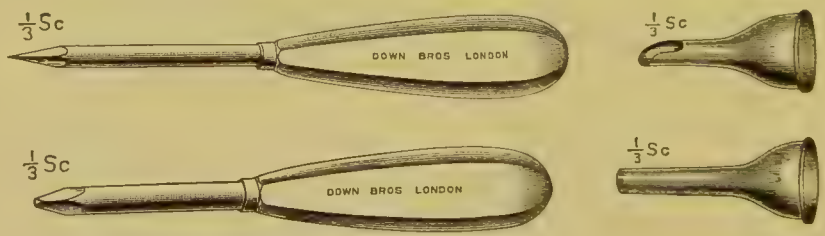

2172.

2172 **Brown-Kelly's Inspection Set,** consisting of Trocar, Blunt Trocar, Speculum and Speculum with bevelled end, plated, per set 0 15 0

Separate prices: Sharp and Blunt Trocars, each, 4*s.* 6*d.*; Specula, each, 3*s.*

INSPECTION OF THE ANTRUM OF HIGHMORE.

By A. Brown-Kelly, M.D., D.Sc., Surgeon to the Victoria Infirmary, Glasgow.

The sharp Trocar is applied to the bony surface at a point of about 5 millimeters in front of the zygomatic-alveolar ridge and about the same distance above the incision in the mucous membrane. Having bored a passage large enough to admit the blunt-pointed Trocar, the latter is used to make the full sized opening

No. **Instruments for the Antrum of Highmore,** *continued*,— £ s. d.

Brown-Kelly's Inspection Set, *continued*,—

By completing the operation with the blunt-pointed instrument the danger of injuring the opposite wall is averted. The Trocars should be directed backwards, upwards, and slightly inwards.

To obtain a good view of the Antrum a Speculum is necessary. An instrument such as that depicted is most satisfactory. It resembles a large elongated aural speculum of circular calibre, with bevelled end. The last provision facilitates its introduction, and when in use gives a more extensive field of view and allows of the freer manipulation of instruments in the cavity. An extra long speculum is useful at times when œdema of the lining membrane, more or less, occludes the lumen, the opposing surfaces may be pushed apart by the instrument, and the deeper regions inspected.—Extract from the *Lancet*, September 17, 1904.



2173.



2174.

Drainage Tubes,—

2173 Bark's, moulded india-rubber, superior finish . . per doz. 0 10 0

Ditto, india-rubber, hand made . . . . . ,, 0 5 6

2174 Greville Macdonald's, spiral wire, silver (3 sizes, 8, 11 and 13 French gauge) . . . . . per doz. 0 9 0

2175* Mark Hovell's, silver . . . . . each 0 1 6

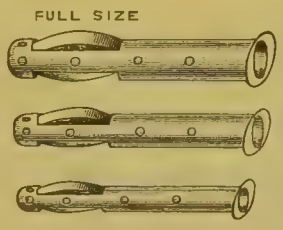

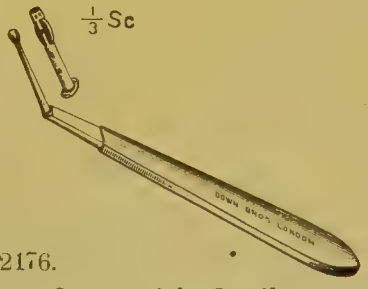

2176.

2176 McGavin's, silver, 3 sizes, each, 5*s.* 3*d.*; with 3 pilots, each, 1*s* 3*d.*; and 1 handle, 2*s.* 6*d.* . . per set complete 1 2 0

These are made with oval shields to pass between teeth, and are thus suited for alveolar process as well as for canine fossa. The spring keeps the tube in position. The three sizes correspond with England's Drills.





2177.

2177 Watson Williams', moulded, superior finish, india-rubber plugs with Introducers . . . . . each 0 1 9

Spare india-rubber plugs, per doz., 12*s.*

Electric Light Apparatus, for illuminating the antrum (*see page* 1056).



2178.

2178 **Knife, solid forged, nickel-plated handle,—**

Symonds', for enlarging the opening made by drill . . each 0 5 6

* The items marked thus * are not illustrated.

No. **Instruments for the Antrum of Highmore,** *continued*,—

£ s. d.

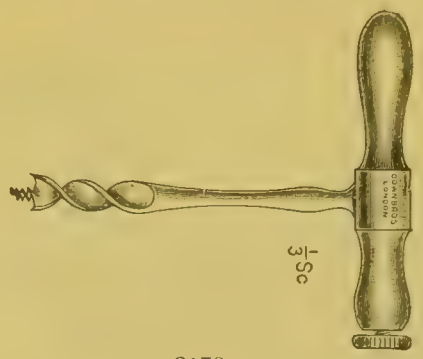

2179.

Perforators, with metal handles, nickel plated,—

2179 Auger, for opening through alveolus . . . . each 0 10 6



2180.

2180 Brunton's . . . . . each 0 7 6

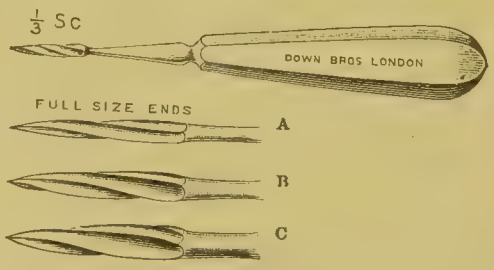

2181.

2181 England's, in 3 sizes, A, B and C (8, 11 and 13 French gauge) each 0 7 0

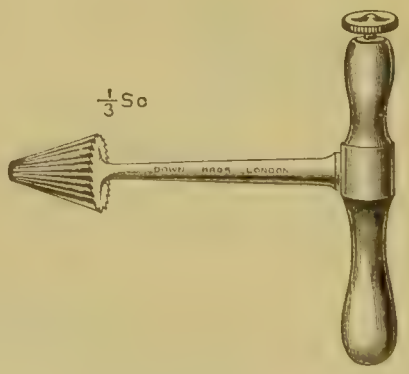

2182.

2182 Heath's Conical Borer, for enlarging the opening . . . 0 13 9

Instruments for the Antrum of Highmore, *continued*,— £ *s. d.*

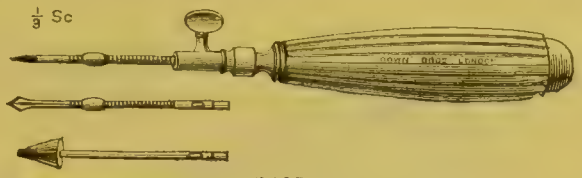

2183.

Perforators, with metal handles, nickel plated, *continued*,—

Symonds', with 3 ends . . . . . each 0 14 6



2184.

Trocars, with metal handles,—

Grünwald's . . . . . each 0 4 3

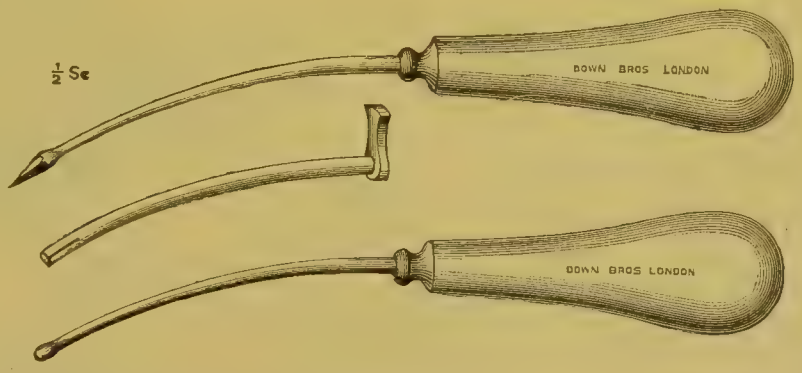

2185.

Krause's, with canula and blunt pilot . . . . each 0 10 6



2186.

Lichtwitz's, with mount to attach tubing . . . each 0 8 3

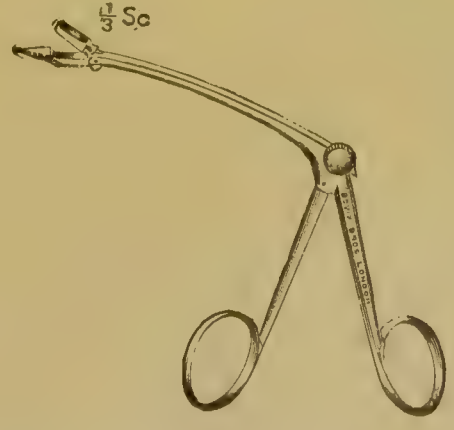

2187.

Trocar Punch Forceps, nickel plated,—

Greville Macdonald's, for perforating inner wall . . each 1 5 0

No. **Instruments for the Antrum of Highmore,** *continued*,—

£ s.

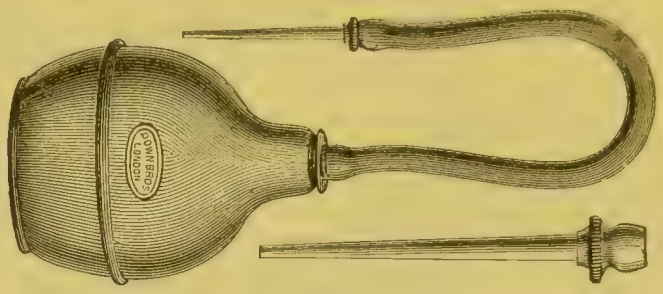

2188.

Syringes, for Antrum,—

2188 With conical pipe . . . . . each 0 3



2189.

2189 Symonds' . . . . . each 0 4



2190.

2190 Symonds' improved Siphon Douche, with silver pipe . each 0 5

Instruments for the Ethmoid, Sphenoid and Frontal Sinuses.

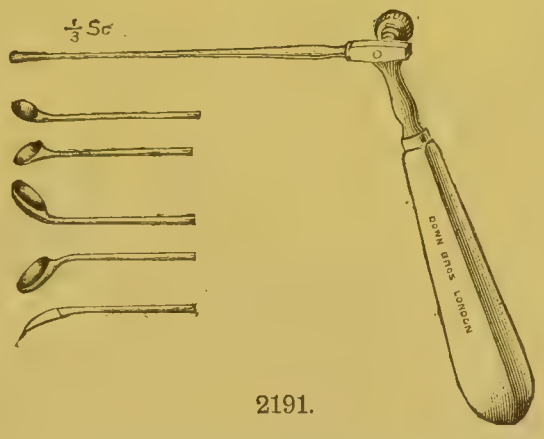

2191.

		£	s.	d.
	Instruments for scraping out Ethmoidal Cells, nickel plated,—			
91	Grünwald's, consisting of probe, knife, and 4 scoops . per set	1	15	6
	Ditto, ditto, fitted in aseptic metal case, complete . ,,	2	6	0
	The set of 4 curettes only, with handle, £1 8*s.* 6*d.*; fitted in aseptic metal case	1	18	6

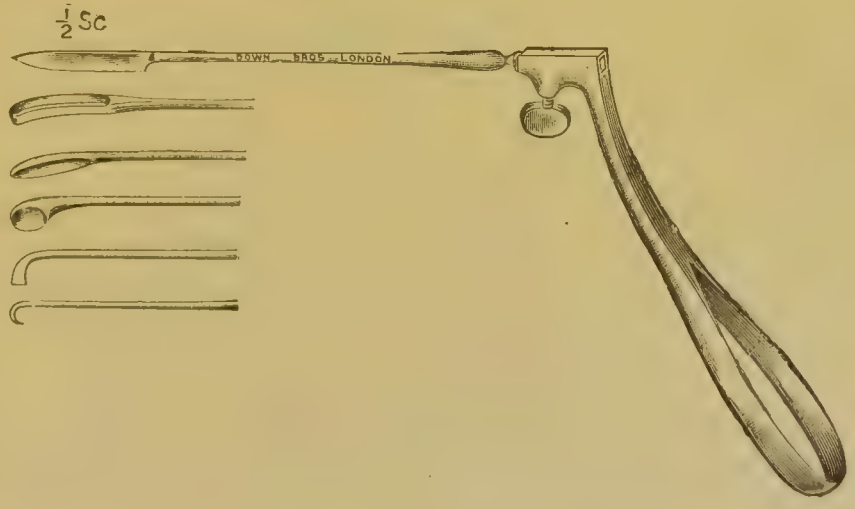

2192.

92	Hajek's Set, consisting of knife, curette, two spoons, and two hooks, fitting one metal handle, £1 12*s.*; in aseptic metal case	2	2	0

No.

Instruments for the Ethmoid, Sphenoid and Frontal Sinuses, *continued*,—

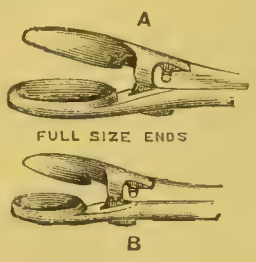

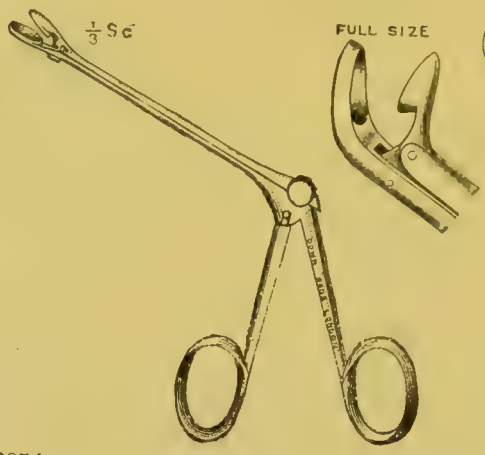

2054.



2193.

		£	s.	d.
	Forceps for Ethmoid, nickel plated,—			
2054	Grünwald's, in 2 sizes, A and B . . . . . each	1	7	6
2193	Ditto, modified by Flatau . . . . . „	1	7	6

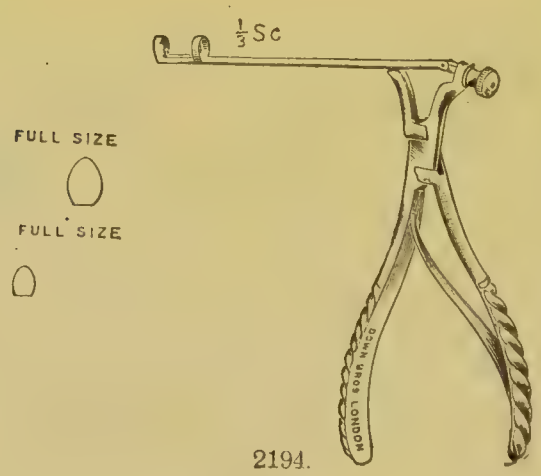

2194.

	Slide Punch Forceps, nickel plated,—			
2194	Greville Macdonald's for the maxillary and frontal sinuses, 2 sizes . . . . . each	1	8	0

Instruments for the Ethmoid, Sphenoid and Frontal Sinuses, *continued*,—

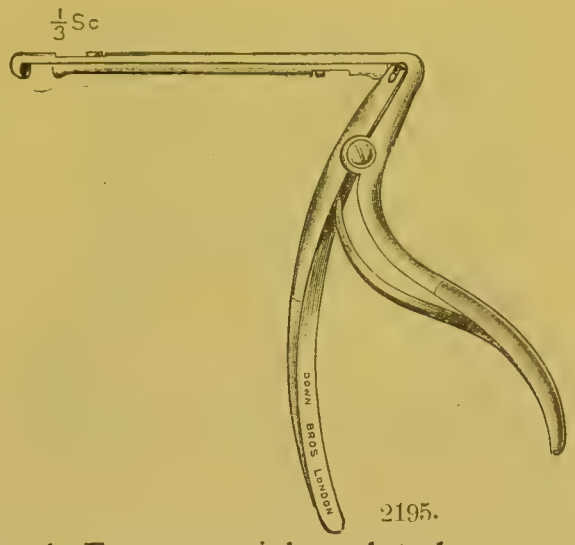

2195.

Sphenoidal Punch Forceps, nickel plated,— £ *s.* *d.*

95 Hajek's, as used at Guy's Hospital . . . . . each 1 12 0

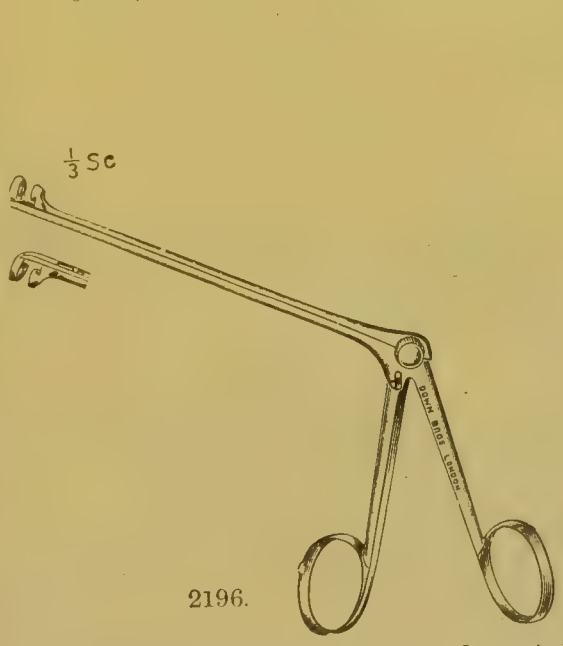

2196.

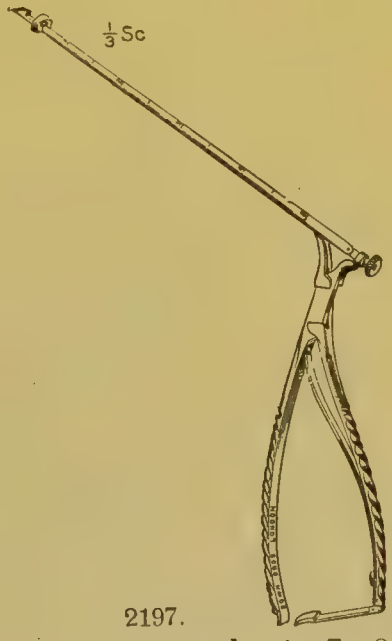

2197.

196 Noebel's, 2 forms, to cut upwards and downwards . . each 1 7 0

197 Watson Williams' . . . . . „ 1 18 0



634.

Probes (*see also pages* 84, 231–232),—

634 Hajek's, for frontal sinus . . . . . each 0 3 0



2198.

Flushing Tube for Frontal Sinus,—

198 Brown-Kelly's . . . . . each 0 3 6

No. **Instruments for the Ethmoid, Sphenoid and Frontal Sinuses,** *continued*,— £ s.

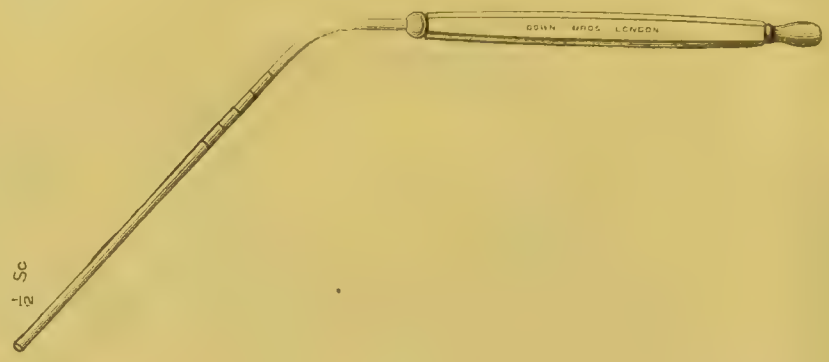

2199.

Flushing Tubes, Lichtwitz's,—

2199 For Ethmoidal Sinus . . . . . each 0 4

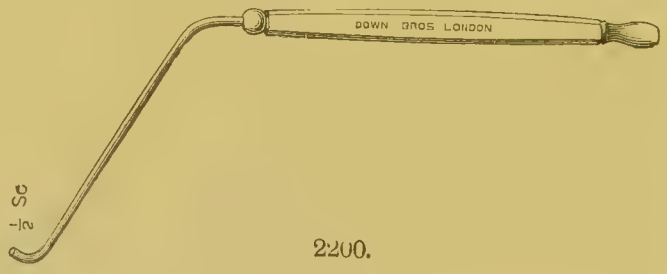

2200.

2200 For Frontal Sinus . . . . . each 0 4

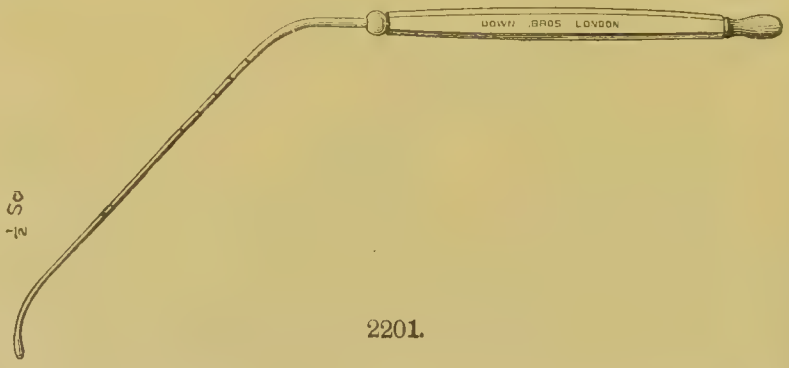

2201.

2201 For Sphenoidal Sinus . . . . . each 0 6



2202.

Frontal Sinus Stilette,—

2202 Panas', as used at Moorfields . . . . . each 0 8

METHOD OF USE.—Is introduced through frontal sinus and brought out at nostril; a piece of soft wire or drainage tube is then threaded and drawn back.

Eye Instruments.



2203.

	£	s.	d.
Set, "Army Regulation." Consisting of Sichel's Knife, 2 Graefe's Knives, Curette and Cystitome, Tyrrell's Hook, Curved Iridectomy Knife, 2 Stop Needles, 2 Broad Needles, Lens Hook, Strabismus Hook, Bowman's Punctum Knife, Eyelid Retractor, 2 pairs Forceps, nickel plated; 2 pairs Scissors, nickel-plated shanks; and Drum for testing knives; in morocco case	4	18	0
The same Set, but fitted with metal handles	5	5	0

If in polished, brass-bound mahogany case, 12*s.* extra.



2204.

The "Guy's" Set. Consisting of Sichel's Knife, 2 Graefe's Knives, Curette and platinum Iris Hook with steel point, Tyrrell's Hook, Curved Iridectomy Knife, 2 Stop Needles, Broad Needle, Straight Iridectomy Knife, Bowman's Double Spoon, Strabismus Hook, Weber's Canaliculus Knife, Eyelid Retractor, Iris Forceps, Cilia Forceps, Fixation Forceps, Strabismus Scissors, Excision Scissors, set Bowman's Probes, Critchett's fine grooved Director, and Drum for testing knives. The Forceps nickel plated, and the Scissors with nickel-plated shanks; in brass-bound mahogany case	6	9	0
The same Set, but fitted with metal handles	6	16	0

If in morocco case, 12*s.* less.

No. **Eye Instruments,** *continued,*— £ s.

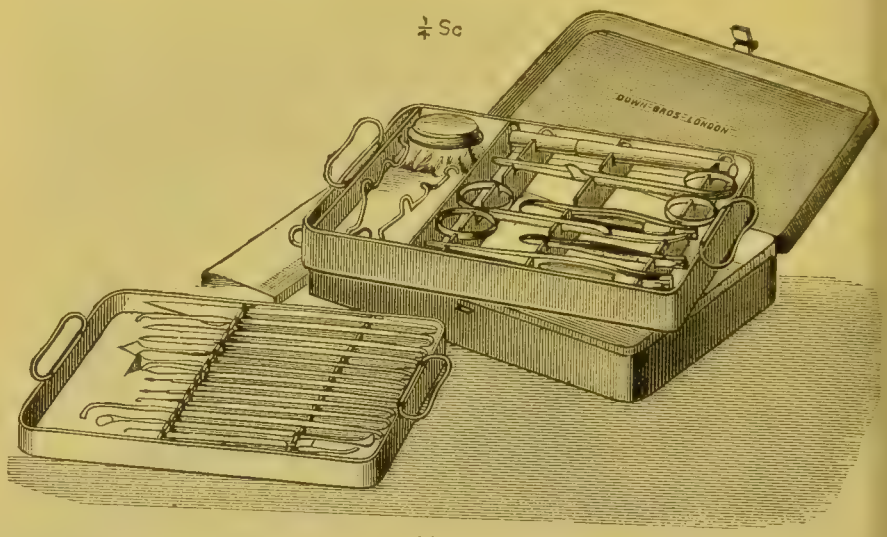

2205.

2205 **The "Guy's" Aseptic Set, in metal case.** Consisting of Sichel's Knife, 2 Graefe's Knives, Curette and platinum Iris Hook with steel point, Tyrrell's Hook, Curved Iridectomy Knife, 2 Stop Needles, Broad Needle, Straight Iridectomy Knife, Bowman's Double Spoon, Strabismus Hook, Weber's Canaliculus Knife, Eyelid Retractor, Iris Forceps, Cilia Forceps, Fixation Forceps, Strabismus Scissors, Excision Scissors, set Bowman's Probes, Critchett's Fine Grooved Director, and Drum for testing knives. All Instruments with metal handles, the Forceps nickel plated and with take-off joints, the Scissors nickel-plated shanks and take-off joints 8 0

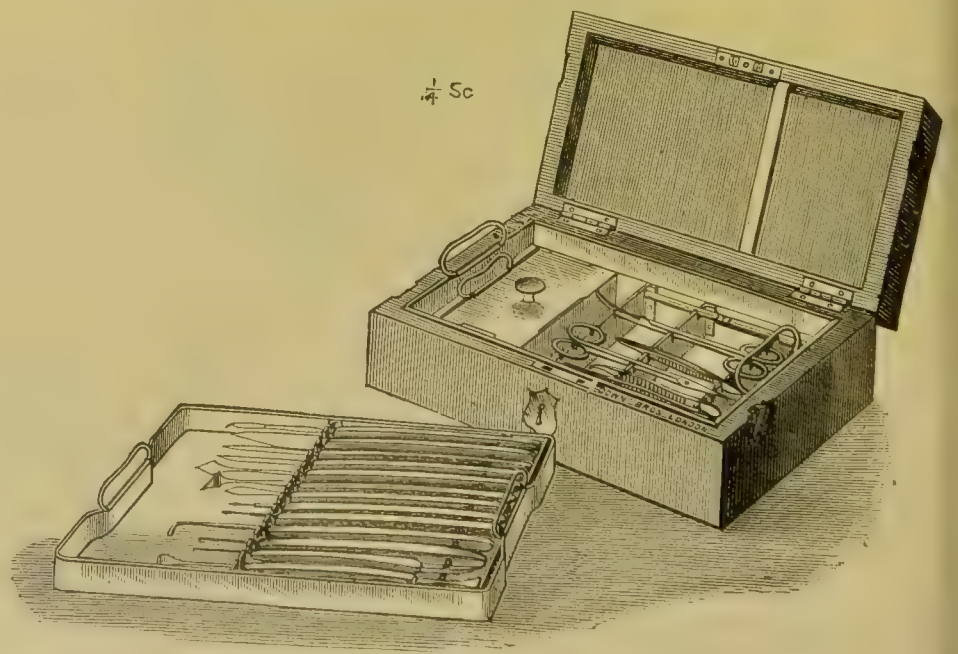

2206.

No. **Eye Instruments,** *continued*,—

£ s. d.

206 **The "Guy's" Aseptic Set, in mahogany case, with metal Tray.** Consisting of Sichel's Knife, 2 Graefe's Cataract Knives, Straight Iridectomy Knife, Curved Iridectomy Knife, Weber's Canaliculus Knife, Broad Needle, 2 Bowman's Stop Needles, Tyrrell's Hook, Strabismus Hook, Curette and platinum Iris Hook with steel point, Bowman's Double Spoon (all with metal handles); Iris Forceps, Cilia Forceps, Fixation Forceps (all with Aseptic joints to take apart, and nickel plated); Strabismus Scissors, Excision Scissors (all with joints to take apart, and nickel-plated shanks); Eyelid Retractors, set Bowman's Probes, Critchett's Fine Grooved Director, and Drum for testing knives, the instruments fitted into metal frames, in a metal Tray. The Tray can be used for carbolizing purposes, and forms an inside lining to a brass-bound polished mahogany case 8 12 6



2207.

207 **Army Regulation Set.** Consisting of 1 Dixon's Cataract Knife, 2 Graefe's Knives, 1 each Straight and Curved Iridectomy Knives, 1 Weber's Canaliculus Knife, 1 Bowman's Punctum Knife, 1 Broad Needle, 1 Bowman's Stop Needle, 1 Scarpa's Needle, 1 Beer's Needle, 1 Lens Hook,

No. **Eye Instruments,** *continued,*—

£ s. d.

1 Pricker, 1 Double platinum Iris Hook, 1 Bowman's Strabismus Hook, 1 silver Spatula, 1 Double Spoon, 1 vulcanite Curette, 1 Taylor's Vectis, 1 Cystitome and Curette, 2 Curved Scissors, 1 Straight Iris Scissors, 1 Maunoir's Scissors, 1 Fixation Forceps, 1 each Curved and Straight Iris Forceps, 1 Cilia Forceps, 1 each outside and inside Spring Eyelid Retractors, 1 Desmarre's Retractor, 1 Saunders' Retractor, set Bowman's Probes and Critchett's Fine Director in case, Drum for testing, and Needles and Silk; the Forceps nickel plated, and Scissors with nickel-plated shanks; in handsome mahogany brass-bound case 10 9 0

The same Set, fitted with metal handles 11 0 0

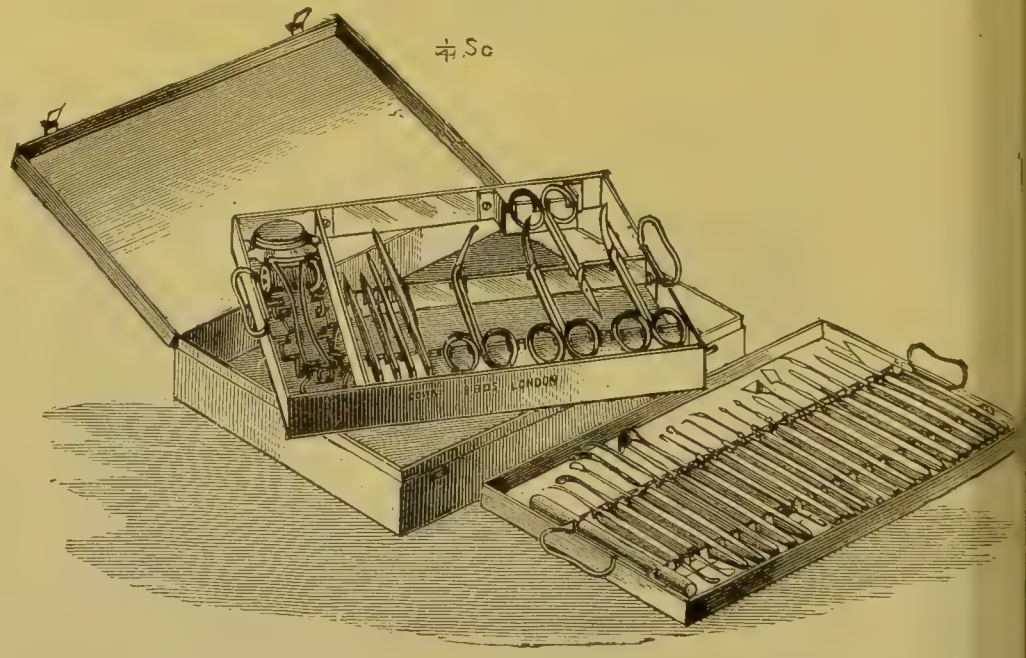

2205.

2208 **Army Regulation Aseptic Set, in metal case.** Consisting of 1 Dixon's Cataract Knife, 2 Graefe's Knives, 1 each Straight and Curved Iridectomy Knives, 1 Weber's Canaliculus Knife, 1 Bowman's Punctum Knife, 1 Broad Needle, 1 Bowman's Stop Needle, 1 Scarpa's Needle, 1 Beer's Needle, 1 Lens Hook, 1 Pricker, 1 Double platinum Iris Hook, 1 Bowman's Strabismus Hook, 1 silver Spatula, 1 Double Spoon, 1 vulcanite Curette, 1 Taylor's Vectis, 1 Cystitome and Curette, 2 Curved Scissors, 1 Straight Iris Scissors, 1 Maunoir's Scissors, 1 Fixation Forceps, 1 each Curved and Straight Iris Forceps, 1 Cilia Forceps, 1 each outside and inside Spring Eyelid Retractors, 1 Desmarre's Retractor, 1 Saunders' Retractor, set Bowman's Probes and Critchett's Fine Director in case, Drum for testing, and Needles and Silk. All Instruments with metal handles; the Forceps nickel plated and with take-off joints; the Scissors nickel-plated shanks and take-off joints 12 8 0

Eye Instruments, *continued*,—

No.		£	s.	d.
209*	**Set**, arranged by Dr. Sym, of Edinburgh. Consisting of 2 Graefe's Cataract Knives, 1 Jaeger's Angular Iridectomy Knife, 1 Bader's Angular Iridectomy Knife, 1 Weber's Canaliculus Knife, 1 Beer's Needle, 1 Bowman's Stop Needle, 1 Strabismus Hook, 1 Snell's platinum Cautery, 1 Cystitome and Curette, 1 Grooved Spud and Needle for removing foreign bodies, 1 pair Iris Scissors curved on flat, 1 pair Enucleation Scissors, 1 pair Strabismus Scissors, 1 pair Fixation Forceps, 1 pair Short Curved Iris Forceps, 1 pair Epilation Forceps, 1 pair Entropium Forceps suitable for right or left, 1 Bowman's Retractor with Stop Screw, 1 Desmarre's Double Retractor, 1 set Bowman's Probes and Critchett's Canaliculus Director, 1 Galezowski's Needle Holder, Needles, Silk, and Drum with kid for testing knives; in mahogany brass-bound case, polished inside .	8	10	0
	The same Set, fitted with metal handles	8	14	0



¼ Sc.

2210.

2210	**Set**, arranged by Dr. Sym, as previously described, but with the addition of Cheselden's Knife and Scoop for Tarsal Cysts, Tyrrell's Iris Hook, tortoiseshell Spoon and Iris Repositor, Taylor's Vectis, De Wecker's Scissors, Graefe's Fixation Forceps, Prince's Advancement Forceps curved to right, Mules' Scoop for Evisceration; in mahogany brass-bound case, polished inside	12	12	0
	The same Set, fitted with metal handles	12	19	6

* The items marked thus * are not illustrated.

No. **Eye Instruments,** *continued*,—



2211.

2211 **Complete Aseptic Set.** The Knives, Needles, etc., fitted with metal handles nickel plated, the Scissors and Forceps made with joints to take apart, and nickel plated. The Instruments fitted into metal frames in a metal tray. The tray forms an inside lining to a brass-bound mahogany case, consisting of :—

4 Graefe's Cataract Knives, 2 Sichel's, 3 Angular and 1 Straight Jaeger's Iridectomy, 1 Taylor's Iridectomy, 1 Glaucoma, 1 Weber's Canaliculus, 1 Straight Scarifying and 1 each Sharp and Blunt Lang's Synechia Knives, 1 Knapp's Capsulatome, 1 Bowman's Tarsal Cyst Knife and Scoop, 1 Scalpel, 3 Broad Needles, 2 Beer's, 1 Bowman's Stop, 1 Saunder's, 1 McGillivray's, 1 Tattooing and 1 Hulke's Suture Needle, 1 Liebreich's Paracentesis Needle and Probe, 1 Tyrrel's Hook, 1 Curved Lens, 1 Guy's Strabismus, and 1 Rectangular Lens Hook with platinum stem, 1 Moorfield's Cystitome and Curette, 1 Bowman's Double Spoon, 1 Taylor's Vectis, 1 Tortoiseshell Spoon, 1 Lawford's Spatula and Probe, 1 Plain and Grooved Spud for foreign bodies, 1 Snell's Platinum Cautery, 2 Oval and 1 Round Meibomian Scoops, 1 Fixation Forceps, 1 Graefe's with catch, 1 Straight Iris with serrated points, 1 Rectangular Iris with tenaculum points, 1 Liebreich's Iris, 1 Couper's Capsular, Right and Left Snellen's Entropium, 1 each 2 sizes Wilde's Oval Tarsal Tumour, 1 each Right and Left Prince's Rectus, 1 Stephenson's Trachoma and 1 Cilia Forceps, 1 Extra Strong Curved on Flat Excision Scissors, 1 Straight Strabismus, 1 each Angular and Straight Iris and 1 DeWecker's Iris Scissors, 2 Desmarre's,

No. **Eye Instruments,** *continued,*—

	£	s.	d.
1 Bowman's and 1 Clarke's Eyelid Retractor, 1 Metal Lid Spatula, 1 Set Bowman's Bulbous Nasal Duct Probes, 1 Set Bowman's Canaliculus Probes and Critchett's Fine Grooved Director, 1 Stevens' and 1 Spring Needle Holder, 1½ doz. Assorted Needles, 3 Metal Reels with silk, and 1 metal drum with leather for testing Knives and Needles . .	33	10	0

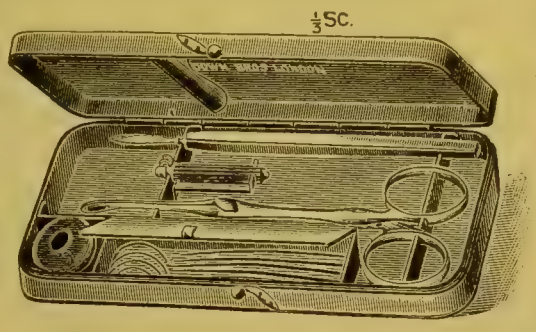

2212.

2212 **Aseptic Set of Ptosis Instruments** (Dr. Mules'). Consisting of Forceps with take-off joint, Broad Needle with metal handle, Needle Holder, and Needles grooved for Wire; in metal case 1 11 0

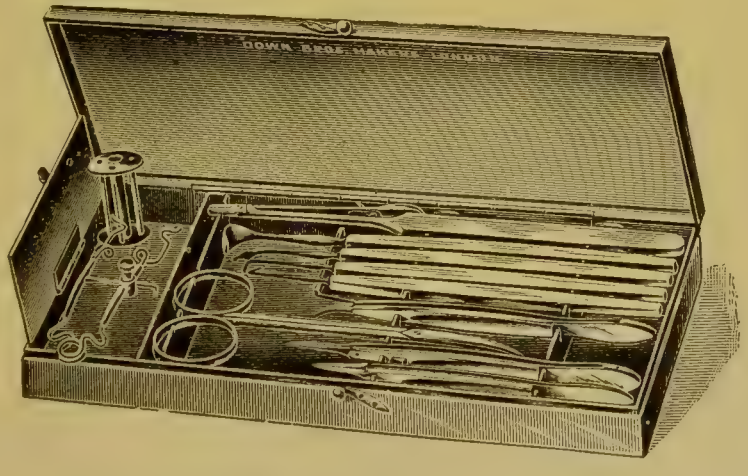

2213.

2213 **Stevens' Tenotomy Set (Aseptic).** Consisting of Tenotomy Hook, Traction Hook, Divulser or Plough (all with metal handles); Fixation Forceps, Curved and Straight Tenotomy Forceps, Tenotomy Scissors, Eyelid Retractor, Clarke's Eye Speculum and Needle Holder, the blunt instruments nickel plated; Needles and Silk; in Aseptic metal case . 5 5 0

The same Set, in leather-lined case 4 12 6

2214* **Boxes for Eye Instruments,** plain leather covered, to hold 1, each, 1*s.*; 2, 1*s.*; 3, 1*s.* 6*d.*; 4, 1*s.* 6*d.*; 6, 2*s.*; 12 . 0 3 0

2215* Ditto, polished mahogany, to hold 6, each, 3*s.* 6*d.*; 12 . . 0 4 6

* The items marked thus * are not illustrated

No. **Eye Instruments,** *continued*,— £ s. d

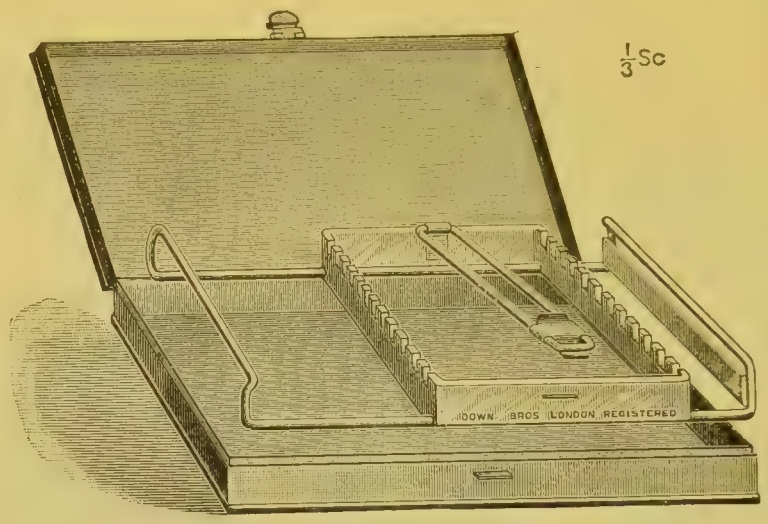

2216.

2216 **Aseptic Metal Boxes for Eye Instruments,** with Down Bros.' lift-out rack and clamping bar to prevent instruments shifting . . to hold 4, each, 9*s.* 6*d.*; 6, 11*s.*; 12 0 15 (

2217* Ditto, ditto, with fixed racks and clamping bar; to hold 4, each, 7*s.* 6*d.*; 6, 9*s.*; 12 0 13 (

2218* Racks, without boxes . . . to hold 6, each, 3*s.* 6*d.*; 12 0 4 (

2219* Ditto, if fitted with clamping bars; to hold 4, each, 5*s.*; 6, 5*s.* 6*d.*; 12 0 6 (

Apparatus for the Application of Heat (*see also* Hot Water Bags, *page* 1275),—

2220* Maddox's Patent Transformer or "Eye Warmer" for alternating current, with 2 eye-warming pads, fitted with cords and plug (suitable also for Light Faradic Current and for small lamps) . . . . . 2 12 (

No Rheostat necessary with above.

2221* Maddox's Stella Lamp Resistance for continuous current, 3 rayed, suitable for 100 volt. current, with plug connection and 2 eye warmers, with cords and plug, and 3 Swan Edison Lamps (ground); it might be used with 200 volt. current, but it is then barely sufficient; it should be used with 16 C.P. Lamps, if with 8 C.P. less warmth is obtained . . 2 0 (

Rheostat to use with above, £1 5*s.*

2222* Maddox's Stella Lamp Resistance for continuous current, 5 rayed, suitable for 100 or 200 volt. current with plug connection, and 2 eye warmers, with cords and plug and 5 Swan Edison Lamps (ground); 2 or 3 of the lamps may be removed for the lower voltage and then greater heat is obtained by inserting extra lamps, the more lamps in circuit the greater the heat obtained . . . . . 2 7 (

Rheostat to use with above, £1 5*s.*

Large Pad or Face Heater for use with above, 5*s.* 6*d.*

Spare Eye Pads, with cords, each, 3*s.*

* The items marked thus * are not illustrated.

No. **Eye Instruments,** *continued,*—

£ s. d.

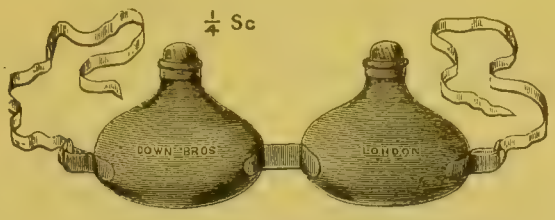

2223.

Ice Bags (*see also* Temperature Regulator, *page* 1279),—

2223 For both Eyes . . . . . each 0 3 6
2224* Single . . . . . „ 0 2 0



2225.

2225 Macnaughton Jones', with Clamp . . . . . each 0 3 6

Artificial Eyes (*see page* 1240).

Artificial Eyes for Demonstrations,—

2226* Frost's, complete in case 2 5 0
2226*a* Perrin's, complete, in case 2 10 0



2227.

Bandages (*see also pages* 1313–1315),—

2227 Liebreich's . . . . . per doz 0 6 6

Black Bandages (*see pages* 1314–1315).

* The items marked thus * are not illustrated.

No.

Eye Instruments, *continued*,—



991.



992.

Caustic Cases,—

		£	s.
991	Silver, Ophthalmic, to take No. 7 Points . . . . each	0	6
992	Ditto, ditto, propelling, ditto . . . . . „	0	13
	Toughened Points for ditto (No. 7, *page* 217) . . per doz.	0	6



997.

997	Vulcanite (to take No. 4 Points) . . . . . each	0	1
	Toughened Points for ditto (No. 4, *page* 217) . . per doz.	0	6



2228.



2229.

Cauteries,—

		With ivory handles. £	s.	d	With metal handles. £	s.	d.
2228	Corneal, Snell's platinum, 2 sizes . . each	0	7	0	0	7	6
2229	Lacrymal . . . . . „	0	4	6	0	5	0

Cauteries, Galvanic (*see pages* 1053–1054).

Cautery, Paquelin's "Thermo Cautery" (*see pages* 844–846).

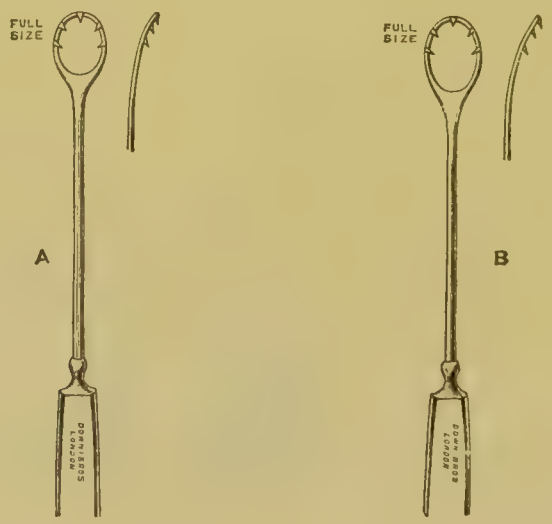

2230.

Curettes, etc.,—

		With ivory handles. £	s.	d.	With metal handles. £	s.	d.
2230	McHardy's steel hooked Curettes, with platinum stems, 2 sizes A and B (for removing lenses of chalky consistency) . . . . . each				0	15	0

No.

Eye Instruments, *continued*,—



2231.



2232.

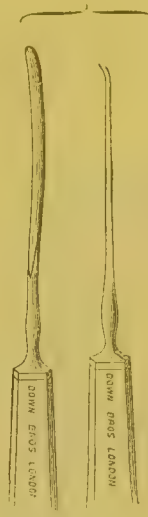

2233.



2234.

Curettes, etc., *continued*,—

			With ivory handles.			With metal handles.		
			£	*s.*	*d.*	£	*s.*	*d.*
2231	With Cystitome	each	0	6	6	0	7	0
	Ditto, platinum Stem	,,	0	9	6	0	10	0
2232	Ditto (Graefe's)	,,	0	6	6	0	7	0
	Ditto, platinum Stem	,,	0	9	6	0	10	0
2233	Ditto, Moorfields pattern . . .	,,	0	6	6	0	7	0
	Ditto, platinum Stem	,,	0	9	6	0	10	0
2234	Without Cystitome	,,	0	4	6	0	5	0



2235.



2236.



2237.

2235	With Cystitome (Mr. Pridgin Teale's) .	each	0	6	6	0	7	0
2236	With Lens Hook	,,	0	6	6	0	7	0
2237	With Rectangular Hook, platinum Stem .	,,	0	9	6	0	10	0

No

Eye Instruments, *continued*,—



2238.

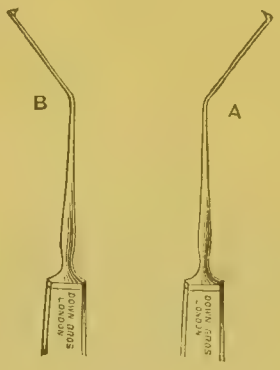

2239.



2240.

		With ivory handles. £ s. d.	With metal handles. £ s. d.
	Cystitomes,—		
2238	Straight (Graefe's) . . . . . each	0 4 0	0 4 6
	Ditto, with platinum Stem . . . „	0 7 0	0 7 6
2239	Curved, right (A), left (B) . . . „	0 4 0	0 4 6
2240	Moorfield's pattern . . . . „	0 4 0	0 4 6
	Ditto, with platinum stem . . . „	0 7 0	0 7 6



2241.

		£ s. d
	Directors,—	
2241	Critchett's, for Canaliculus . . . . . each	0 2
2242*	Guthrie's . . . . each, with ivory handle, 4*s.*; metal	0 4
	Discs (Savory & Moore's),—	
2243*	Atropine and Calabar Bean . . . . . per packet	0 2



2244.

Douches, Irrigators and Syringes,—

Douches,—

2244	Bowman's . . . . . each	0 4 9

* The items marked thus * are not illustrated

No.

Eye Instruments, *continued*,—

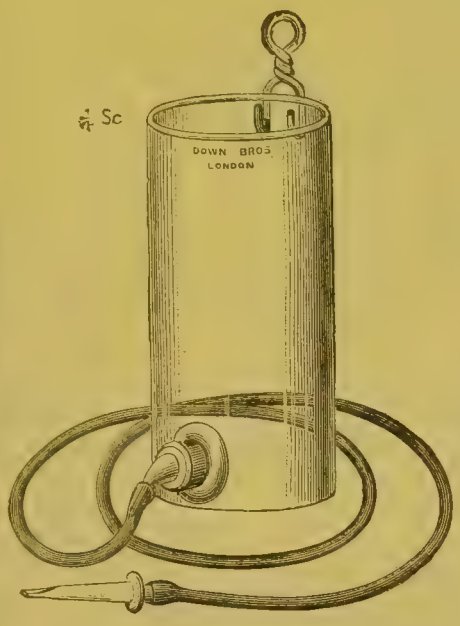

2245.



2246.

Douches, Irrigators and Syringes, *continued*,— £ *s. d.*

Douches, *continued*,—

245 Lawford's, with glass Reservoir, glass Pipe, and six feet india-rubber Tube and Spring Clip . . . each 0 6 6

246 Moorfields pattern, with earthenware Reservoir, and 6 feet india-rubber Tube and Spring Clip, each, 1½ pints, 4*s.* 3*d.*; 2 pints 0 4 9

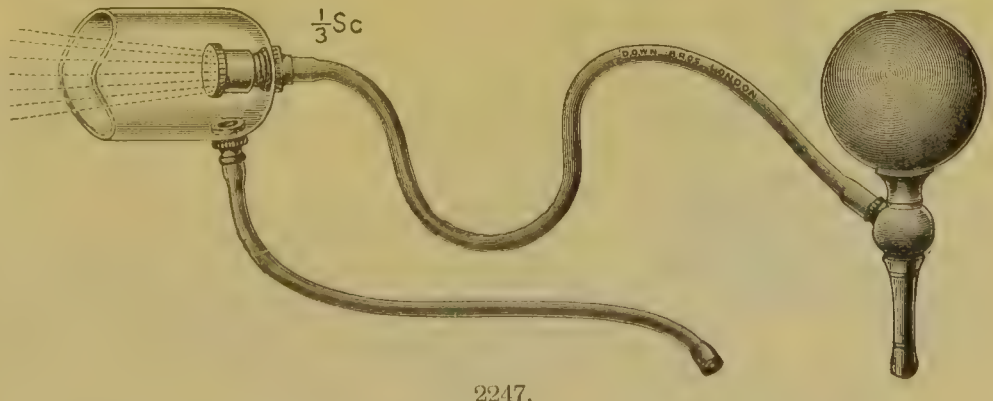

2247.

247 Self-use, with Glass and Waste-pipe . . . . each 0 11 0

No.

Eye Instruments, *continued*,—

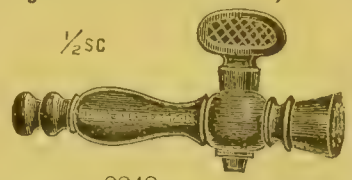

2248*a*.

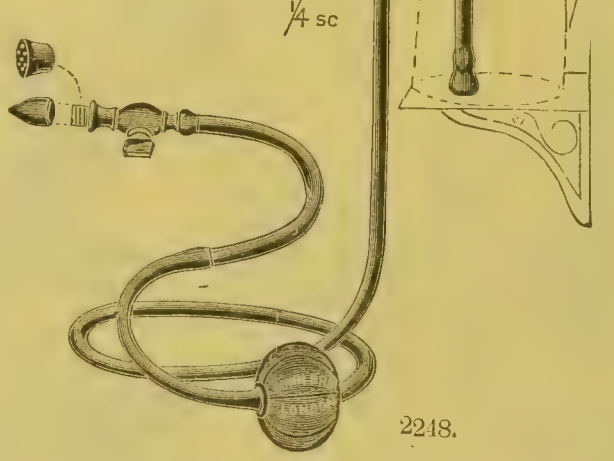

2248.

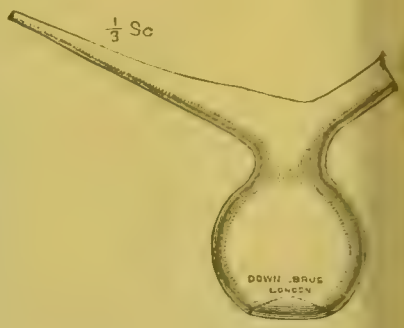

2249.

Douches, Irrigators and Syringes, *continued*,—

		£	s.	d.
2248	**Douches**, *continued*,—			
	Siphon, consisting of vulcanite Stopcock, with jets for Eye and Nose, india-rubber Tube and Sinker . . each	0	5	6
2249	Ditto, with Jet for Eye only, as 2248*a* . . . „	0	4	6
	Jessop's . . . . . „	0	1	0



2249*a*.

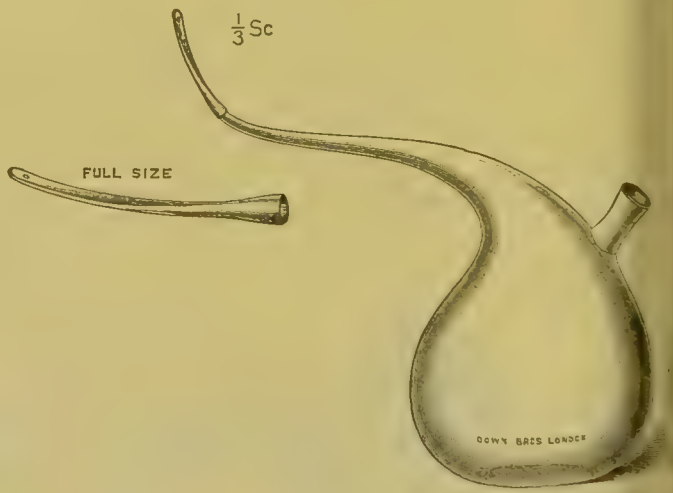

2250.

2249*a*	The "Undine," all glass . . . . . each	0	1	3
2250	The "Undine," for Anterior Chamber, with silver tip . „	0	7	6

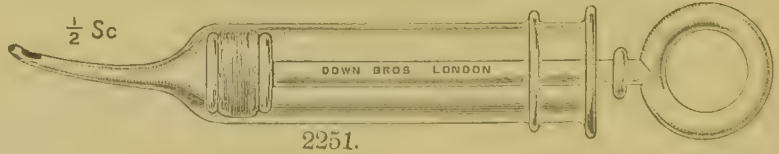

2251.

Syringes,—

2251	Bader's, glass, for syringing ointment under the eyelids per doz.	0	12	0

No.

Eye Instruments, *continued*,—



2252.

Douches, Irrigators and Syringes, *continued*,—

Syringes, *continued*,—

		£	s.	d.
2252	Ridley's, glass, with rubber piston, for use under eyelids, per doz.	0	12	0



2253.

2253	Panas', for washing out the Anterior Chamber after Cataract operation . . . . . each, 15*s.*; in metal case	0	19	6
2253*a*	Sub-conjunctival, 1c.c. all glass, with 2 platinum-iridium needles, in metal case	0	12	6



2254.

2254	Wray's, for Ophthalmia Neo Natorum . . . . each	0	4	6

These Syringes are made with soft elastic pipes to avoid injury to the cornea.

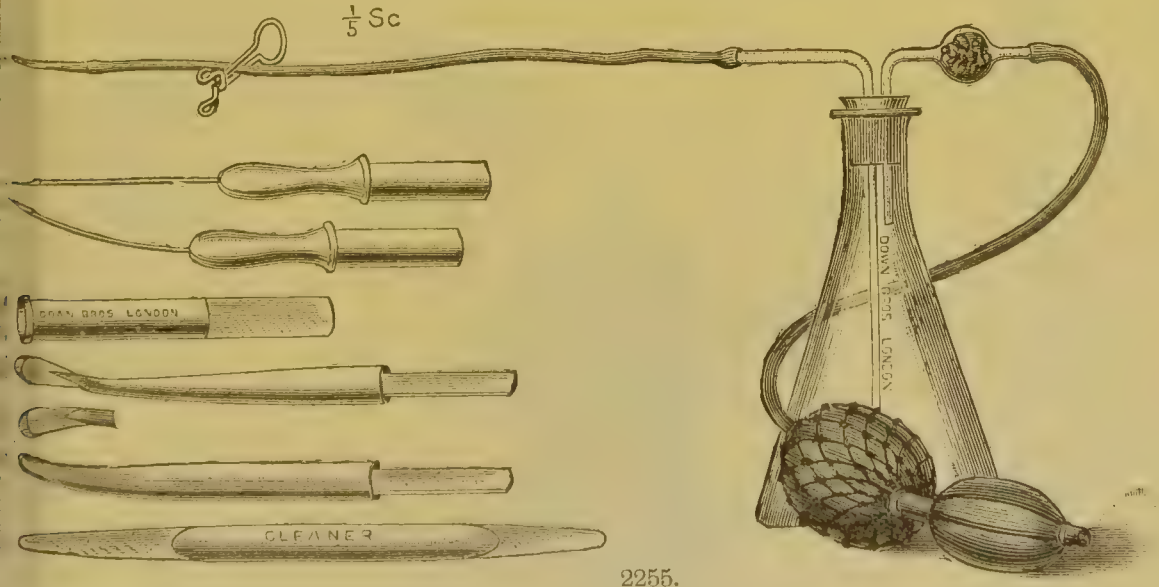

2255.

Irrigation Apparatus for Unripe Cataract,—

2255 McKeown's, consisting of Irrigator with Bellows, 1 Straight

* The items marked thus * are not illustrated.

No. **Eye Instruments,** *continued,*—

Irrigation Apparatus for Unripe Cataract, *continued,*— £ s. d.

Needle, 1 Curved Needle, 2 Curved Silver Nozzles of different shapes, 1 Mount for attaching Needles, and one Spatula for cleaning Nozzles. Complete 2 2 0

The Set of Needles and Nozzles, in case 1 16 6

The Irrigator, with Bellows 0 5 6

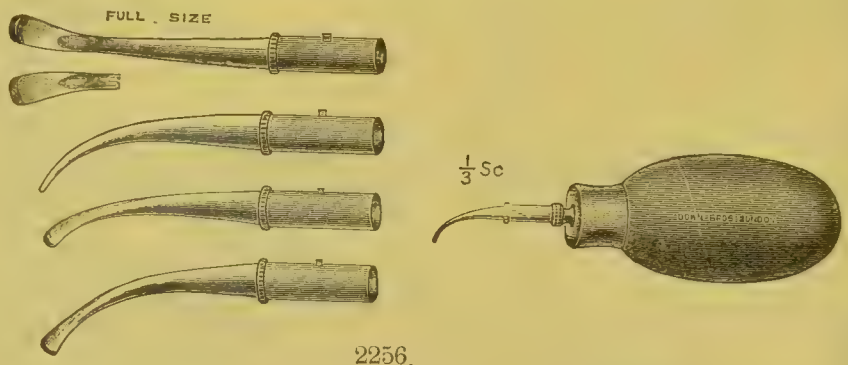

2256.

2256 Wanless', with set of 2 rubber bulbs and 5 silver pipes (one with gold end) . . . . . in mahogany case 2 10 0



2257.

Steam Vaporizer for Eyes,—

2257 Dr. Abadie's . . . . . each 0 15 0

Eye Instruments, *continued*,—

£ s. d.



2258.

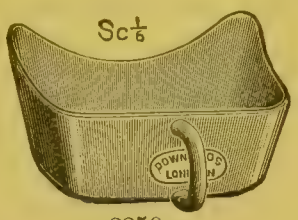

2259.

Dressing Trays, copper, nickel plated,—

Fisher's Triangular	each	0	9	6
Manchester's	„	0	12	6

Extract from the "Hospital," May 23, 1903.

NURSE MANCHESTER'S OPHTHALMIC DRESSING TRAY.

(DOWN BROS., LTD., ST. THOMAS'S STREET, BOROUGH, LONDON, S.E.)

The accompanying illustration represents a dressing tray which has been specially designed for use in the irrigation of the eyes. It is so constructed that it fits accurately to the side of the face, and hence can be used for patients in bed without fear of the lotion finding its way among the bed-clothes. The tray is cleanly, light, and handy to use, and Nurse Manchester is to be congratulated on her ingenuity in satisfying such an obvious want in ophthalmic surgery.



2260.

Drop Bottles (*see also page* 1361),—

Burdon Cooper's, portable, unspillable, white, green, blue, ruby, amber and canary colours	each	0	2	0
Set of 4 in case, with Spirit Lamp		0	13	0



2261



2262.



2264.



2266.

Galezowski's	each	0	1	3
Liebreich's, white glass . . .	per doz., 1*s.* 9*d.*; in boxes	0	2	6
Ditto, assorted colours—amber, blue, green, purple, and white, with india-rubber corks . .	per doz., 4*s.* 9*d.*; in boxes	0	5	6
Russ Wood's, with glass caps, in boxes . . .	each	0	2	0

Extract from the "Lancet."

Mr. C. G. Russ Wood, Ophthalmic Surgeon to the Sanatorium for Children, Southport, has designed a Drop Bottle for Ophthalmic

* The items marked thus * are not illustrated.

No. **Eye Instruments,** *continued,*—

£ s. d

Drop Bottles, *continued,*—

practice, which he finds meets all requirements. It consists entirely of glass, and is shaped to the form of the hollow of the hand, so that the drops may be easily expelled by its warmth. As there is no india-rubber or cork to perish, it is likely to be especially convenient to those who have occasion to use eye drops only at long or irregular intervals. It is easily cleaned, and can be boiled for sterilization. The bottle is made by Messrs. DOWN BROS.

2265* Simpson's . . . . . each 0 2 (

2266 With india-rubber caps . . . per doz., ¾-oz., 6s.; 1¼-oz. 0 7 (



2267.

Drop Bottles, for sterilizing Ophthalmic Solutions,—

2267 Cargill's, in 7 colours (light blue, flint, ruby, milk and flint striped, dark blue, green and amber) for atropine, cocaine, eserine, homatropine, adrenalin, euphthalmine and fluorescein respectively, vitrified labels, the set complete with mahogany stand 0 18 6

Spare Drop Bottles . . . . . each 0 2 0

The form of Glass Drop Bottle shown in the illustration embodies some practical improvements in a bottle of a somewhat similar type which I designed some years ago, and which I have found preferable to any other, rubber pipettes and corks (as well as their difficulties of sterilization and lack of permanency) being dispensed with. The bottle itself may be efficiently and easily sterilized by boiling, while the addition of the cap prevents dust accumulating around its neck and the consequent risk of contaminating the point of the pipette.

In use, having removed the cap, the contents are expelled in the ordinary way by the air being expanded by the warmth of the hand. The contained solutions may be sterilized from time to time by removing the cap, loosening the pipette, and allowing the contents to boil slowly for three minutes, after which distilled water should be added to compensate for loss of solution in the bottle. It is better to boil the caps separately.

These modifications have been accurately carried out by Messrs. Down Bros., St. Thomas's Street, who are making the bottles in seven distinctive colours.

L. VERNON CARGILL, F.R.C.S.

31, Harley Street, W.

* The items marked thus * are not illustrated.

Eye Instruments, *continued*,—

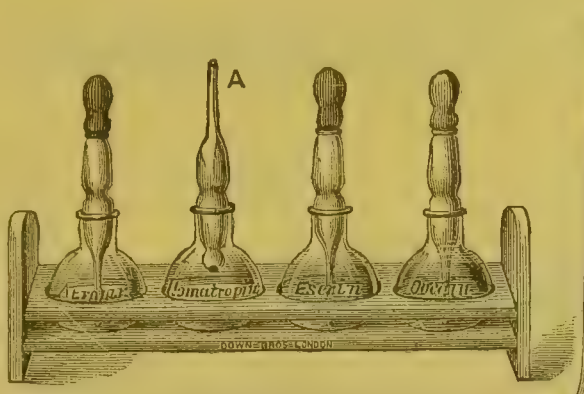

2268.



2269.

	£	s.	d.
Drop Bottles, for sterilizing Ophthalmic Solutions, *continued*,—			
268 Stroschein's set of 4, with mahogany stand	0	10	6
Spare Bottles, in 5 varieties: black for Atropin, white for Cocain, amber for Eserin, amber for Pilocarpin, and blue for Homatropin . . . . . each	0	1	6
269 Tripod . . . . . „	0	1	6

These bottles, when fitted with india-rubber cap, as shown in the illustration, act as drop bottles in the ordinary way. When it is desired to sterilize the contained solution, the india-rubber cap is removed and the stopper reversed (A), and the bottle is then placed on the tripod with spirit lamp underneath, and allowed to boil for three minutes; steam escapes through the pipette. In order to compensate for the concentration of the fluid by evaporation, from eight to ten drops of distilled water should be added to 20 cc/m (6 drams) of the solution before sterilizing.

Drop Tubes (*see page* 1362).



2270.

270 **Drums, for testing knives, etc.,** with kid, each, boxwood, 1*s.* 6*d.*; metal	0	2	6
Kid, for use with same . . . . . per oz.	0	12	0

Evisceration Globes (*see* Vitreous Bodies, Artificial, *page* 581).

Evisceration Scoops (*see page* 582).

No.

Eye Instruments, *continued*—



2271.

Forceps, nickel plated,—

Capsular,—

		£	s.
2271	Couper's, as used at Moorfields, etc. . . . . each	0	7
*2271*a*	Ditto, with take-off joint . . . . . „	0	10



2272.

2272	With $\frac{6}{7}$ teeth at back . . . . . each	0	7

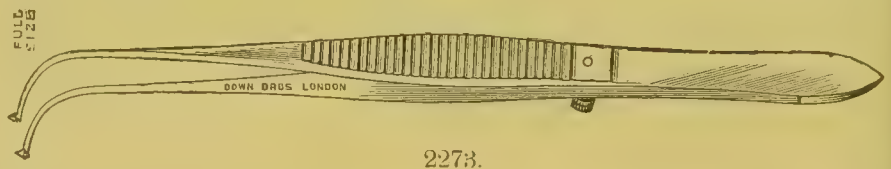

2273.

2273	De Wecker's . . . . . each	0	12



2274.

2274	McHardy's $\frac{10}{11}$ teeth . . . . . each	0	12



2275.

2275	Panas' . . . . . each	1	6



2276.

2276	Ramsay's, for extracting a tough capsule . . . each	0	6

* The items marked thus * are not illustrated.

No.

Eye Instruments, *continued,*—



2277.

		£	s.	d.
	Forceps, nickel plated, *continued,*—			
	Capsular, *continued,*—			
2277	Rochon-Duvignaud's . . . . . each	0	12	6



2278.

2278	Sinclair's, $\frac{5}{6}$ teeth . . . . . each	0	12	6



2280.

2280	Terson's, plain spring, $\frac{2}{3}$ teeth . . . . . each	0	8	0

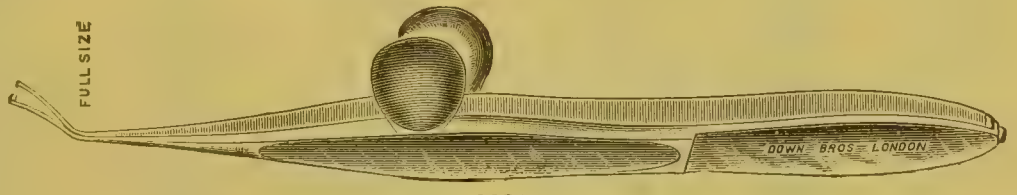

2281.



2282.

2281	Terson's, $\frac{1}{2}$ teeth . . . . . each	1	0	0
2282	Terson's, $\frac{2}{3}$ teeth . . . . . „	1	1	0

Chalazion Forceps (*see page* 530).

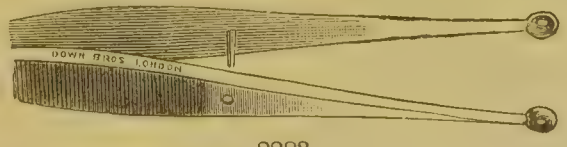

2283.

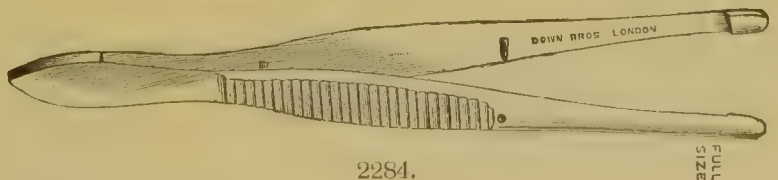

2284.

Cilia,—

2283	With fenestrated points . . . . . each	0	3	6
2284	With flattened ends, square or rounded . . . „	0	3	6
2285*	Ditto, with joints to take apart . . . . . „	0	6	0

* The items marked thus * are not illustrated.

No. **Eye Instruments,** *continued,*—



2286.

Forceps, nickel plated, *continued,*— £ *s. d.*

Cilia, *continued,*—

2286 With square serrated ends . . . . . each 0 3 6

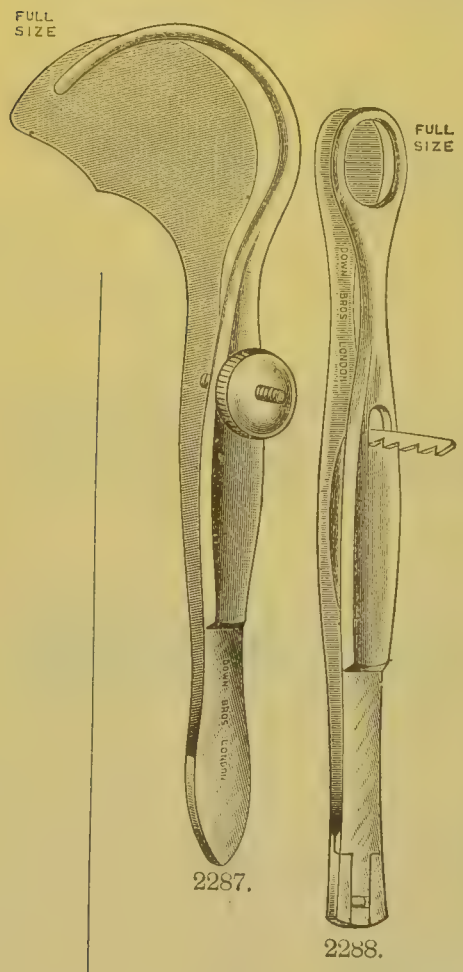

2287.

2288.

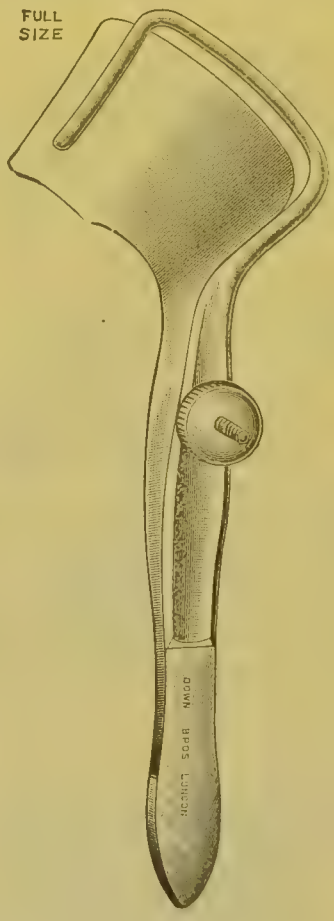

2290.

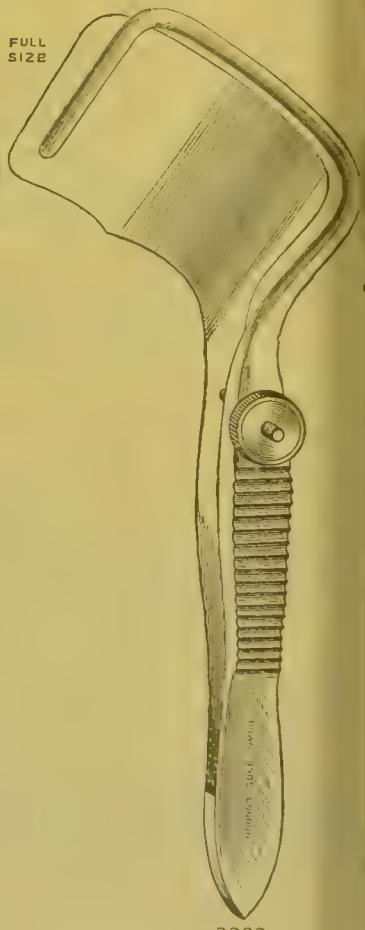

2292.

Entropium (*see also* Trichiasis),—

2287 Desmarre's, right and left . . . . . each 0 9 0

2288 Rolston's, for Tarsal Cysts, with take-off joint . . „ 0 11 6

2289* Ditto, with fixed joint . . . . . „ 0 9 0

2290 Snellen's, right and left . . . . . „ 0 9 0

2291* Ditto, with take-off joint . . . . . „ 0 11 6

2292 Moorfields pattern, with large blades, right and left . „ 0 10 0

*2292*a* Ditto, ditto, with take-off joint . . . . . „ 0 12 6

* The items marked thus * are not illustrated.

No.

Eye Instruments, *continued,—*

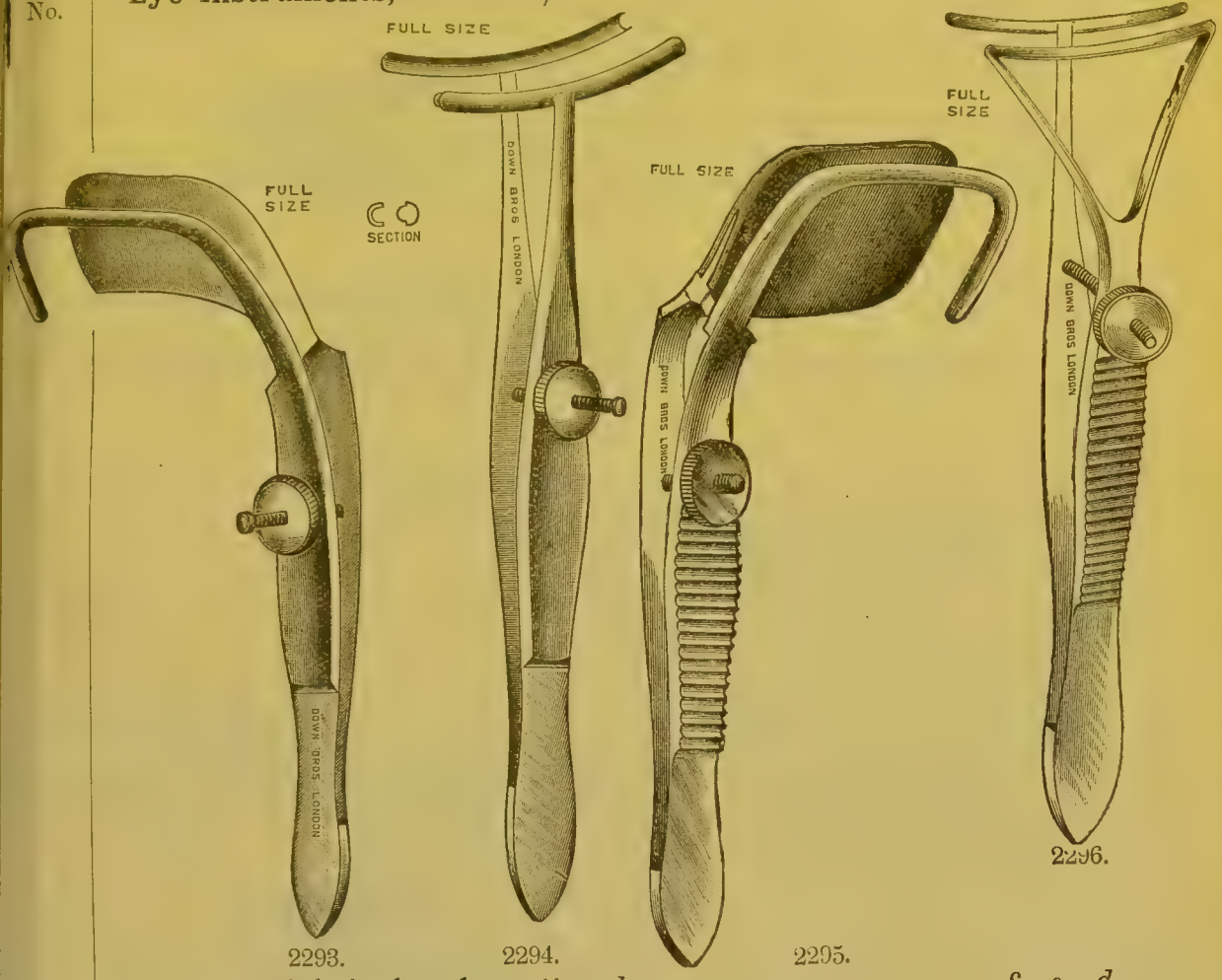

2293. 2294. 2295. 2296.

Forceps, nickel plated, *continued,—*

		£	s.	d.
	Entropium, continued,—			
2293	Sym's (Dr. Sym uses this pattern for both right and left), each	0	12	6
2294	With T-shaped Blades . . . . . ,,	0	9	6
2295	With tortoiseshell Blades, right and left . . . ,,	0	15	6
2296	With triangular ditto . . . . . ,,	0	9	6

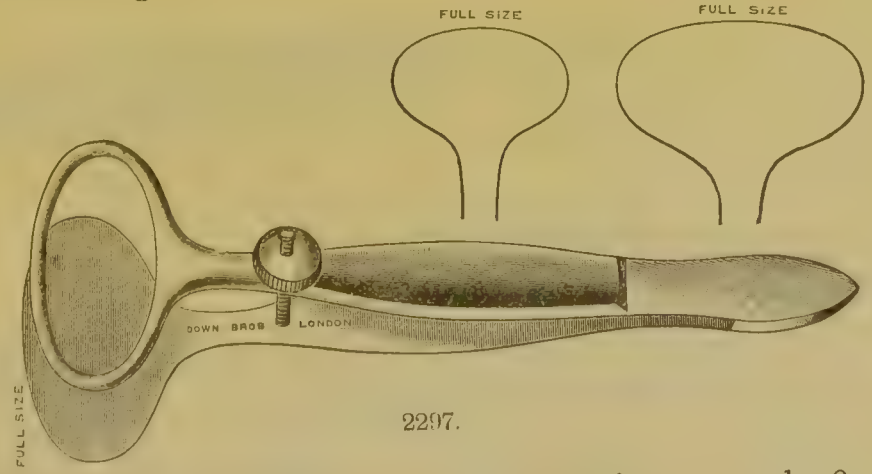

2297.

2297	Wilde's Oval "Tarsal Tumour Forceps," two sizes . each	0	9	0
2298*	Ditto, ditto, with joint to take apart . . . . ,,	0	11	6

* The items marked thus * are not illustrated.

No.

Eye Instruments, *continued,—*

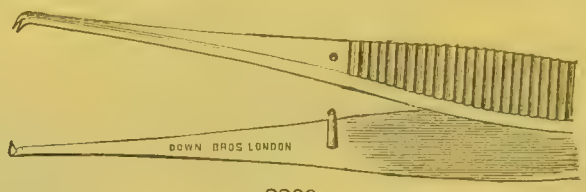

2299.

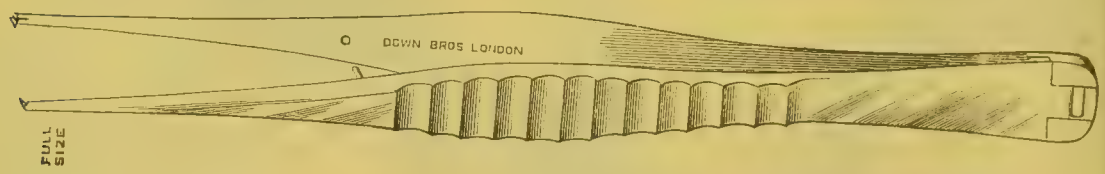

2300.

£ s. d.

Forceps, nickel plated, *continued,—*

Fixation,—

2299 Ordinary pattern, tenaculum points . . . . each 0 4 6

2300 Ditto, ditto, with joints to take apart . . . „ 0 6 6

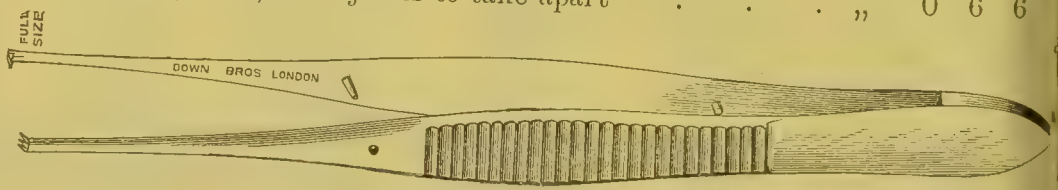

2301.



2302.

2301 Ordinary pattern, with $\frac{2}{3}$ teeth . . . . . each 0 5 6

2302 Ditto, ditto, with Spring Catch . . . . . „ 0 6 6

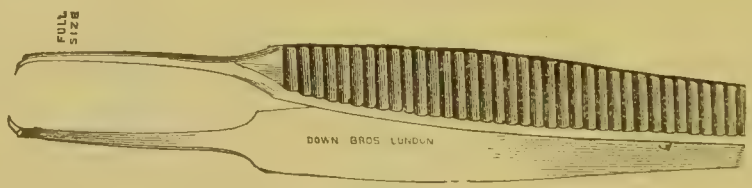

2303.

2303 Bader's . . . . . each 0 5 6

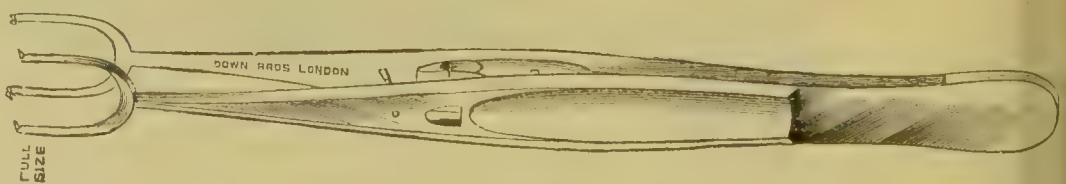

2304.

2304 Beaumont's, double bladed . . . . . each 0 13 6

Eye Instruments, *continued,*—



2305.

£ *s.* *d.*

Forceps, nickel plated, *continued,*—

Fixation, *continued,*—

Birmingham pattern, with $\frac{2}{3}$ teeth, fine. . . . each 0 6 6



2306.

Critchett's . . . . . each 0 5 6

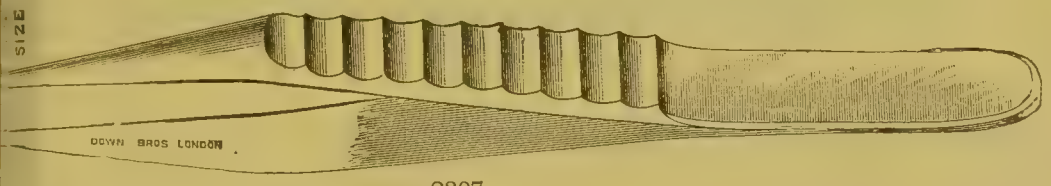

2307.

Crossed points, as used at St. Mary's Hospital . . each 0 4 9

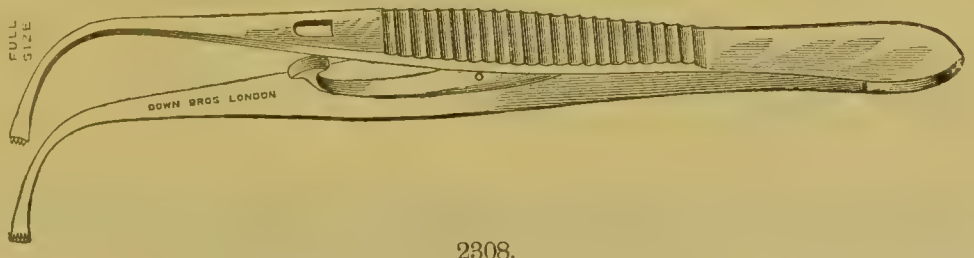

2308.

Curved, with Catch . . . . . each 0 7 6

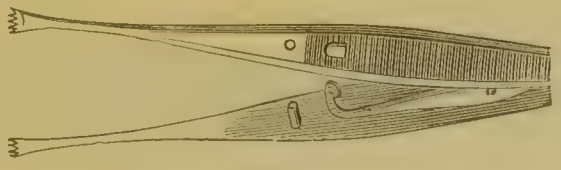

2309.

Graefe's, with $\frac{4}{5}$ teeth and Spring Catch . . each 0 7 6

Ditto, with $\frac{4}{5}$ teeth without Catch . . . . „ 0 6 6

Ditto, with $\frac{4}{5}$ teeth, Spring Catch and take-off joint „ 0 10 6

* The items marked thus * are not illustrated.

No.

Eye Instruments, *continued,*—

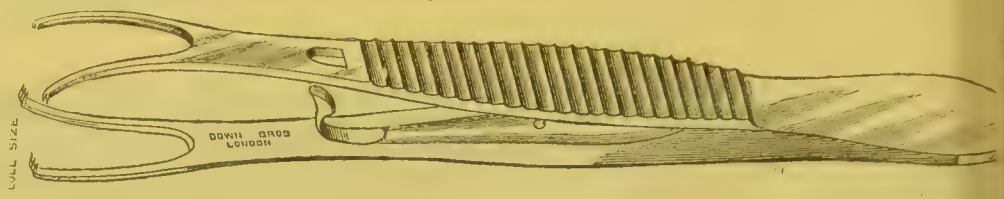

2311.

Forceps, nickel plated, *continued,*— £ s. d.

Fixation, *continued,*—

2311 Luer's, double bladed, ⅔ teeth on each blade . . . each 0 13 0



2312.

2312 "Musical pattern," with holding and releasing Spring . each 0 13 0



2313.

2313 Stevens', with Catch . . . . . each 0 7 0
2314* Ditto, without Catch . . . . . „ 0 6 0



2315.

2315 Stevens' Curved, without Catch . . . . . each 0 6 0



2316.



2318.

Iris,—

2316 Straight, with serrated points . . . . . each 0 5 0
2317* Curved, ditto . . . . . „ 0 5 0
2318 Curved, with tenaculum points . . . . . „ 0 5 6

* The items marked thus * are not illustrated.

No.

Eye Instruments, *continued*,—



2319.



2320.

Forceps, nickel plated, *continued*,— £ s. d.

Iris, *continued*,—

2319	Curved, obtuse angle, with tenaculum points, "Birmingham" pattern . . . . . each	0	5	6
2320	Curved, rectangular, with tenaculum points . . . „	0	5	6



2321.

2321	Cargill's, very fine, with teeth at back . . . . each	0	7	6
2322*	Hamilton's, very fine, with serrated jaws . . . „	0	6	6



2323.



2325.

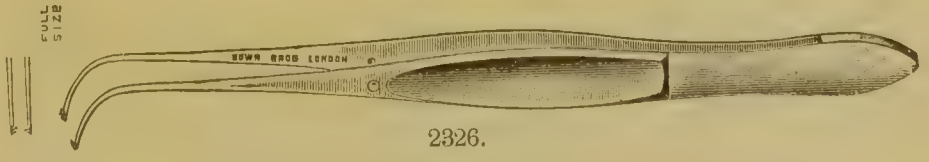

2326.

2323	Curved, with shoulder, tenaculum points . . . each	0	5	6
2324*	Ditto, ditto, short (3 in.), "Wolverhampton" pattern „	0	5	6
2325	Straight, ditto, ditto . . . . . „	0	5	6
2326	Curved, rectangular, with teeth at back (Bader's) . „	0	7	0

* The items marked thus * are not illustrated.

No.

Eye Instruments, *continued*,—

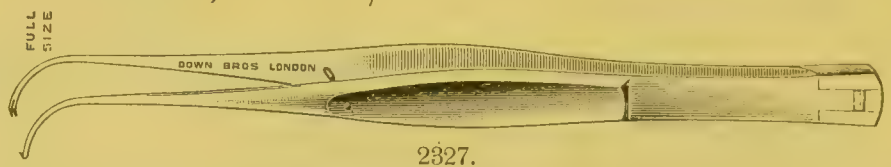

2327.

Forceps, nickel plated, *continued*,—

£ s. d.

Iris, *continued*,—

2327 Curved, rectangular, with joint to take apart . . each 0 8 6

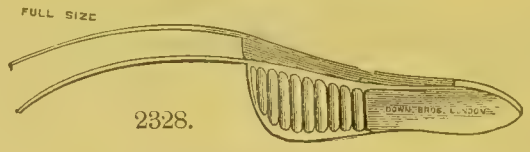

2328.

2328 Fischer-Arlt's . . . . . each 0 5 6



2329.



2330.

2329 Graefe's Short Model, straight . . . . . each 0 5 6

2330 Ditto, ditto, curved . . . . . ,, 0 5 6



2331.



2332.

2331 Liebreich's, with teeth at points . . . . . each 1 8 6

2332 Ditto, with teeth at back . . . . . ,, 1 8 6

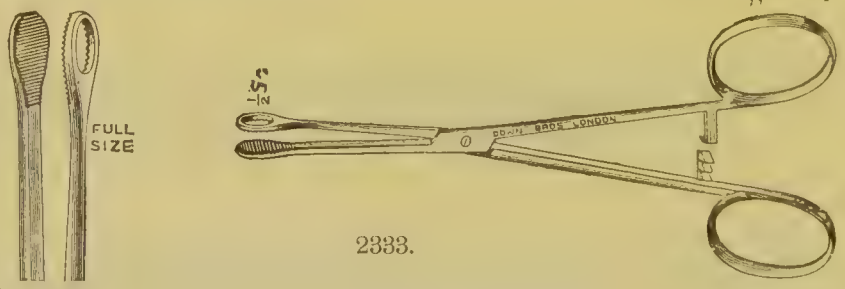

2333.

2333 **Meibomian Cyst, or Chalazion Forceps,**—
Griffith's . . . . . each 0 12 0

These Forceps facilitate the surgical treatment of Meibomian Cysts in the *lower* eyelid. Held in the left hand, pressure is made by the solid blade immediately below the tumour so that the eyelid becomes everted, then, the Forceps being closed so that the fenestrated blade covers the discoloured area on the conjunctival aspect of the lid, the incision is made with the right hand and the contents removed without difficulty. The two chief features are:—(*a*) Complete command of the eyelid. (*b*) Absence of hæmorrhage till the Forceps are opened.

No. **Eye Instruments,** *continued*,—

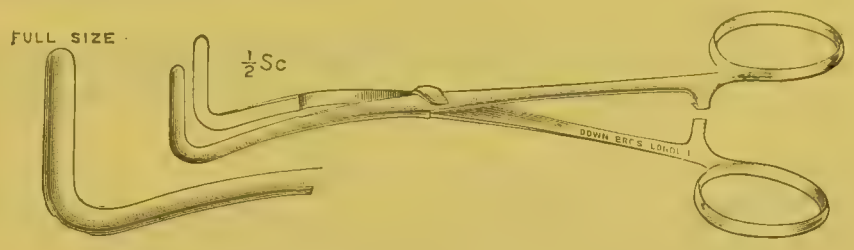

2334.

£ s. d.

Forceps, nickel plated, *continued*,—

Palpebral Forceps,—

2334 Work Dodd's . . . . . each 0 10 6

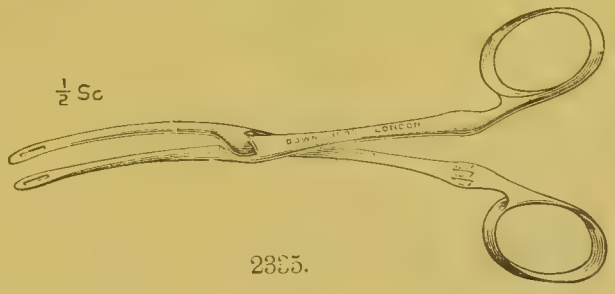

2335.

2335 Ptosis Forceps, Mules' . . . . . each 0 7 0



2336.

Rectus,—

2336 Priestley Smith's (for Tenectomy) . . . . each 0 12 0

Vide *Ophthalmic Review*, April, 1898.—"Tenectomy for Strabismus: A Simplified Operation," by Priestley Smith, Professor of Ophthalmology, Mason University College, Birmingham.

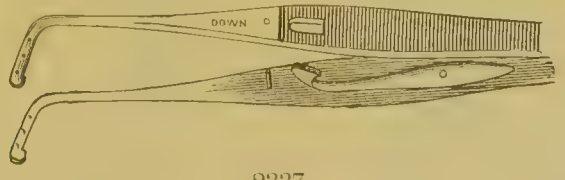

2337.

2337 Prince's, curved to the right or left . . . . each 0 12 0
*2337a Ditto. ditto, with take-off joint . . . . „ 0 14 6

These are supplied with screws instead of spring catches at same price.



2338.

Suture,—

2338 Bull-dog, with fine points . . . . . each 0 2 0

* The items marked thus * are not illustrated.

No. **Eye Instruments,** *continued,*— £ s. d.

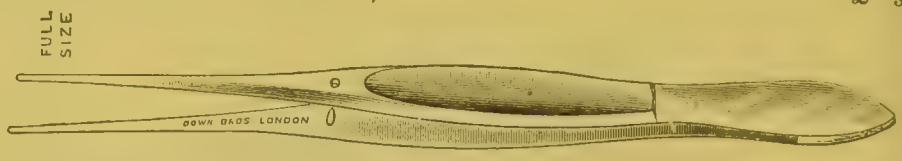

2339

Forceps, nickel plated, *continued,*—

Suture, *continued,*—

2339 Fine, with plain jaws, as used at St. Thomas's . . each 0 4 9

Tarsal Cyst (*see pages* 524–525, 530).

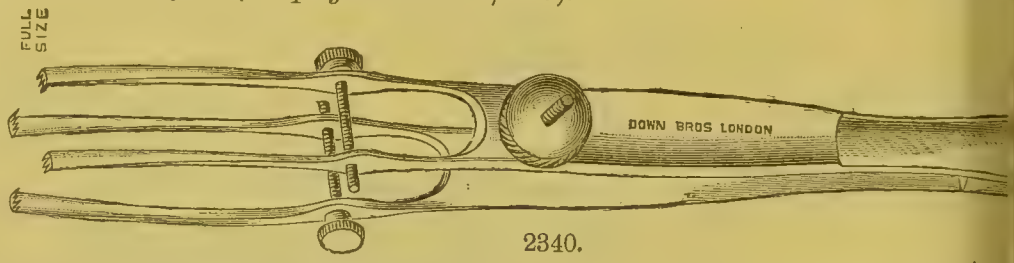

2340.

Trichiasis (*see also* Entropium),—

2340 Kenneth Scott's (of Cairo) . . . . . each 1 5 6

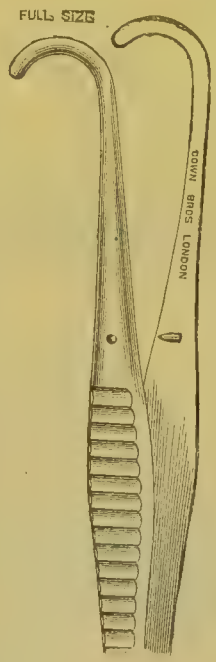

2341.



2342.



2343.

Trachoma,—

2341 Grady's . . . . . each 0 8 0

2342 Knapp's . . . . . „ 0 15 0

2343 Stephenson's, more powerful, with 2 sets of rollers . „ 0 16 0

*2343*a* Ditto, ditto, with take-off joint . . . . „ 0 18 6



2344.

Trachoma Scraper or "Reibeisen," nickel plated,—

2344 Dohnberg's, in metal handle . . . . . each 0 8 6

* The items marked thus * are not illustrated.

No.

Eye Instruments, *continued*,—



2345.

Hooks,—

Advancement,—

		With ivory handles. £ s. d.	With metal handles. £ s. d.
2345	De Wecker's . . . . . each	1 5 0	1 7 0



2346.



2347.



2348.

Capsular,—

2346	Weber's	each	0	4	6		0	5	0

Fixation,—

2347	Guthrie's Double	each	0	5	0		0	5	6
2348	Straight	,,	0	4	0		0	4	6



2349.



2350.



2351.



2352.

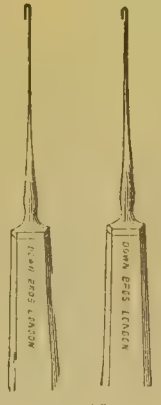

2353.

Iris,—

2349	Bowman's silver	each	0	4	0		0	4	6
2350	Graefe's	,,	0	4	0		0	4	6
2351	Streathfield's Spatula	,,	0	4	0		0	4	6
2352	Tyrrell's	,,	0	4	0		0	4	6
	Ditto, with platinum Stem . .	,,	0	6	0		0	6	6
2353	Ditto, Double platinum . .	,,	0	10	0		0	10	6

Eye Instruments, *continued*,—



2354.



2355.

Hooks, *continued*,—

Lens,—

No.		With ivory handles. £	s.	d.	With metal handles. £	s.	d.
2354	Curved . . . . . each	0	4	0	0	4	6
2355	Rectangular . . . . . „	0	4	0	0	4	6
	Ditto, and platinum Stem . . . „	0	6	0	0	6	6



2356.



2357.



2358.



2359.



2360.



2361.



2362.



2363

Strabismus,—

2356	Cowell's . . . . . each	0	3	6	0	4	0
2357	Graefe's, 2 sizes, A and B . . . „	0	3	6	0	4	0
2358	Guy's pattern . . . . . „	0	3	6	0	4	0
2359	McGillivray's . . . . . „	0	3	6	0	4	0
2360	Ditto, new model . . . . . „	0	3	6	0	4	0
2361	McHardy's . . . . . „	0	4	0	0	4	6
2362	Stevens' . . . . . „	0	3	6	0	4	0
2363	Walton's . . . . . „	0	3	6	0	4	0



2364.

2364 **Tenaculums**, for transfixion, nickel plated . . . each 0 3 6

No. **Eye Instruments,** *continued*,— £ *s.* *d.*



2365.

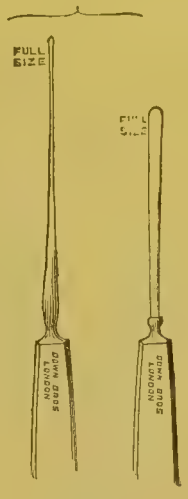

2366.



2367.



2368.



2369.

Iris Repositors,—

			With ivory handles. £ *s.* *d.*	With metal handles. £ *s.* *d.*
2365	Bowman's Double platinum Spatula . .	each	0 10 0	0 10 6
2366	Lawford's Spatula and Probe . . .	,,	0 6 6	0 7 0
2367	Silver, Straight or Curved . . .	,,	0 4 0	0 4 6
2368	Snell's, silver	,,	0 4 6	0 5 0
2369	Tortoiseshell, Straight or Curved . .	,,	0 4 3	0 4 9



2370.

Knives,—

Capsulotomes,—

2370 Knapp's. . . . . each 0 6 0 0 6 6

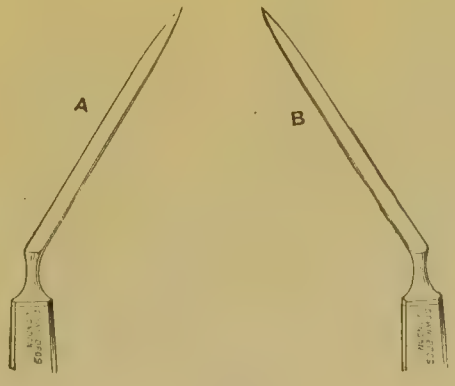

2371.

Cataract,—

2371 Bader's, right and left . . . each 0 6 6 0 7 0

No.

Eye Instruments, *continued*,—



2372.



2373.



2374.



2375.



2376.

Knives, *continued*,—

Cataract, *continued*,—

		With ivory handles. £	*s.*	*d.*	With metal handles. £	*s.*	*d.*
2372	Beer's . . . . . each	0	4	6	0	5	0
2373	Cooper's . . . . . „	0	4	6	0	5	0
2374	Dixon's . . . . . „	0	4	6	0	5	0
2375	Graefe's, broad (A), narrow (B) . . .,	0	4	6	0	5	0
2376	Ditto (McHardy's model) . . . „	0	4	6	0	5	0



2377.



2378.



2379.

2377	Hartley's . . . . . each	0	4	6	0	5	0
2378	Sichel's, 2 sizes (A and B) . . . „	0	4	6	0	5	0
2379	Taylor's . . . . . „	0	6	0	0	6	6

No.

Eye Instruments, *continued*,—



2380.



2381.



2382.

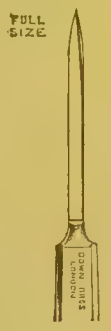

2383.

Knives, *continued*,—

Cataract, Secondary,—

			With ivory handles. £ s. d.	With metal handles. £ s. d.
2380	Desmarre's, with convex edge	each	0 4 6	0 5 0
2381	Ditto, with concave ditto	,,	0 4 6	0 5 0
2382	Straight edge	,,	0 4 6	0 5 0
2383	Glaucoma	,,	0 4 6	0 5 0



2384.





2385.





2386



2387.

Iridectomy (or Keratomes),—

2384	Bader's, straight	each	0 5 0	0 5 6
2385	Bader's, angular (A, B, and C)	,,	0 5 0	0 5 6
2386	Guarded	,,	0 6 6	0 7 0
2387	Hartridge's	,,	0 5 6	0 6 0

No.

Eye Instruments, *continued*,—

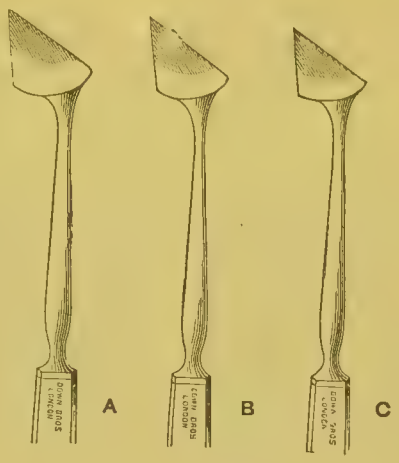

2388.



2389.



2390.



2391

Knives, *continued*,—

Iridectomy (or Keratomes), *continued*,—

			With ivory handles. £	*s.*	*d.*	With metal handles. £	*s.*	*d.*
2388	Jaeger's angular (A, B, and C) . .	each	0	5	0	0	5	6
2389	Ditto, straight	„	0	5	0	0	5	6
2390	Macnamara's straight	„	0	5	0	0	5	6
2391	Ramsay's, with scoop to receive aqueous humour	„	0	16	0	0	16	6

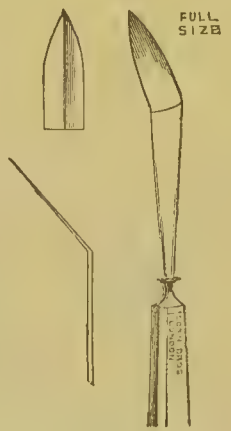

2392.



2393.



2394.

2392	Sym's	each	0	6	6	0	7	0
2393	Taylor's, sharp	„	0	5	0	0	5	6
2394	Ditto, blunt	„	0	5	0	0	5	6

No.

Eye Instruments, *continued*,—



2395.



2396

Knives, *continued*,—

Scalpels,—

		With ivory handles. £ s. d.	With metal handles. £ s. d.
2395	Large . . . . . each	0 3 0	0 3 6
2396	Small . . . . . „	0 3 0	0 3 6



2397.

2397 Scalpel with Raspatory, suggested by Simeon Snell, F.R.C.S. (on the Jordan Lloyd model), solid forged . . each £ 0 s. 4 d. 6



2398.



2399.





2400.



2401.

Canaliculus,—

		With ivory handles. £ s. d.	With metal handles. £ s. d.
2398	Bowman's Punctum . . . . each	0 5 0	0 5 6
2399	Liebreich's . . . . . „	0 6 0	0 6 6
2400	McGillivray's, with probe . . . „		0 8 6

Extracted from the "Medical Review," April, 1900:—

As regards the knife, Weber's is the one the writer generally employs, but he prefers the knife shown in the illustration made by Down Brothers. It consists of a probe at one end and a knife at the other. The knife is

No.

Eye Instruments, *continued*,—

Knives,—

Canaliculus, *continued*,—

essentially a flattened conical probe, having one of the edges sharpened about 5 mm. from the point. The conical shape of the cutting edge allows the canaliculus to be divided accurately while the knife is being passed along it—a matter of importance when it is desired to make the inner ridge of the divided canaliculus lower than the outer. Further, the straight conical-shaped point facilitates the entrance of the knife into the stenosed portion of the duct, a distinct improvement on the curved point of the Weber's knife.

		With ivory handles. £ s. d.	With metal handles. £ s. d.
2401	Ridley's . . . . . each	0 7 0	0 7 6

I have had a knife made by Messrs. DOWN BROS. for the purpose of slitting the canaliculus which in some respects has advantages over Weber's knife. It has a very short and not very sharp probe extending beyond the blade in a straight line with the back. In this latter respect it resembles Tweedy's modification of Weber's knife, the latter having the probe point bent towards the edge of the blade. The probe point of my knife is fine enough to enter the punctum without previous dilatation, and not sharp nor prominent enough to endanger the mucous membrane when carefully used. The fore part of the blade of my knife, too, is sharp, so it can be used with greater precision than the other instruments.

After the knife has been withdrawn, a full-sized Bowman's conical probe is passed down the duct, and after that the passage is syringed through with a solution of quinine or boric acid.

N. C. RIDLEY, F.R.C.S.,
Ophthalmic Surgeon, Leicester Infirmary.

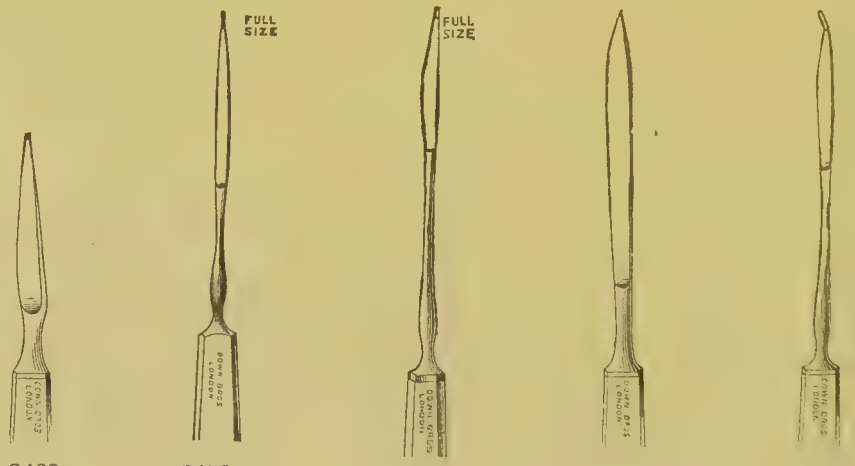

2402. 2403. 2404. 2405. 2406.

2402	Stilling's	each	0	5	0	0	5	6
2403	Theobald's	,,	0	5	6	0	6	0
2404	Tweedy's	,,	0	5	6	0	6	0
2405	Walton's	,,	0	4	6	0	5	0
2406	Weber's, with probe end, improved .	,,	0	5	6	0	6	0



2407.

2407	Thomas's "Stricturotome" . .	each	0	6	6	0	7	0

No.

Eye Instruments, *continued*,—



2408.



2409.



2410.



2411.

Knives, *continued*,—

Scarifying,—

		With ivory handles. £ s. d.	With metal handles. £ s. d.
2408	Curved . . . . . each	0 4 3	0 4 9
2409	Straight . . . . . „	0 4 3	0 4 9

Synechia,—

2410	Lang's, blunt . . . . . „	0 5 6	0 6 0
2411	Ditto, sharp . . . . . „	0 5 6	0 6 0

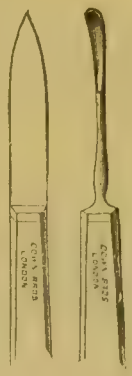

2412.



2413.



2414.

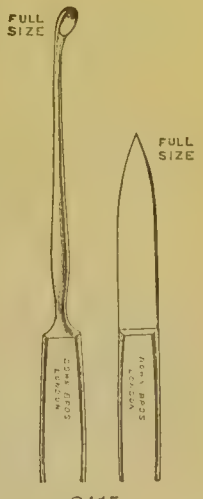

2415.

Tarsal Cyst,—

2412	Bowman's, with Scoop . . . . each	0 7 3	0 7 9
2413	Cheselden's, with Scoop . . . . „	0 7 3	0 7 9
2414	McGillivray's, with steel Scoop . . „		0 10 0
2415	McHardy's, with steel Scoop . . . „		0 9 6

No. **Eye Instruments,** *continued,*—



2416.

£ s. d.

Lacrymotomes,—

2416 Girard Teulon's . . . . . each 0 13 6



2417.

2417 Greenslade's Concealed Knife, metal handle . . . each 0 15 0



2418.

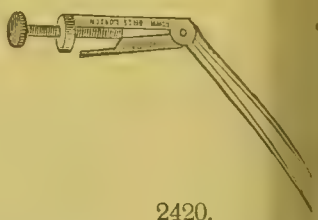

2420.



2419.

Lacrymal Probes and Dilators,—

2418 Bowman's Bi-valve Dilator, nickel plated . . . each 0 10 6
2419 Bowman's silver Conical Probe Dilator . . . . „ 0 1 6
2420 Galezowski's Dilator, nickel plated . . . . . „ 0 5 6



2421.

2421 Anel's, three sizes . . . . . each 0 1 0



2422.

2422 Argyll Robertson's set of 5, in metal case 0 7 6

No. **Eye Instruments,** *continued,*—



2423.

£ s. d.

Lacrymal Probes and Dilators, *continued,*—

2423 Bowman's set of 4, with Critchett's fine-grooved Director, in case 0 7 6



2424.

2424 Bowman's bulbous, for Nasal Duct, each, per set of 6, in case . 0 9 6

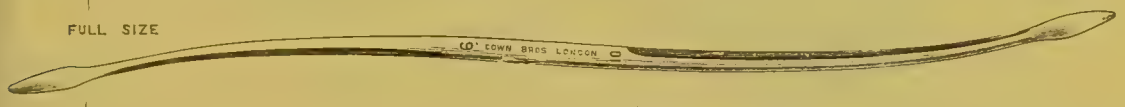

2425.

2425 Couper's, same as above (but with grooves), per set of 6, in case 0 15 0

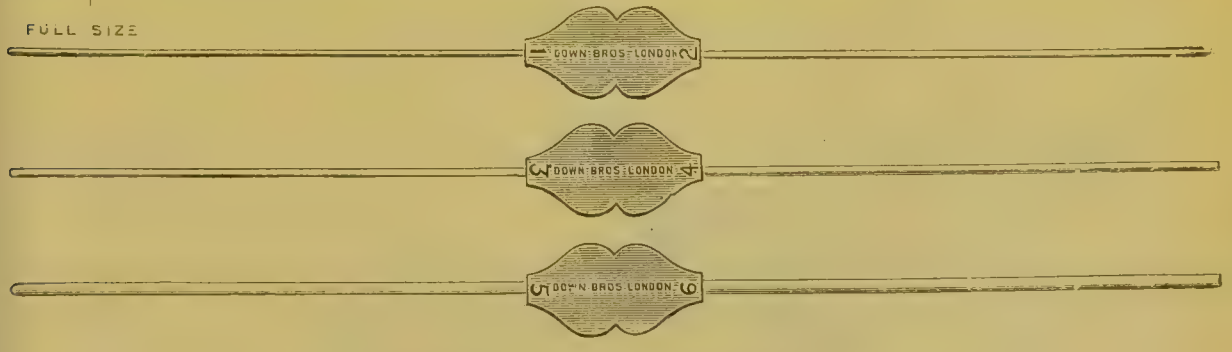

2426.

2426 Liebreich's silver, per set of 3, 6 sizes $\frac{1}{2}$, $\frac{3}{4}$, $\frac{5}{6}$ (French gauge) . 0 6 9



2426*a*

2426*a* Lang's conical . . . . . each 0 2 6



2427.

2427 Nettleship's conical . . . . . each 0 1 6

No. | **Eye Instruments,** *continued,*—



2428.

Lacrymal Probes and Dilators, *continued,*— £ *s.* *d.*

2428 Simeon Snell's Nasal Duct Probes, 5 sizes . . . each 0 4 0

2429* Ditto, Complete Set, consisting of 5 Nasal Duct Probes, 2 Fine Canaliculus Probes, Critchett's Director, and Weber's Knife, in leather case 1 15 0



2430.

2430 Walton's, silver, conical at each end, per set of 3, 6 sizes, $\frac{1}{2}$, $\frac{3}{4}$, $\frac{5}{6}$ (French gauge), in metal case 0 7 0



2431.

2431 Walton's steel . . each, in ivory handle, 4*s.*; metal handle 0 4 6



2432.

2432 Weber's . . . . . each, plated, 3*s.* 6*d.*; silver 0 5 0

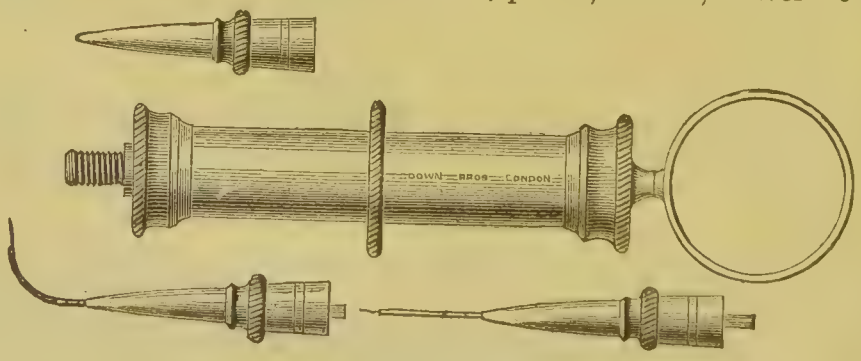

2433.

Lacrymal Syringes,—

2433 Anel's, entirely of silver, with metal Piston, fitted with 2 fine gold Pipes and one conical silver Pipe, in metal case . 1 11 6

Ditto, of metal plated, with metal piston, 2 fine gold Pipes and one plated conical Pipe, in metal case 0 17 6

2434* Ditto, with glass Barrel, metal mounted, with 2 fine gold Pipes and one conical Pipe, in metal case 0 16 6

If fitted with 2 silver Probes in case, 2*s.* extra.

* The items marked thus * are not illustrated.

No. **Eye Instruments,** *continued,*—

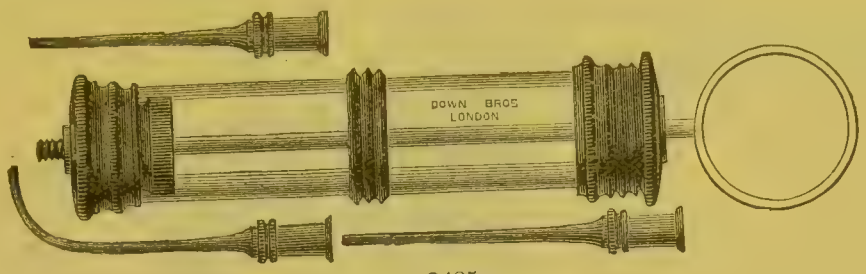

2435.

£ s. d.

Lacrymal Syringes, *continued,*—

2435 Anel's, vulcanite, with glass Barrel, in case 0 5 6

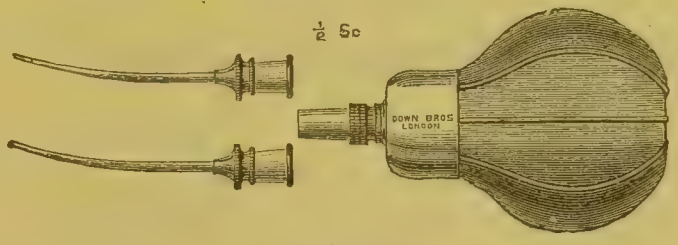

2436.

2436 Bowman's, with rubber Ball and silver Pipe, each, 7*s.* 6*d.*; with 2 silver Pipes 0 9 6

Leather case, 3*s.* 6*d.* extra.

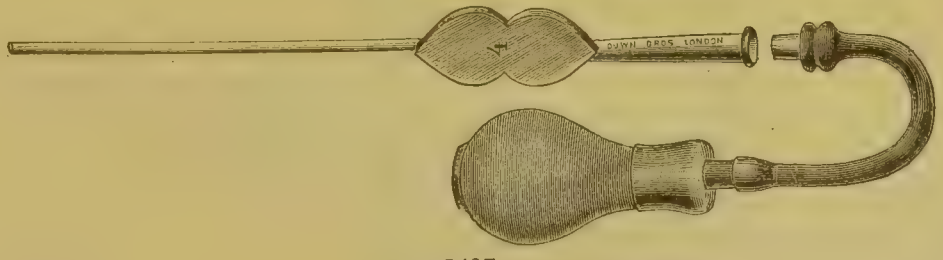

2437.

2437 De Wecker's Catheters, in 6 sizes, with rubber Syringe . each 0 5 0
Ditto, the Catheters only . . . . . „ 0 3 0

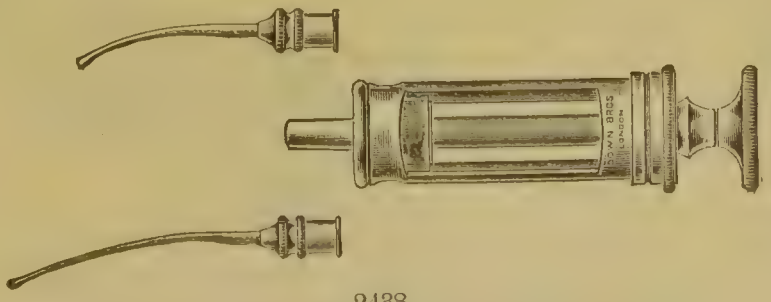

2438.

2438 Lang's, silver, with asbestos Plunger and 2 silver Pipes, in metal case 1 5 0

No. **Eye Instruments,** *continued,*—

£ s. d.

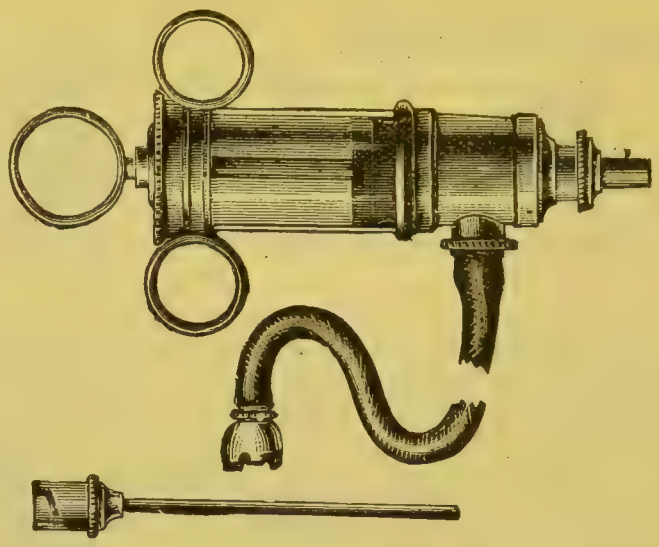

2439.

Lacrymal Syringes, *continued,*—

2439 Lumley's Self-supplying, with 2 Pipes . . . . each 1 5 0

Leather Case for above, 5*s.* extra.

A SELF-SUPPLYING LACRYMAL SYRINGE.

In the accompanying sketch is shown a lacrymal syringe, in which I have endeavoured to remedy three defects which are very prominent in the instruments generally in use. They are: (1) The inconvenience to the operator and discomfort to the patient entailed in disconnecting and reconnecting syringe and nozzle, while the latter is in the lacrymal canal, each time it is required to refill the syringe; (2) Owing to the small outlet for the fluid in front, and the pressure behind, there is a great liability for the nozzle to be forced from the syringe, causing the fluid to spurt over both operator and patient. This is especially objectionable in using Condy's Fluid; (3) The ordinary nozzle is made of such a length that its thick upper end has to be in close contact with the inner canthus before the lower end reaches the nose; this necessitates the upper end being pushed down over the projection of the brow, and consequent deflection of the lower end from its proper course.—Description by C. Armstrong Lumley, late Resident Surgeon, Eye Hospital, Birmingham, extracted from *British Medical Journal*, April 11, 1891.

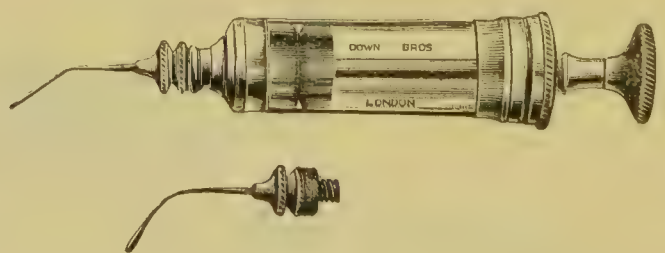

2440.

2440 Meyer's, fitted with asbestos piston and bulbous and conical Pipes, in metal case 0 16 6

Ditto, with one Pipe only, in metal case 0 14 0

Eye Instruments, *continued,—*

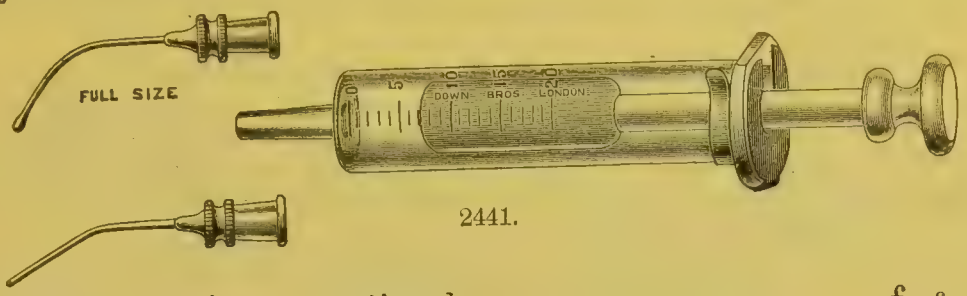

2441.

Lacrymal Syringes, *continued,—*

No.		£	s.	d.
2441	All glass, with glass piston, fitted with 2 Meyer's pipes, in metal case	0	13	6



2442.

2242	Wells Soelberg's, with asbestos piston and 2 Pipes . each	0	19	6

Leather case for above, 4*s.* extra

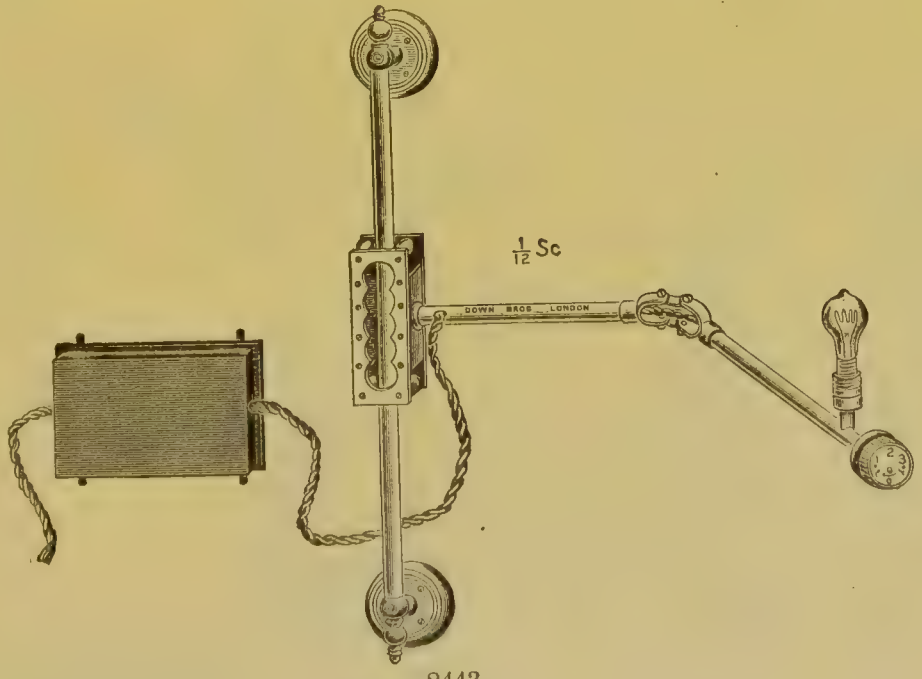

2443.

Ophthalmic Electric Light Bracket,—

2443	Fitted with rollers to slide on vertical bar, lateral swing movement, with resistance box and graduating switch fitted with Swan-Edison lamp half ground vertically .	4	7	6

No. **Eye Instruments,** *continued,*—

£ s. d.

Ophthalmic Electric Light Bracket, *continued,*—

If fitted with Focus Lamp, extra, 10*s* 9*d*. Focus lamps are only supplied at risk of purchaser, and are not made of higher voltage than 100 volt.; if current is of higher voltage the lamp should be used in connection with resistance or with another lamp in circuit.

Electric Light Bracket as above, but fitted with metal chimney and bull's-eye for laryngoscopic work (*see page* 287).

N.B.—It will be seen that owing to the connection of the lamp the one bracket cannot be used for both purposes.



$\frac{1}{3}$ Sc

2444.

Lamps and Gas Brackets (*see also pages* 282–290),—

2444 Gas Bracket, with Parallel Bars, Suggs' patent Burner, and glass Chimney with wire Guard, as used at Moorfields (this is suitable for consulting room) . . . each 2 13 6



2445.

2445 Lamp, with Condenser and Reflector . . . . each 3 13 6

No.

Eye Instruments, *continued*,—

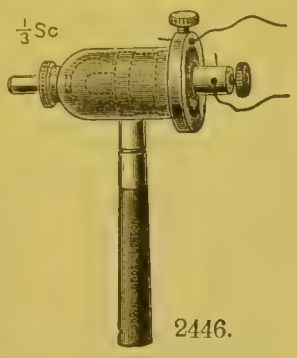

2446.



2447.

Lamps for Transillumination of the Sclera, for determining the presence of intra-ocular bodies,—

		£	s.	d.
2446	Leber's, with spare lamp (10-volt.) . . . in case	1	10	0
	Spare Lamps for ditto . . . . . each	0	3	0
2447	Rochon-Duvignaud's, with 10-volt. lamp . . . ,,	1	15	0
	Spare Lamps for ditto . . . . . ,,	0	3	0

Lens Prickers (*see* Hooks; *also* Curettes).



2148.



2449.



2450.



2451.



2452.

Lever Instruments,—

		With ivory handles. £	s.	d.	With metal handles. £	s.	d.
2448	Bowman's Concealed Lancet . . . each	1	8	0	1	10	0
2449	Capsular Forceps . . . . . ,,	1	10	0	1	12	0
2450	Ditto, ditto, Lithotrite form . . . ,,	1	11	0	1	13	0
2451	Ditto, Scissors . . . . . ,,	1	12	0	1	14	0
2452	Guarded Lens Hook . . . . ,,	1	8	0	1	10	0

No. **Eye Instruments,** *continued,*—

£ s. d.

Magnets, for removal of steel or iron particles from the eye,—

2453* Haab's, for use with 100 or 200 volt. continuous current . . 40 0 0

N.B.—This apparatus can also be supplied for use in connection with single phase alternating current, in which case it is necessary to have in addition motor generator for converting the alternating to continuous current, inclusive cost about £55. Full descriptive pamphlet sent with each apparatus.

State nature and voltage of current when ordering.

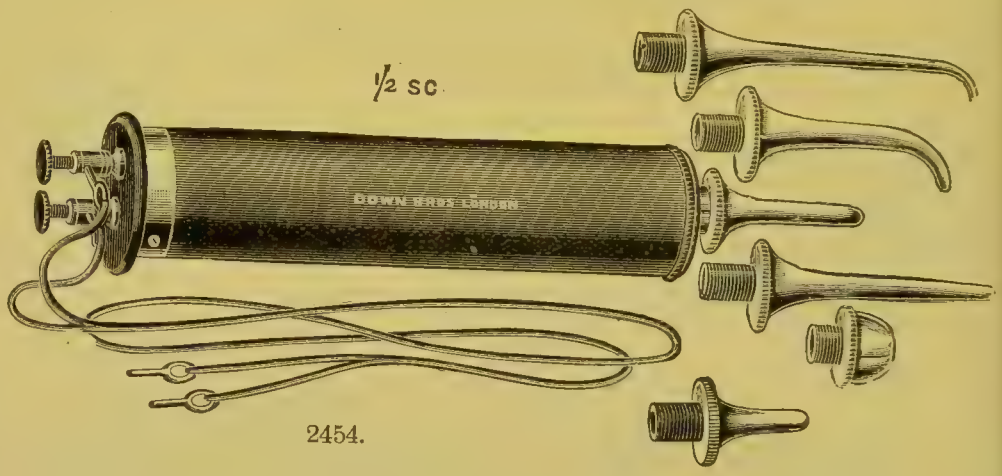

2454.

2454 Simeon Snell's, to use with bichromate cell, improved model, with set of 6 ends, and conducting cords, in case . . . 1 8 0

2455* Bichromate Cell, 2-pint, for use with same . . . each 0 5 6



2456.

2456 Bichromate Cell, more powerful, 2 quart, with double set of elements, suitable also for Eye Cauteries . . each 0 17 6

Conducting Cords for use with Cauteries, 5*s.* 6*d.* per pair.

* The items marked thus * are not illustrated.

No.

Eye Instruments, *continued*,—



2457.



2458.

		With ivory handles. £ s. d.	With metal handles. £ s. d.
	Meibomian Cyst Scoops,—		
2457	Oval, steel, 3 sizes (A, B, and C) . . each	0 5 6	0 6 0
2458	Round, steel, 3 sizes (A, B, and C) . . „	0 5 6	0 6 0



2459.

		£ s. d.
2459	Silver (as used at Moorfields) . . . . . . each	0 2 6

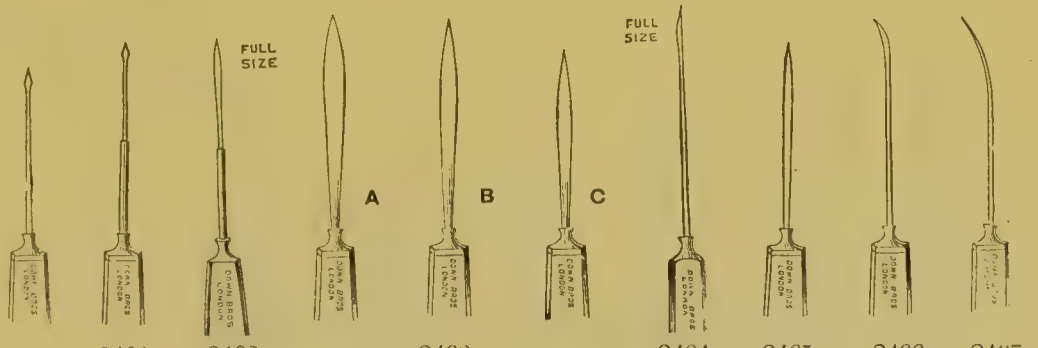

2460. 2461. 2462. 2463. 2464. 2465. 2466. 2467.

		With ivory handles. £ s. d.	With metal handles. £ s. d.
	Needles,—		
2460	Beer's . . . . . each	0 4 0	0 4 6
2461	Bowman's Stop . . . . . „	0 4 0	0 4 6
2462	Ditto, Cutting Sides . . . . „	0 4 0	0 4 6
2463	Broad, for Iris (A, B, and C) . . . „	0 4 0	0 4 6
2464	McGillivray's Cutting . . . „		0 5 0
2465	Saunders's . . . . . „	0 4 0	0 4 6
2466	Scarpa's, reclination . . . . . „	0 4 0	0 4 6
2467	Solution, Jacob's . . . . . „	0 4 0	0 4 6

No.

Eye Instruments, *continued*,—

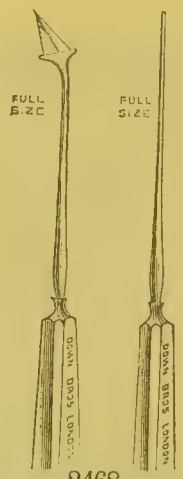

2468.

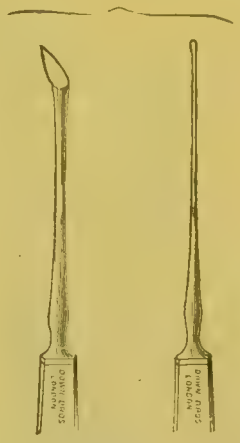

2469.

Paracentesis Needles,—

		With ivory handles. £ s. d.	With metal handles. £ s. d.
2468	Desmarre's, with Probe . . . . each	0 8 0	0 8 6
2469	Liebreich's, with Probe . . . . „	0 7 6	0 8 0

Tattooing, (*see page* 580).

Ptosis Instruments (*see also pages* 509, 531).

		£ s. d
2470*	Harman's Needle, with gold chain	0 8 0



2471.



2472.



2473.

Suture Needles,—

		With ivory handles. £ s. d.	With metal handles. £ s. d.
2471	Bowman's . . . . . each	0 4 6	0 5 0
2472	Hulke's . . . . . „	0 4 0	0 4 6
2473	Mules', for Ptosis per doz., 3*s.* 6*d.*; handles for same, . each		0 3 0
	Gold-plated Wire for same, on glass reels . . per reel		0 2 6

* The items marked thus * are not illustrated.

No.

Eye Instruments, *continued*,—

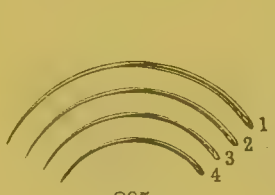

805.



806.



807.

Suture Needles, *continued*,—

Sold in ½-doz. packets, containing 6 of one size or 6 assorted sizes.

		£	s.	d.
805	Full curved, 4 sizes . . . . . per doz.	0	2	0
806	Full curved, for Abscission, 3 sizes . . . . ,,	0	2	0
807	Half curved, 4 sizes . . . . . ,,	0	2	0
808*	Hagedorn's, full curved, sizes 1 to 3 . . . . ,,	0	2	0
723*	Suture Silk, black, red, and white . . . . per reel	0	0	9
723*a**	Ditto, sterilized, on glass reels in alcohol . . per bottle	0	1	6



927.



939.

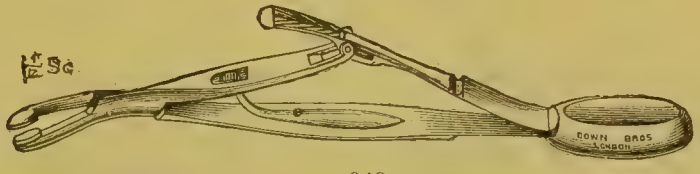

940.

Needle Holders, nickel plated,—

927	Galezowski's . . . . . each	0	4	6
939	Spring . . . . . ,,	0	13	6
940	Ditto, with metal knob at end . . . . . ,,	0	15	6



2474.



2475.

2474	Stevens' . . . . . each	0	18	6
2475	Ditto, with curved blades for full curved needles . ,,	0	19	6

* The items marked thus * are not illustrated.

Eye Instruments, *continued,*— £ s. d.

Ophthalmic Atlas, Haydon's, for recording pathological conditions of the Fundus, suggested by Frank Haydon, late Assistant-Surgeon Western Ophthalmic Hospital, etc.

The Atlas is produced in two forms: No. 1 without the vessels, and No. 2 with vessels inserted. Sold in books of 25 and 50, with perforated and gummed edges.

2476* **No. 1,** without the vessels inserted, per book of 25, 2*s.* 3*d.*; of 50 . . . . . 0 3 6

2477* **No. 2,** with vessels inserted, per book of 25, 2*s.* 9*d.*; of 50 . 0 4 6

Convenient Leather Cases, for carrying in the pocket . each 0 3 9

Pocket Knives, in ivory handles, suitable for use with Atlas, each 0 3 0

These plates consist of superimposed layers of colour, namely:—**Orange Red, Black, Enamel White,** and by the aid of any ordinary pocket knife (not too sharp) each layer may be exposed separately.

It will be found that the layers are of sufficient thickness to allow of any alteration (such, for instance, as diminishing the size of a vessel, or even its entire obliteration), without exposing the layer immediately beneath.

It is hoped that these plates will prove of service in recording pathological conditions with the least possible trouble, and will save the expense hitherto involved in graphically recording diseased conditions of the Fundus.

The Atlas will be found useful when a patient is only seen occasionally, and the advance or retardation of the disease will at once be evident on reference to the record previously made.

They will also be useful in gathering statistics and recording cases for Clinical purposes.

Ophthalmic Charts (Haydon's),—

2478* Front of the Eye, various sections, per book of 25, 1*s.*; of 50 . 0 1 6



2479.



2480.

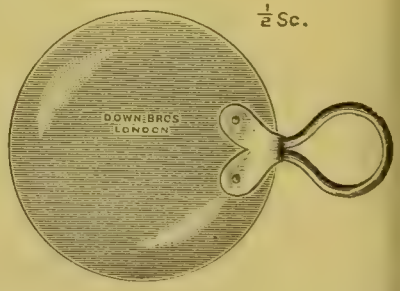

2481.

Lenses,— £ s. d.

2479 13 D. . . . . each, 1*s.* 6*d.*; in case 0 3 0

2480 Ditto, with metallic rim . . . . . each 0 4 6

2481 Ditto, with metallic handle . . . . . „ . 0 5 0



2482.

2482 **Corneal Lenses** . . . . . each 0 14 0

* The items marked thus * are not illustrated.

No.

Eye Instruments, *continued*,—



2483.

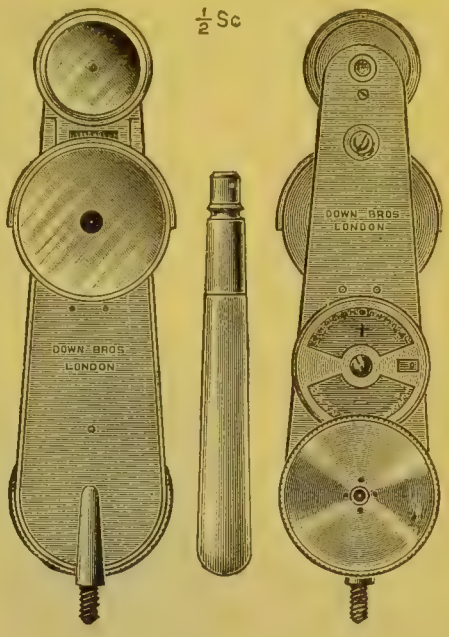

2485.

Ophthalmoscopes,—

			£	s.	d.
2483	Brailey's, with 9 lenses and 13 D lens . . .	in case	0	19	6
	Ditto, with 9 lenses and large 13 D lens . .	„	1	2	6
2484*	Ditto, with 17 lenses and 13 D lens . . .	„	1	4	0
	Ditto, with 17 lenses and large 13 D lens . .	„	1	7	0
2485	Couper's, with 3 mirrors, 35 lenses and large 13 D lens	„	3	10	0
2486*	Demonstration, Brudenell Carter's	each	6	10	0
2487*	De Wecker's	in case	1	15	0
2488*	Frost's, with 3 mirrors, 22 lenses and large 13 D lens	„	3	5	0

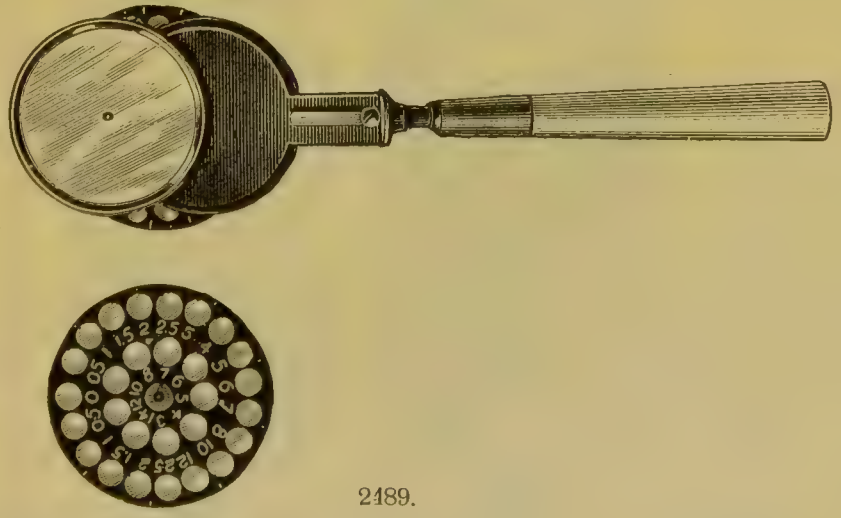

2489.

2489	Gower's (modified by Mr. Nettleship), with 27 lenses and 13 D lens	in case	2	2	0
2490*	Ditto, with addition of diagonal Mirror . .	„	3	3	0

* The items marked thus * are not illustrated.

No. **Eye Instruments,** *continued,*—

£ *s.* *d.*



2491.

Ophthalmoscopes, *continued,*—

2491 Juler's, with electric light attachment, 3 mirrors, 24 lenses and large 13 D lens . . . . . in case 3 7 6
Ditto, without the electric light . . . . „ 2 5 0

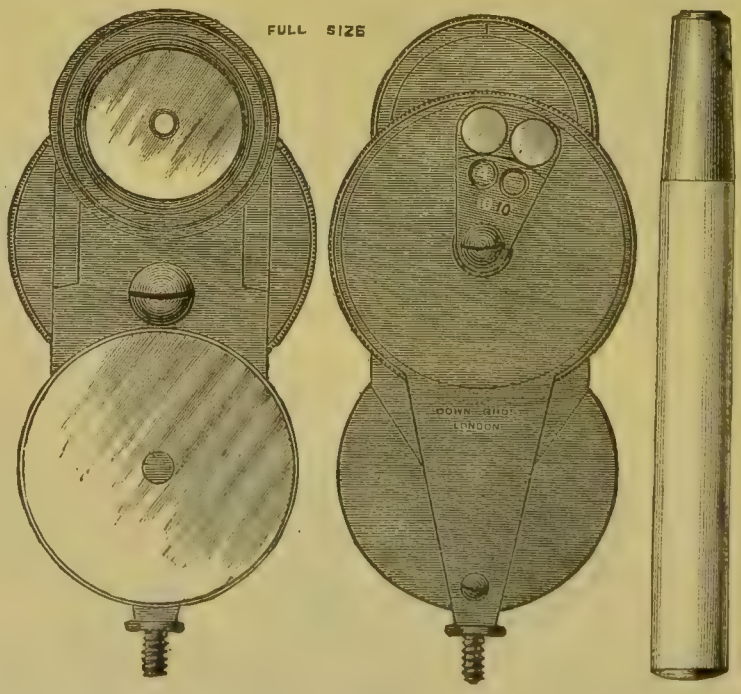

2492.

2492 Lawford's, with 2 mirrors, 13 lenses and 13 D lens . in case 1 12 0

No.

Eye Instruments, *continued*,—

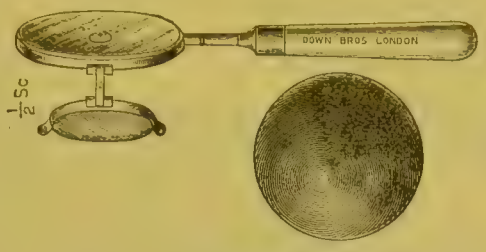

2493.

£ s. d.

Ophthalmoscopes, *continued*,—

2493 Liebreich's, with 5 lenses and 13 D and 15 D lenses . in case 0 15 6

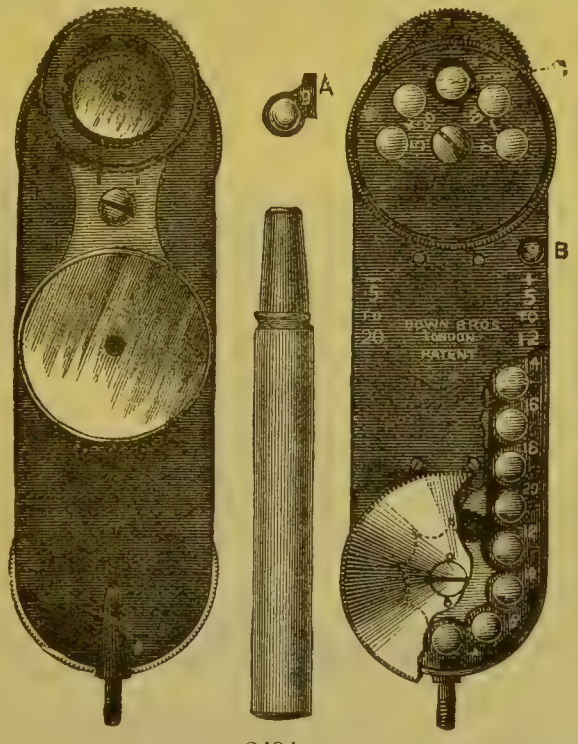

2494.

2494 Morton's (Down Bros.' improved model), with Diagonal Mirror and Concave Mirror, 33 lenses and 13 D lens . in case 3 3 0

2495* Ditto, with Plane and Concave Mirrors (reversible) and Diagonal Mirror . . . . . in case 3 10 6

If with Colour Perception Test, extra, 2*s.* 6*d.*
If with Pupilometer on back, extra, 3*s.* 9*d.*

2496* Ditto, ditto, Mr. Work Dodd's Modification, with Plane and Concave Mirrors (reversible), and with the addition of a Pencil Case in the handle for recording notes, the handle graduated for taking inter-pupilar distance, and with Pupilometer . . . . . in case 3 17 6

The figure represents an improvement on the well-known Morton's Ophthalmoscope. It consists of a new form of lens holder, which forms a link in the chain of lenses, and answers the double purpose of holding a lens and of indicating the

* The items marked thus * are not illustrated.

No. **Eye Instruments,** *continued,*—

£ s. d.

Ophthalmoscopes, *continued,*—

power of a lens. This is effected by a number engraved on the wing attached to the lens holder (A). This wing does not at all impede the passage of the chain of lenses along the trough or link race, and it is impossible for the order in which the chain travels to become by any means disarranged. The number engraved on the wing is shown at the sight-hole (B), and represents the power of the lens appearing at the reading aperture (C), thus dispensing with the complicated arrangement of the time wheel used to indicate the power of the lenses in the older form of Ophthalmoscope.

2497* Complete modified Ophthalmoscope, as used by Mr. Nettleship, with plane, concave and oblique mirrors, 26 lenses and large 13 D lens . . . . . in case 4 4 0

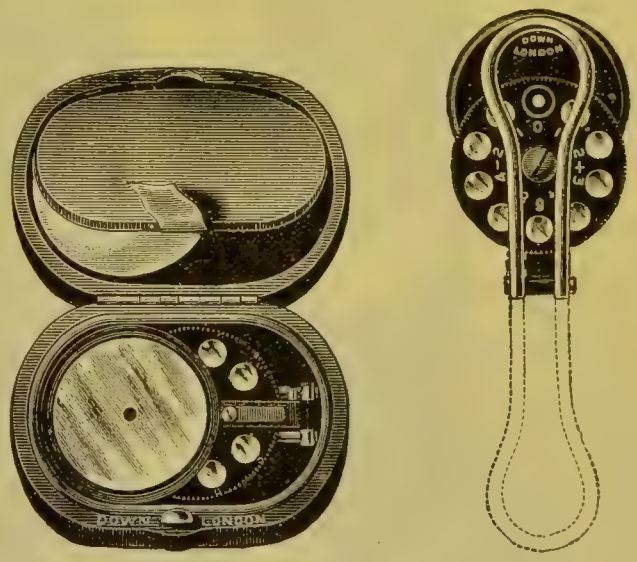

2498

2498 Oldham's, with 9 lenses and 13 D lens . . . in case 1 2 0

NEW FORM OF OPHTHALMOSCOPE.—A most convenient and compact ophthalmoscope has been forwarded to us by Messrs. DOWN BROS., which they have made at the suggestion of Mr. Charles Oldham, of Brighton. The instrument can easily be carried in the waistcoat pocket, as the case which contains it is only 2¼ in. by 1⅓ in., and its weight is only two ounces. It is fitted with a revolving diaphragm, containing five convex and four concave glasses—viz., + 1, 2, 3, 4, and 6, and −1, 2, 4, and 8. The hole in the mirror is of reasonable size, and the movement of the diaphragm with the glass is exceedingly smooth and easy. The handle folds, but is quite steady. We have used it repeatedly, and have been quite satisfied with its action.—*Lancet*, November 27, 1886.

2499* Pocket, in vulcanite case, with 13 D lens . . . . each 0 7 0

*** The items marked thus * are not illustrated.**

No.

Eye Instruments, *continued*,—



2500.

£ s d.

Ophthalmoscopes, *continued*,—

2500 Powell's, with 13 lenses, fitted with 6-volt. Swan-Edison lamp each 1 15 6

From the "Medical Annual," 1903.

ELECTRIC LIGHT OPHTHALMOSCOPE.

The illustration (*Fig.* 2500) shows a form of ophthalmoscope designed with the idea of casting direct illumination upon the retina. The light is supplied by a 6-volt incandescent lamp enclosed in a polished metal hood with a reflector at the back. From a hole in the centre of the reflector is extended to the front of the lamp a short tube of the same diameter as the opening in the mirror of an ordinary ophthalmoscope. Through this tube to the back of the reflector the image is conducted to the eye of the observer. At the back of the reflector are arranged a series of concave and convex lenses as in an ordinary refraction ophthalmoscope. The lamp with hood and reflector is fitted to a vulcanite holder, through the centre of which the wires pass to a battery or accumulator; they are connected by a switch worked by the finger. The special utility claimed for this instrument is its facility of use at the bedside. With its self-contained light the eye may be examined with the patient's head in almost any position. Small movements of the eye are easily followed with the light without losing the image. This instrument is designed by Mr. Walter Powell and made by Messrs. Down Bros., 21, St. Thomas's Street, London, S.E.



2501.

2501 Snell's Portable Shutter pattern, in metal case . . each 1 8 6



2502.

2502 **Pupilometers**, Ivory . . . . . each 0 5 6

No. **Eye Instruments,** *continued,*—

£ s. d.



2503.

Retinoscopy Mirrors,—

2503 With Cover (plane or concave) . . . . . each 0 8 6



2504.

2504 With Pupilometer and + 4 D Lens (plane or concave mirror) each 0 19 6

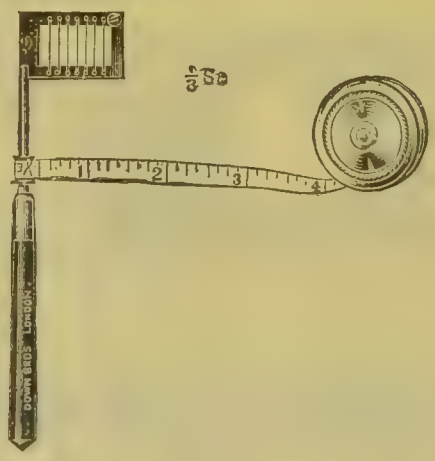

2505.

2505 **Optometers,** Graefe's . . . . . each 0 5 6

No.

Eye Instruments, *continued*,—

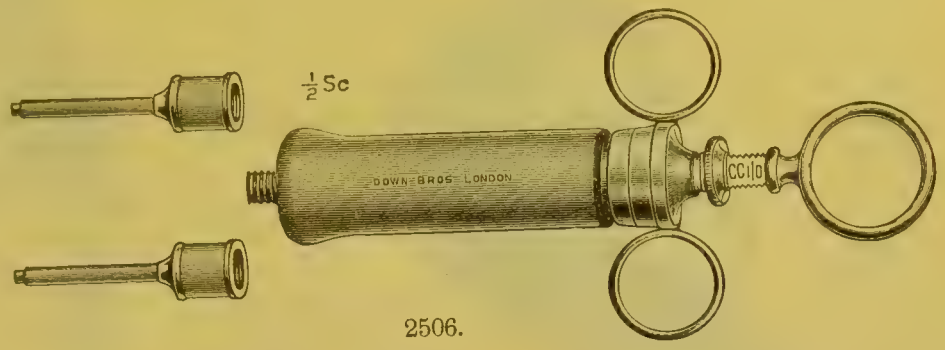

2506.

Paraffin Syringe, for injection into the capsule of Tenon after enucleation,—

		£	s.	d.
2506	Ramsay's, metal throughout, with metal piston, covered with rubber sheath . . . . complete, in metal case	1	1	0

Extract from the "Ophthalmic Review," July, 1903.

The Cosmetic Value of Paraffin Injections after Enucleation of the Eyeball, by A. MAITLAND RAMSAY, M.D., SURGEON TO THE OPHTHALMIC INSTITUTION, GLASGOW ROYAL INFIRMARY.

Formerly I employed an ordinary glass syringe, but DOWN BROS. have recently made for me a metal one, the great advantage of which is that it has two side rings which enable it to be held firmly by the first and second fingers, while the thumb passed through the loop at the end of the piston regulates its movement with the greatest ease. The piston itself is graduated so that the exact amount of paraffin injected is known, and the fitting is so careful that the instrument works with the utmost smoothness. The barrel has a rubber jacket which acts as a non-conductor and keeps the paraffin from cooling too rapidly.

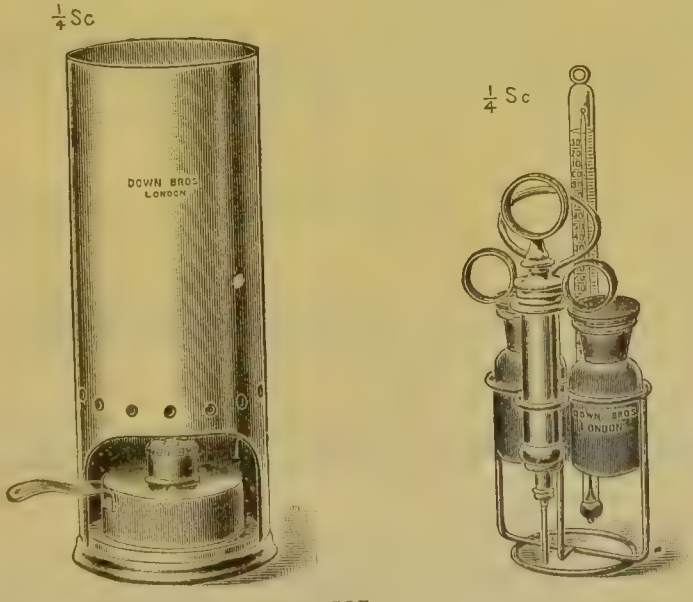

2507.

		£	s.	d.
2507	Ramsay's Hot Water Bath with spirit lamp and thermometer for use with Paraffin Syringe (Fig. 2506)	1	5	6

No.

Eye Instruments, *continued*,—



2508.



2509.

		£	s.	d.
2508	**Phantoms, for practising Eye Operations** . . each	2	0	0
2509	Ditto, simple form . . . . . „	0	17	6

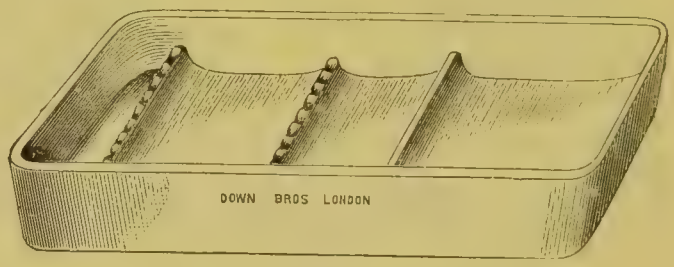

2510.

2510	**Porcelain Trays**, with Rack for carbolizing Eye Instruments (Folker's) . . . . . each	0	3	6



2511.



2512.



2513.

Probes,—

2511	Glass, roughened, for applying acids and caustics; also for ointment to the eyelids, as used at Westminster Ophthalmic Hospital . . . . . per doz.	0	3	6
2512	Ditto, double ended (not roughened), Moorfields pattern „	0	1	6
2513	Stephenson's, metal, for cotton wool . . . . . each	0	1	9

No. **Eye Instruments,** *continued*,— £ *s.* *d.*

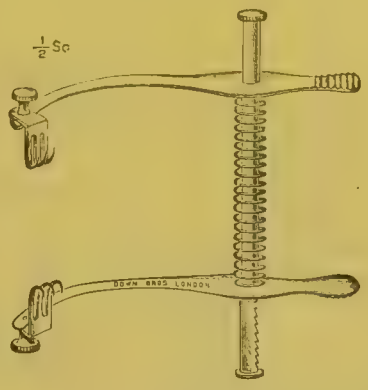

2514.

Retractors,—

2514 Axenfeld's Retractor for extirpation of Lacrymal sac . each 0 18 0



2515.

2515 Adams' . . . . . each 0 3 6

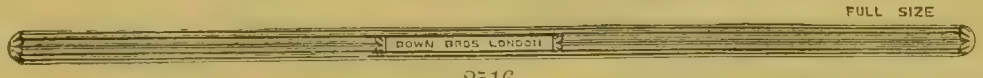

2516.

2516 Bass's, Eyelid Elevator . . . . . each 0 1 6

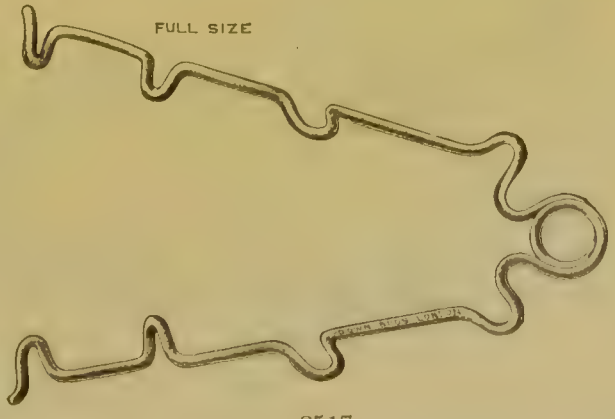

2517.

2517 Bowman's . . . . . each 0 2 6

No. **Eye Instruments,** *continued,*— £ s. d.

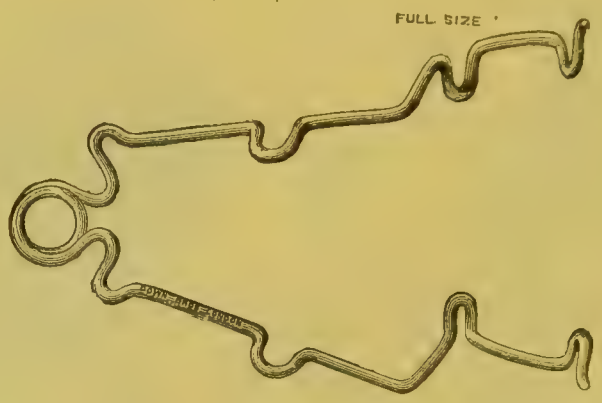

2518.

Retractors, *continued,*—

2518 Bowman's, to use inside, from over nose . . . . each 0 3 0

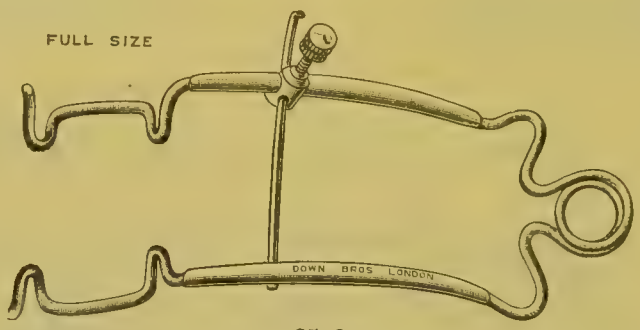

2519.

2519 Bowman's, with Stop Screw . . . . . each 0 5 6
2520* Ditto, to use inside from over nose . . . . . ,, 0 6 6



2521.

2521 Circular . . . . . each 0 15 6

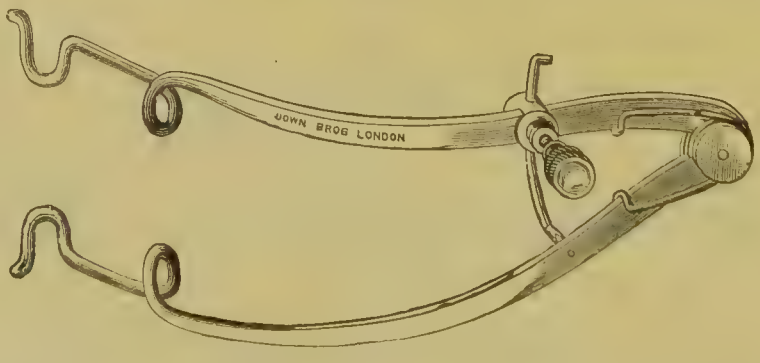

2522.

2522 Clark's . . . . . each 0 10 6
2523* Cross' (Richardson) . . . . . ,, 0 3 0

* The items marked thus * are not illustrated.

No.

Eye Instruments, *continued*,—

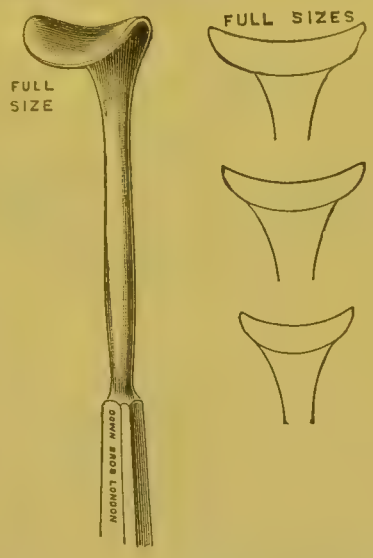

2524.

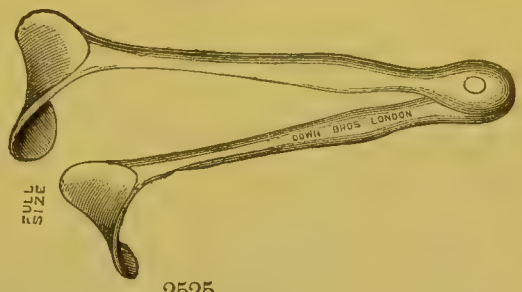

2525.

Retractors, *continued*,— £ *s.* *d.*

2524 Desmarre's, 3 sizes, each, in ivory handle, 5*s.*; metal handle 0 5 6

2525 Ditto, folding . . . . . each 0 7 6

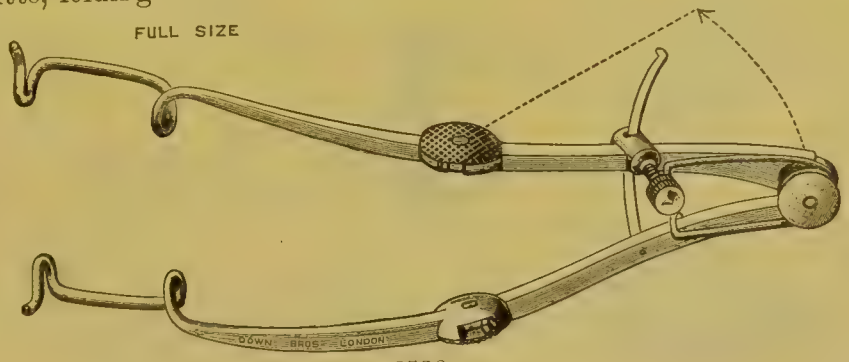

2526.

2526 Galezowski's (as used by Professor McHardy) . . . each 0 15 6

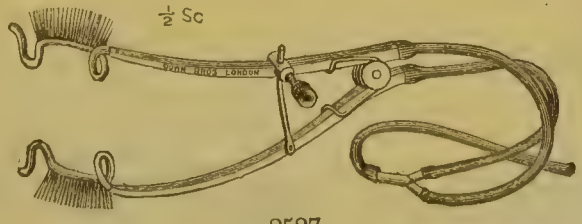

2527.



2528.

2527 Hollow Douche Speculum . . . . . each 1 3 0

2528 Lagrange's Douching . . . . . „ 0 10 6

No.

Eye Instruments, *continued*,



2529.

Retractors, *continued*,—

		£	s.	d.
2529	Lang's . . . . . each	0	16	6

The advantage claimed is that the blades being solid the lashes are kept out of the field of operation; the advantage is enhanced when the impossibility of rendering the lashes aseptic is considered.

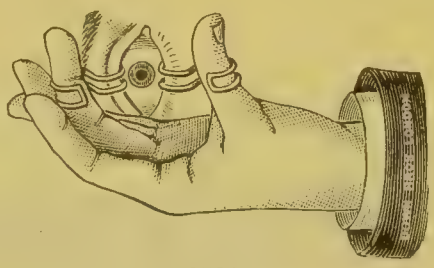

2530.

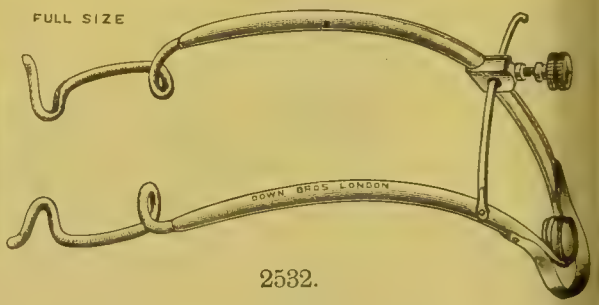

2532.

2530	McGillivray's . . . . . per pair	0	4	0
2531*	Macnamara's . . . . . each	0	9	0
2532	Nettleship's . . . . . „	0	8	6



2533.

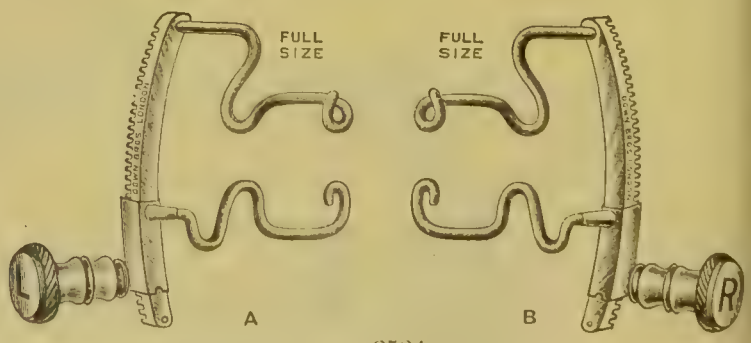

2534.

2533	Noyes', wire frame and metal handle . . . . each	0	10	6
2534	Ditto, right and left, with Rack . . . . per pair	1	1	0

* The items marked thus * are not illustrated.

No.

Eye Instruments, *continued*,—



2535.

		£	s.	d.
	Retractors, *continued*,—			
2535	Pellier's, 3 sizes, $\frac{1}{3}\frac{5}{2}$, $\frac{9}{1}\frac{9}{6}$, $\frac{1}{1}\frac{1}{0}$ in. . . . . each	0	3	0
2536*	Stevens' . . . . . „	0	6	6

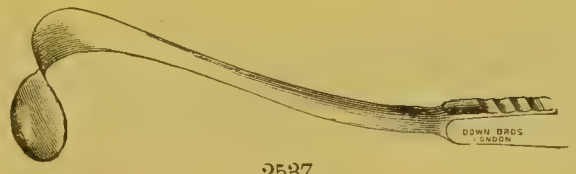

2537.

2537	Stephenson's (modified Desmarre's), 3 sizes, metal handles, each	0	8	6
2538*	Walton's . . . . . „	0	6	6

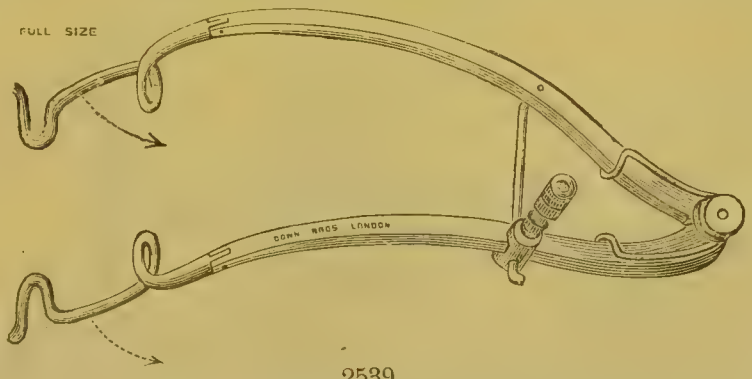

2539.

2539	Webster Fox's, with Jointed Arms . . . . . each	0	18	0

Spatulas, Iris (*see* Iris Repositors).

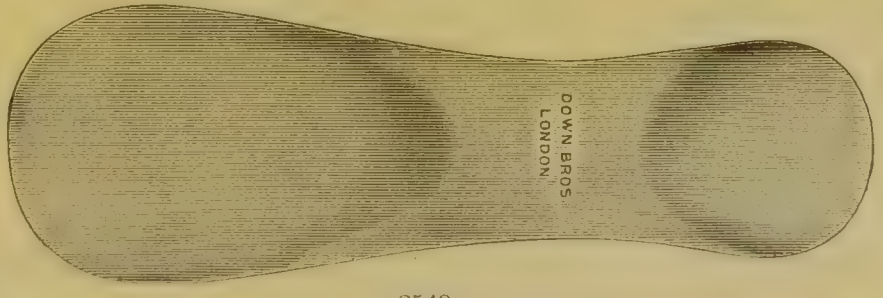

2540.

Spatulas for Lids,—

2540	Horn . . . . . each	0	2	6

* The items marked thus * are not illustrated.

No.

Eye Instruments, *continued*,—



2541.

£ s. d.

Spatulas for Lids, *continued*,—

2541 Metal . . . . . each 0 3 6

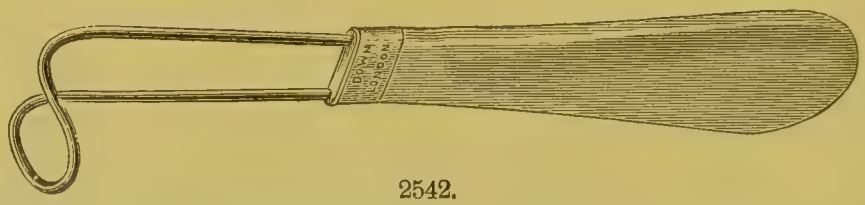

2542.

2542 Jaeger's, combined with Lid Retractor . . . . each 0 7 6



2543.

Scissors, nickel-plated shanks,—

2543 Angle on flat, with sharp points (A) . . . . each 0 6 6
Ditto, with blunt ditto (B) . . . . . „ 0 6 6
2544* Ditto, with sharp points and take-off joint . . . „ 0 8 6
Ditto, blunt ditto . . . . . „ 0 8 6

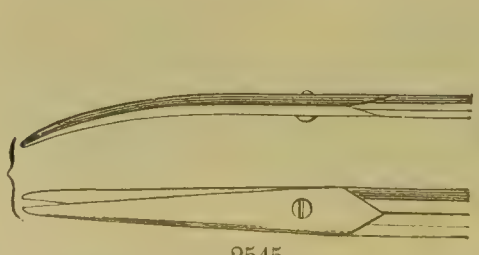

2545.

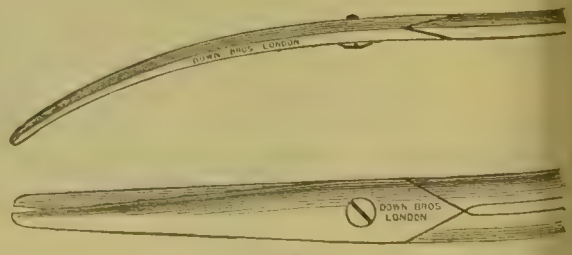

2546.

2545 Curved on flat, blunt points, for excision . . . each 0 5 6
2546 Ditto, ditto, extra strong . . . . . „ 0 6 0

* The items marked thus * are not illustrated.

No. **Eye Instruments,** *continued*,—

£ s. d.



2547.

Scissors, nickel-plated shanks, *continued*,—

2547 Curved on flat, blunt points, for excision, with take-off joint, each 0 7 6

2548* Ditto, ditto, extra strong ditto . . . . . ,, 0 8 0

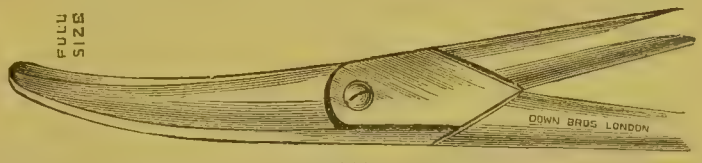

2549.

2549 Curved on flat, for excision, strong Birmingham pattern . each 0 5 6

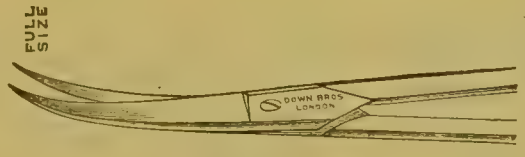

2550.

2550 Curved on flat, sharp, Iris . . . . . each 0 5 6

2551* Ditto, ditto, with take-off joint . . . . . ,, 0 7 6



2552.

2552 Curved on flat, Stevens' Tenotomy . . . . . each 0 6 6

* The items marked thus * are not illustrated.

No. **Eye Instruments,** *continued*,— £ s. d.

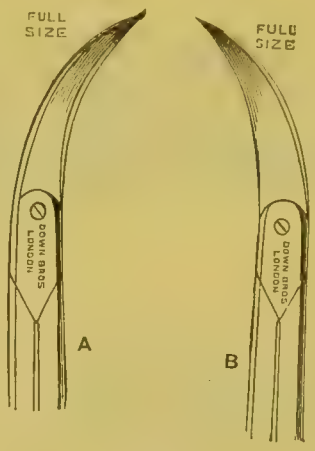

2553

Scissors, nickel-plated shanks, *continued*,—

2553 Curved on flat to the right and left (Maunoir's) . . each 0 7 6



2554.

2554 Crank bend, sharp points . . . . . each 0 13 6

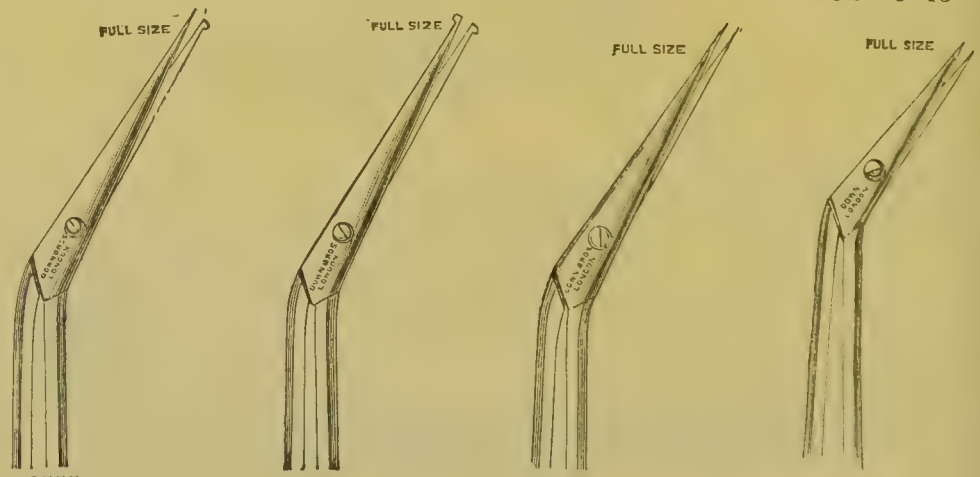

2555. 2556. 2557. 2559

2555	Elbow, with one point sharp, for Iris . . .	each	0	5 6
2556	Ditto, with both points probe	,,	0	5 6
2557	Ditto, with both points sharp	,,	0	5 6
2558*	Ditto, ditto, with take-off joint	,,	0	7 6
2559	Ditto, both points sharp, extra fine	,,	0	5 6
2560*	Ditto, ditto, extra fine, with take-off joint . . .	,,	0	7 6

* The items marked thus * are not illustrated.

No.

Eye Instruments, *continued*,—



2561.



2562.



2563.



2565.



2566.

Scissors, nickel-plated shanks, *continued*,—

		£	*s.*	*d.*
2561	Straight, with blunt points, Strabismus . . . . each	0	4	0
2562	Ditto, with probe points, Strabismus (Bowman's) . „	0	4	6
2563	Ditto, blunt points, with take-off joint . . . . „	0	6	0
2564*	Ditto, probe points, ditto . . . . . „	0	6	6
2565	Ditto, with one long probe point for excision (Fitzgerald's) „	0	5	6
2566	Ditto, with hollowed points (Stevens' Tenotomy) . . „	0	5	6



2567.



2568.

2567	Straight, with fine sharp points, Glasgow pattern . . each	0	4	6
2568	Ditto, Liebreich's Capsular . . . . . „	0	10	6

* The items marked thus * are not illustrated.

No.

Eye Instruments, *continued*,—



2569.

Scissors, nickel-plated shanks, *continued*,— £ s. d.

2569 Straight, with sharp points . . . . . each 0 4 0

2570* Ditto, ditto, with take-off joint . . . . . „ 0 6 0



2571.

Spring Scissors, nickel plated, all except blades,—

Capsular,—

2571 Carter's . . . . . each 0 18 6

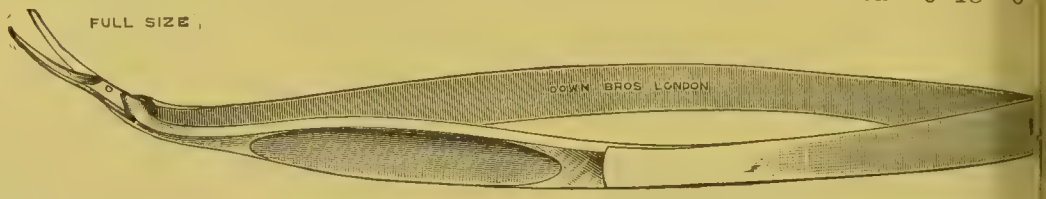

2572.

2572 Rochon-Duvignaud's, with take-off joint . . . . each 1 9 (

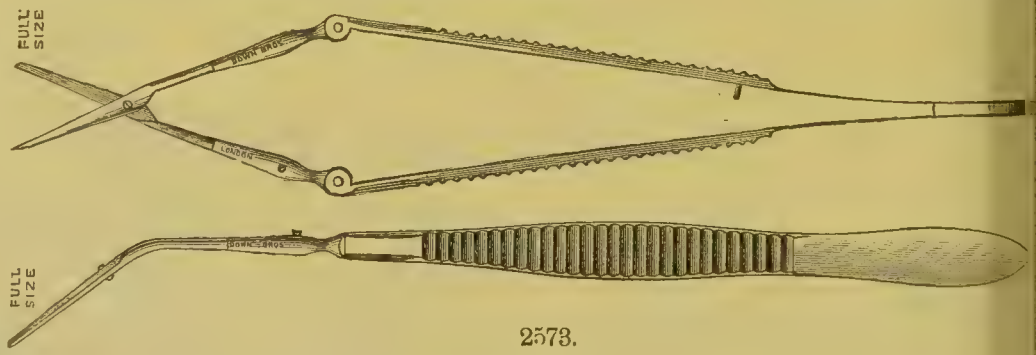

2573.

Spring Iris Scissors, nickel plated, all except blades,—

2573 Adams' cross action . . . . . each 1 15 0





2574.

2574 De Wecker's, in 2 sizes, with one point sharp or both points blunt each 1 2 0

* The items marked thus * are not illustrated.

No. | **Eye Instruments,** *continued*,—

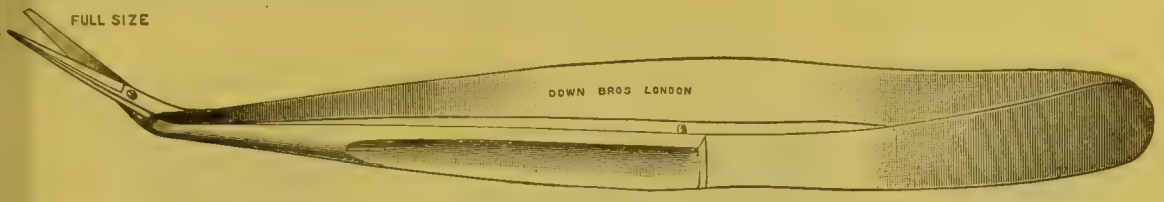

2575.



2576.

Spring Iris Scissors, nickel plated, all except blades, *continued*,—

		£	s.	d.
2575	Mac Dowell's spring, curved . . . . . each	0	18	6
2576	Ditto, spring, straight . . . . . „	0	18	6

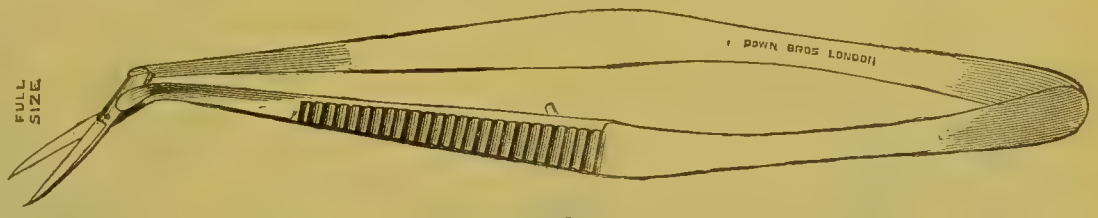

2577.



2578.

2577	Mac Dowell's spring, curved, with take-off joint . . each	1	5	6
2578	Ditto, straight, ditto . . . . . „	1	5	6

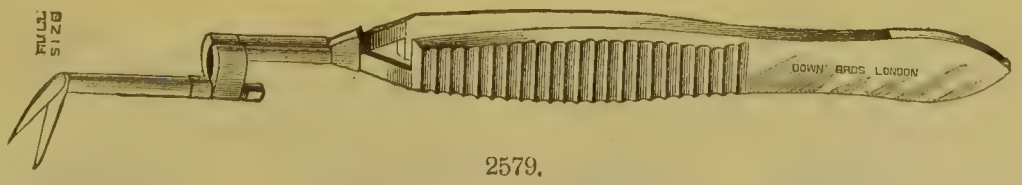

2579.

2579	Simeon Snell's . . . . . each	2	7	6

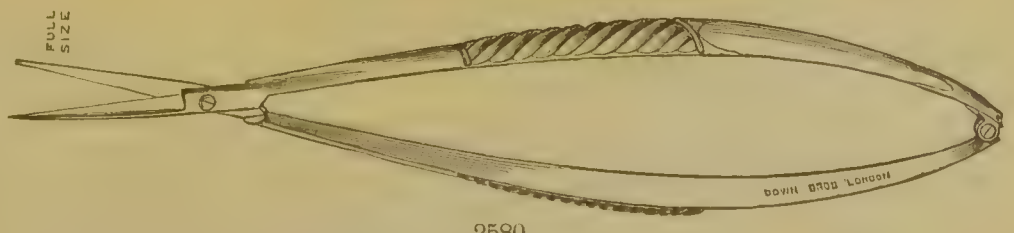

2580.

2580	Straight, spring, with jointed end . . . . each	1	5	6

No.

Eye Instruments, *continued*,—

£ s. d.

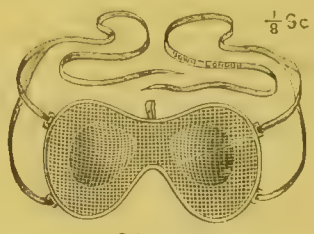

2581.



2582.

Shades,—

2581 Bronner's Wire, with linen edges and tapes, as used by Mr. Nettleship . . . per doz., single, 7*s.* 6*d.*; double 0 10 6

2582 Buller's, with glass centre and adhesive round edges, per doz. 0 6 0



2583.



2584.

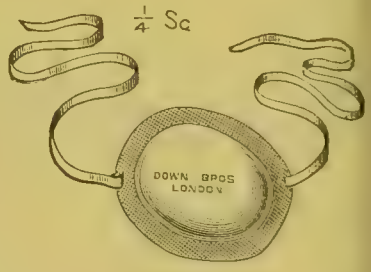

2586.

2583 "Cartella," Lloyd Owen's Perforated Cardboard—right and left per doz. 0 0 10

2584 Celluloid, pink, single . . . . . „ 0 3 6

2585* Ditto, double . . . . . „ 0 8 6

2586 Ditto, transparent, with adhesive edges and tapes „ 0 10 6



2587.



2588.



2589.

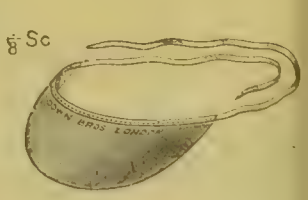

2590.

2587 Silk, single . . . . . per doz. 0 3 0

2588 Ditto, double . . . . . „ 0 5 6

2589 Silk, with tapes to tie, single . . . . . „ 0 4 0

2590 Ditto, ditto, double . . . . . „ 0 6 3

* The items marked thus * are not illustrated.

No.

Eye Instruments, *continued*,—

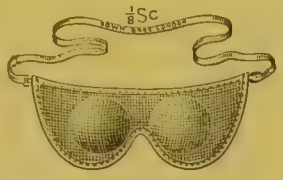

2591.

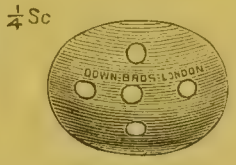

2592.



2593.



2594.

		£	s.	d.
	Shades, *continued*,—			
2591	Simeon Snell's double wire with leather edges and elastic bands per doz.	1	4	0
2592	Snellen's, hollowed aluminium . . . . . „	0	11	0
2593	Stephenson's, wire with metal edges and tapes . „	1	16	0
2594	White's, double, cardboard . . . . . „	0	5	6

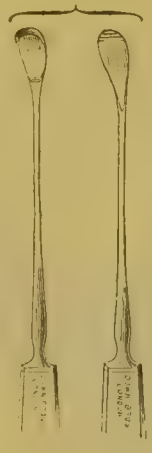

2595.



2596.

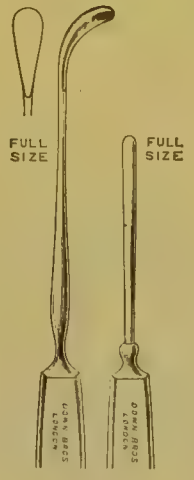

2597.



2598.

Spoons,—

		With ivory handles. £	s.	d.	With metal handles. £	s.	d.
2595	Bowman's Double Spoons . . . . each	0	8	6	0	9	0
2596	Critchett's ditto . . . . . „	0	8	6	0	9	0
2597	McHardy's, with Malleable Silver Spud „				0	10	6
2598	Macnamara's Double Spoons . . . „	0	9	0	0	9	6

No.

Eye Instruments, *continued*,—



2599.



2600.



2601.



2602.

Spoons, *continued*,—

		With ivory handles. £	*s.*	*d.*	With metal handles. £	*s.*	*d.*
2599	Pagenstecher's, silver, with platinum stem, each	0	9	6	0	10	0
2600	Tortoiseshell . . . . . „	0	6	0	0	6	6
	Vulcanite (as Fig. 2600) . . . . „	0	5	6	0	6	0
2601	**Vectis**, Snellen's . . . . . „	0	7	6	0	8	0
2602	Taylor's . . . . . „	0	7	6	0	8	0



2603.



2605.

Spuds, etc., for removing Foreign Bodies,—

2603	Plain . . . . . each	0	3	6	0	4	0
	Ditto, with platinum-iridium blade . . „	0	8	0	0	8	6
2604*	Ditto, extra fine, as used at St. Thomas's „	0	4	0	0	4	6
2605	Walton's, Grooved . . . . . „	0	4	0	0	4	6

* The items marked thus * are not illustrated

No. **Eye Instruments,** *continued*,— £ s. d.



1014.



1014*a*.

Spuds, etc., for removing Foreign Bodies, *continued*,—

1014 Spud and Scoop for ear and nose, in metal screw case . each 0 7 6
1014*a* Grooved Spud and Broad Needle (Sym's) . . . . „ 0 7 6

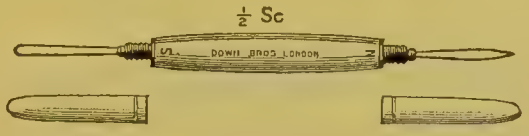

1015.

1015 Spud and Broad Needle, in metal screw case . . . each 0 7 6
1016* Ditto, and Curved Needle, ditto . . . . . „ 0 7 6

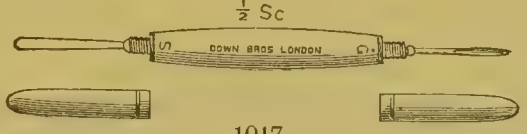

1017.

1017 Spud and Grooved Spud, in metal screw case . . . each 0 7 6



2606.

2606 Simeon Snell's set, consisting of 2 Platinum-Iridium Spuds in metal handles, in case, with Spirit Lamp . . per set 1 2 6

The idea of originating this set arose from the fact that in large factories and works accidents frequently occur, and it usually happens that one or two men, from long practice, are looked upon by their fellows as experts and generally appealed to. The desired relief is often skilfully effected, but as it is done without antiseptic precautions, mischief is liable to result.

Sterilizers (*see pages* 2164–2167).

* The items marked thus * are not illustrated.

No. **Eye Instruments,** *continued*,— £ s. d.

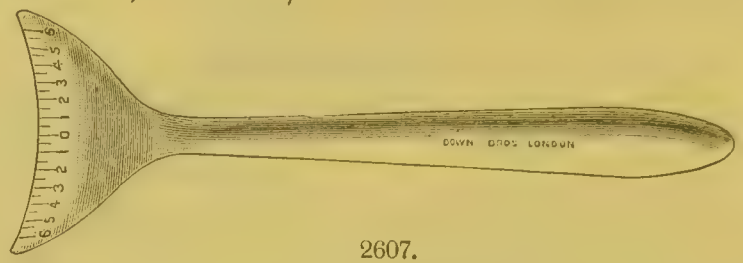

2607.

Strabometers, nickel plated,—

2607 Lawrence's . . . . . each 0 5 0

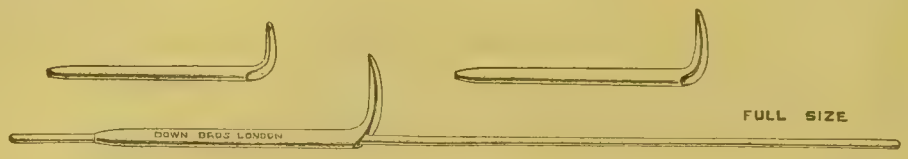

2608.

Styles,—

2608 Bickerton's Styles and Probe combined, gilt . . per set 0 7 6

Spare Styles, each, 2*s.* 3*d.*

BICKERTON'S MODIFIED NASAL STYLE AND PROBE FOR RADICAL CURE OF NASAL DUCT OBSTRUCTION.

Advantages claimed:

1. The introduction of the style is facilitated by use of the probe: (*a*) the probe may be passed first and the style then threaded over it, the horizontal limb being convenient to lay hold of; (*b*) the probe may be placed in the style—its end just projecting through—thus converting an open end with sharp margins likely to hitch against the mucous membrane of the tube or any obstruction into a solid point which will more readily pass any stricture of the duct.

2. When *in situ* the style can be worn indefinitely for (*a*) being hollow it allows the tears to pass down and the obstruction is at once relieved; (*b*) the horizontal limb of the style lies in the slit inferior canaliculus where it is not visible.

3. The open elbow of the style is less liable to blockage by mucus and is more easily cleansed while *in situ*; as when blocked it is only necessary to pass the probe down in order to ensure patency.



2609. 2611. 2612. 2613.

2609 Clark's, silver . . . . . per doz. 0 18 0

2610* Lead . . . . . „ 0 2 6

Lead Wire for Styles, 3 *sizes, Nos.* 14, 16, 18, *Standard Wire gauge, per foot*, 4*d.*

2611 Taylor's, silver . . . . . „ 1 4 0

2612 Walton's, ditto . . . . . „ 0 18 0

2613 Ware's, ditto . . . . . „ 0 12 0

* The items marked thus * are not illustrated.

No.	Eye Instruments, *continued*,—	£	*s.*	*d.*
	Styles, *continued*,—			
2614*	Ware's, hollow, silver . . . . . per doz.	1	4	0
2615*	Vulcanite (similar to 2612) . . . . . ,,	0	7	0



2616.

2616	**Style Forceps, nickel plated,** for introducing Lead Styles, each	0	10	6

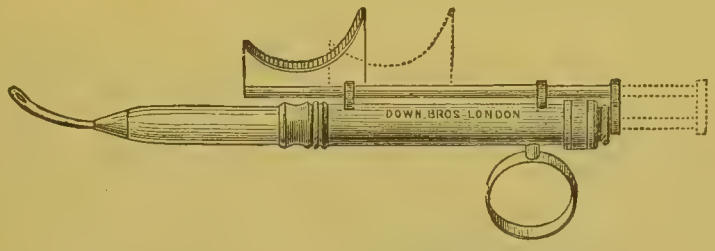

2617.

Suction Instruments, for Cataract,—

2617	Bowman's . . . . . each, 15*s.* 6*d.*; in metal case	1	1	0

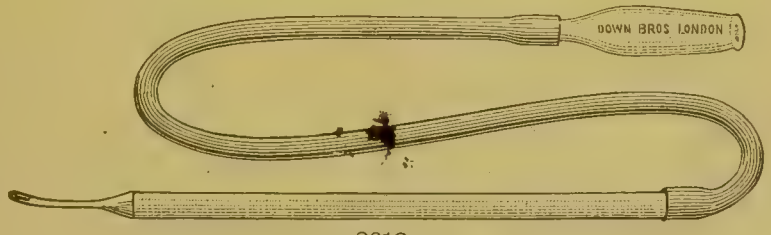

2618.

2618	Teale's . . . . . each, 4*s.* 6*d.*; in metal case	0	9	6
2619*	Ditto, with screw mount . . each, 5*s.* 6*d.*; in metal case	0	10	6



2620.

2620	Stoewer's, for extraction of lens in its capsule . . each	0	10	6

* The items marked thus * are not illustrated.

No. **Eye Instruments,** *continued,*—

£ s. d.

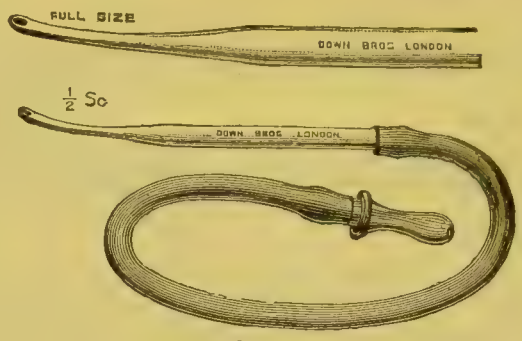

2621.

Suction Instruments, for Cataract, *continued,*—

2621 Secker Walker's, metal . each, 6*s.* 6*d.*; in metal lift-off box 0 8 6

Suture Needles and Silks (*see pages* 552–553).



2622.



2623.

Tattooing Instruments,—

2622 Armaignac's Discs, or Needle Guides, silver, used in order to secure a perfectly circular pupil, in 3 sizes . . each 0 4 6

2623 Needles, grooved . . . each, in ivory handle, 4*s.*; metal 0 4 6



2624.

2624 Holder, with needle points . . each, ivory, 5*s.* 6*d.*; metal 0 6 6



2625.

2625 **Trephines for Conical Cornea,** 3 sizes . . . each 0 6 6

No. **Eye Instruments,** *continued,*— £ s. d.



2626.

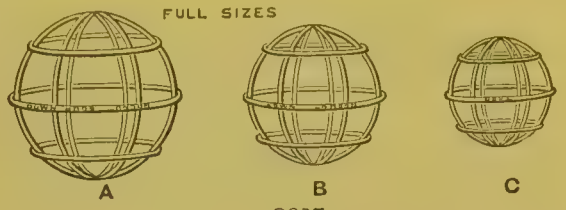

2627.

Vitreous Bodies, Artificial,—

2626 Keall's, silver Globes, 3 sizes, $\frac{15}{32}$, $\frac{19}{32}$, $\frac{23}{32}$ in. . . . each 0 3 6
2627 Landmann's, of virgin silver Wire Mesh, 3 sizes A, B and C „ 0 5 0

NOTE ON DR. LANDMANN'S WIRE ARTIFICIAL VITREOUS.

By JOHN R. ROLSTON, M.R.C.S. ENG., L.R.C.P. EDIN., Surgeon to the Royal Eye Infirmary, Plymouth; Ophthalmic Surgeon to the Royal Albert Hospital, Devonport.

Extract from the "Lancet," August 20, 1904.

Among the various means which have been introduced for forming an artificial vitreous after excision of an eyeball, I think the wire spheres of Dr. Landmann of the United States of America deserve recognition. It is claimed for them (1) that they do not require any special instrument for their introduction, as in the case of the smooth glass or metallic spheres; (2) that their retention within the tissues is insured by granulations springing up between the meshes; and (3) that they are very light. They are made in three sizes, as in the illustration, and of pure silver wire. I have used them in about ten suitable cases during the last few months, and my experience is that they are very easily inserted, cause little or no irritation, and the after-results as regards movement are very satisfactory. The method I have adopted is after excising the eye to pass a purse suture of catgut around Tenon's capsule, using a plug of lint saturated with adrenalin to arrest hæmorrhage, insert the wire sphere, and draw the ends of the purse suture together and tie them. I then suture the conjunctiva over the buried sphere. These spheres have been made for me by Messrs. Down Bros., Ltd.



2628.

2628 Mules', glass, 10 sizes, $\frac{15}{32}$ to $\frac{3}{4}$ in. . . . . per doz. 0 6 0
2629* Plüger's, silver gilt . . . . . each 0 4 6



2630.

2630 Mules' Introducers . . . . . each 0 8 0

Leather case, 2*s.* extra.

* The items marked thus * are not illustrated.

No.

Eye Instruments, *continued*,—

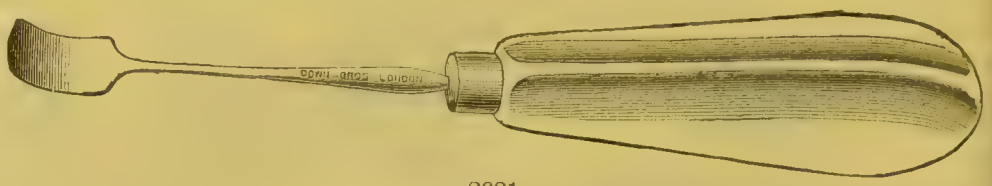

2631.

£ s. d.

Vitreous Bodies, etc., *continued*,—

2631 Scoops, Mules', for evisceration, with metal handles . each 0 8 6



2632.

Trial Glasses,—

2632 **Set.** Consisting of 10 pairs each concave and convex Sphericals, ·25 to 10; 6 each concave and convex Cylinders, ·25 to 4; 1 plain dark Disc, 1 Disc with slit, and graduated Spectacle Frame; in mahogany case 2 2 0

2633* **Set.** Consisting of 28 pairs each concave and convex Spherical Glasses, and 16 each concave and convex Cylindrical Glasses, with 1 dark Disc and graduated Spectacle Frame; in mahogany case 5 10 0

2634* **Set.** The same as No. 2633, with the addition of metal frames to the glasses 8 18 0

2635* **Set.** Consisting of 30 pairs each concave and convex Spherical Glasses, 18 each concave and convex Cylindrical Glasses, 10 Prisms, 2 coloured Slides, 1 dark Disc and graduated Spectacle Frame; in mahogany case 6 10 0

2636* **Set.** Consisting of 30 pairs each concave and convex Spherical Glasses, 18 each concave and convex Cylindrical Glasses, 10 Prisms, 3 coloured Glasses, 2 non-transparent Glasses in metal frames, 2 Discs for Astigmatism, 1 dark Disc and 1 each graduated and plain Spectacle Frames; in mahogany case 11 11 0

* The items marked thus * are not illustrated.

No.

Eye Instruments, *continued*,—



2637.

Trial Glasses, *continued*,— £ *s.* *d.*

2637 **Set** (Moorfields pattern). Containing 30 pairs each concave and convex Spherical Glasses, 18 pairs each concave and convex Cylindrical Glasses, 12 Prisms, 1 set 4 each Blue and Smoke Glasses, 1 Ruby Glass, 1 Ground Glass, 2 Diaphragm Discs, 2 Astigmatic Discs, and 1 plain dark Disc with graduated and plain Spectacle Frames; in mahogany case with removable top 7 10 0

2638* **Set.** The same as No. 2637, with the addition of metal frames to the glasses 12 12 0



2639.

2639 **Retinoscopy Set.** Consisting of 15 each concave and convex Sphericals, with metal rims, from ·25 to 20 D; in case 3 5 0

* The items marked thus * are not illustrated.

No. **Eye Instruments,** *continued*,—

2640* **Trial Glasses,** separately, without cases,—

		Without rims. £	s.	d.	With rims. £	s.	d.
Sphericals ·25 to 8	per doz.	0	4	0	0	10	0
Ditto, 9 and 10	„	0	8	0	0	14	0
Ditto, 11 to 13	„	0	10	0	0	16	0
Ditto, 14 to 20	„	0	12	0	0	18	0
Cylinders, all kinds	„	0	10	0	0	16	0

		£	s.	d.
2641*	Spring Holders, on wooden stems, to take a single trial glass, each	0	2	0



2642.

2642 **Lens Sticks,** Brooksbank James'. Set of two containing 12 + and 12 – Lenses respectively, range ·50 to 6 . . per set 1 1 0

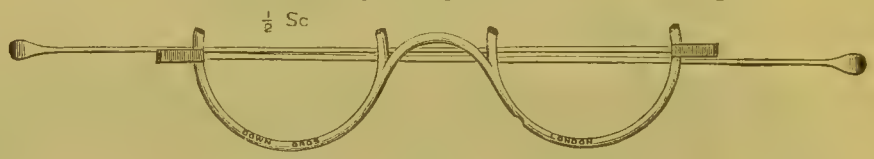

2643.

Spectacle Frames for Trial Glasses,—

2643 Plain . . . . . each 0 6 6



2644.

2644 Graduated, to take 2 glasses . . . . . each 0 10 6

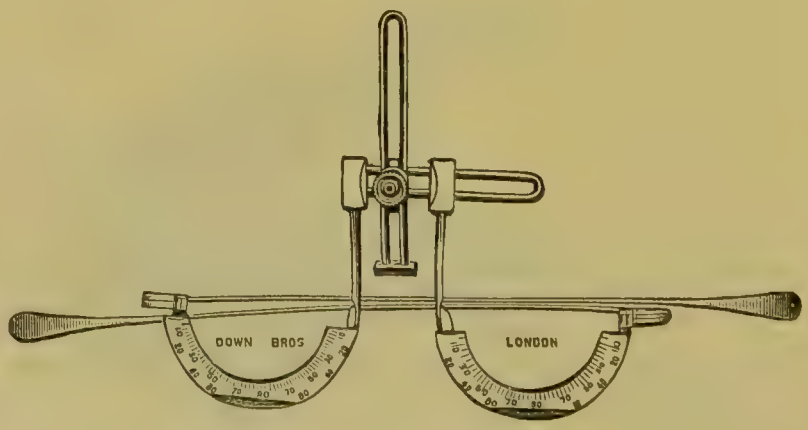

2645.

2645 Graduated, adjustable for height and width . . each 1 7 6

* The items marked thus * are not illustrated.

No.

Eye Instruments, *continued,*—

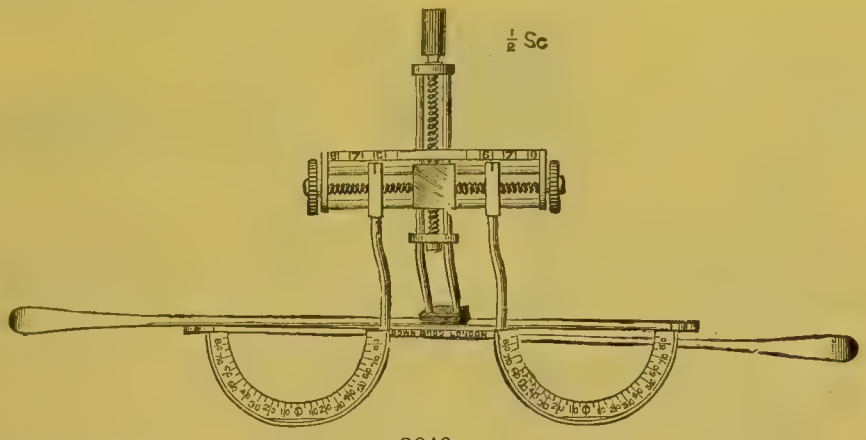

2646.

£ s. d.

Spectacle Frames for Trial Glasses, *continued,*—

2646 Lang's, adjustable for height and width, with screw adjustment . . . . . each 1 12 0

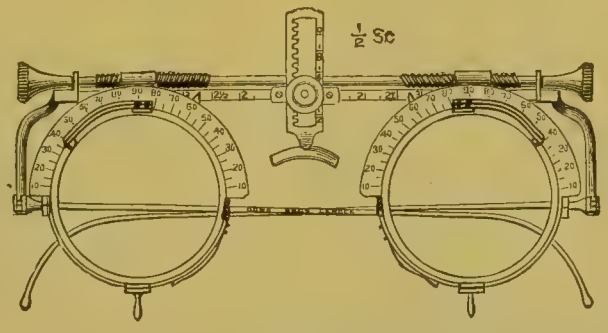

2647.

2647 Martin's, adjustable for height and width, and with revolving arrangement for cylindrical glasses . . . . each 3 3 0

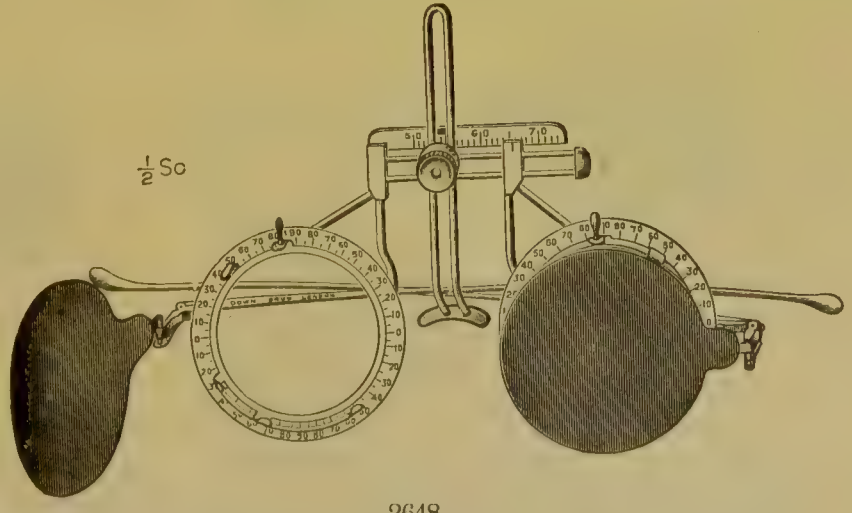

2648.

2648 Tosswill's, with revolving arrangement for cylindrical glasses, and adjustable for height and width 1 18 0

No.	Eye Instruments, *continued*,—	£	s.	d.



2649.

2649	**Vulcanite Shields**, mounted on handle, to cover one eye, for use in testing . . . . . each	0	4	6
2650*	**Astigmometer**, Kagenaar's improved, system Javal and Schiötz, with head support and eye screen . . . . each	11	11	0
	Stand, to raise and lower . . . . . extra	0	14	0
	Electric illumination . . . . . ,,	1	1	0
	Gas ditto . . . . . ,,	1	11	6
	Petroleum ditto . . . . . ,,	1	15	0

Professor Snellen is willing to examine these Instruments before dispatch, if desired.

If required for Electric Illumination, state voltage of current.



2651.

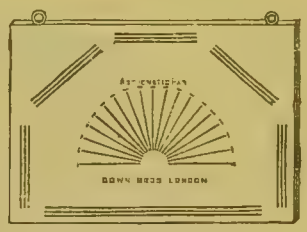

2652.

Astigmatic Dials, etc.,—

2651	Astigmatic Dials, Brudenel Carter's . . . . each	0	9	6
2652	Ditto Fans, on sheet . . . . . ,,	0	0	6
	Ditto, on card . . . . . ,,	0	1	0
	Ditto, on board . . . . . ,,	0	2	6
2653*	Ditto, enamelled on porcelain, framed . . . . ,,	0	8	6

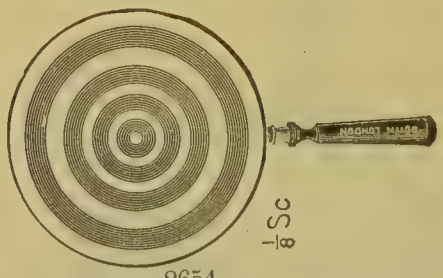

2654.

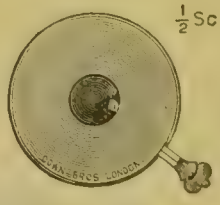

2655.

2654	**Placido Disc for Astigmatism** . . . . each	0	12	6

This instrument provides for a rapid method for the detection of astigmatism. Its circles are reflrcted in the cornea by holding the disc at a distance of ten inches from the eye of the patient. Distortion of the circles in the reflection indicates astigmatism.

2655	**Cone Muscle Test** . . . . . each	0	8	6
	Ditto, with right-angled grooves cut on face of cone . ,,	0	10	6

* The items marked thus * are not illustrated.

No. **Eye Instruments,** *continued*,—



2656.



2657.



2660.

		£	s.	d.
	Test Types,—			
2656	Distance, on sheet (7 varieties) . . . . . each	0	0	6
	Ditto, on card ,, ... ,,	0	1	0
	Ditto, on board ,, ... ,,	0	2	6
2657	Ditto, enamelled on porcelain, framed . . . . ,,	0	10	6
2658*	Ditto, ditto, letters reversed, framed . . . . ,,	0	11	6
2659*	Double Distance (reversible), on card . . . . ,,	0	1	6
	Ditto, on board . . . . . ,,	0	3	6
2660	For the illiterate, Dr. Arnold Lotz's, on sheet, each, 2*s.* 6*d.*; on board . . . . . ,,	0	4	6
2661*	Reading, on sheet . . . . . ,,	0	0	6
	Ditto, on card . . . . . ,,	0	1	0
2662*	Ditto, Wray's, on card, with $1\frac{1}{2}$ in. black border to avoid soiling by patients' fingers . . . . . ,,	0	1	6
2663*	Ditto, double book form . . . . . ,,	0	3	0
2664*	Pocket Test Types . . . . . ,,	0	1	0
2665*	Snellen's Complete Set in Book . . . . per book	0	4	6
2666*	Longmore's Test Dot Cards for examining recruits . . each	0	0	6



2667.

Test Type Cabinets,—

2667 Haydon's, containing 6 Distance Types, various, mounted on boards; 1 set of Parallel and Radiating Lines for Astigmatism; and 1 set Lotz's Types for children and illiterates 2 15 0

* The items marked thus * are not illustrated.

No

Eye Instruments, *continued*,—



2668.

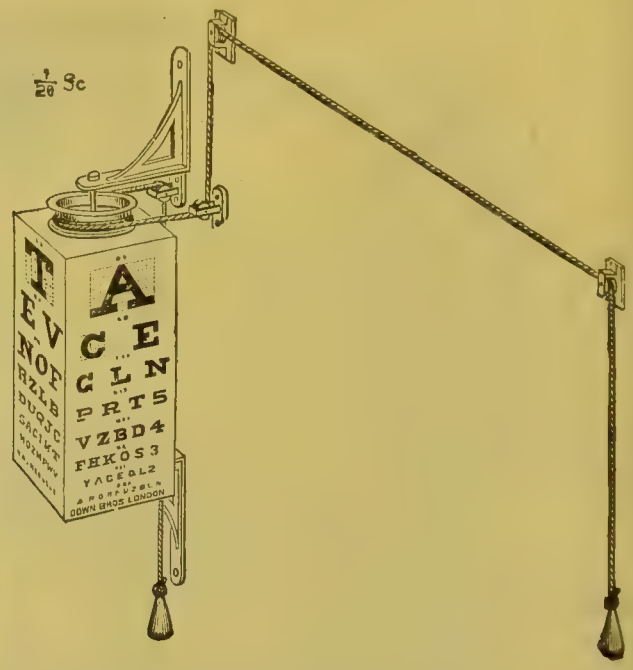

2670.

£ s. d.

Test Type Cabinets, *continued*,—

2668 Wray's (patented). . . . . each 4 14 6

2669* Mirror, 22 × 13, fitted in polished solid German silver frame, for use with above 2 10 0

Extract from the "Lancet," July 25, 1903.

This is to be used with a mirror at 3 metres. The cabinet is placed on a low table and the patient stands immediately behind with the test glasses between him and the cabinet. If he complains of inability to read small type, but sees well in the distance, the examiner puts his finger on a letter of $\frac{6}{6}$ and whilst the patient looks in the mirror he simply asks "What is this?" and turns the cube to test the patient's accuracy. If near and distant vision is defective the examiner puts a finger on $\frac{6}{18}$. If the patient complains he cannot see in the distance, but can see to read well, the finger is placed on $\frac{6}{60}$. These test types have been used at the Croydon Hospital for twelve months, and it is found they save 40% to 60% of the words used in examination, and at least 60% to 70% of the time. Unquestionably the new test type saves time and energy, and is a great aid to accuracy when dealing with unreliable patients, such as children and seniles. Moreover, the examiner can show 4 letters in $\frac{6}{6}$, 16 combinations in $\frac{6}{9}$, 64 in $\frac{6}{24}$, 256 in $\frac{6}{18}$, 1,024 in $\frac{6}{12}$, 2,048 in $\frac{6}{9}$, and so on, the type therefore being unlearnable. Messrs. Down Bros., Ltd., are the makers.

2670 **Test Type Drum**, four sided, revolving, with pulleys, complete 1 17 6

* The items marked thus * are not illustrated.

No.

Eye Instruments, *continued*,—



2671.

Coloured Test Types, for detecting simulated blindness in one eye,—

		£	s.	d.
2671	Snellen's, as illustrated, with parti-coloured spectacles . .	1	7	6
2672*	Ditto, smaller form, with letters F R I E N D, with ditto .	1	2	6

The test is made by a series of transparent, alternately red and green types, with an opaque background, in connection with a pair of coloured spectacles, in the following manner :—

The types are hung in such a position as to allow the light to be transmitted through them. The spectacles are then applied with the green glass to the admittedly sound eye. If the other eye be really blind, then only the green letters are visible, but if both eyes are sound, then both the green and the red letters are seen.

If the red glass of the spectacles be applied instead of the green, then the converse happens, only the red letters being seen if one eye be blind.

This test is also useful to ascertain the range of vision in cases of strabismus.

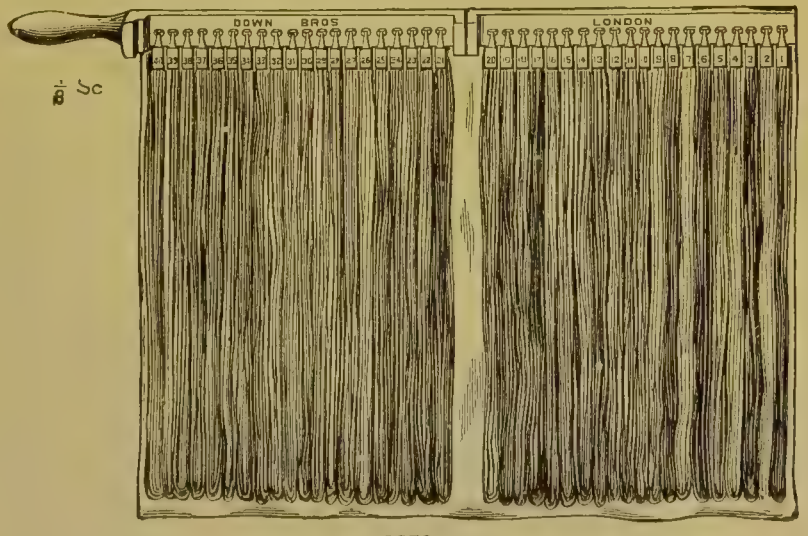

2673.

Wools, for Testing Colour Perception,—

		£	s.	d.
2673	Cartwright's Wool Stick (suggested by Dr. E. H. Cartwright, late House Surgeon Royal Westminster Ophthalmic Hospital), in japanned tin case	1	1	0

Dr. Ernest H. Cartwright sends us a description of an improved Wool Stick for testing colour vision. Those who have

* The items marked thus * are not illustrated.

No.

Eye Instruments, *continued*,—

Wools, for Testing Colour Perception, *continued*,—

used the arrangement of Holmgren's wools devised by Dr. Thomson, of Philadelphia, and described by him in the Transactions of the American Ophthalmological Society of 1880, know what a very convenient and time-saving piece of apparatus it is in practice, especially in hospital work. As, however, it is not readily procurable in England, and moreover the price is very considerable, Messrs. DOWN BROS. have, at the suggestion of Dr. Cartwright, made a much less expensive article on the same principle, but with certain modifications in form which are, he thinks, improvements, rendering it more compact and portable, and obviating the entanglement of the skeins that is so troublesome in the original.

In essence, the apparatus consists of forty skeins of different shades of wools hung by small hooks along a stick. Three of them are the usual test skeins of pale green, rose-pink, and red; the rest consist of matches and confusion colours for one or other of these. The order in which they are hung on the stick is immaterial, and can be varied at pleasure, but each skein has a number attached to it, and the numbers are so arranged that all odd numbers are matches, and all even numbers confusion tints.

The examination is conducted in the ordinary way, the patient being given a test-skein and told to pick out other shades of the same colour. To the back of the stick is attached a sheet of white twill, which, hanging down behind the wools, forms the most suitable background for the colours. The stick folds in two on a hinge, and the skeins and twill sheet can then be wrapped round it, the sheet effectually preventing any tangling when it is again unwound for use. It may be used with the numbers exposed to view, or by simply reversing the stick and turning the sheet over to the other side they may be concealed. It must be distinctly understood that this Wool Stick, as it is called, is by no means intended entirely to supplant the complete set of Holmgren's wools; but in the large majority of cases it is amply sufficient, and, in hospital work especially, a great deal of time and trouble is certainly saved by its use. It is only in cases of importance which happen to have escaped detection when tested by the selection of colours on the Wool Stick that it is necessary to have recourse to a more exhaustive examination by the aid of the full set of wools. Owing to the arrangement of the numbers, the Wool Stick is calculated to be useful for teaching purposes, as the student can see at a glance the types of colours that are confused by the colour blind; it is therefore also likely to be useful to those who, for want of frequent practice, are apt to be forgetful of the significant colours. A more detailed description of the arrangement of the wools, and the mode of using the apparatus, will be found in a paper supplied with each Wool Stick.

It may be mentioned that Messrs. DOWN BROS. had much trouble in procuring wools of the proper shades; it appears that some of the sets in the market are without several of the most important tints.—*British Medical Journal*, February 2nd, 1896.

		£	s.	d.
2674*	Holmgren's Set of Wools, in skeins . . . . per set	0	6	6

Perimeters,—

2675*	McHardy's (Curry and Paxton's make)	9	9	0
	Charts for ditto. . . . . per 100	0	5	0
2676*	Priestley Smith's (Curry and Paxton's make)	4	10	0
	Charts for ditto . . . . . per 100	0	5	0

* The items marked thus * are not illustrated.

No.

Eye Instruments, *continued*,—

A New Portable Perimeter.

By MR. G. T. BROOKSBANK JAMES, F.R.C.S., ASST. OPHTH. SURGEON WESTMINSTER HOSPITAL.

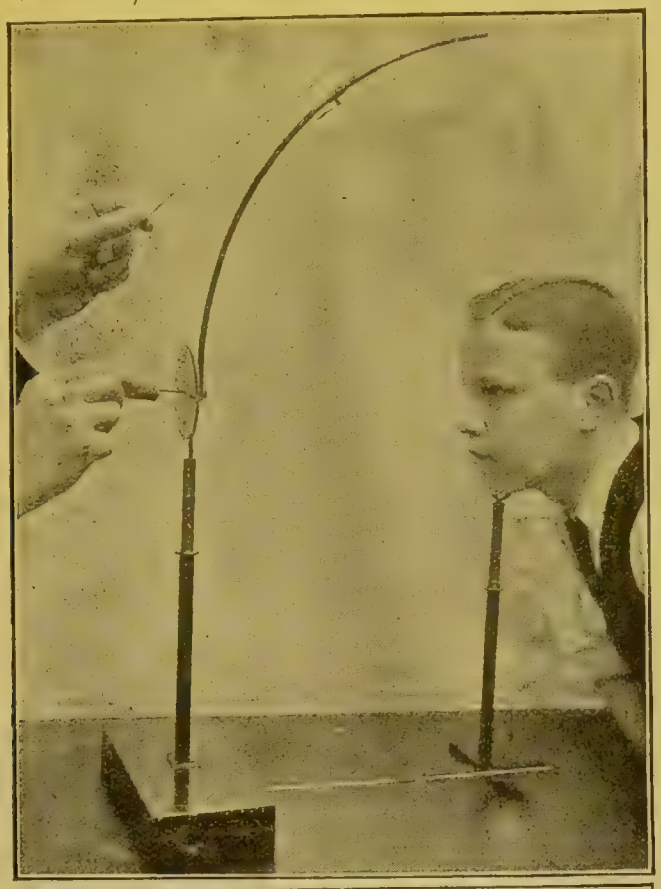

Showing use of perimeter with chin rest.

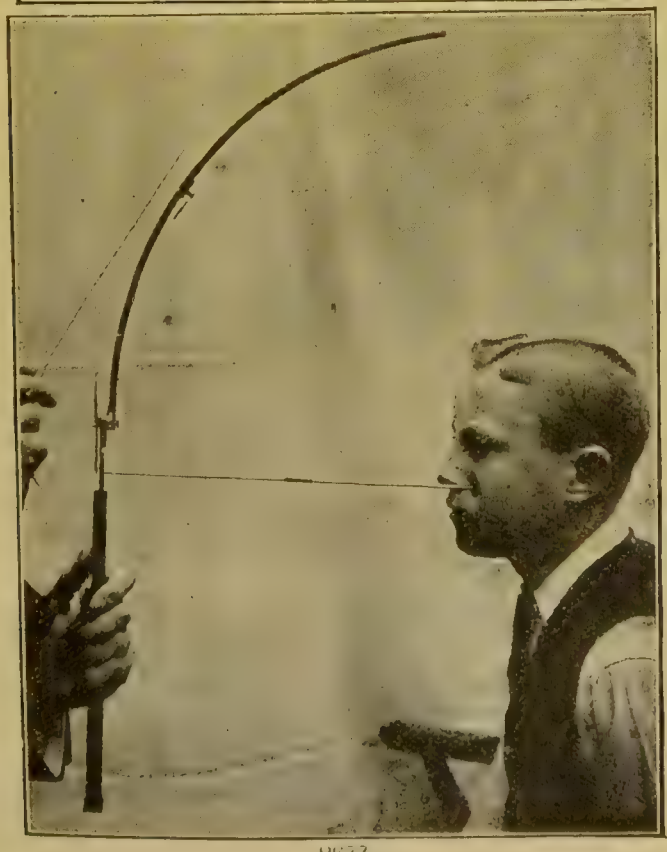

Showing use of perimeter without chin rest.

No.

Eye Instruments, *continued*,—

		£	s.	d.
	Portable Perimeter,—			
2677	Brooksbank James' . . . . in mahogany case	3	15	6
2678*	Charts, for use with same, 3 forms. . . . per 100	0	3	0

Extract from the "Lancet," August 1, 1903.

This instrument consists of the following parts:—1. Two uprights, to one of which a jointed metal arc can be attached, while the other is provided with a rest to support the chin. The uprights are brass tubes which slide within one another and by means of a screw adjustment they can be raised to any convenient height. That which supports the arc fits into a socket on the lid of the box, thus affording complete stability during examination of the visual field. 2. The arc consists of three pieces of metal tubing which fit firmly together and form a quadrant of a circle of radius 33 centimetres. The first piece of tubing which springs from the upright is firmly joined to this and cannot be removed. The other two pieces can be readily detached and fit into curved grooves in the lid of the box when the instrument is not in use. 3. The carrier which supports the test object consists of two superposed discs, the anterior of which has an aperture of five millimetres square at its inner margin. The posterior disc can be rotated behind this and the colours white, blue, red, and green placed in succession behind the opening. The carrier itself is moved round the arc by means of a steel wire ten inches in length in the observer's hand, the movement being very easy and necessitating but little manipulation. 4. A thin metal disc three and a half inches in diameter which can be screwed to the back part of the upright supporting the arc. A point springs from the centre of this disc and there are four clips at its margins to affix the chart. The observer rotates the disc and with it the arc and the chart while taking the visual field of the patient.

The visual field may be taken with this instrument either with the chin rest or without it. The distance of the patient's eye from the fixation point of the perimeter is measured by means of a steel rod 33 centimetres in length which can be fixed to a hole in the front of the box (if the chin-rest is used), or into a hole in the upright which supports the arc one and a half inches below the fixation point of the perimeter if the instrument is used without the chin-rest. The distal end of the rod in the latter case impinges on the patient's cheek while the upright is in the hand of the observer. With a little practice sufficient steadiness is obtained to take the fixation field in cases of paresis of the ocular muscles, and to measure the angle of a squint without using the chin-rest. It is very useful for examining the visual field in patients confined to bed. The different parts of the instrument fit into a wooden box ten inches long, four and a half inches wide, and two inches in depth. The weight is little and it can readily be carried in a small hand-bag with many other articles. The charts are three and a quarter inches in diameter, and are gummed at their upper margins for ready insertion into a notebook.

G. T. BROOKSBANK JAMES, F.R.C.S., Eng.,
Assistant Ophthalmic Surgeon, Westminster Hospital;
Assistant Surgeon, Royal Eye Hospital,
Southwark.

* The items marked thus * are not illustrated.

Bladder and Urethra Instruments.

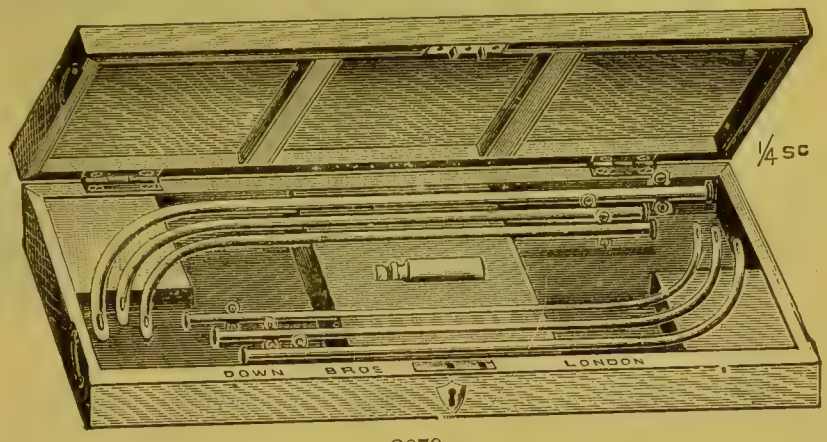

2679.

No.		£	s.	d.
	Sets of Aseptic Metal Catheters with solid ends, in Cases,—			
2679	**Set,** consisting of 6 plated Catheters, including one for the Prostate, with bottle for oil; in mahogany case . .	1	7	0

The set in leather case, £1 5*s.* 6*d.*



2680.

2680	**Set,** in metal case, with Down Bros.' lift-out Rack, consisting of 6 plated Catheters, including 1 for the Prostate, with bottle for oil	2	2	0
2681*	**Set,** consisting of 6 plated Catheters, and 1 for the Prostate, with long eyelets, 2 Clutton's Sounds, and bottle for oil; in leather case	2	9	0
2682*	**Set,** in metal case, wih Down Bros.' lift-out rack, consisting of 6 plated Catheters, and 1 for the Prostate, with long eyelets, 2 Clutton's Sounds, and bottle for oil . . .	3	5	0

* The items marked thus * are not illustrated.

No.

Bladder and Urethra Instruments, *continued*,—



2683.

		£	s.	d.
	Sets of Aseptic Metal Catheters with solid ends, in Cases, *continued*,—			
2683	**Set,** consisting of 12 plated Catheters including 1 for the Prostate, with bottle for oil; in mahogany case . .	2	8	0
	The set in leather case, £2 3*s*.			
2684*	**Set,** consisting of 12 stout hall-marked silver Catheters, including 1 for the Prostate, with bottle for oil; in mahogany case	5	10	0
	The set in leather case, £5 5*s*.			

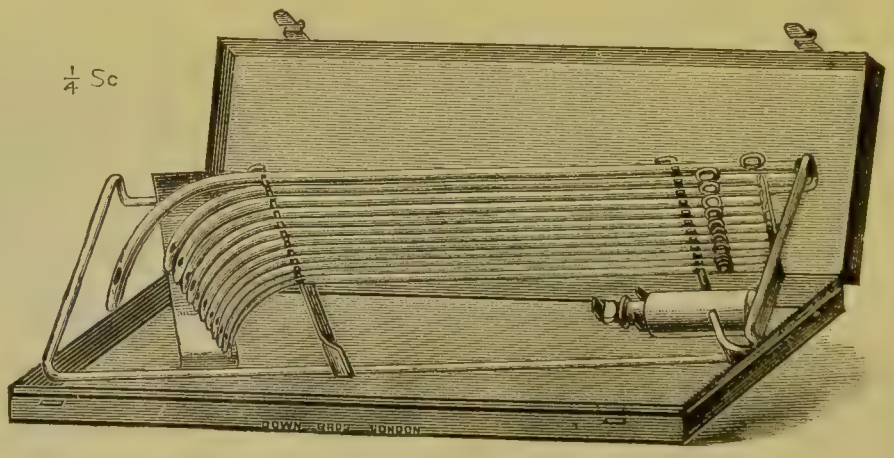

2685.

2685	**Set,** in metal case, with Down Bros.' lift-out Rack, consisting of 12 plated Catheters, including 1 for the Prostate, with bottle for oil	3	3	0
2686*	**Set,** in metal case, with Down Bros.' lift-out Rack, consisting of 12 stout hall-marked silver Catheters, including 1 for the Prostate, with bottle for oil	6	5	0

* The items marked thus * are not illustrated.

No. **Bladder and Urethra Instruments,** *continued,*— £ s. d.



2687.

Sets of Aseptic Metal Catheters with solid ends, in Cases, *continued,*—

2687 **Set,** "St. Thomas's," in metal case, with Down Bros.' lift-out Rack, consisting of 12 plated Catheters, and 1 for the Prostate, with long eyelets, 2 Clutton's Sounds, and bottle for oil 4 12 0

2688* **Set,** "St. Thomas's," consisting of 12 plated Catheters, and 1 for the Prostate, with long eyelets, 2 Clutton's Sounds, and bottle for oil; in mahogany case 3 18 0

The set in leather case, £3 10*s.*

2689* **Set,** consisting of 6 Brodie's plated Catheters, with metal handles, and bottle for oil; in leather case . . . 2 3 0

2690* **Set,** consisting of 14 Brodie's plated Catheters, with metal handles, including 1 for Children and 1 for Prostate, and bottle for oil; in leather case 4 11 0

2691* **Set,** consisting of 13 Lister's plated Catheters, including 1 for the Prostate, with bottle for oil; in leather case . 2 17 6

2692* **Set,** consisting of 3 Thompson's Prostate Catheters (No. 2816 A, B, and C, page 619), with bottle for oil; in leather case 1 3 0

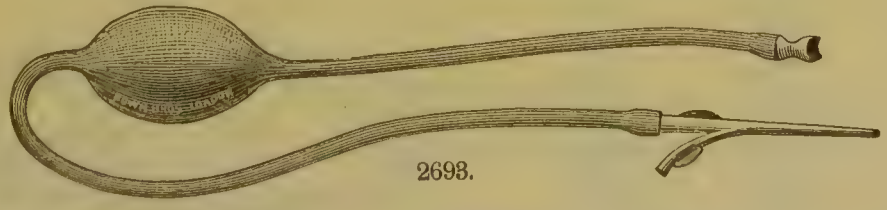

2693.

Apparatus for washing out the Bladder,—

2693 Buckston Browne's, consisting of conical metal double-way Tube to fit Catheter, and Higginson's Syringe; or may be fitted with india-rubber Tube and Funnel complete . 0 6 3

The metal tube only . . . . . each 0 3 9

N.B.—Can also be supplied with cylindrical Tube, as No. 2696.

* The items marked thus * are not illustrated.

No.

Bladder and Urethra Instruments, *continued*,—



2694.



2695.



2696.

		£	s.	d.
	Apparatus for washing out the Bladder, *continued*,—			
2694	Collins' vulcanite double-way Stopcock . . . . . each	0	4	6
	Ditto, fitted with Higginson's Syringe or india-rubber Tube and Funnel . . . . . each	0	7	0
2695	Vulcanite Stopcock, conical . . . . . „	0	1	0
2696	Double-way metal Tube, cylindrical . . . . . „	0	3	9
	Ditto, fitted with Higginson's Syringe or india-rubber Tube and Funnel . . . . . each	0	6	3

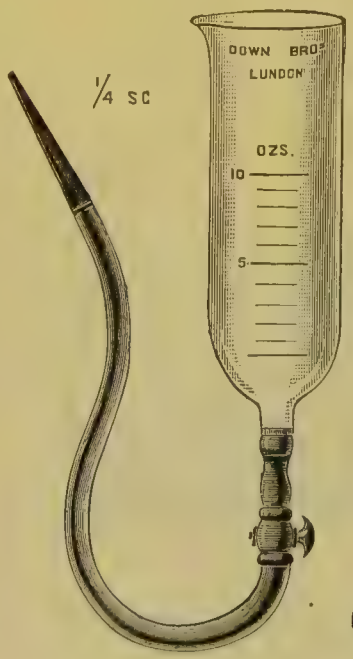

2697.

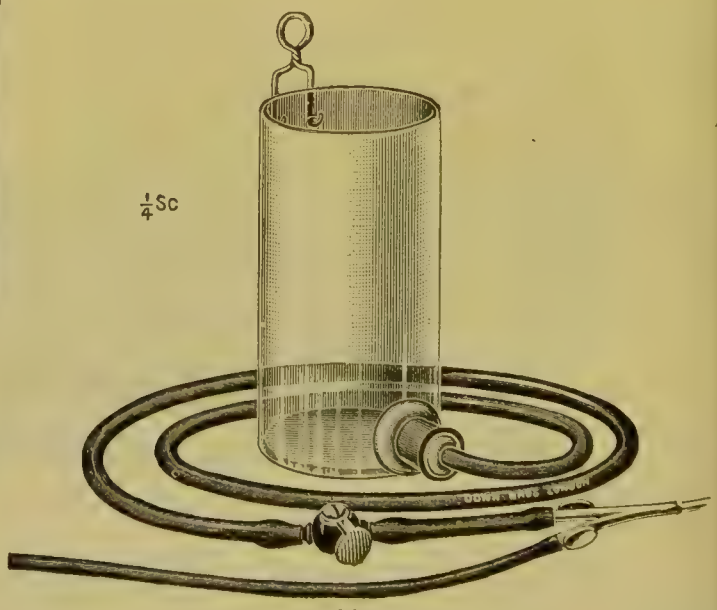

2698.

2697	Golding-Bird's, as used at Guy's, with graduated glass Reservoir and 3 feet india-rubber Tube . . . . each	0	5	0
2698	Irrigator, with glass Reservoir, india-rubber Tubing, push Stopcock, and conical double-way Tube to fit into Catheter, each	0	10	6

No. **Bladder and Urethra Instruments,** *continued,*—

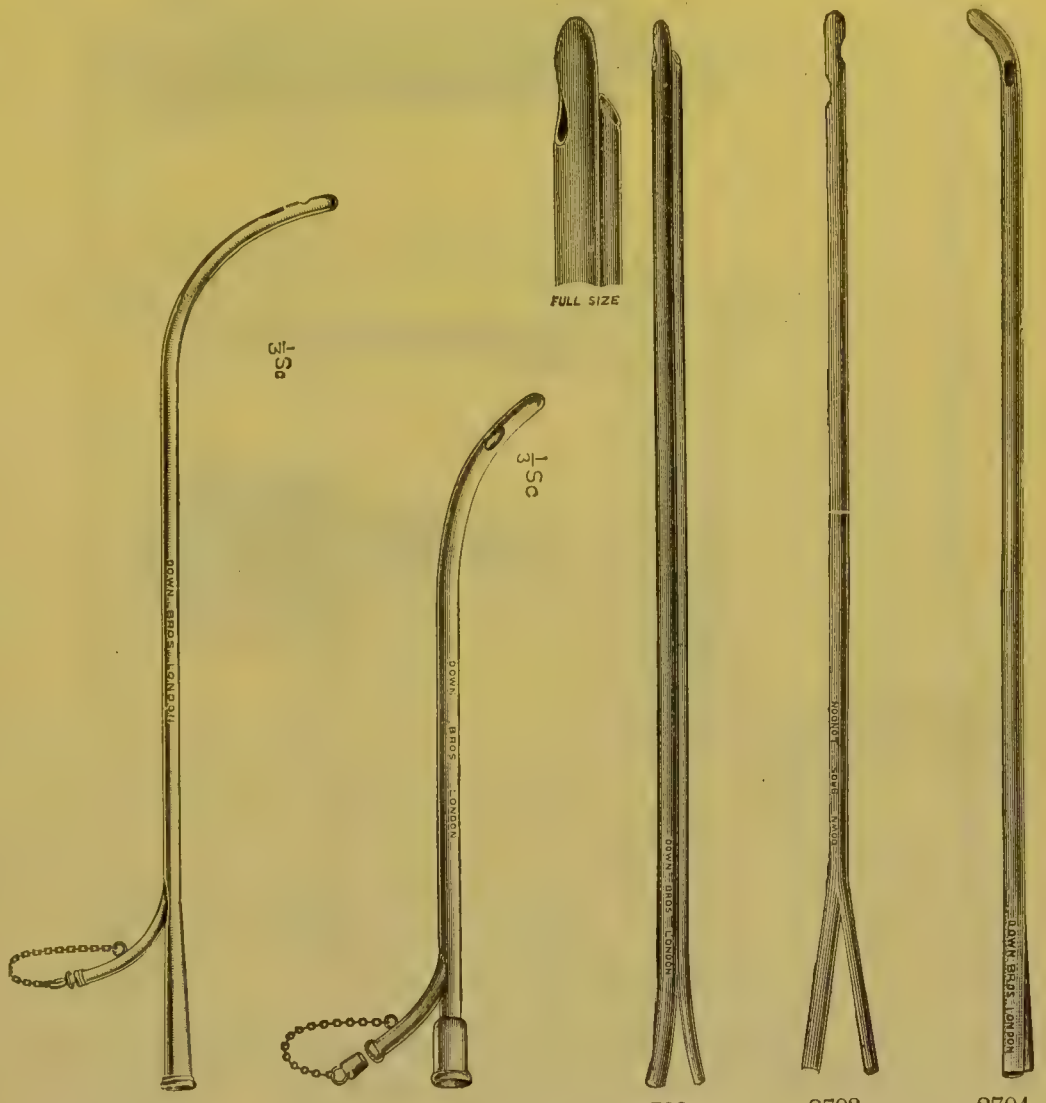

2700. 2701. 2702. 2703. 2704.

Apparatus for washing out the Bladder, *continued,*—

		£	*s.*	*d.*
2700	Double Channel Catheter, electro plated, solid end . . each	0	12	0
	Ditto, silver, solid end . . . each, No. 9, 18*s.*; No. 10	0	19	0
2701	Ditto, Female, electro plated . . . . . each	0	10	6
2702	Ditto, india-rubber, with solid end . . . per doz.	1	7	0
2703	Ditto, Silk Web, flexible, solid ends, sizes 8, 10 and 12, each	0	8	0
2704	Ditto, ditto, coudé, solid ends, as suggested by Dr. Walker, of Peterboro', sizes 10 and 12 . . . . . each	0	9	0

If fitted with Higginson's Syringe, each extra, 2*s.* 6*d.*

No. **Bladder and Urethra Instruments,** *continued*,— £ s. d.



2705.



2706.

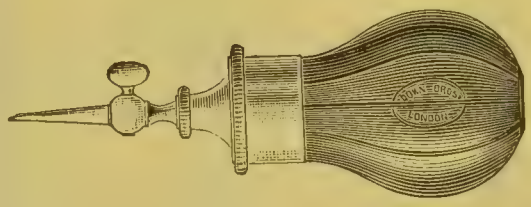

2707.

Apparatus for washing out the Bladder, *continued*,—

Syringes,—

2705 All metal, with metal piston (Down Bros.' New Model), with screw-off end to barrel, Stopcock and fine Nozzle, each, 3 oz., 19*s.* 6*d.*; 4 oz. 1 1 6

2706 Brass, with Stopcock, and fine Nozzle to fit any size of Catheter . each, 3 oz., 9*s.* 6*d.*; 4 oz., 10*s.* 6*d.*; 8 oz. 0 16 6

If with Finger Rings to the Syringe, 1*s.* each extra.

2707 India-rubber ditto (Thompson's), each, 3 oz., 7*s.*; 4 oz., 7*s.* 6*d.*; 6 oz. 0 8 0

2708* Ditto, Henry's, with large opening and bayonet catch for tabloids . . . each, 3 oz., 8*s.* 6*d.*; 4 oz., 9*s.*; 6 oz. 0 9 6



2709.



2710.

Bougies and Dilating Sounds, Flexible,—

Elastic Gum,—

2709 Conical, sizes 1 to 12 . . . . . per doz. 0 10 6

2710 Cylindrical, double web, sizes 1 to 12 . . . ,, 0 5 3

Ditto, ditto, sizes 13, 14, and 15 . . . ,, 0 7 6

Ditto, ditto, sizes 16, 17, and 18 . . . ,, 0 12 0

Ditto, hospital quality, sizes 1 to 12 . . . ,, 0 4 6

Ditto, single web, sizes 1 to 12 . . . . ,, 0 3 0

* The items marked thus * are not illustrated.

No.

Bladder and Urethra Instruments, *continued*,—



2711.



2713.

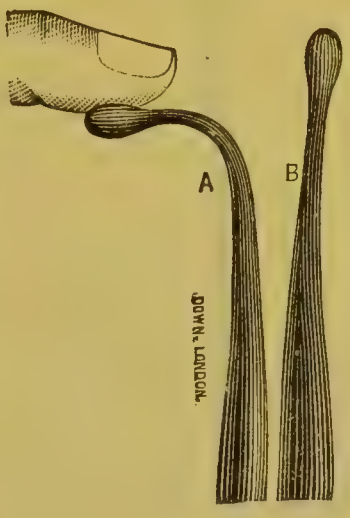



2714.

		£	s.	d.
	Bougies and Dilating Sounds, Flexible, *continued*,—			
	Soft Black (except those described as French, which are soft brown),—			
2711	Acorn tip, for diagnosis, sizes 1 to 12 . . . per doz.	0	18	0
2712*	Ditto, double ended, Guyon's, 6 sizes, 13 to 18 Fr. gauge per doz.	1	0	0
2713	Bulbous or Olivary, extra flexible, sizes 1 to 12 ,,	0	15	0
	Ditto, sizes 13, 14, 15 . . . . . ,,	0	18	0
	Ditto, sizes 16, 17, 18 . . . . . ,,	1	4	0
	Ditto, hospital quality, sizes 1 to 12 . . . ,,	0	10	0
	Ditto, French, sizes 5 to 25 Fr. gauge . . ,,	0	14	0
2714	Ditto, stiffened shafts, with flexible extremities, sizes 1 to 12 . . . . . per doz.	1	2	6
	Ditto, French, ditto, ditto, sizes 5 to 25 Fr. gauge ,,	0	16	0
2715*	Bulbous or Olivary, with catgut interior, sizes 1 to 12 ,,	0	15	0
2716*	Ditto, with lead Stilettes (Thompson's) . . ,,	1	7	0
2717*	Ditto, French, with lead interior, 8 to 25 Fr. gauge ,,	0	18	0

* The items marked thus * are not illustrated.

No.

Bladder and Urethra Instruments, *continued*,—



2718.



2719.



2720.



2721.

		£	s.	d.
	Bougies and Dilating Sounds, Flexible, *continued*,—			
	Soft Black, *continued*,—			
2718	Bellied Olivary, sizes 1 to 12 . . . per doz.	1	12	0
2719	3 bulb, sizes 1 to 12 . . . . . „	1	12	0
	Silk Web,—			
2720	Bulbous or Olivary, sizes 1 to 12 . . . . per doz.	0	19	6
	Ditto, French, sizes 5 to 25 Fr. gauge . . „	1	0	0
2721	Cylindrical, sizes 1 to 12 . . . . . „	0	18	0

No.

Bladder and Urethra Instruments, *continued*,—



2722. 2723. 2725. 2726.

Bougies and Dilating Sounds, Flexible, *continued*,—

		£	s.	d.
	For Fine Strictures,—			
2722	Catgut, fine, sizes up to No. 1 . . . . . per doz.	0	4	6
	Ditto, Nos. 2 and 3, per doz., 5*s.* 6*d.*; Nos. 4 and 5, 9*s.*; No. 6	0	14	0
2723	Harrison's Whip, sizes 1 to 12 . . . . . each	0	3	9
2724*	Silk Web, with catgut interior, in 4 very fine sizes per doz.	1	0	0
2725	Whalebone, fine . . . . . ,,	0	11	6
2726	Ditto, with twisted end . . . . . ,,	0	15	0

* The items marked thus * are not illustrated.

No.

Bladder and Urethra Instruments, *continued*,—



2727.

£ s. d.

Bougies and Dilating Sounds, Flexible, *continued*,—
For Fine Strictures, *continued*,—

2727 Amici's Tapering Whalebone . . . . . each 0 4 6

From the "Lancet," February 6, 1897.

The favourable experience which I have had of the dilating bougie now described induces me to bring it under the notice of my medical brethren. It is made of whalebone, and is about 35 cm. (14 in.) long. The slender extremity **A B** measures about 12 cm. (4¾ in.) in length, and is as thin as an ordinary bougie, with a bulb-shaped point; this portion may be either bent (*coudé*) or twisted so as to more easily enter a stricture, and may be called the guide. The dilating part of the bougie, where it gradually increases in diameter until the full thickness is reached, is at **B C**, and is about 3 cm. (1¼ in.) long. The remainder of the instrument is of uniform diameter, and measures about 20 cm. (8 in.) in length; this part is made in three different sizes corresponding to Nos. 2, 3, and 5 of the English scale, the guide being of almost the same diameter in all three sizes. Guides are adapted to various other instruments, such as catheters, stricture dilators, urethrotomes, etc., and when they are made of whalebone they are not different from those of my dilating bougie; but in those instruments the guide generally forms a continuation of a metallic tube or rod, an arrangement which is deficient in flexibility, and has the further disadvantage that the instrument does not always follow the guide when the stricture is very difficult. If made in elastic gum, the guide bends as soon as it comes in contact with an obstruction, and is too flexible to pass through difficult strictures. As the dilating bougie is made entirely of whalebone, the flexibility of the guide diminishes gradually, and there are no abrupt thickenings such as are found in some cases where the guide is attached to metal. Consequently, when the guide has passed through a difficult stricture, the dilating part **B C** must necessarily follow. An experience of more than eleven years has convinced me of the advantages of this bougie in the dilatation of difficult strictures.

Rome. DR. NATALE AMICI.

2728* **Medicated Bougies,—**
In boxes of 1 dozen, No. 9 gauge, cylinders 2½ in. long, per doz. 0 1 6

Acetate of Lead, ¾ and ½ gr.
Cocaine, ½ and 1 gr.
Ext. Belladonna, 2 grs.
Ext. Opium, 2 grs.
Nitrate of Silver, 1, ½, and ¼ gr.
Sulph. Copper, ½ gr.
Sulph. Zinc Exsic. 1 gr.
Tannin, 1 and 2 grs.
White Bismuth and Acetate of Lead, 10 and ½ gr.
Zinc Chloride, ½ gr.

Any other ingredients can be specially prepared.

2729* **Cheyne's Cylinders for Gonorrhœa** (4½-in. long, No. 10 gauge), Oil of Eucalyptus, 10 minims, and Iodoform, 5 grains in each . . . . . per doz. 0 2 0

* The items marked thus * are not illustrated.

No.

Bladder and Urethra Instruments, *continued*,—



2730.

		£	s.	d.
	Bougies and Dilating Sounds, nickel plated,—			
2730	Chiene's, steel, in 13 sizes, $\frac{1}{11}$ to $\frac{12}{14}$ . . . . . each	0	4	6



2731.

2731	Chiene's Set of 13 steel nickel-plated in aseptic metal case, with Down Bros.' lift-out Rack . . . per set	4	10	0

The set in leather case, £3 10*s*.

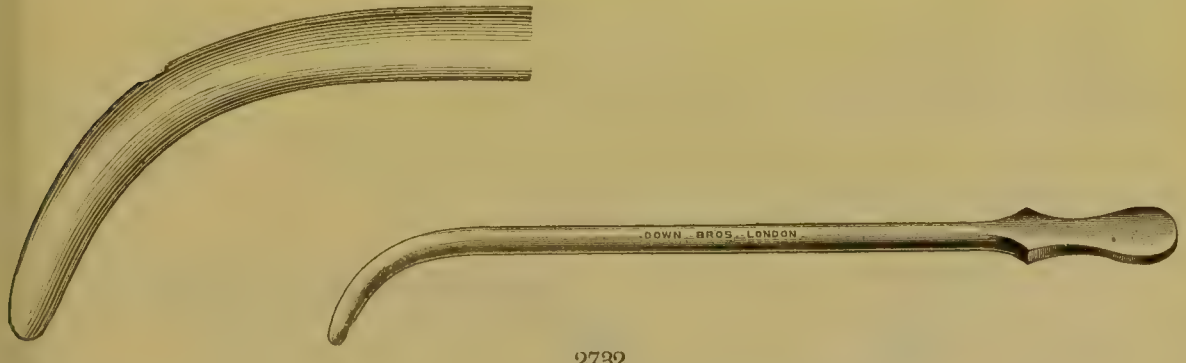

2732.

2732	Clutton's, steel . . . . . each	0	5	0

The curve of these sounds (No. 2732) forms a segment of a circle of 3 inches diameter, and each Sound is graduated to increase 4 sizes (French gauge) from the point to the thickest part. Made in 12 sizes: $\frac{6}{10}$, $\frac{8}{12}$, $\frac{10}{14}$, $\frac{12}{16}$, $\frac{14}{18}$, $\frac{16}{20}$, $\frac{18}{22}$, $\frac{20}{24}$, $\frac{22}{26}$, $\frac{24}{28}$, $\frac{26}{30}$, $\frac{28}{32}$.

No. **Bladder and Urethra Instruments,** *continued*,—

£ s. d.



2733.

Bougies and Dilating Sounds, nickel plated, *continued*,—

2733 Clutton's, the set of 6, with oil bottle, in aseptic metal case, with Down Bros.' lift-out Rack 2 16 0
The set in leather case, £2; in mahogany case, £2 4*s*.

2734 Ditto, the set of 12, with oil bottle, in aseptic metal case, with Down Bros.' lift-out Rack 4 15 0
The set in leather case, £3 12*s*.; in mahogany case, £3 17*s*.



2735.

2735 Cock's, fine steel conical, as used by Mr. Buckston Browne, sizes, 0/2, 1/3, 2/4, 3/5, 4/6, 5/7 (English gauge), nickel plated, each 0 5 6

2736* Ditto, the set of 6, with oil bottle, in aseptic metal case, with Down Bros.' lift-out Rack 2 19 0
The set in leather case, £2 2*s*.; in mahogany case, £2 5*s*.



2737.

2737 Douty's steel, sizes, 12/16, 14/18, 16/20, 18/22, 20/24, 22/26 (French gauge), each 0 6 0

2738* Ditto, the set of 6, in metal case, with Down Bros.' lift-out Rack 3 3 0
The set in mahogany case, £2 7*s*. 6*d*.

* The items marked thus * are not illustrated.

No.

Bladder and Urethra Instruments, *continued,*—



2739.

£ s. d

Bougies and Dilating Sounds, nickel plated, *continued,*—

2739 Lister's, steel, with bulb ends, 12 sizes, $\frac{0}{2}$ to $\frac{9}{12}$ . . each 0 4 6

Ditto, extra large sizes, $\frac{10}{13}$ to $\frac{15}{18}$ . . . . . „ 0 5 6



2740.

2740 Lister's, the set of 12, with oil bottle, in aseptic metal case, with Down Bros.' lift-out Rack 4 4 0

The set in leather case, £3 5*s.*; in mahogany, £3 10*s.*



2741.

2741 Liston's, steel, cylindrical, sizes 1 to 12 . . . . each 0 3 9

No. **Bladder and Urethra Instruments,** *continued,*—

		£	s.	d.
	Bougies and Dilating Sounds, nickel plated, *continued,*—			
2742*	Liston's, the set of 12, in aseptic metal case, with Down Bros.' lift-out Rack	3	15	0
	The set in leather case, £2 15*s.*			
2743*	Liston's, silver, hall-marked (cylindrical), each, No. 1, 6*s.*; No. 2, 6*s.*; No. 3, 6*s.* 6*d.*; No. 4, 7*s.* 6*d.*; No. 5, 8*s.* 6*d.*; No. 6, 9*s.*; No. 7, 10*s.* 6*d.*; No. 8, 11*s.*; No. 9, 12*s.*; No. 10, 13*s.* 6*d.*; No. 11, 15*s.*; No. 12	0	15	6
2744*	Metal, flexible, sizes 1 to 12 . . . . . per doz.	0	7	6



2745.

2745	Nicoll's (of Glasgow), steel, bellied bulbous, 8 sizes, $\frac{2}{6}$, $\frac{3}{8}$, $\frac{4}{10}$, $\frac{5}{12}$, $\frac{6}{14}$, $\frac{7}{16}$, $\frac{8}{18}$, $\frac{9}{20}$ . . . . . each	0	6	6
2746*	Ditto, the set in metal case, with Down Bros.' lift-out Rack .	4	4	0

The set in unpolished oak case, £2 19*s.* 6*d.*



2747.

2747	Stanmore Bishop's, steel, 6 sizes, $\frac{2}{6}$, $\frac{4}{8}$, $\frac{6}{10}$, $\frac{8}{12}$, $\frac{10}{14}$, $\frac{12}{16}$. each	0	6	0
2748*	Ditto, the set of 6, in metal case, with Down Bros.' lift-out Rack	3	2	0



2749.

2749	Thompson's, steel . . . . . each	0	6	0

These Sounds are graduated to increase 2 sizes (English gauge) from the point to the thickest part. Made in 7 sizes: $\frac{6}{8}$, $\frac{7}{9}$, $\frac{8}{10}$, $\frac{9}{11}$, $\frac{10}{12}$, $\frac{11}{13}$, $\frac{12}{15}$.

* The items marked thus * are not illustrated.

No.

Bladder and Urethra Instruments, *continued*,—

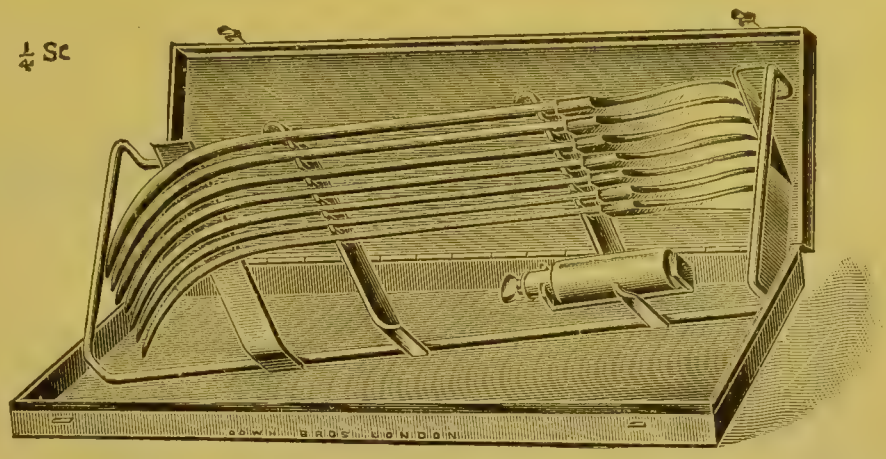

2750.

£ s. d.

Bougies and Dilating Sounds, nickel plated, *continued*,—

2750 Thompson's, steel, the set of 7, in metal case, with Down Bros.' lift-out Rack 3 10 0

The set in leather case, £2 12*s*.



2751.



2752.

2751 Thompson's, conical, for Meatus, steel, size $\frac{5}{12}$ . . each 0 3 0

2752 Wyndham Powell's, "Torpedo shape," for Penile Strictures, 18 sizes, 15 to 32, Fr. gauge . . . . . each 0 3 0

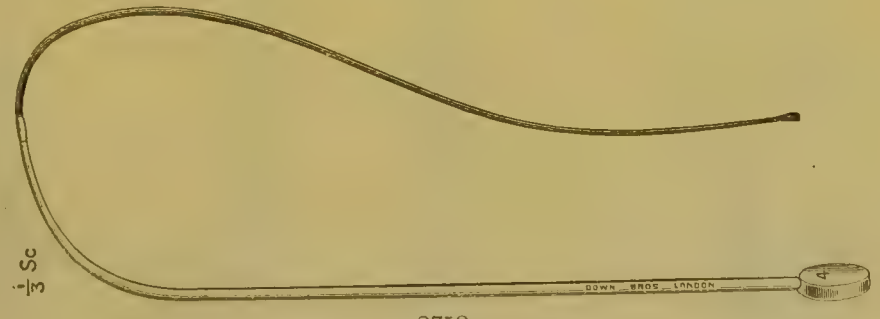

2753.

2753 **Bougie Conductor or Ferret** (described and recommended by Mr. Henry Morris), consisting of,—

No. 4 Steel Bougie, nickel plated, with fine Olivary Bougie screwed on end . . . . . each 0 7 6

Spare Olivary Bougies with screw mounts . . . „ 0 2 9



2754.

2754 **Thompson's Conical Diagnostic Sounds**, graduated, for diagnosing Strictures, 3 sizes, nickel plated . . each 0 5 0

No. **Bladder and Urethra Instruments,** *continued*,—



2755.

Cooling Sound,— £ s. d.

2755 Winternitz's, for continuous stream of cold water . . each 0 5 6

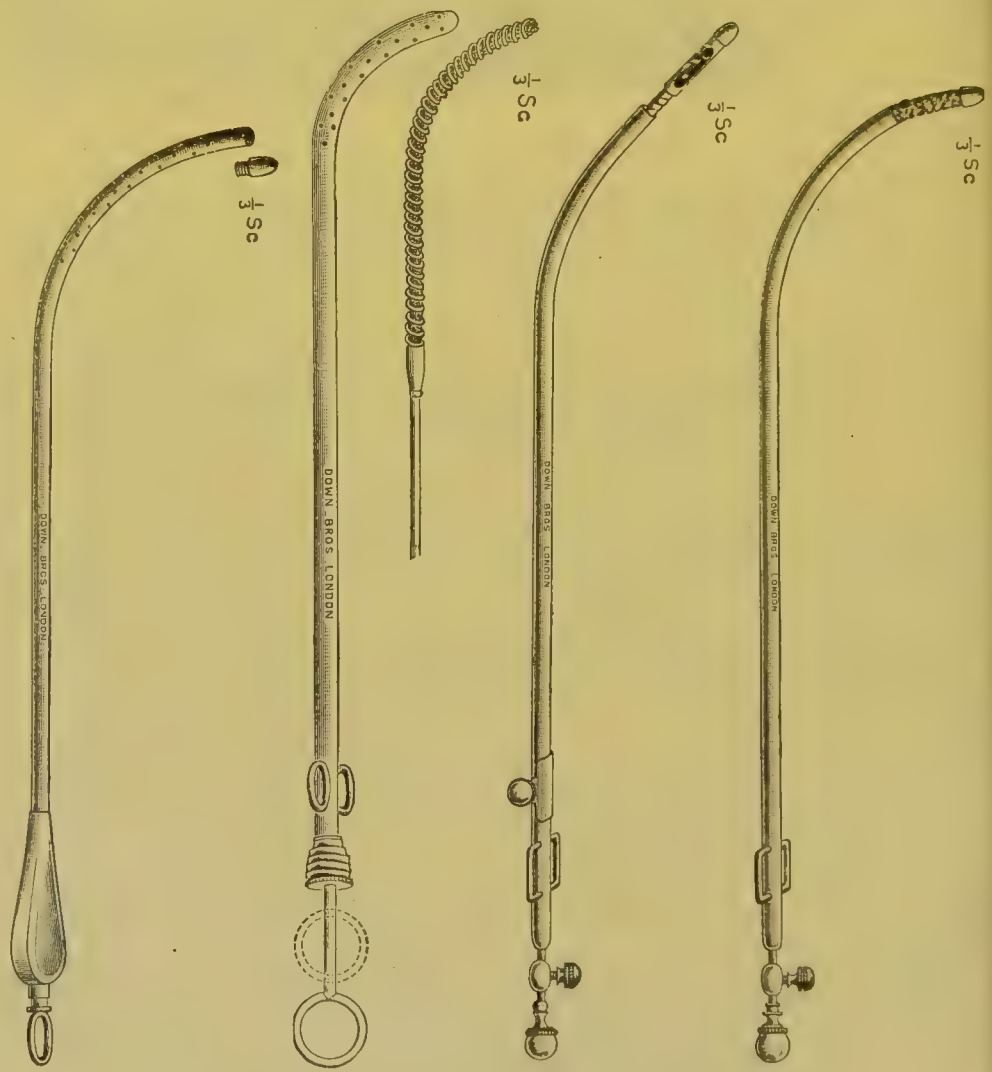

2756. 2757. 2758. 2760.

Caustic Catheters,—

2756	Dawson's, silver, for ointment	each	1	4	0
2757	Erichsen's, silver	each, No. 9, £1; No. 10	1	1	0
2758	Lallemand's, silver	each	0	19	0
2759*	Ditto, elastic, with silver end	„	0	12	6
2760	Thompson's, silver	„	1	5	0

* The items marked thus * are not illustrated.

No. **Bladder and Urethra Instruments,** *continued*,—



2761. 2762. 2763. 2764. 2765.

		£	*s.*	*d.*
	Catheters, Elastic Gum,—			
2761	Conical, sizes 1 to 12 . . . . . per doz.	0	10	6
2762	Cylindrical, double web, sizes 1 to 12 . . . ,,	0	7	6
	Ditto, ditto, No. 0 size . . . . . each	0	1	6
	Ditto, ditto, Nos. 13, 14, 15 . . . . . per doz.	0	12	0
	Ditto, ditto, Nos. 16, 17, 18 . . . . . ,,	0	15	0
	Ditto, hospital quality, sizes 1 to 12 . . . ,,	0	5	3
	Ditto, single web, sizes 1 to 12 . . . . ,,	0	3	9
	Ditto, second quality ditto . . . . . ,,	0	3	0
	Catheters, Elastic Gum, Aseptic, with solid ends,—			
2763	Cylindrical, sizes 1 to 12 . . . . . per doz.	0	9	0
	Catheters, Linen or "Flax Web,"—			
2764	Bulbous or Olivary, sizes 1 to 12 . . . . per doz.	0	16	6
2765	Cylindrical, sizes 1 to 12 . . . . . ,,	0	15	0

No.

Bladder and Urethra Instruments, *continued*,—



2766.



2767.



2769.



2770.

			£	s.	d.
	Catheters, Soft Black,—				
2766	Bulbous or Olivary, extra flexible, sizes 1 to 12	per doz.	0	15	0
	Ditto, sizes 13, 14, and 15	,,	0	18	0
	Ditto, sizes 16, 17, and 18	,,	1	4	0
	Ditto, hospital quality, sizes 1 to 12	,,	0	10	0
2767	Ditto, stiffened shafts, with flexible extremity, sizes 1 to 12	,,	1	7	0
	Catheters, Soft Black, Aseptic, with solid ends,—				
2768*	Bulbous or Olivary, sizes 1 to 12	per doz.	0	17	6
	Ditto, hospital quality	,,	0	11	6
	Ditto, French, sizes 5 to 25 (Fr. gauge)	,,	0	16	6
	Catheters, Silk Web, with woven eyes,—				
2769	Bulbous or Olivary, sizes 1 to 12	per doz.	0	19	6
	Ditto, French, sizes 5 to 25 (Fr. gauge)	,,	1	5	0
2770	Cylindrical, sizes 1 to 12	,,	0	18	0
	Ditto, Nos. 13, 14, 15	,,	1	7	0
	Ditto, French, sizes 5 to 25 (Fr. gauge)	,,	1	0	0

* The items marked thus * are not illustrated.

Bladder and Urethra Instruments, *continued*,—

No.

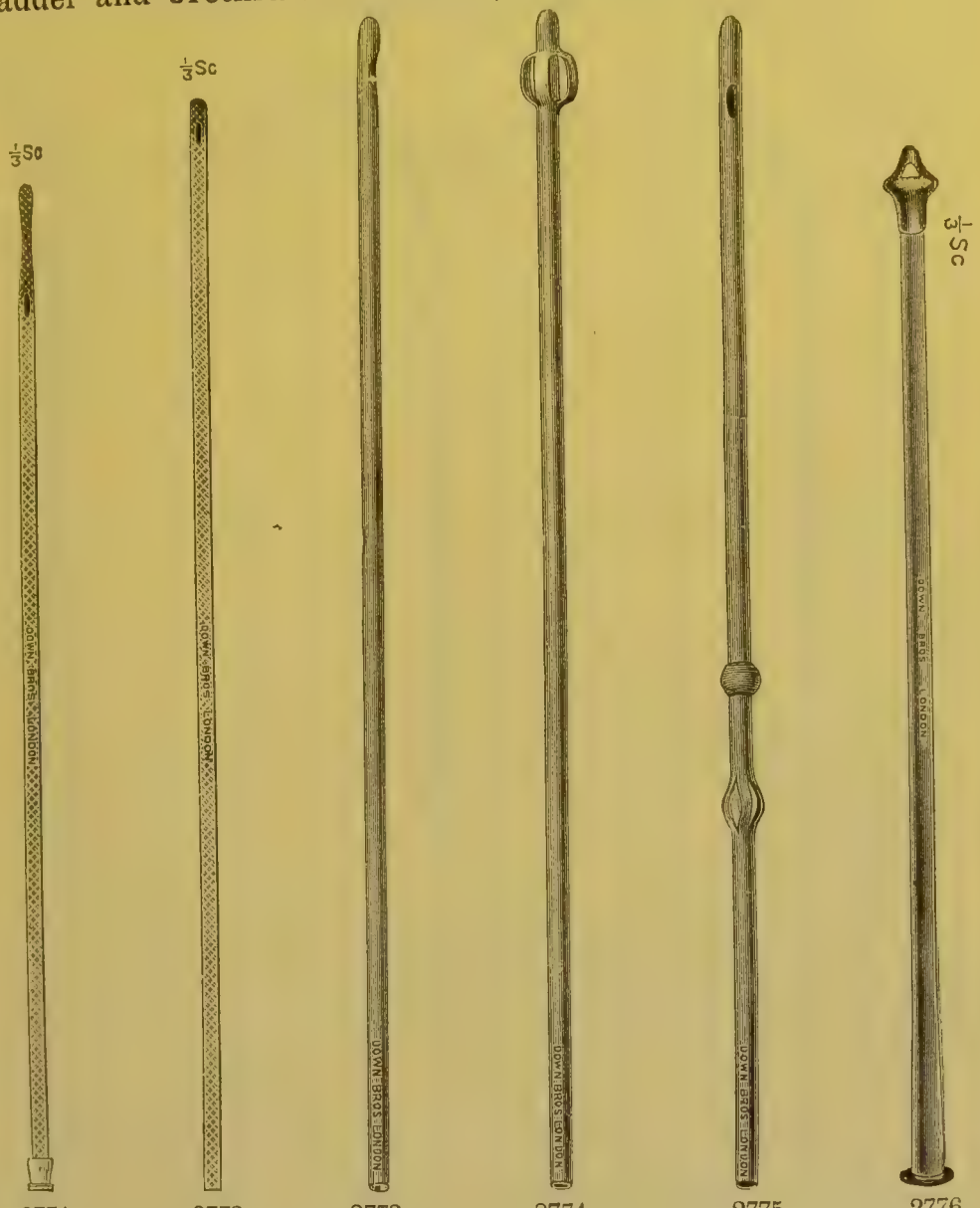

2771 2772. 2773. 2774. 2775. 2776.

		£	s.	d.
	Catheters, Silk Web, Aseptic, with solid ends,—			
2771	Bulbous or Olivary, sizes 1 to 12 . . . . . per doz.	1	6	6
2772	Cylindrical, sizes 1 to 12 . . . . . „	1	4	6
	Catheters, India-rubber,—			
2773	Cylindrical, sizes 3 to 12 . . . . . per doz.	0	14	0
	Ditto, extra large sizes, Nos. 13 and 14, each, 1*s.* 6*d.*; Nos. 15 and 16	0	2	0
	Ditto, hospital quality (American), sizes 5 to 12 . per doz.	0	7	0
2774	Dowse's Retention, sizes 5 to 12 . . . . . „	1	10	0
2775	Napier's Retention, sizes 5 to 12 . . . . . „	1	14	0
2776	Pezzer's, sizes 18, 20, 22, 24 (Fr. gauge) . . . . „	1	13	0
	For above with shield, for supra-pubic drain (*see page* 638).			
2777*	**Catheters, India-rubber, with solid ends**, sizes 3 to 12, per doz.	0	18	0
	Ditto, extra large sizes, Nos. 13 and 14, each 2*s.*; Nos. 15 and 16	0	2	6
	(Steel Stilettes for introducing above, each 2*s.*)			

* The items marked thus * are not illustrated.

No.

Bladder and Urethra Instruments, *continued*,—
Catheters, Female (*see pages* 704–706).



2778.



2779.



2781.

Catheters, Metal, with solid ends,—

		£	*s.*	*d.*
2778	Electro plated, with round eyelets . . . per doz.	1	10	0
2779	Ditto, with long eyelets (Key's) . . . „	1	16	0
2780*	Ditto, No. 4 size, short for children . . . each	0	3	0
2781	Ditto (Brodie's), with metal handles . . . „	0	5	6



2782.

2782	Silver, hall-marked, each, No. 1, 5*s.*; No. 2, 5*s.* 3*d.*; No. 3, 5*s.* 6*d.*; No. 4, 5*s.* 9*d.*; No. 5, 6*s.*; No. 6, 6*s.* 9*d.*; No. 7, 7*s.* 6*d.*; No. 8, 8*s.* 3*d.*; No. 9, 9*s.*; No. 10, 9*s.* 9*d.*; No. 11, 10*s.* 6*d.*; No. 12	0	11	3



2783.

2783	Silver (Bryant's), hall-marked, each, No. 1, 7*s.*; No. 2, 7*s.* 6*d.*; No. 3, 8*s.*; No. 4, 8*s.* 6*d.*; No. 5, 9*s.*; No. 6, 9*s.* 6*d.*; No. 7, 10*s.*; No. 8, 10*s.* 6*d.*; No. 9, 11*s.* 6*d.*; No. 10, 12*s.* 6*d.*; No. 11, 13*s.* 6*d.*; No. 12	0	14	6

This instrument is designed to act also as a Sound.

* The items marked thus * are not illustrated.

Bladder and Urethra Instruments, *continued*,—

No.



2784.

		£	s.	d.
Blood Catheters,—				
2784 Brodie's, with flexible metal Stilette	each	0	7	6
Ditto, silver, ditto.	„	0	16	6



2785.

2785 Stanley Raw's (the stilette forms a clearing rod) . .	each	0	6	6

Extract from the "British Medical Journal," January 24, 1903.

A STERILIZABLE METAL CATHETER.

Mr. Stanley Raw, Senior Resident Medical Officer, Sunderland Infirmary, states that, having frequently met with difficulty in withdrawing urine from patients suffering from retention due to stricture, enlarged prostate, etc., owing to the eyes of the ordinary catheter becoming blocked with blood clot during its passage through the urethra, he has devised an instrument to cope with this difficulty, which also possesses the advantage over the ordinary catheter, that the inside can be cleaned and rendered absolutely aseptic. Its principle can be at once seen from the accompanying diagram. It differs from the ordinary catheter in that the last half-inch is continuous, not with the catheter itself, but with the stilette, which can be moved in or out of position by pulling or pushing the end of the stilette; there is thus no necessity for any opening in the side of the instrument. To use it, the stilette is pulled upon until the distal end is in position, and the instrument is then passed into the bladder. By pushing on the end of the stilette, the end of the catheter is then displaced and the urine drawn off; the end of the instrument is then replaced, and the catheter withdrawn. The advantages claimed are: (1) The impossibility of the catheter becoming obstructed with blood clot or other foreign material during its passage into the bladder, for during this manipulation there is no opening in the instrument. (2) The ease with which the flow can be regulated according to the distance the stilette is moved. (3) The rapidity with which the bladder can be emptied, owing to the larger opening when the end is thoroughly displaced. A No. 12 ordinary silver catheter occupied forty-one seconds in emptying one pint of water, this instrument (also No. 12) thirty seconds. (4) Supposing the eyes of the ordinary instrument to become obstructed with blood clot in the bladder, there is no way of removing it excepting by withdrawing the instrument altogether; if the open end of this instrument becomes so blocked, the clot can be broken up by alternately shutting and opening the end by means of the stilette without taking the catheter out. (5) Its greater adaptability to asepsis, for when the instrument has been used the end is unscrewed, and the small button is taken off the stilette altogether. The stilette is then withdrawn, and the inside of the catheter washed by a stream of water. A piece of gauze is then passed through the eye at the proximal end of the stilette, and the stilette again drawn through the Catheter, carrying with it the gauze, which thoroughly dries the inside. Mr. Raw has only had the opportunity of using the instrument in a small number of cases, but in all these it answered admirably, and quite fulfilled his expectations. It is made by Messrs. Down Bros. of St. Thomas's Street, London, S.E.

No.

Bladder and Urethra Instruments, *continued*,—



2786.



2787.



2788.

		£	s.	d.
	Catheters, Flexible, for fine Strictures,—			
2786	Harrison's Whip, sizes 1 to 12 . . . . . each	0	3	9
2787	Phillips' Sonde à vis . . . . . „	0	5	6
2788	Railway, open at end, conical, sizes 1 to 12, with long catgut Guides . . . . . per doz.	1	2	6
	Spare catgut Guides for ditto . . . . . „	0	12	0
2789*	Soft Elastic Gum Guides for ditto, 45 inches long, 3 fine sizes,,	1	16	0

* The items marked thus * are not illustrated.

No. **Bladder and Urethra Instruments,** *continued,*—



2790.

Catheters, Metal, for fine Strictures,—

2790 Fenwick's "Catheter Guide" (described and recommended by Mr. Hurry Fenwick), consisting of,—

	£	*s.*	*d.*
No. 6 Silver Catheter, with 6 fine Olivary Bougies to screw on end . . . . . per set	1	3	0
Spare Olivary Bougies with screw mounts . . . each	0	2	9

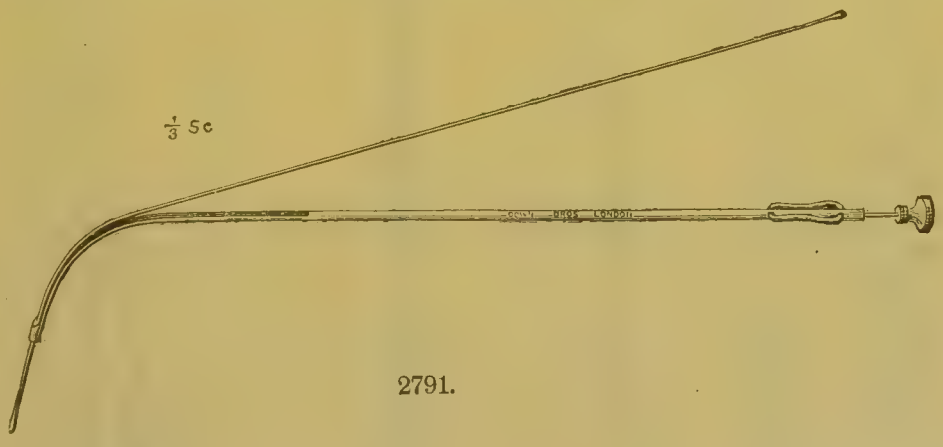

2791.

2791 Gouley's "Tunnel," with whalebone Guide, No. 4 size . each 0 7 0

Ditto, larger sizes, with whalebone Guides, each, No. 5, 7*s.* 6*d.*; No. 6, 8*s.*; No. 7, 8*s.* 6*d.*; No. 8, 9*s.*; No. 9 . 0 9 6



2792.

2792 Teevan's conical, silver, with whalebone Guide . . each 0 11 6

No.

Bladder and Urethra Instruments, *continued,*—

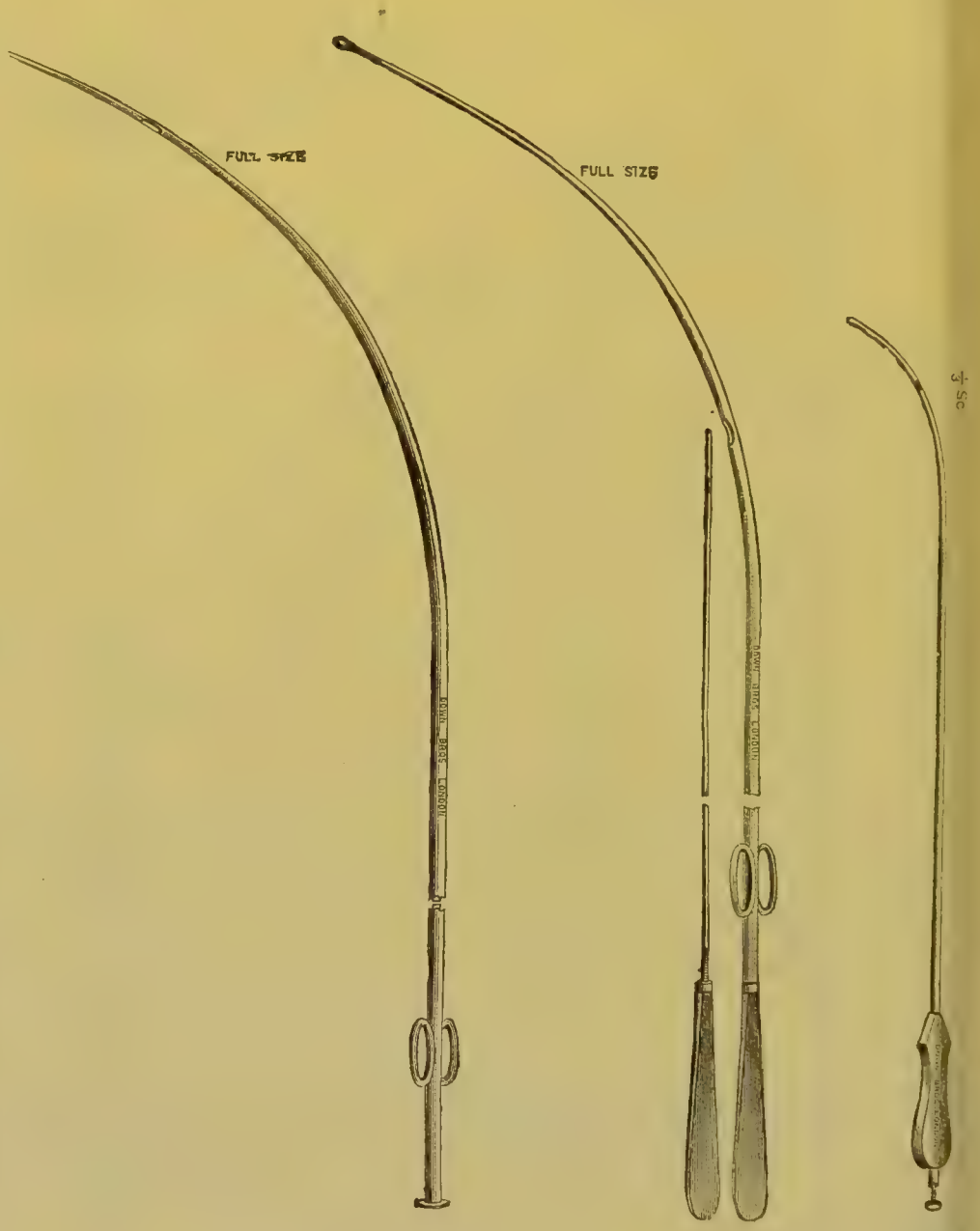

2793. 2794. 2795.

Catheters, **Metal, for fine Strictures,** *continued,*— £ *s.* *d.*

2793	Thompson's fine conical, silver	each	0	7	6
2794	Ditto, ditto, with bulbous end and steel Stilette . .	„	0	9	0
2795	Ditto, fine steel bulbous	„	0	9	6

Bladder and Urethra Instruments, *continued*,—

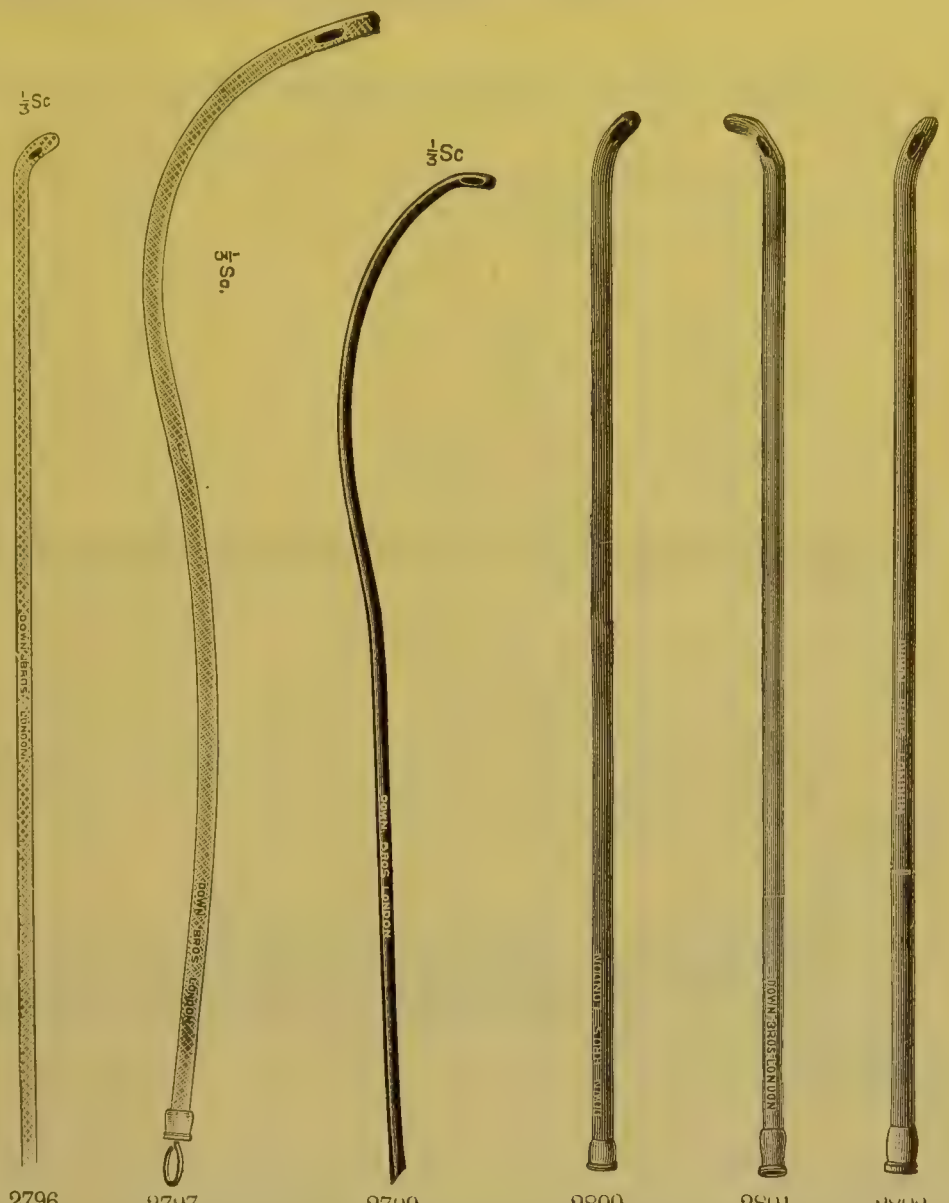

2796. 2797. 2799. 2800. 2801. 2802.

No.		£	s.	d.
	Prostate Catheters, Linen or "Flax Web,"—			
2796	Coudé, sizes 4 to 12 . . . . . per doz.	1	1	0
	Prostate Catheters, Elastic Gum,—			
2797	Cylindrical, with Stilettes, sizes 4 to 12 . . . „	0	18	0
	Prostate Catheters, Elastic Gum, Aseptic, with solid ends,—			
2798*	Cylindrical, with Stilettes, sizes 4 to 12 . . . per doz.	1	0	0
	Prostate Catheters, Soft Black,—			
2799	Buckston Browne's, curved, with coudé end, 4 sizes—7, 8, 9, 10, per doz.	1	2	6
2800	Coudé, sizes 4 to 12 . . . . . „	0	18	0
	Ditto, Hospital quality, sizes 4 to 12 . . . . „	0	15	0
2801	Bi-coudé, sizes 4 to 12 . . . . . „	1	2	6
2802	Semi-coudé, sizes 4 to 12 . . . . . „	0	18	0

* The items marked thus * are not illustrated.

No. **Bladder and Urethra Instruments,** *continued*,— £ s. d



2803.

Prostate Catheters, Soft Black, Aseptic, with solid ends,—

2803 Coudé, sizes 4 to 12 . . . . . per doz. 0 19 6
Ditto, hospital quality, sizes 4 to 12 . . . „ 0 16 6
2804* Bi-coudé, sizes 4 to 12 . . . . . „ 1 4 0
2805* Semi-coudé, sizes 4 to 12 . . . . . „ 0 19 6

Prostate Catheters, Silk Web,—

2806* Coudé, sizes 4 to 12 . . . . . per doz. 1 7 0
Cylindrical (*see* Fig. 2770, *page* 610).

Prostate Catheters, Silk Web, Aseptic, with solid ends,—

2807* Coudé, sizes 4 to 12 . . . . . per doz. 1 11 6



2808.

Prostate Catheters, French,—

2808 With flexible extremities, 21 sizes, Nos. 5 to 25 (French gauge) . . . . . per doz. 0 15 0

The distal end of these catheters is made more flexible than the shaft, so as more easily to pass the enlarged prostate.

2809* Bartrina's Coudé, flattened on sides, sizes 6 to 12 . per doz. 1 12 0



2810.

2810 Mercier's Bi-coudé, with long beak, sizes 4 to 12 (Eng. gauge) per doz. 1 0 0



2811.

Prostate Catheters, india-rubber,—

2811 With conical coudé end (American), sizes 8 and 9 only. per doz. 0 12 0



2812.

2812 **Metal Coudé Stilette** (Guyon's), for passing inside ordinary flexible Catheters to curve the end for passing enlarged prostate . . . . . each 0 5 0

* The items marked thus * are not illustrated.

No. **Bladder and Urethra Instruments,** *continued,*—



2816.

		£	s.	d.
	Prostate Catheters, Metal, with solid ends,—			
2813*	Electro plated . . . . . each	0	3	6
2814*	Ditto, with long eyelets (Key's) . . . . . „	0	4	0
2815*	Ditto, with metal handles (Brodie's) . . . . „	0	7	0
2816	Ditto, Thompson's . each, A, 5*s.*; B, 5*s.* 3*d.*; C	0	5	6
2817*	Silver, hall-marked, each, No. 6, 10*s.*; No. 7, 10*s.* 6*d.*; No. 8, 11*s.* 6*d.*; No. 9, 12*s.*; No. 10, 12*s.* 9*d.*; No. 11, 13*s.* 6*d.*; No. 12	0	14	6



2818.

Cases for Bougies,—

2818 Tin, japanned, for 6 or 12 . . . . . each 0 1 0



2819.

Cases for Catheters,—

2819 Tin, japanned, pistol shape, each, to hold 6, 2*s.* 3*d.*; to hold 12 0 2 9

* The items marked thus * are not illustrated.

No.

Bladder and Urethra Instruments, *continued*,—



2820.

		£	s.	d.
	Cases for Catheters, *continued*,—			
2820	Tin, japanned, with Tray, each, to hold 2 doz., 6*s.* 9*d.*; 4 doz., 8*s.* 3*d.*; 8 doz.	0	11	3
2821*	Ditto, without tray, to hold 1 dozen . . . each	0	4	9

Catheter Boxes, Glass and Enamelled Iron (*see pages* 2147–2148).

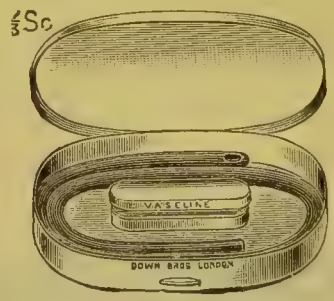

2822.

	Catheter Case for Pocket,—			
2822	Metal, with receptacle for Vaseline . . . . each	0	3	6



2823.

	Catheter Carrier for Pocket,—			
2823	India-rubber, Tubular . . . . . each	0	3	0

This may be rolled up to place in the pocket.



2824.

2824	**Catheter Clips,** spring, nickel plated . . . per doz.	0	10	6

Catheter Gauges (*see pages* 625–626).

* The items marked thus * are not illustrated.

No. **Bladder and Urethra Instruments,** *continued*,—

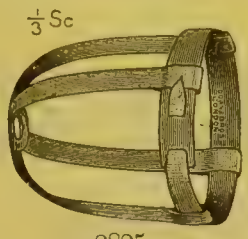

2825.

		£	s.	d.
2825	**Catheter Holders,** india-rubber, for retaining Catheter in bladder . . . . . per doz.	0	10	6

Catheter Jars, Glass (*see page* 2151).



2826.



2827.

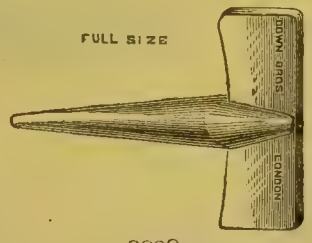

2828.

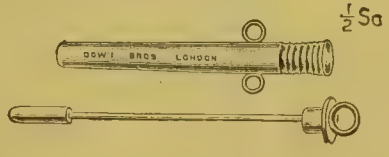

2829.

Catheter Plugs,—

2826	Ivory	per doz.	0	3	6
2827	Hutchinson's, plated	each	0	2	0
2828	Sells', plated (shows direction of Catheter) . .	,,	0	1	3
2829	Spurrell's, for use with large size I.R. Catheters (say No. 12)	,,	0	2	6

Dr. Spurrell's plug secures full advantage of the lumen in large catheters, and is grooved at the end for attachment of drainage tube.

Sterilizing Apparatus (*see pages* 2153–2163).



2830.

Cystitis Balloon,—

2830	Clarke's India-rubber	each	0	3	0

Cystoscopes (*see pages* 1058–1060).

No.

Bladder and Urethra Instruments, *continued*,—



2831.

Dressing Trays, nickel plated,— £ *s.* *d.*

2831 Freyer's, for use after supra-pubic operation . . . each 0 4 6



2832.

Female Urethra Dilators and Specula (*see also* Kelly's Instruments, *pages* 655–656),—

2832 Bryant's, per set of 3, boxwood, 3*s.* 6*d.*; vulcanite, 7*s.*; metal 0 12 0

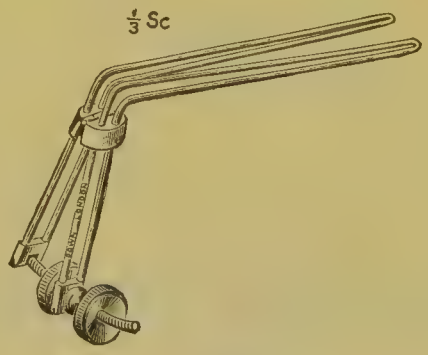

2833.

2833 Parnell's . . . . . each 0 9 6

For use in applying nitrate of silver to the neck of the bladder. *See* "A Suggestion for treatment of Enuresis in Females" (*British Medical Journal*, January 11, 1902).

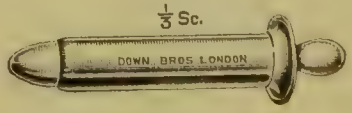

2834.

2834 Simon's, metal, 7 sizes. . . . each, 4*s.* 6*d.*; per set 1 11 6

No.

Bladder and Urethra Instruments, *continued*,—



2835.

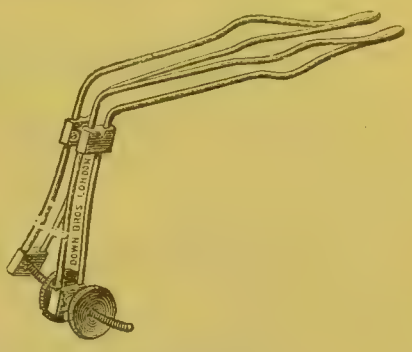

2836

Female Urethra Dilators and Specula, *continued*,—

		£	s.	d.
2835	Three-bladed, steel, nickel plated . . . . . each	2	2	0
2836	Walters', Mr. J. Hopkins . . . . . ,,	0	9	6



2837.



2839.



2841.

Forceps, etc., for removing growths from Bladder, nickel plated,—

2837	Hurry Fenwick's, curved, with serrated jaws . . each	0	14	6
2838*	Ditto, with take-off joint . . . . . ,,	0	16	0
2839	Ditto, straight, ditto . . . . . ,,	0	9	0
2840*	Ditto, ditto, with take-off joint . . . . . ,,	0	10	6
2841	Ditto, with scoop jaws . . . . . ,,	0	13	6
2842*	Ditto, ditto, with take-off joint . . . . . ,,	0	15	0

* The items marked thus * are not illustrated.

No.

Bladder and Urethra Instruments, *continued,*—



2843.

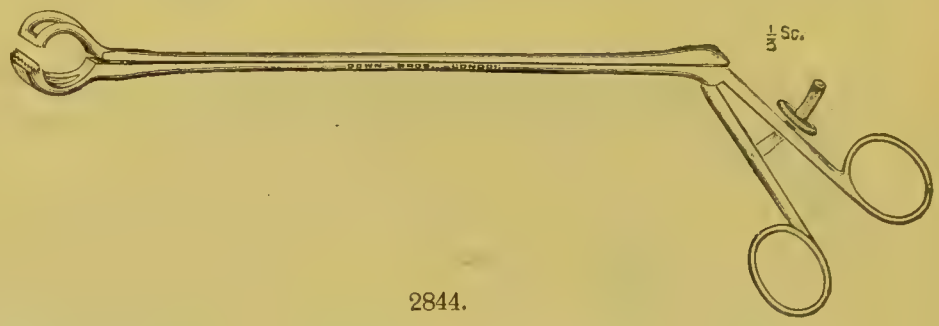

2844.

Forceps, etc., for removing growths from Bladder, nickel plated, *continued,*—

		£	s.	d.
2843	Thelwall Thomas's, with serrated jaws . . . . each	1	7	0
2844	Ditto, ditto . . . . . „	1	8	0

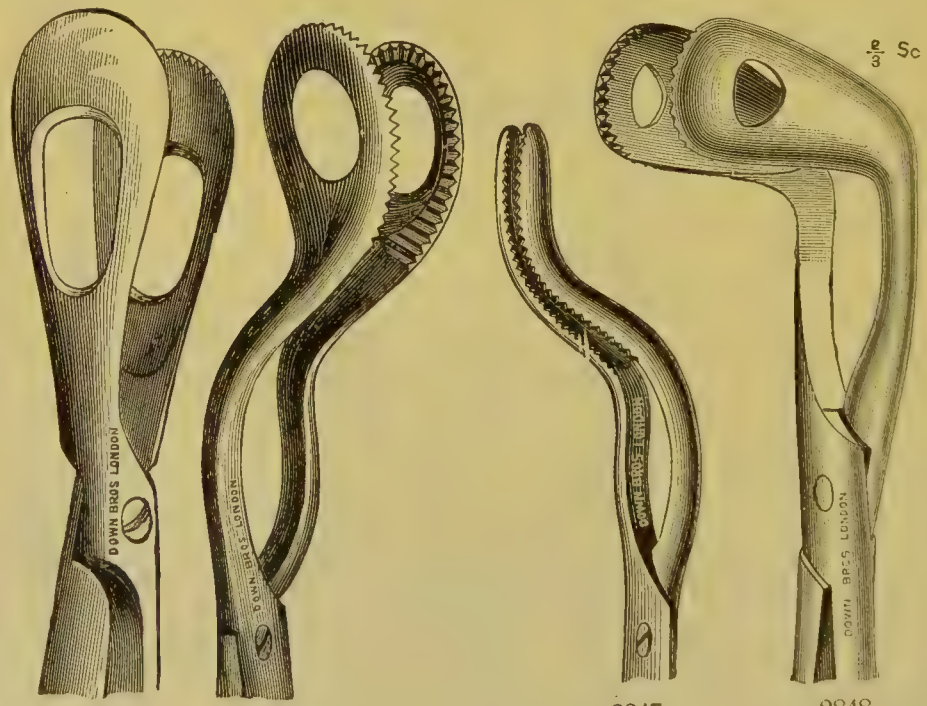

2845. 2846. 2847. 2848.

2845	Thompson's, straight, serrated at end . . . . each	0	9	6
2846	Ditto, crank bend, serrated at side and end . . . „	0	10	6
2847	Ditto, for removing growths close to the neck of the bladder, each	0	8	6
2848	Ditto, rectangular, for floor of bladder . . . . „	0	10	6

Nos. 2845–2848 if made with take-off joint, 2*s.* per pair extra.

No.

Bladder and Urethra Instruments, *continued*,—

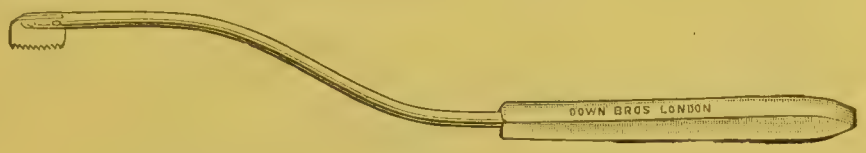

2849.

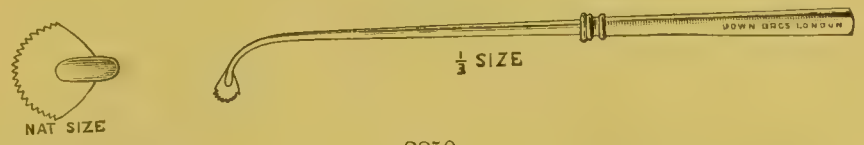

2850.

		£	s.	d.
	Forceps, etc., for removing growths from Bladder, nickel plated, *continued*,—			
2849	Thompson's Serrated Instrument . . . . . each	0	8	6
2850	Ditto, curved, fan-shaped . . . . . „	0	8	6

Caisson Tube (*see* Specula, *page* 639).

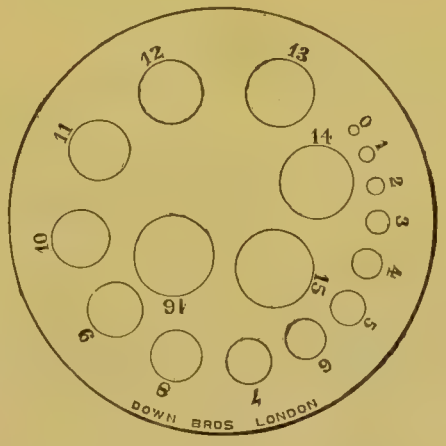

1588.

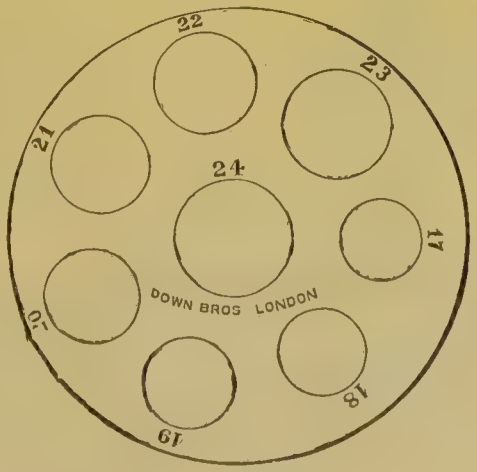

1589.

Gauges for Bougies, Catheters, etc.,—

1588	English, sizes 1 to 16, metal . . . . . each	0	4	0
1589	Ditto, sizes 17 to 24 . . . . . „	0	4	0

No. | **Bladder and Urethra Instruments,** *continued*,—

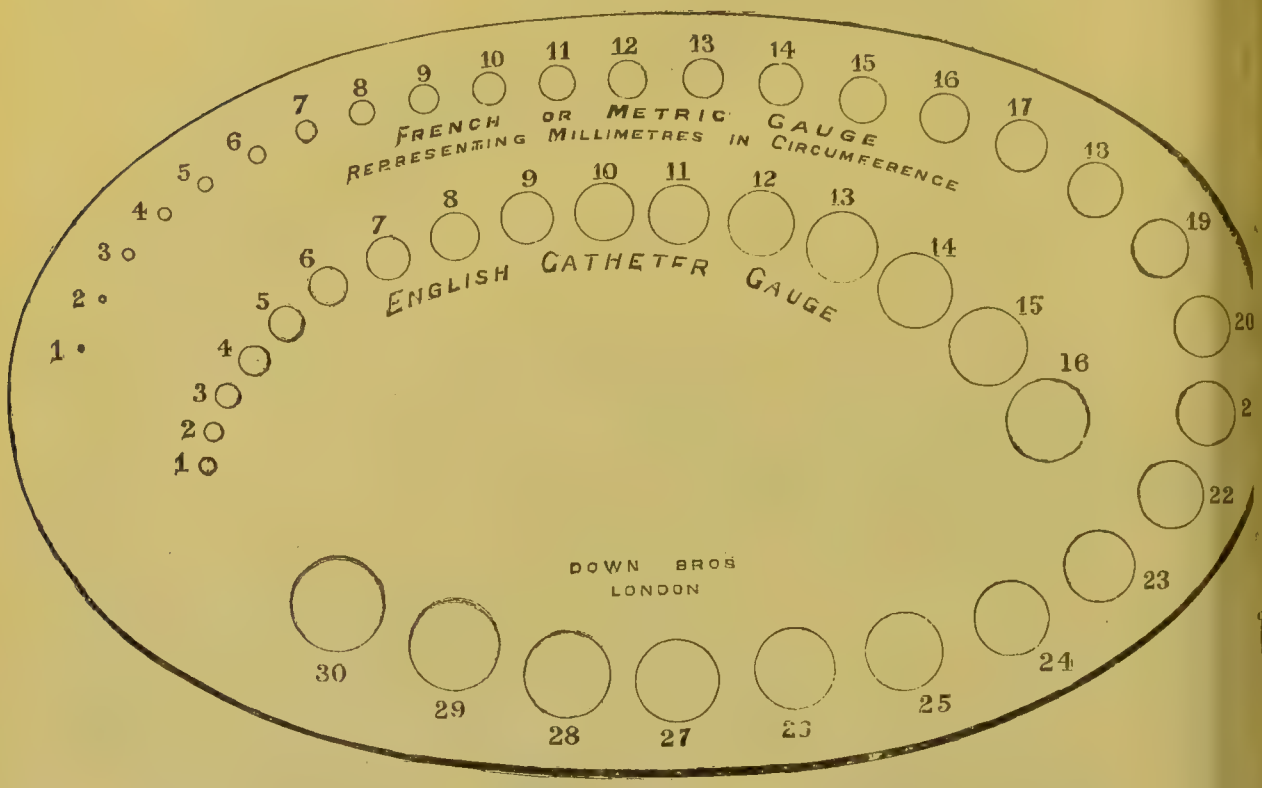

2851.

		£	s.	d.
	Gauges for Bougies, Catheters, etc., *continued*,—			
2851	Vulcanite, French and English sizes . . . . each	0	2	6



2852.



2853.

2852	Jugum Penis . . . . . each	0	3	0
2853	Ditto, dentated pattern, with spring, 3 sizes . . . „	0	2	6



2854.

Perineal Section Instruments,—

2854	Cock's Knife, forged out of solid steel, and nickel-plated handle each	0	5	0

No. **Bladder and Urethra Instruments,** *continued*,—



2855.



2856.

		£	s.	d
	Perineal Section Instruments, *continued*,—			
2855	Director (Cock's), with large groove to facilitate introduction of Catheter (Cock's operation) . . . . . each	0	6	6
2856	Ditto, Treves', ditto, with handle at angle . . . „	0	7	0

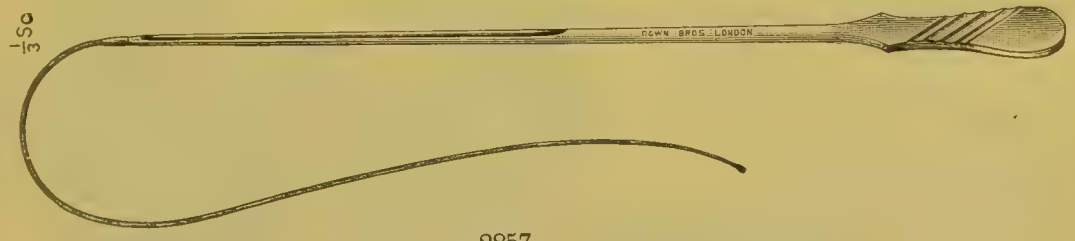

2857.

2857	Morris' Grooved Staff and Ferret . . . . . each	0	9	6



2858.

2858	Syme's Staff, nickel plated, 4 sizes, Nos. 1, 2, 3 and 4 . each	0	5	6



2859.

2859	Teale's Gorget (for Wheelhouse's operation), nickel plated, each	0	7	6

No. **Bladder and Urethra Instruments,** *continued*,—



2860.

Perineal Section Instruments, *continued*,— £ *s.* *d.*

2860 Wheelhouse's Staff, nickel plated . . . . . each 0 5 6



2861.

2861 Director, fine bulb (Wheelhouse's operation), nickel plated, each 0 4 6



2862.

Perineal Drainage Tubes,—

2862 Hall's, Glass of 3 lengths, $4\frac{1}{2}$, 5, $5\frac{1}{2}$ . . . . per dozen 0 12 0

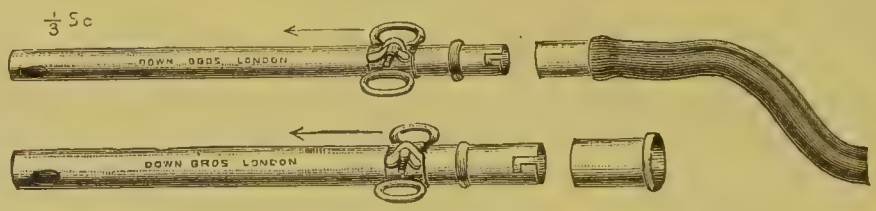

2863.

2863 Nicoll's, metal, nickel plated, with sliding rings for tying in, which may be fixed at any required point, and bayonet catch joint for attaching rubber tube. 3 sizes . each 0 7 6

Extracted from Paper read in the Section of Surgery at the Annual Meeting of the British Medical Association, August, 1899.

For the past ten years, for all cases of perineal cystotomy, I have been employing these Tubes. They combine what have appeared to me to be the good points of several somewhat similar tubes. I believe they have the following advantages over the ordinary red varnished tube:—(1) The Tube may be sterilized in a couple of minutes by boiling water and replaced fresh (2) by means of the socket joint, when the drainage apparatus becomes choked by vesical muco-pus or blood clot, the tubing (which hangs over the bed into a vessel) is readily detached for cleansing, leaving the tube free for douching the bladder through its lumen; (3) by adjusting the collar (to the eyes of which the retaining tubes are tied) the inner end of the tube may be kept at the level of the floor of the bladder, thus acting as a drain of the whole viscus. The old red tube is fixed by a piece of wire in more or less haphazard fashion, and frequently in such a way that the internal aperture projects far into the cavity of the bladder, leaving the urine (flowing from the ureters at a lower level) either to accumulate in the lower part of the bladder or find exit alongside the tube.

No.

Bladder and Urethra Instruments, *continued*,—

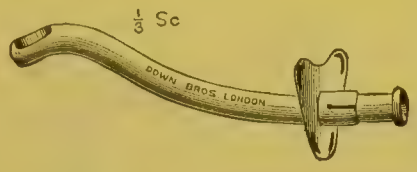

2864.

£ s. d.

Perineal Drainage Tubes, *continued*,—

2864 Watson's, silver, 3 sizes—12, 14, and 16 English Catheter gauge, silver . . . . . each 0 10 0

2865* Ditto, ditto, with collar for petticoat . . . . „ 0 10 6



2866.

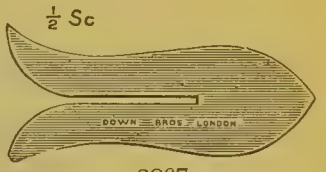

2867.



2868.

Phymosis Instruments,—

Clamps for Circumcision,—

2866 Clover's Disc Clamp . . . . . each 0 10 6

2867 Jewish model . . . . . „ 0 2 6

2868 Sinclair's, steel, nickel plated . . . . . „ 0 14 0



2869.

2869 Long's . . . . . each 0 6 6

* The items marked thus * are not illustrated.

No.

Bladder and Urethra Instruments, *continued*,—

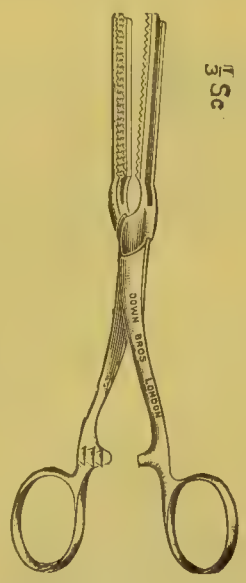

2870.

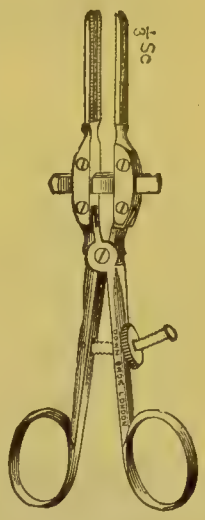

2871.



2872.

Phymosis Instruments, *continued*,— £ s. d.

Phymosis Forceps, nickel plated,—

2870	Eve's, with take-off joint . . . . . each	0	14	6
2871	Horsfall's, with slotted blades, parallel action . . „	0	17	6
2872	London Hospital pattern, with take-off joint . . „	0	11	6

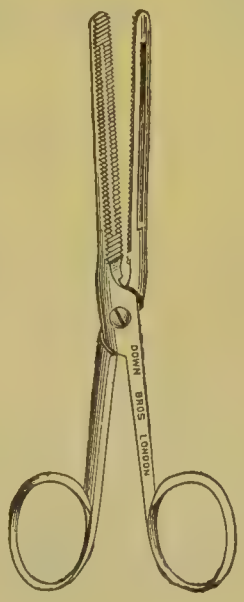

2873.



2875.

2873	Ricord's . . . . . each	0	6	6
2874*	Ditto, with take-off joint . . . . . „	0	8	6
2875	St. Thomas's, rectangular pattern . . . . . „	0	7	6

* The items marked thus * are not illustrated.

No. **Bladder and Urethra Instruments,** *continued,*— £ s. d.

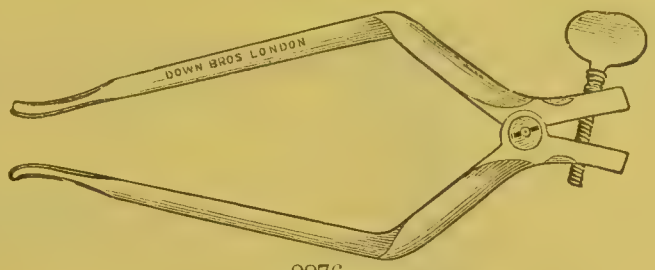

2876.

Phymosis Instruments, *continued,*—

Prepuce Dilators, nickel plated,—

2876 Carver's . . . . . each 0 7 6

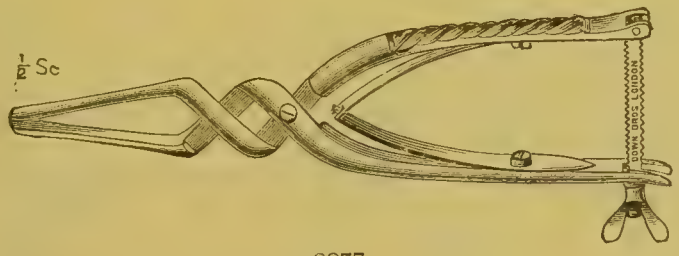

2877.

2877 Gardner's . . . . . each 0 13 6



2878.

Prostate Gouges, nickel plated,—

2878 Hurry Fenwick's, 2 sizes, ⅝ and ¾-in. . . . . each 0 6 6

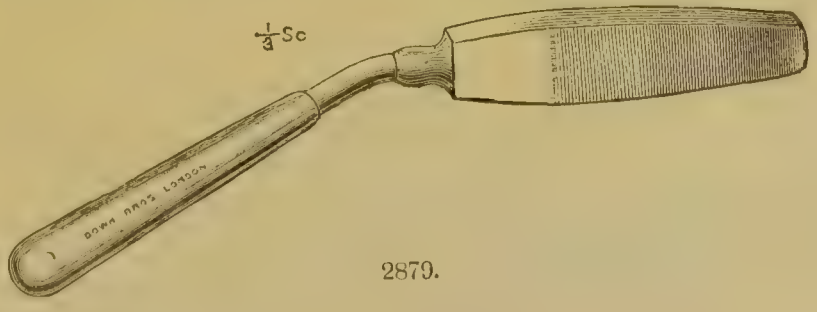

2879.

Prostate Masseur,—

2879 Finger's, for massage per rectum in cases of chronic cystitis, each 0 7 6

No. **Bladder and Urethra Instruments,** *continued*,—

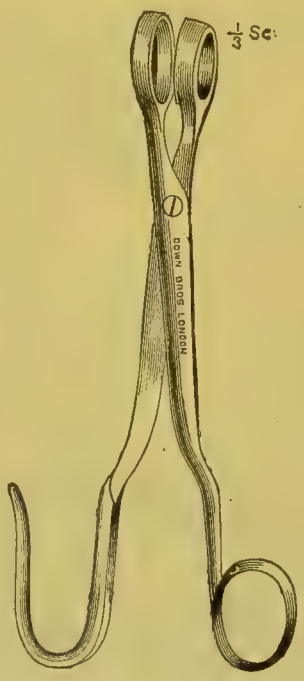

2880.



2882.

		£	s.	d.
	Prostate Scissors, nickel plated,—			
2880	Jessop's, round shape, 3 sizes, each, ⅜-in., 12*s.* 6*d.*; ½-in., 13*s.* 6*d.*; ⅞-in.	0	14	6
2881*	Ditto, with take-off joint . . each, 14*s.* 6*d.*; 15*s.* 6*d.*	0	16	6
2882	Ditto, square shape, ⅞-in. . . . . each	0	19	6
2883*	Ditto, with take-off joint . . . . . „	1	1	6



2884.

	Prostatectomy Instruments,—			
2884	Gouley's Depressor . . . . . each	0	7	6

The Depressor is introduced into the bladder through the opening in membraneous urethra, and will be found a valuable aid in many cases for making counter pressure from within.

* The items marked thus * are not illustrated.

No.

Bladder and Urethra Instruments, *continued*,—



2885.

Prostatectomy Instruments, *continued*,—

		£	s.	d.
2885	Parker Syms' Retractor . . . . . each	0	5	6

The Retractor is introduced through the perineal wound, so that the bulb is well within the bladder, then this bulb is dilated to a diameter of 2½ in. by injecting 2½ oz. water through the tube by means of a piston syringe; the tube is then clamped to prevent the escape of the water. Firm traction is made on this tube and then it is turned well up over the perineum and held there by an assistant. This traction holds the neck of the bladder and the prostate from receding, and gives the requisite fixation to enable the diseased lobes to be enucleated.—*Vide* "*Annals of Surgery*," April, 1902.

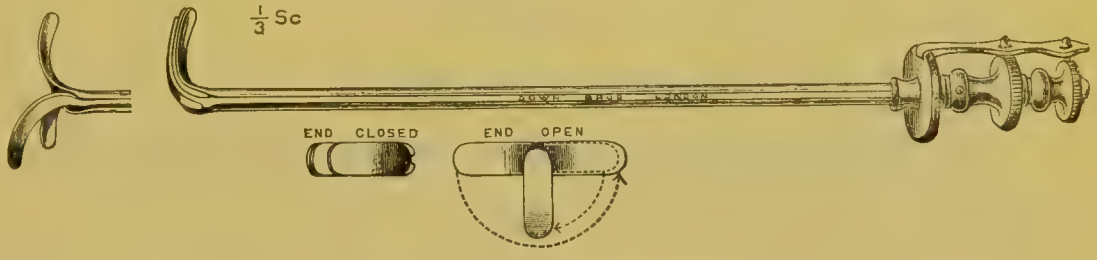

2886.

2886	Legueu's "Désenclaveur" . . . . . each	2	2	0



2887.

2887	Young's Retractor (by Dr. Hugh Young, of Baltimore) . each	1	15	0



2888.

2888	Eve's Bladder Hook, to hold Bladder while operating on prostate . . . . . each	0	4	6

No.

Bladder and Urethra Instruments, *continued*,—

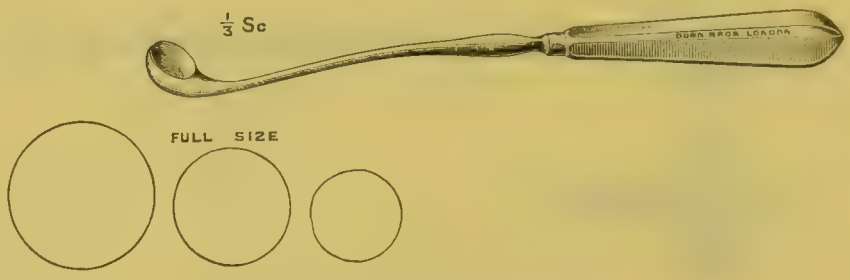

2889.

		£	s.	d.
2889	**Simon's Angular Scoops, for removing growths from female bladder, nickel plated** . . . . each	0	7	6

Specula, for Female Urethra (*see* Female Urethra Dilators, *pages* 622–623).

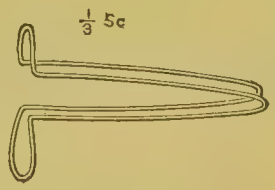

2890.

Specula, for Male Urethra (*see also* Electric Light Apparatus, *pages* 1064–1068),—

2890	Lucy's (of Plymouth) Wire, for treatment of penile ulcers, etc. . . . . each	0	3	0



2891.



2892.

2891	Pick's, straight, plated . . . . . each	0	7	0
2892	Ditto, curved, plated . . . . . „	0	7	6

No.

Bladder and Urethra Instruments, *continued*,—

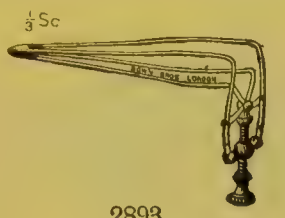

2893.



2894.



2895.

Specula for Male Urethra, *continued*,—

		£	*s.*	*d.*
2893	Smith's, for penile ulcers, etc. . . . . each	0	5	6
2894	Watson's . . . . . „	0	10	6
2895	Ditto, Urethral Mirror, for use with same . . . „	0	12	0

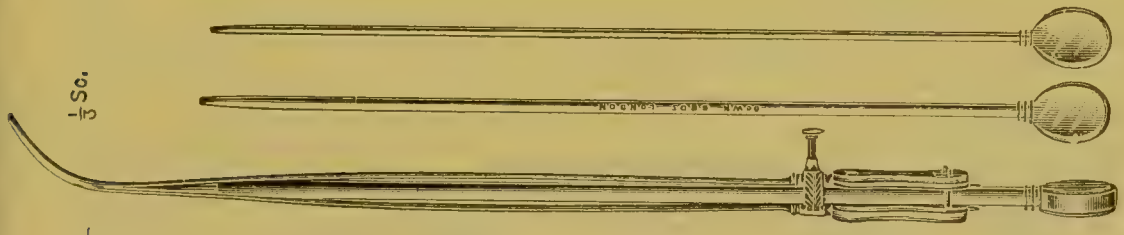

2896.

Stricture Dilators, nickel plated,—

2896	Holt's, with set of 3 Canulæ, complete	2	12	6

Leather case for above, 6*s.* 6*d.* extra.



2897.



2898.

2897	Kollmann's, straight, 4-blade, for the anterior urethra . each	3	10	0
2898	Ditto, ditto, 8-blade, ditto . . . . . „	5	0	0

No,

Bladder and Urethra Instruments, *continued,*—

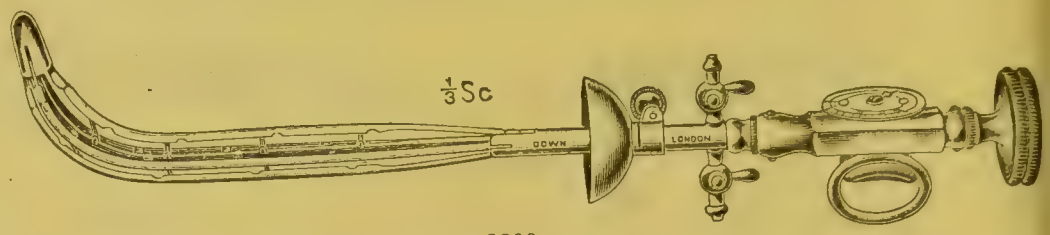

2899.

Stricture Dilators, nickel plated, *continued,*— £ *s. d.*

2899 Kollmann's, curved, 4-blade, for posterior and anterior urethra . . . . . each 5 10 0



2900.

2900 Lyon's . . . . . each 1 8 6



2901.

2901 Thompson's . . . . . each 1 12 0



2902.



2903.

Supra Pubic Cystotomy Instruments (*see also pages* 665–666).

Catheter Guides,—

2902 Bond's (of Leicester) . . . . . each 0 5 6

For passing into the Urethra from within the bladder, the point is cut down upon in the perineum and the staff is then passed through the opening carrying an india-rubber tube attached to the collar.

2903 Thompson's, with metal handle . . . . . each 0 10 6

No.

Bladder and Urethra Instruments, *continued*,—

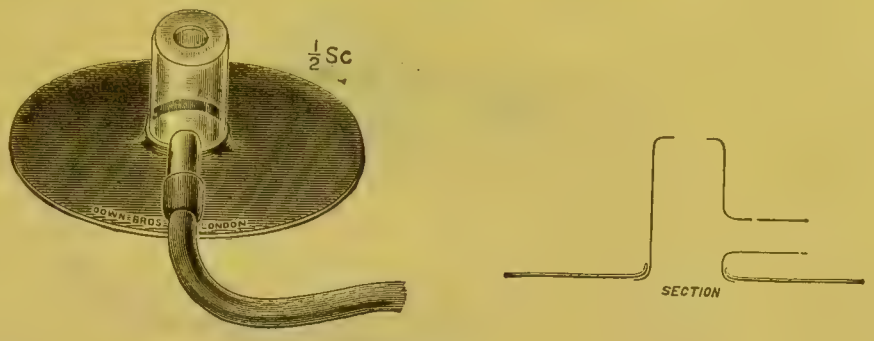

2903*a*.

Supra Pubic Cystotomy Instruments, *continued*,—

		£	s.	d.
2903*a*	**Colt's Dressing.** The set consists of 3 ordinary glass capsules for patient in bed, 1 for large wounds, and 1 for patient when up and about, with supply of rubber discs, rubber solution, and rubber tube, etc. . . . . complete	0	12	6

Full directions accompany each set.



2904.

Drainage Tubes,—

2904	India-rubber, 30 inches long, with hole at side and at end, sizes 12, 14, 16, 18 and 20 (English gauge) . . each	0	3	0



2905.

2905	Guyon-Perrier's, as recommended by Mr. Lockwood, 6 sizes, 20, 22, 24, 26, 28 and 30 (French gauge) . . . each	0	5	3

Extract from the "Lancet," June 11, 1904.

And I would draw your attention to what, as far as I know, is the best drainage tube to use. This is a Guyon-Perrier's; it is very nicely made with a proper curve to go into the wound and into the bladder. It has a rounded eye and a notch at the base so that the urine cannot easily be stopped. It is a double tube and you can wash through from one into the other. In addition, you can always get it to siphon out. It ought to siphon out anything which is contained in the bladder. You put the short stem into the bladder and the long stem over the side of the bed into some vessel, and have it siphon into carbolic lotion. This particular drainage tube has deprived the operation of very many of its terrors. Altogether it is a device of very great success.

No.

Bladder and Urethra Instruments, *continued,*—



2906.

		£	s.	d.
	Supra Pubic Cystotomy Instruments, *continued,*—			
	Drainage Tubes, *continued,*—			
2906	Pezzer's India-rubber Catheter, with shield, as used at St. Thomas's Hospital, 4 sizes, 18, 20, 22 and 24 (French gauge) . . . . . each	0	4	0

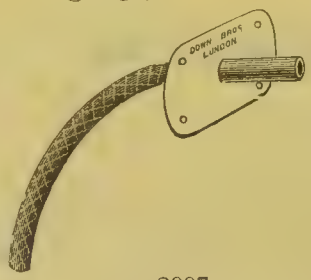

2907.



2908.

2907	Thompson's elastic-gum, with plated shield, 4*s.* 6*d.*; with silver shield	0	9	6
2908	Silver, as used at St. Thomas's in connection with suction apparatus . . . . . each	0	6	0

N.B.—For Appliances for permanent wear, *see page* 1266.

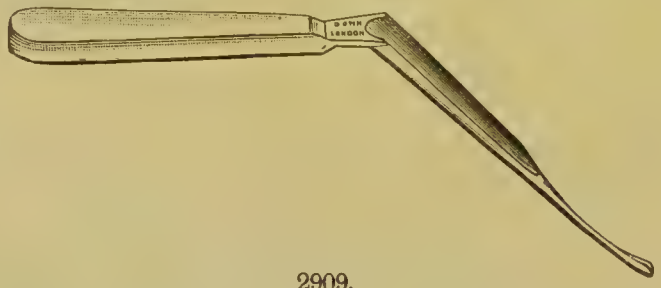

2909.

	Gorget, nickel plated,—			
2909	Thompson's, to assist introduction of finger in digital exploration of the bladder, with grooved end and metal handle . . . . . each	0	8	6



2910.

	Knives, solid forged, with nickel-plated handle,—			
2910	Thompson's Cystotomy . . . . . each	0	3	6

No. **Bladder and Urethra Instruments,** *continued,*—

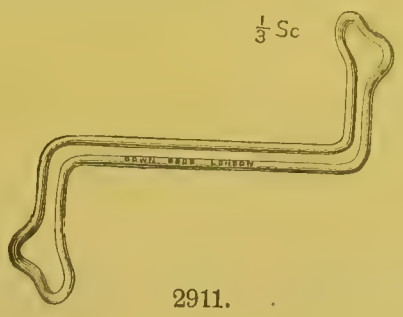

2911.

Supra Pubic Cystotomy Instruments, *continued,*—

Retractors, nickel plated,— £ *s.* *d.*

2911 Greig Smith's . . . . . each 0 3 6



2912.

Separator, nickel plated,—

2912 Thompson's (to be used instead of the finger nail) . each 0 5 0

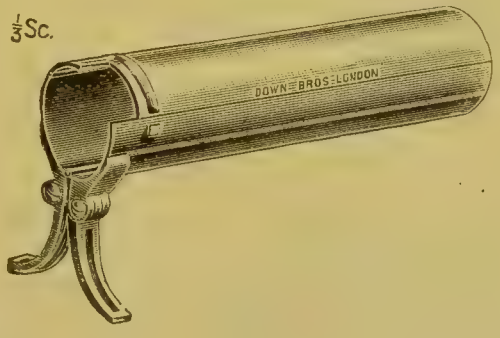

2913.

Specula Bladder, for use through supra-pubic wound,—

2913 Hurry Fenwick's "Caisson Tube" . . . . each 1 12 0



2914.

2914 St. Thomas's, 3 sizes, 1, 1¼ and 1½ in. diam., each, 8*s.* 6*d.*;
per set 1 5 6

(For Electric Lights to use with above, *see pages* 1061–1063.)

No.

Bladder and Urethra Instruments, *continued*,—

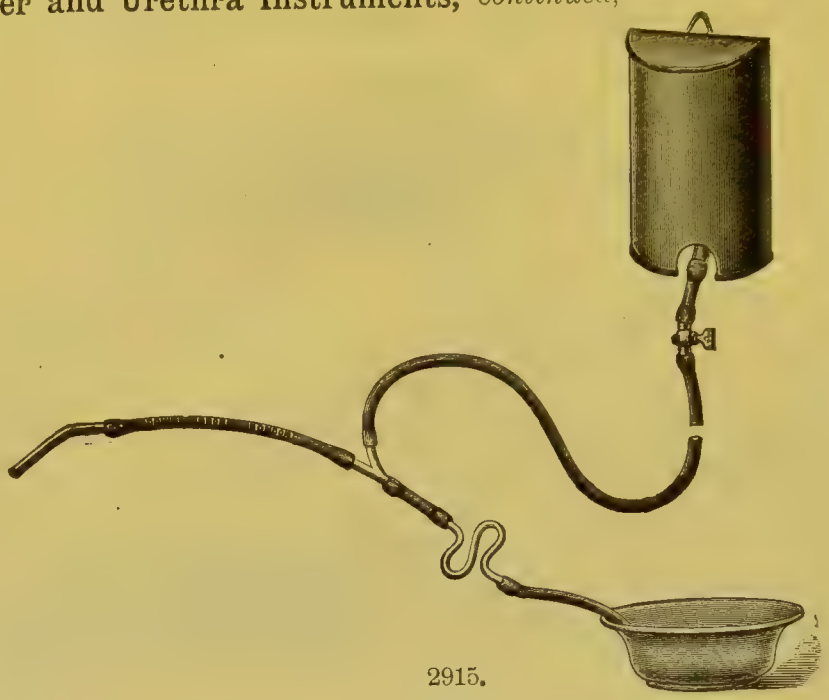

2915.

Supra Pubic Cystotomy Instruments, *continued*,—

No.		£	s.	d.
	Suction Apparatus,—			
2915	Cathcart's, consisting of 3-quart japanned tin reservoir, with stopcock, india-rubber tubing and connections, and glass tube for bladder, complete . . . . . each	0	10	6

Extract from the "British Medical Journal," October 19, 1895.

A SIMPLE FORM OF EXHAUSTION PUMP FOR USE AFTER SUPRA PUBIC CYSTOTOMY.

By CHARLES W. CATHCART, F.R.C.S., Assistant Surgeon, Royal Infirmary, Edinburgh.

The following apparatus will be found to be of service in withdrawing the urine after supra pubic cystotomy by way of the wound (or by the urethra if desired) as soon as it reaches the bladder, with considerable advantage to the patient and nursing staff. Besides a douche can, some india-rubber tubings, and a pail, we require a screw clamp, a small glass Y or T tube, a second piece of glass tubing bent like a capital letter S, and a third piece bent at a right angle to go into the bladder. These are joined together as illustrated in the diagram and the apparatus works as follows:

The douche can filled with water is fixed above the head of the patient's bed, the Y tube is fastened with a large safety-pin to the edge of the mattress opposite the patient's pelvis or loins, and the part below the Y is made to hang over a pail on the floor. The screw clamp which controls the rubber tubing between the douche and one arm of the Y tube is then relaxed, so as to allow the water to flow very slowly, in fact only by drops. It accumulates in the S tube, and as it tends to run out produces a negative pressure in the other arm of the Y tube, that is, the one which is connected with the tube in the bladder. It thus withdraws urine from the bladder, and this in turn as it runs down the S tube into the pail increases the negative pressure in the bladder arm of the Y, and so on.

The amount of negative pressure obtainable depends on the distance between the branching point of the Y tube and end of the india-rubber tube above the pail; about a foot will generally be found sufficient. A very small outlet at the clamp is all that is required, and at the fastest the flow into the clamp arm of the Y must be less than the possible outflow through the stem below, otherwise there could be no negative pressure in the bladder arm of the Y tube. This will be better understood by considering what would happen if the conditions were reversed. If we were to diminish the

No.

Bladder and Urethra Instruments, *continued*,—

Supra Pubic Cystotomy Instruments, *continued*,—

Suction Apparatus, *continued*,—

outlet below the Y tube and increase the inlet on the douche arm, the water would flow up the bladder arm of the Y into the bladder. Thus nothing is gained by increasing the rapidity of the flow beyond a steady dropping from the clamp. The accumulation in the S tube will transform this into rapidly intermittent flow, with which the urine from the bladder is mingled.

The apparatus has worked very satisfactorily after operations for extroversion of the bladder, as well as after supra pubic cystotomy, and may, I hope, be found useful after other operations on the genito-urinary tract, and possibly as a means of draining the pelvis in septic conditions.



2916.

		£	s.	d.
2916	**Urethrometers**, Otis' . . . . . each	3	3	0

Leather case for above, 4*s.* 6*d.* extra.

Urethroscopes (*see pages* 634–635 and 1064–1067).



2917.

Urethral Curettes,—

2917	Hurry Fenwick's, for use with Aëro-urethroscope . . each	1	1	0

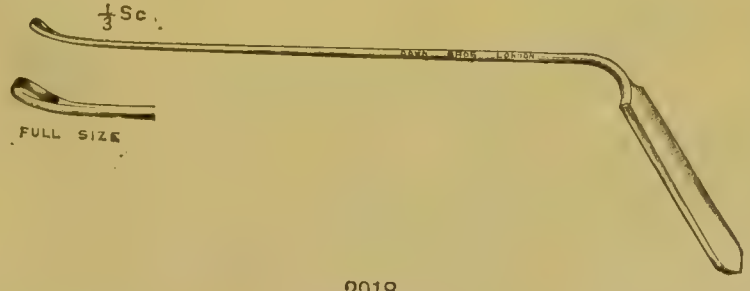

2918.

2918	Wyndham Powell's . . . . . each	0	8	6



2919.

Urethral Drop Tube,—

2919	Wyndham Powell's (as used at St. Peter's Hospital, etc.) per doz.	0	3	6

This is designed to hold 20 to 30 drops 5 % Soln. Cocaine. This is injected into the Meatus and well milked into the Prostate, after which any instrument may be passed with comfort even on the most sensitive patient.

No.

Bladder and Urethra Instruments, *continued*,—

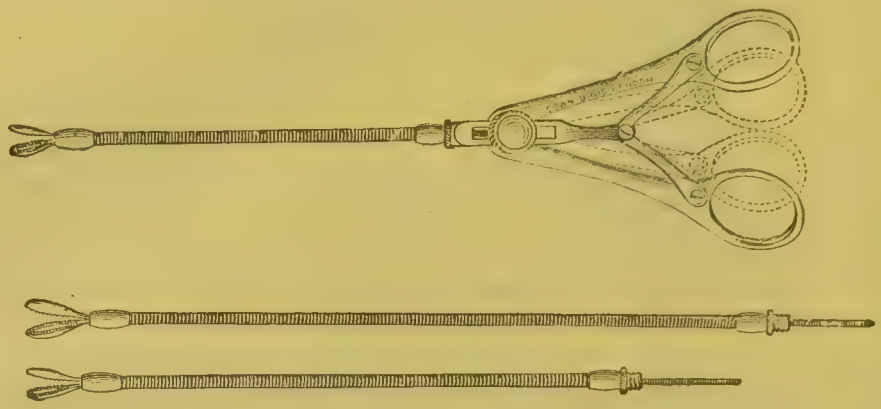

1269.

£ s. d.

Forceps, Urethra, nickel plated,—

1269 Durham's set of 3, on flexible stems, to bend in any direction, £2 5*s.*; in metal case 2 18 6

The set in leather case, £2 10*s.* 6*d.*

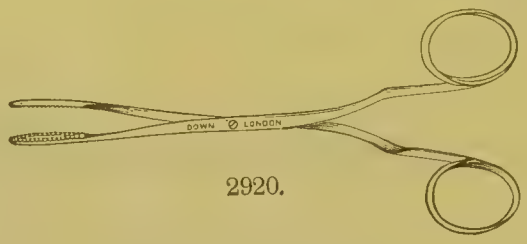

2920.



2921.

2920 Fergusson's . . . . . each 0 5 6
2921 Ditto, curved (to take apart) . . . . . „ 1 2 0



2922.



2923.

2922 Grünfeld's sponge-holding, for use through Speculum . each 0 2 6
2923 Ditto, for Caustic, ditto . . . . . „ 0 2 6

No. **Bladder and Urethra Instruments,** *continued*,— £ s. d.

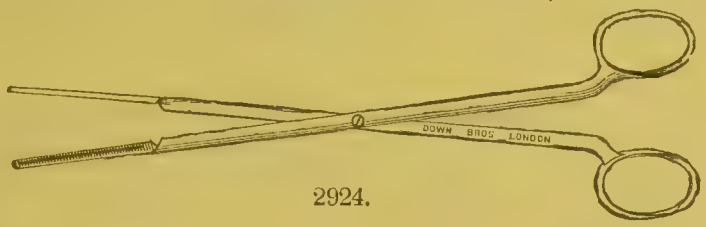

2924.



2925.

Forceps, Urethra, nickel plated, *continued*,—

2924 Thompson's . . . . . each 0 5 6
2925 Ditto, but with double joint . . . . . „ 0 10 6

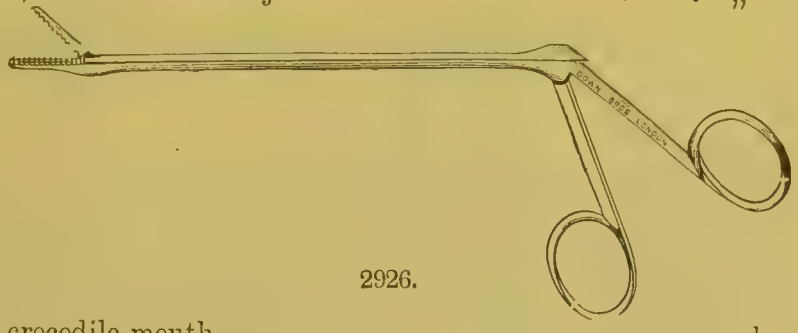

2926.

2926 With crocodile mouth . . . . . each 0 15 0

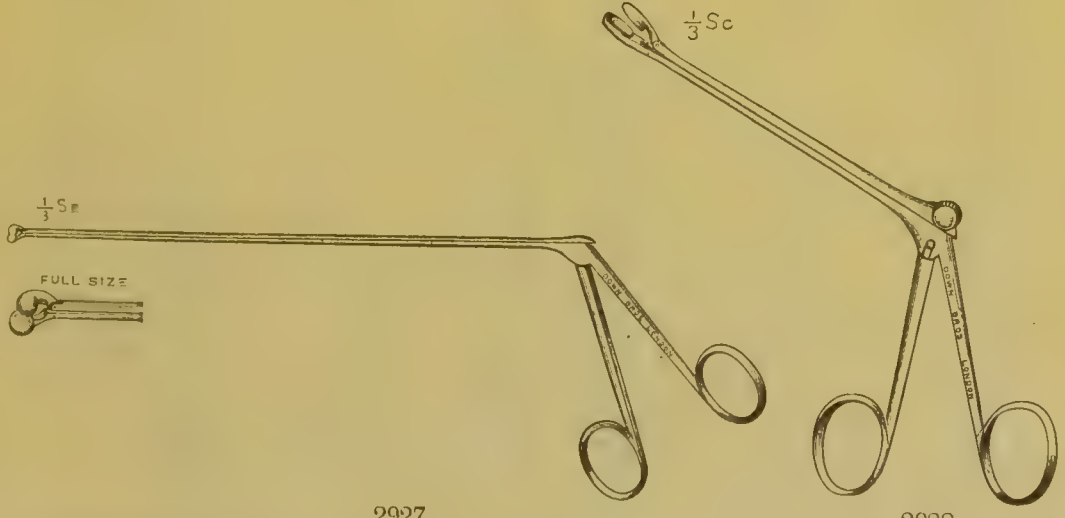

2927. 2928.

2927 Wyndham Powell's . . . . . each 1 1 0
2928 Ditto, for crushing stones in the Urethra . . . „ 1 7 0



2929.

2929 **Urethral Knives, nickel plated, all except blades,**—
Burghard's, with blunt end . . . . . each 0 8 6

No. **Bladder and Urethra Instruments,** *continued*,—

£ s. d.

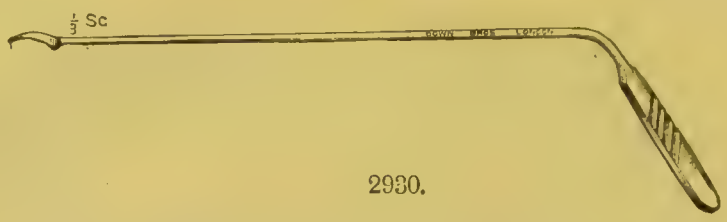

2930.

Urethral Knives, nickel plated, all except blades, *continued*,—

2930* Burghard's, sickle-shaped . . . . . each 0 8 6

2931 Ditto, Wyndham Powell's modification with blade at angle, with shaft to allow clear view of blade when operating, each 0 10 6



2932.

2932 Hurry Fenwick's, for use with Aëro-urethroscope . . each 1 1 0

Mr. E. Hurry Fenwick, F.R.C.S. (Surgeon to the London Hospital), has had made for him an operating aëro-urethroscope. The first instrument was made for him by Leiter, of Vienna, but Messrs. Down Bros., of St. Thomas's Street, have made alterations and improvements. Mr. Fenwick points out that since the method of inflation has come into use, the investigation of the penile urethra has become both rapid and accurate, but the difficulty which the new instrument is intended to obviate is that the glass diaphragm employed to prevent the escape of the inflated air necessarily prevents the introduction of any instrument. The advantage of treating the diseased surface when in the tense condition is obvious. Diseased and turgid folds become flat surfaces; crevices which may hide inflammations are rolled out; rings of stricture and membranous obstructions are put upon the stretch, and when in this condition fly on the slightest touch of the knife; swollen glands project from the surface and can be incised with certainty. Mr. Fenwick believes he has overcome the difficulty indicated by the use of double tubes. The instrument consists of an ordinary urethral canula, inside which is another movable tube—"the instrument carrier." The end of this inner tube is armed either with a knife, or curette, or brush. It can be projected from the canula by pressing on the shield. Directly the pressure is taken off, it springs back under cover through the action of a spring.

The instrument is not intended to replace the urethrotome, for it is useless in any stricture other than the large calibred or the membranous. Its main use is in the treatment of chronic gleet.—*British Medical Journal*, July 20, 1896.



2933.

2933 Thompson's Meatome or Bistoury Caché, for Strictures of the Meatus, nickel plated, all except blade 0 17 6

* The items marked thus * are not illustrated.

No.

Bladder and Urethra Instruments, *continued*,—



2934.

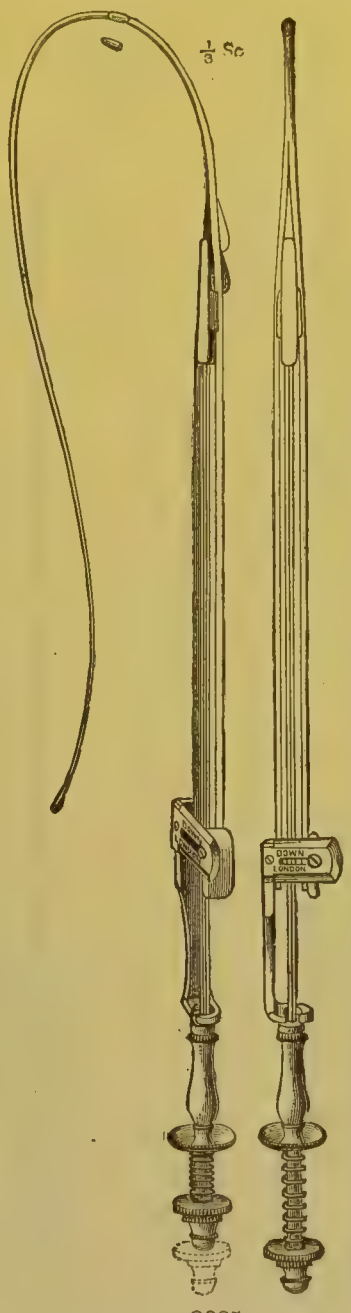

2935.



2936.

		£	*s.*	*d.*
	Urethrotomes, with metal handles,—			
2934	Berkeley Hill's, with metal handle, each, £2 15*s.*; in metal case	3	15	0
2935	Ditto, latest model, with 2 Guides, each, £2 17*s.* 6*d.*; in metal case	3	18	6
2936	Durham's, 4 bladed, with 2 Guides, each, £3 3*s.*; in metal case	4	4	0

No. **Bladder and Urethra Instruments,** *continued*,—



2937.



2938.



2939.

		£	s.	d.
	Urethrotomes, with metal handles, *continued*,—			
2937	Reginald Harrison's with 2 Guides, each, £2 5*s.*; in metal case	3	5	0
2938	Lockwood's „ „ each, £2 15*s.*; in metal case	3	15	0
2939	Maissoneuve's „ „ each, £1 13*s.* 6*d.*; in metal case	2	12	6

No.

Bladder and Urethra Instruments, *continued*,—

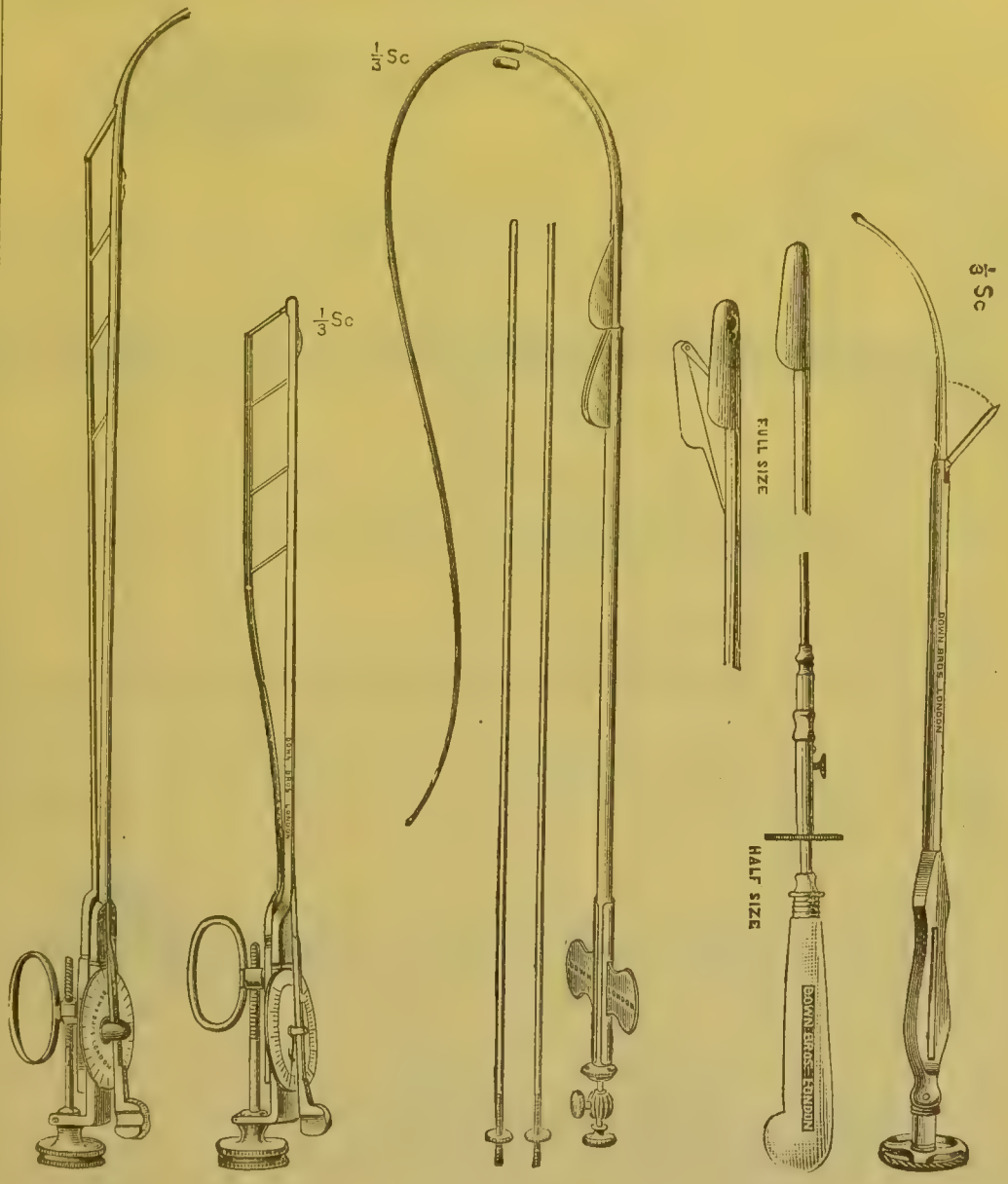

2940. 2941. 2942. 2943. 2945.

		£	s.	d.
	Urethrotomes, with metal handles, *continued*,—			
2940	Otis', curved . . . . each, £3 5*s.*; in metal case	4	6	0
2941	Ditto, straight . . . each, £3 5*s.*; in metal case	4	5	0
2942	Teevan's, with 2 Guides, complete each, £2 5*s.*; in metal case	3	5	0
2943	Thompson's modification of Civiale's each, £2 2*s.*; in metal case	3	0	0
2944*	Ditto, with set of 3 Conical Diagnostic Sounds, in metal case	4	0	0
2945	Heron Watson's . . . each, £2 5*s.*; in metal case	3	3	0

* The items marked thus * are not illustrated.

No. **Bladder and Urethra Instruments,** *continued,*—

£ s. d.



2946.

Urethral Ointment Applicators,—

2946 Boxwood, with 4-in. ivory Pipe . . . . . each 0 3 0



2947.

2947 Casper's grooved Sound, for the application of ointment, nickel plated . . . . . each 0 5 6



2948.

2948 Celluloid, flexible, with metal Stilette . . . . each 0 2 0



2949.

Urethral Powder Insufflators,—

2949 Celluloid, flexible . . . . . each 0 6 0

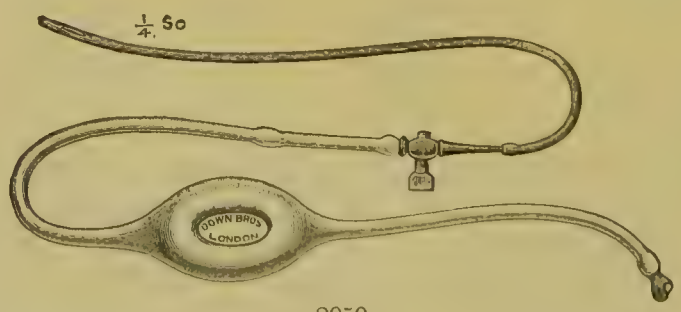

2950.

Urethral Irrigators,—

2950 Harrison's, consisting of Higginson's Syringe, with Stopcock and india-rubber Catheter . . . . . each 0 4 9

No.

Bladder and Urethra Instruments, *continued*,—



2951.

£ s. d.

Urethral Irrigators, *continued*,—

2951 Wilkinson's, consisting of celluloid Reservoir, india-rubber Tube and glass Nozzle, with 2 flexible silk-web Pipes, complete 0 10 0

Extract from the "Scalpel," June, 1898.

Mr. George Wilkinson, F.R.C.S., M.B., of Sheffield, has devised a portable urethral irrigator to replace the urethral syringe in cases of urethritis.

The reservoir is shaped like a pocket spirit flask, to fit the breast pocket, and being made of celluloid is extremely light. It is fitted with a sharp hook so that it can be hung to the coat, or to a curtain, or by the addition of a curtain ring to a nail in the wall. The urethral tubes plug over the conical glass nozzle. The shorter tube is one inch long in the cylindrical portion; the conical portion acts as a valve by plugging the meatus, so that the urethra can be distended with the injection; the longer tube is six inches long in the cylindrical portion, and is designed for treating a deep-seated inflammation. It has the calibre of a No. 9 English Catheter, so as to stretch out the folds of the urethra. Both the tubes are freely open at the end. It is intended that the urethral tube shall be first introduced and held in position by the fingers of one hand. The reservoir, filled with the solution to be used, is then connected and the fluid allowed to flush the urethra. There is no clip or stopcock which would render the instrument difficult to manipulate with one hand.

Dr. Wilkinson believes that irrigation is the most efficient method of treating urethritis, but he thinks it should be performed frequently. The patient will be able to carry the instrument about with him, with a bottle of concentrated solution, and can perform the operation for himself, with the aid of a jug of hot water.

The apparatus has been made for Dr. Wilkinson by Messrs. Down Bros., of 21, St. Thomas's Street, London, S.E.

No.

Bladder and Urethra Instruments, *continued*,—

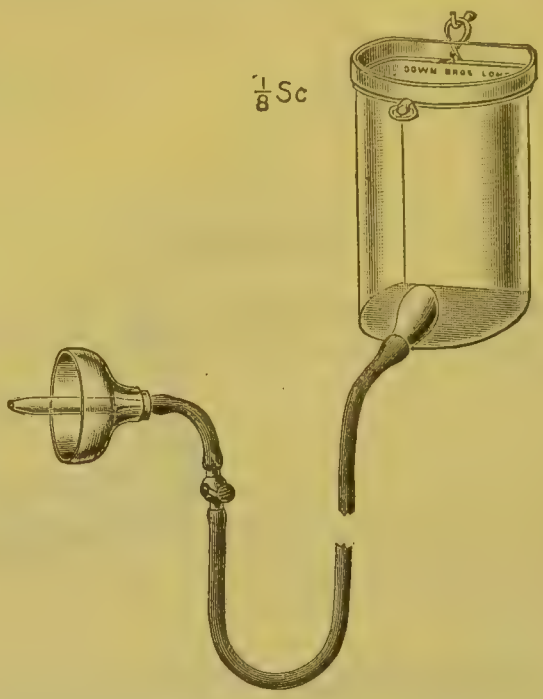

2952.

		£	s.	d.
	Urethral Irrigators, *continued*,—			
2952	Wyndham Powell's Aseptic, for General Practitioner's use, complete, each	0	14	3
2953*	Ditto, with removable tip to pipe and 2 spare tips, for Specialists and Hospitals . . . . . each	0	16	6



2954.



2955.

Urethra Syringes,—

2954 **Glass Syringes,** Male, per doz., ¼-oz., 1*s.* 9*d.*; ½-oz., 2*s.*; ¾-oz., 3*s.*; 1-oz., 3*s.* 3*d.*; 1½-oz., 5*s.*; 2-oz., 5*s.* 6*d.*; 3-oz., 9*s.*; 4-oz. 0 12 0

Any of the above can be fitted with rubber tips, as Fig. 2957, at 3*s.* per doz. extra.

2955 **Glass Syringes,** with vulcanite mounts and fine glass points, per doz., ¼-oz., 4*s.*; ½-oz., 5*s.*; ¾-oz. 0 6 0

Ditto, ditto, in wood cases . . per doz., 6*s.*, 7*s.*, and 0 8 0

* The items marked thus * are not illustrated.

No.

Bladder and Urethra Instruments, *continued*,—



2956.



2957.



2958.



2959.

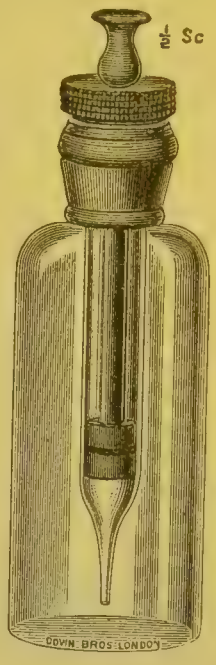

2961.

£ s. d.

Urethra Syringes, *continued*,—

Glass Syringes, with screw vulcanite mounts and points,—

2956	Bulb points, ¼-oz.	per doz.	0 13	6
2957	With rubber tips, ¼-oz.	,,	0 16	6
2958	Conical points, ¼-oz.	,,	0 13	6
2959	Siegmund's, with abrupt conical points, ¼ oz. .	,,	0 8	6
2960*	Ditto, cheap form, metal piston rods . . .	,,	0 5	9
2961	Vulcanite, mounted, fitted into bottles to carry in pocket,	per doz.	0 15	0



2962.

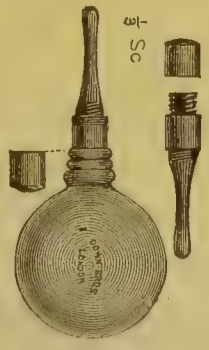

2963.

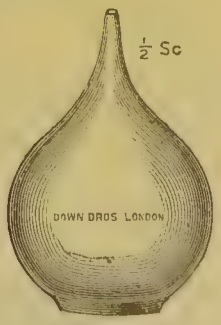

2964.

India-rubber Syringes,—

2962	Ball shape, ½-oz., with 1-inch elastic pipes, per doz., 8*s.*; in boxwood cases	0	14	0
2963	Ball shape, with reversible vulcanite pipes, per doz., 1-oz., 15*s.*; 2-oz.	0	17	0
2964	Moulded all in one piece, suitable for Ear, Eye, or Urethra, per doz., ½-oz., 3*s.* 6*d.*; 1-oz.	0	6	0

* The items marked thus * are not illustrated.

No.

Bladder and Urethra Instruments, *continued*,—

£ *s.* *d.*



2965.

Urethra Syringes, *continued*,—

India-rubber Syringes, *continued*,—

2965 Balmanno Squire's . . . . . per doz. 0 12 6



2966.

2966 Durham's, ½-oz., with reversible stream, per doz., 18*s.* 6*d.*; in boxwood cases 1 10 0



2967.

2967 Golding-Bird's, ½-oz., with 6-in. perforated elastic Pipes, per doz. 0 17 0

Ditto, ditto, ditto, in boxwood cases . . . „ 1 9 0

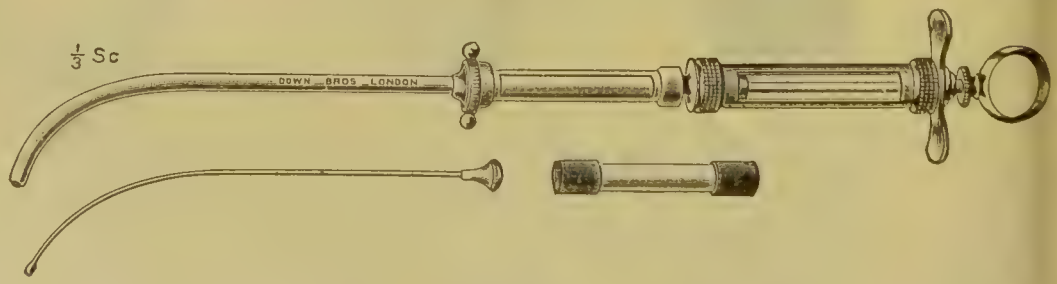

2968.

2968 Isaac's, metal, with glass barrel, in wooden case, with 6 spare barrels, with rubber caps for carrying solutions, complete 0 15 6

No. **Bladder and Urethra Instruments,** *continued,*—

£ s. d.



2969.

Urethra Syringes, *continued,*—

2969 Teevan's, glass, with 6-in. elastic Pipe, reversible stream, per doz. 1 7 0



2970.

Prostate Syringes,—

2970 Acton's, glass, in case 0 4 6

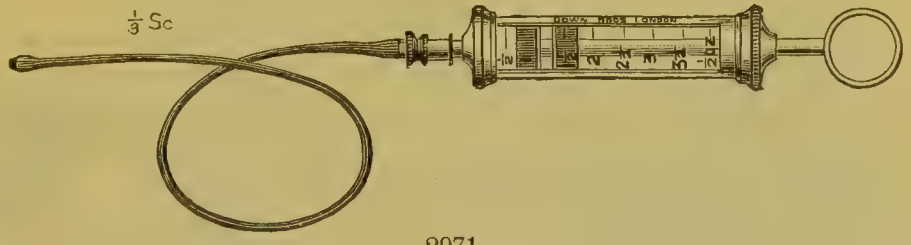

2971.

2971 Fenwick's, for Cocaine . . . . . each 0 12 6



2972.

2972 Guyon's, vulcanite, with flexible Pipe, in case 0 6 6
Ditto, silver, with ditto, in metal box 0 18 6

No.

Bladder and Urethra Instruments, *continued*,—



2973.

£ s. d.

Prostate Syringes, *continued*,—

2973 Ultzmann's, vulcanite . . . . . each 0 3 6



2974.



2975.

Pipes for use with Prostate Syringes,—

2974 **Guyon's Flexible Acorn-tipped**, with hole at end, and graduated stems for localizing injections, 3 sizes . each 0 3 0

2975 **Oroquietá's Flexible, for localizing injections**, furnished with double bulbs. The stream is ejected backwards from behind the acorn tip, and confined to the space between the acorn tip and the second bulb . . . . each 0 2 6

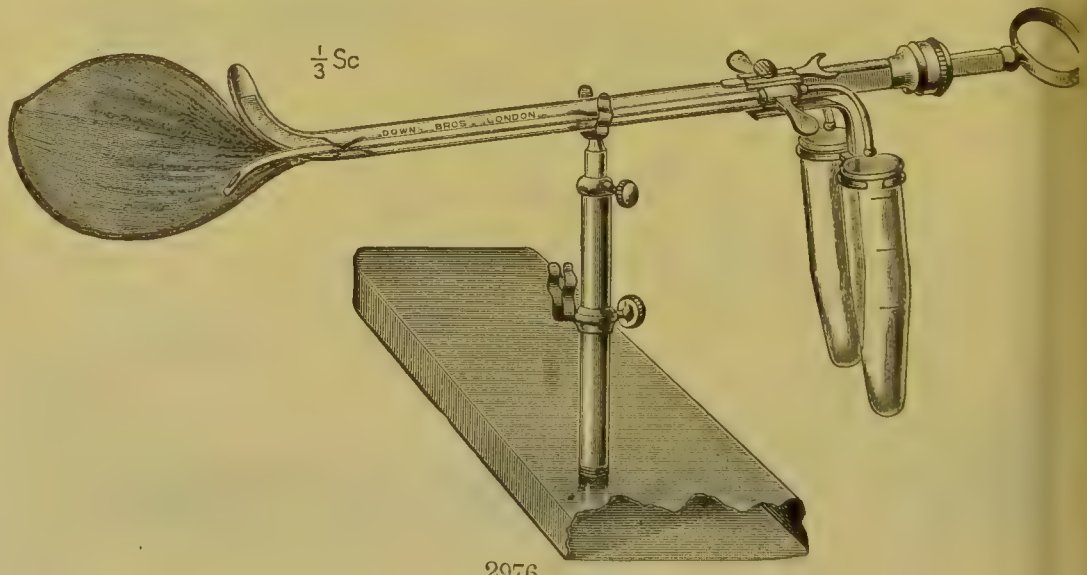

2976.

Urine Segregators,—

2976 Cathelin's, complete in metal case . . . . . each 8 8 0

Spare rubbers, each, 3*s*.

*2976*a* Harris' . . . . . each 3 3 0

* The items marked thus * are not illustrated.

No. **Bladder and Urethra Instruments,** *continued*,—

$\frac{1}{3}$Sc



2977

Urine Segregators, *continued*,— £ *s.* *d.*

2977 Luys', in metal case, 2 sizes, children's and adults' . . each 4 10 0

Spare rubbers, each, 1*s.*

As will be seen from the illustration, this instrument consists of two catheters, semi-circular in section, united to a central shaft and handle; to the latter is attached a screw with milled head actuating a collapsible diaphragm, which divides the bladder into two halves. The urine from each ureter is separately collected in the glass tubes.

Full directions accompany each Instrument.

Kelly's Instruments for Direct Examination of Female Bladder (with elevated pelvis) **and Catheterization of the Ureters under direct inspection,** with or without elevation of pelvis,—

¼Sc



2978.

2978 **Kelly's Complete Set,** in metal case, consisting of Urethral Calibrator, 4 Urethral Specula with metal Obturators, 5 Urethral Dilators, Ureteral Searcher, Aluminium Applicator, Cotton Wool Forceps, Ureter Catheter, Ureter Catheter with Plug, Whalebone Ureteral Bougie, Flexible Silk Web Renal Catheter, and Suction Apparatus . . 8 18 6

No.

Bladder and Urethra Instruments, *continued*,—



2979.



2980.

		£	s.	d.
	Kelly's Instruments, *continued*,—			
2979	Urethral Calibrator . . . . . each	0	4	6
2980	Ditto Dilators, double, 5 sizes, $\frac{7}{8}$, $\frac{8}{10}$, $\frac{11}{12}$, $\frac{13}{14}$, $\frac{15}{16}$ mm. in diam. . . . . each	0	6	0

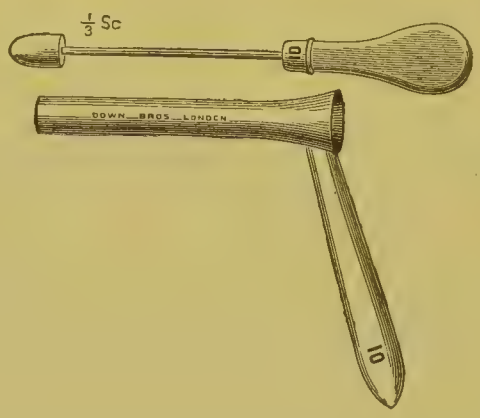

2981.

2981	Urethral Specula, 4 sizes, 8, 10, 12, and 14 mm. in diam. . each	0	9	0

Electric Light for use with same, *see page* 1061.



2982.

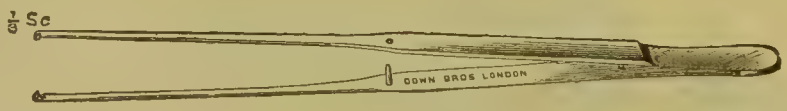

2983.

2982	Aluminium Applicator . . . . . each	0	3	0
2983	Cotton Wool Forceps, nickel plated . . . . . „	0	10	6



2984.

2984	Ureteral Searcher . . . . . each	0	4	0

No.

Bladder and Urethra Instruments, *continued*,—



2985.



2986.



2987.

		£	s.	d.
	Kelly's Instruments, *continued*,—			
2985	Ureter Catheter, with Plug . . . . . each	0	9	6
2986	Ditto, without Plug . . . . . „	0	7	0
2987	Ditto, Pawlik's . . . . . „	0	9	0



2988.

2988	Ureter Catheter, flexible silk web (No. 7 Fr. gauge) . . each	0	3	0
*2988*a*	Ditto, ditto (Nos. 4 and 5 Fr. gauge), to use with Cystoscopes each	0	4	0
2989*	Ditto, graduated (i.e. coloured alternately light and dark), (No. 6 Fr. gauge) . . . . . each	0	4	3
2990*	With Bulbous ends, 2 sizes (Nos. 5 and 6 Fr. gauge) „	0	4	6



2991.

2991	Suction Apparatus for Bladder . . . . . each	0	4	0

2992.

2992	Whalebone Ureteral Bougies . . . . . per doz.	0	11	6

* The items marked thus * are not illustrated.

No.

Instruments for Operations on the Kidney.



2993

£ s. d.

Air Pillow for use in Kidney Operations,—

2993 Edebohl's, 14×8 in. . . . . each 0 13 6

The patient is placed prone upon the table, lying with the abdomen upon the air cushion placed beneath with its long axis at right angles to the body.

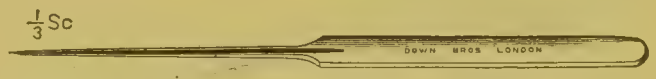

2994.

2994 **Director,** fine pointed, as used at St. Thomas's . . each 0 5 6



2995.

Stilettoes, nickel plated,—

2995 Lucas's, straight or curved . . . . . each 0 6 0

Long, narrow, stiletto-shaped needles, set in handles, for probing the kidney in order to determine the existence of a stone in its interior.



2996.

Blunted Lance, nickel plated,—

2996 Lucas's . . . . . each 0 8 6

A curved, blunted, lance-shaped instrument, to tear or scrape, rather than cut, into the kidney substance.

No.

Instruments for Operations on the Kidney, *continued*,—



2997.

		£	s.	d.
	Dilating Lance Forceps, nickel plated,—			
2997	Lucas's, blunted, with take-off joint . . . . . each	0	13	6
2998*	Ditto, with screw joint . . . . . „	0	12	0

To enlarge the opening by tearing.



2999.

	Forceps, nickel plated,—			
2999	Lucas's, curved, with take-off joint . . . . . each	0	12	6
3000*	Ditto, with screw joint . . . . . „	0	11	0

For removing calculus through the opening made.

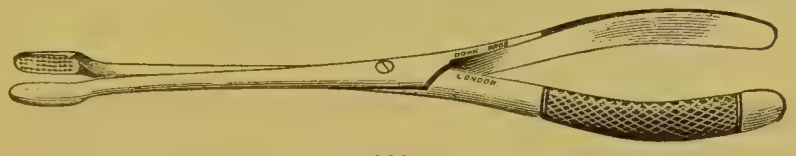

3001.



3002.

3001	Morris's, straight, for crushing stone in the kidney . each	0	12	6
3002	Ditto, curved, ditto . . . . . „	0	12	6



3003.

3003	**Nephrectomy Knife**, Lucas's, solid forged, nickel-plated handle, each	0	6	6

A firm, blunt-pointed, curved bistoury, resembling a hernia knife, for dividing adhesions.

* The items marked thus * are not illustrated.

No

Instruments for Operations on the Kidney, *continued*,—



3004.

		£	s.	d.
	Nephrectomy Needles, nickel plated,—			
3004	Lucas's . . . . . each	0	5	6

A long, curved, blunt-pointed needle, with large eye, for passing ligature round pedicle of the kidney.



3005.

3005	Mansell Moullin's, right and left . . . . . each	0	5	6



3006.

	Nephrectomy Scissors, nickel-plated shanks,—			
3006	Lucas's, for dividing the pedicle . . . . . each	0	13	6

Retractors (*see pages* 33–42).

Scoops (*see pages* 886–887).



3007.



3008.

	Trocars,—			
3007	6-in., fine, for exploration . . . . . each	0	8	6
3008	Ditto, large, for pus . . . . . „	0	9	6

No.

Lithotomy and Lithotrity Instruments.



3009.

No.	Lithotomy Instruments, nickel plated,—	£	s.	d.
3009	**Set**, consisting of 3 Male Sounds (Clutton's), 2 Female Sounds, 2 solid forged Scalpels, 2 solid forged Lithotomy Knives, 4 Male and 2 Female Grooved Staffs, 3 pairs Straight and 2 pairs Curved Stone Forceps, 2 Fergusson's Scoops, 2 silver-mounted Tubes, and set of Mason's Straps; in handsome solid blocked, brass-bound mahogany case .	11	15	0
3010*	**Set**, consisting of 3 Male Sounds (Mercier's), 2 Female Sounds, 1 each Sharp and Blunt Lithotomy Knives and 1 Scalpel, all solid forged; 3 Male and 1 Female Grooved Staffs, 2 Straight and 1 Curved Stone Forceps, 2 Double-ended Stone Scoops, 2 silver-mounted Perineal Tubes and set of Mason's Straps in solid blocked, brass-bound mahogany case	9	3	0

* The items marked thus * are not illustrated.

No. **Lithotomy and Lithotrity Instruments,** *continued,*—



3011.

		£	s.	d.
3011	**Aseptic Set,** the Instruments fitted into metal frames inside a metal tray. The tray can be used for sterilizing and forms an inside lining to a brass-bound mahogany case, consisting of 3 Clutton's Male Sounds, 2 Female Sounds, 4 Fergusson's Staffs, 3 Female Staffs, 3 pairs Straight and 2 pairs Curved Stone Forceps, 1 pair Jacobson's Stone Forceps for supra-pubic opening, 2 Double Stone Scoops, 1 Fergusson's Stone Scoop, 2 Sharp and 2 Blunt Fergusson's Knives, 2 Scalpels, 3 Perineal Tubes and set of Mason's Straps. The knives forged out of solid steel with handles nickel plated, the forceps with take-off joints, and all Instruments nickel plated	16	12	0

No. | **Lithotomy and Lithotrity Instruments,** *continued,*—

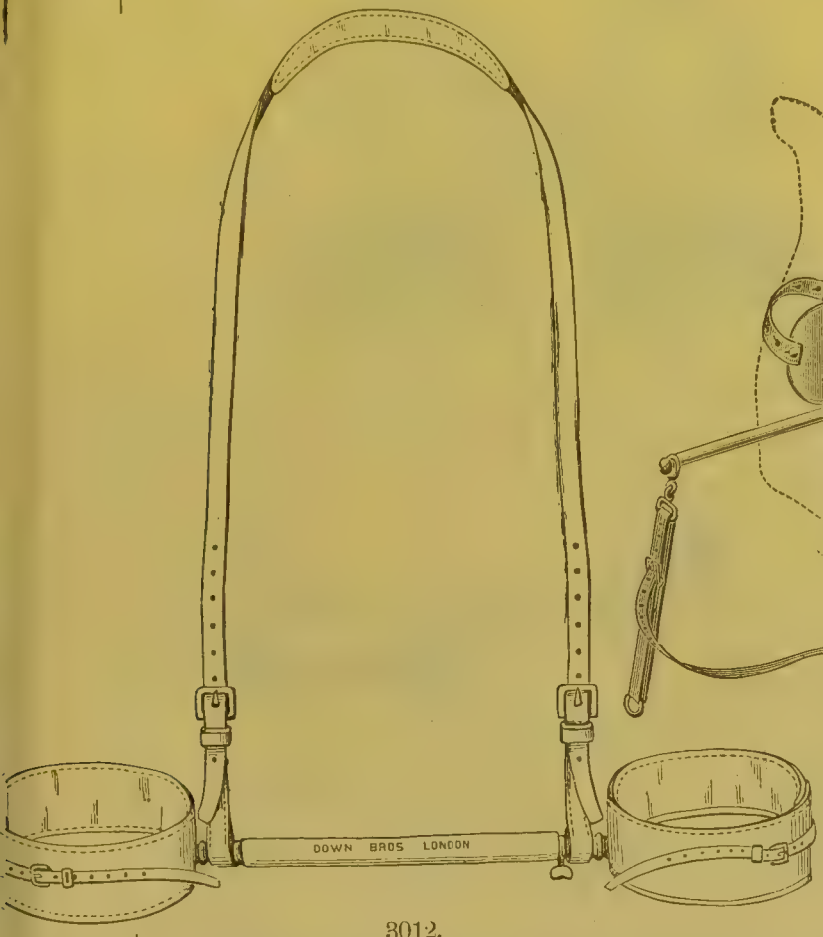

3012.

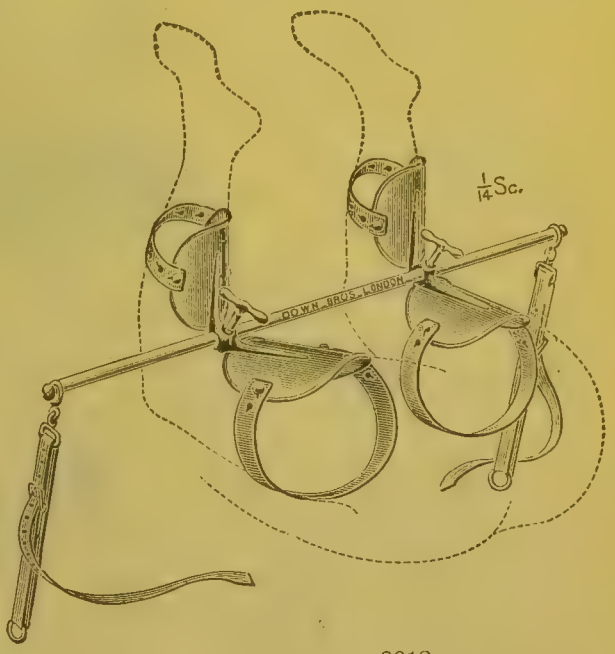

3013.

		£	s.	d
	Crutches and Straps,—			
3012	Clover's Crutch . . . . . each	1	8	0
3013	As used with Down Bros.' patent Operation Tables, of metal throughout, nickel plated	3	10	0
3014*	Ditto, with metal plates padded and covered waterproof .	3	0	0

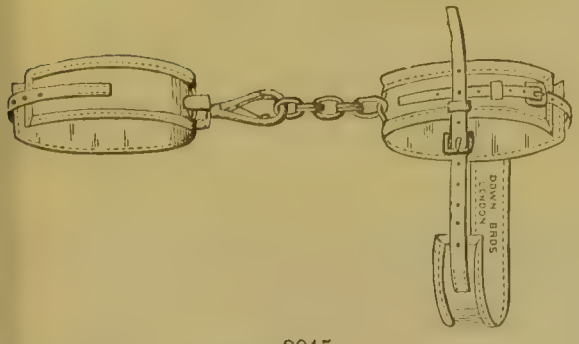

3015.

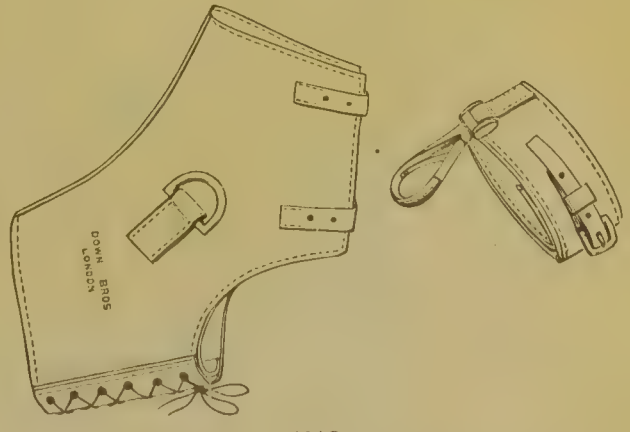

3016.

3015	Mason's . . . . . per set	0	18	6
3016	Pritchard's . . . . . ,,	1	2	6

* The items marked thus * are not illustrated.

No.

Lithotomy and Lithotrity Instruments, *continued*,—

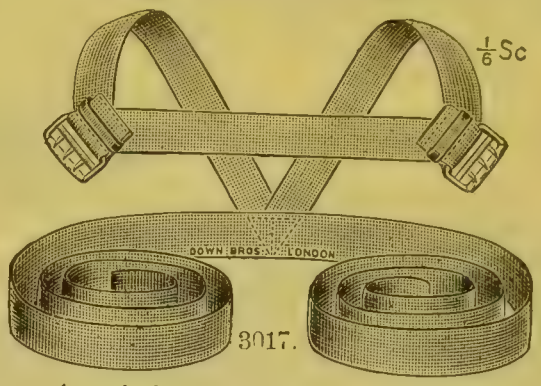

3017.

Apparatus for maintaining the so-called Lithotomy Position during Operations on the Perineum, etc.

			£	s.	d.
3017	Day's, made of webbing throughout . . .	per set	0	6	0
3018*	Kelly's	„	0	6	6



3019.

			£	s.	d.
3019	Lucy's	per set	1	6	6

Extracted from the "British Medical Journal," October 28, 1899.

Paper by REGINALD H. LUCY, F.R.C.S., Surgeon to the S. Devon Hospital, Plymouth.

Finding the crossbar of Clover's Crutch to be in the way of Wheelhouse's Staff and similar instruments when operating on the perineum, I have devised a simple and portable set of straps, which I find in practice to be quite as efficient as Clover's apparatus. (1) A stout leather strap, padded for its middle third, and furnished at either end with a strong buckle. This is placed obliquely behind the patient's neck, one end being brought over one shoulder, while the other is brought out under the armpit of the opposite side, precisely as is done with Clover's Crutch. (2) The remainder of the apparatus consists of two flat bars, each 4 inches long, padded and furnished at either end with swivelling wire loops, and at their outer ends with a padded leather strap. To apply the straps—the patient's legs being flexed on the thighs—the flat bar of one strap is placed well up into the ham, the strap on its outer end is carried round the thigh above the knee-joint, through the loop of the inner end, and thence round the leg from within outwards just below the head of the tibia, and its end being passed through the outer loop is buckled to the corresponding end of the neck strap. The same routine is followed with the other leg strap, and it will then be found that the more the straps are pulled taut at the neck strap buckles, the more fully will the patient's legs be rotated outwards by the lever-like action of the flat bars, and the more completely will the thighs be kept flexed on the abdomen.

The passage of sounds, catheters, etc., will now be found easy, there being no crossbar between the knees.

*** The items marked thus * are not illustrated.**

No. **Lithotomy and Lithotrity Instruments,** *continued,*—

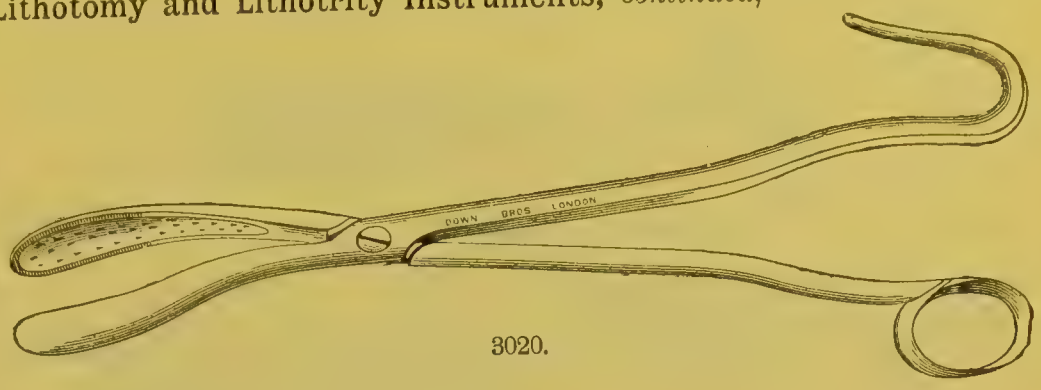

3020.

£ *s.* *d.*

Forceps, nickel plated,—

3020 Curved, each, 6 in., 8*s.* 6*d.*; 7 in., 9*s.* 6*d.*; 8 in., 10*s.* 6*d.*; 9 in. 0 11 6

If with take-off joints, 2*s.* per pair extra.

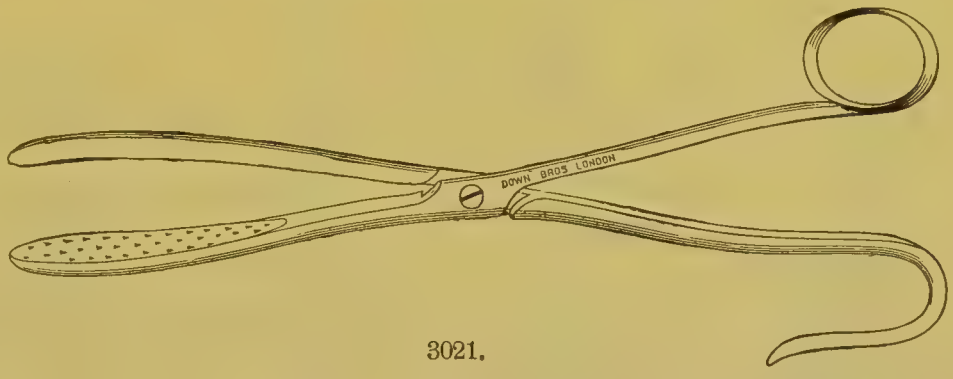

3021.

3021 Straight, each, 6 in., 7*s.* 6*d.*; 7 in., 8*s.* 6*d.*; 8 in., 9*s.* 6*d.*; 9 in., 10*s.* 6*d.*; 10 in. 0 11 6

If with take-off joints, 2*s.* per pair extra.

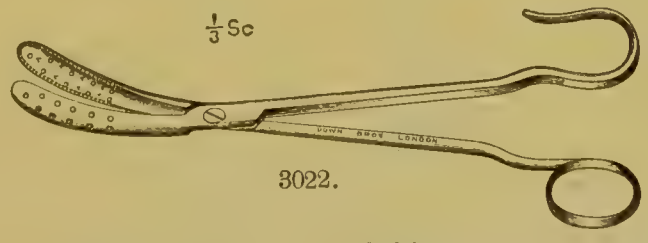

3022.

3022 Curved or Straight, light pattern for children . . . each 0 10 6

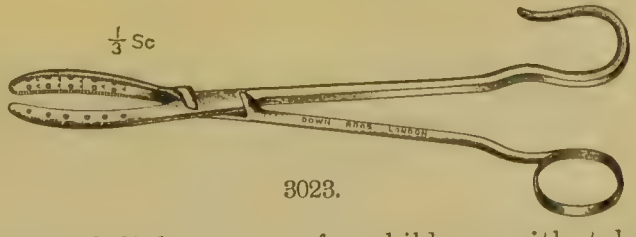

3023.

3023 Straight or Curved, light pattern for children, with take-off joint . . . . . each 0 12 6

No. **Lithotomy and Lithotrity Instruments,** *continued*,—

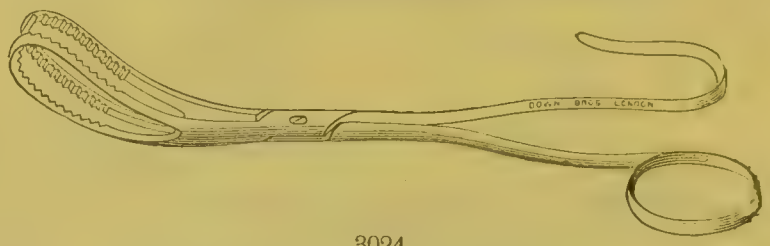

3024.

Forceps, nickel plated, *continued*,— £ *s.* *d.*

3024 Jacobson's, for removing stone through supra-pubic opening, each 0 13 6

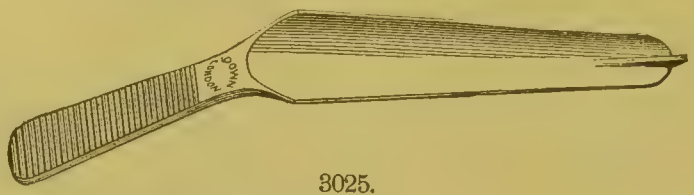

3025.

3025 **Gorgets,** with blunt end, nickel plated . . . . each 0 7 6



3027.



3028.

Knives, forged entirely out of solid, the handles nickel plated,—

3026* Boyd's, 2 sizes, children's and adults' . . . . each 0 5 6
3027 Fergusson's, sharp, 2 sizes . . . . . „ 0 5 0
3028 Ditto, blunt, 2 sizes . . . . . „ 0 5 0



3029.

3029 Key's . . . . . each 0 4 9



3030.

3030 Thompson's, probe ended . . . . . each 0 5 6
3031* **Boxes,** wooden, to hold 6 Lithotomy Knives . . . „ 0 2 3
*3031*a* Ditto, metal, with lift-out rack, to take 4 ditto . . „ 0 7 6



3032.

3032 **Lithotome,** Dupuytren's, nickel plated, all except blades . each 3 15 0

* The items marked thus * are not illustrated.

No. **Lithotomy and Lithotrity Instruments,** *continued,*— £ *s.* *d.*

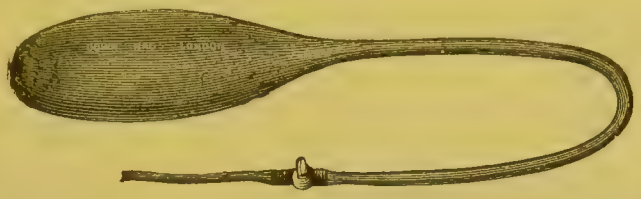

3033.

Rectal Bags,—

3033 Thompson's, improved flattened shape, silk lined, 3 sizes, each 0 7 6

N.B. This is a modification of the original Bag of Petersen.

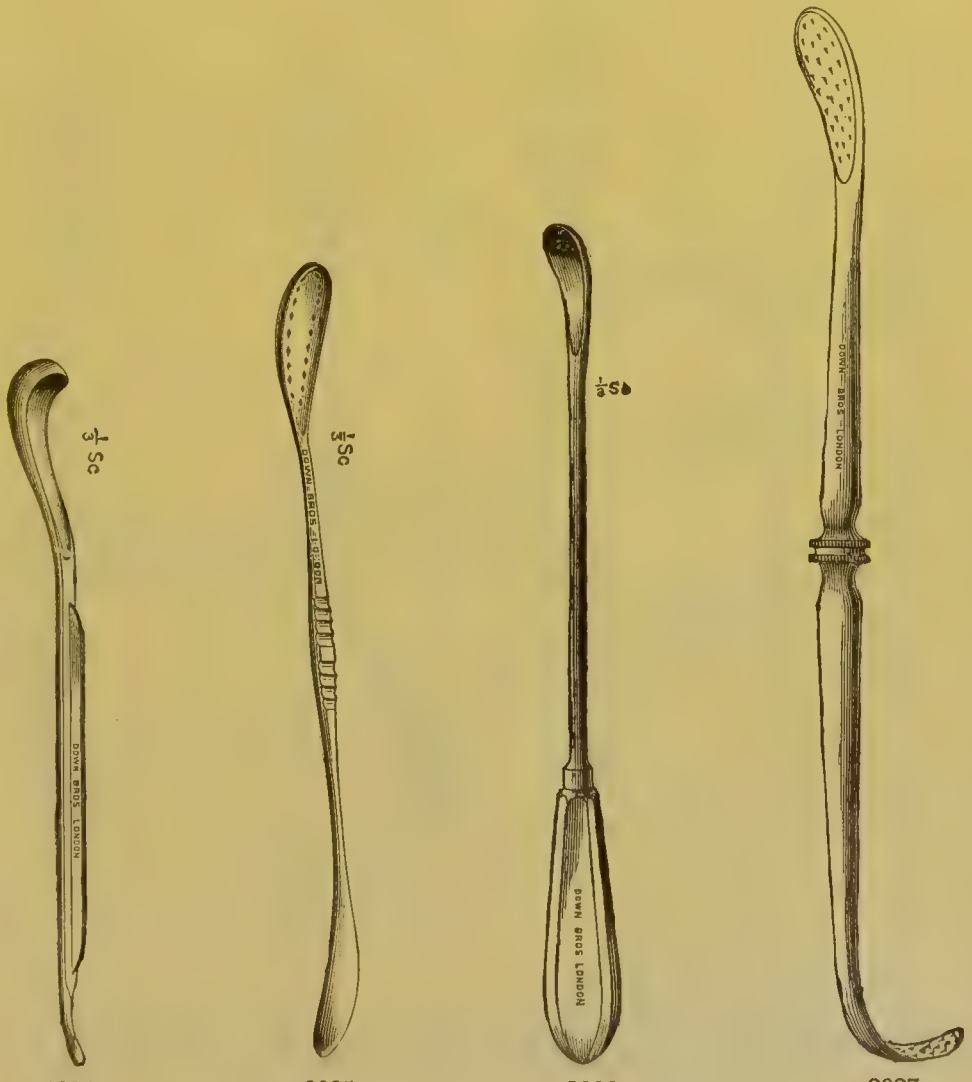

3034. 3035. 3036. 3037.

Scoops, nickel plated,—

3034	Crested pattern	each	0	10 0
3035	Double ended, 2 sizes—children's and adults'	„	0	7 6
3036	Erichsen's, with metal handles	„	0	6 6
3037	Fergusson's, 3 sizes	„	0	8 6
3038*	With curved end, right or left	„	0	7 0

* The items marked thus * are not illustrated.

No.

Lithotomy and Lithotrity Instruments, *continued*,—

Sounds (*see pages* 692–693).

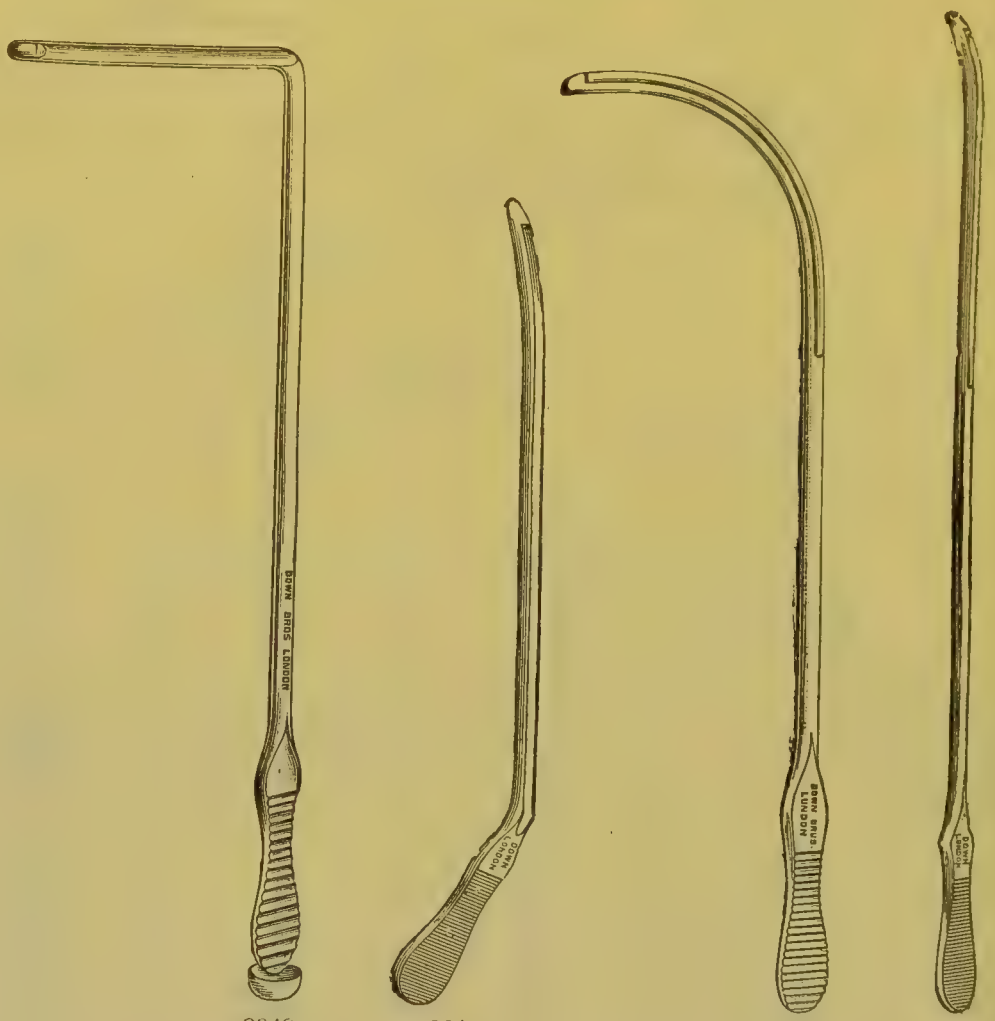

3040. 3041. 3042. 3044.

		£	s.	d.
	Staffs, nickel plated,—			
3039*	Boyd's, 3 sizes, Nos. 4, 8 and 12 . . . . . each	0	10	6
3040	Buchanan's, rectangular, sizes 4, 8, 10 and 12 . . . „	0	7	6
3041	Female, 5 sizes, Nos. 4, 6, 8, 10 and 12 . . . . „	0	5	0
3042	Fergusson's, with lateral groove, 10 sizes, Nos. 3 to 12 . „	0	5	6
3043*	Ditto, with central groove, 10 sizes, Nos. 3 to 12 . . „	0	5	6
3044	Key's, straight, 5 sizes, Nos. 4, 6, 8, 10 and 12 . . „	0	5	3

* The items marked thus * are not illustrated.

No. **Lithotomy and Lithotrity Instruments,** *continued,*—

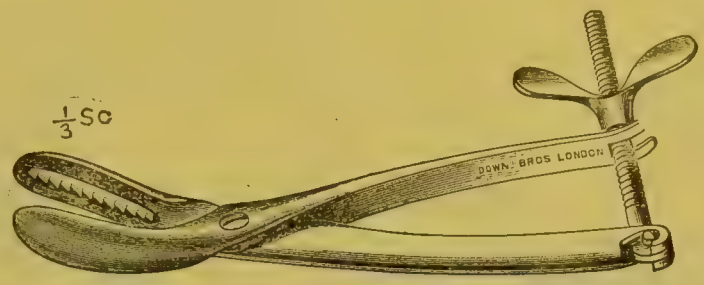

3045.

£ s. d.

Stone Crushers, nickel plated,—

3045 Crofts', for children (made at the suggestion of Dr. J. Crofts, Residency Surgeon, Jodhpore) . . . . . each 1 15 0



3046.

3046 Erichsen's . . . . . each 1 17 6

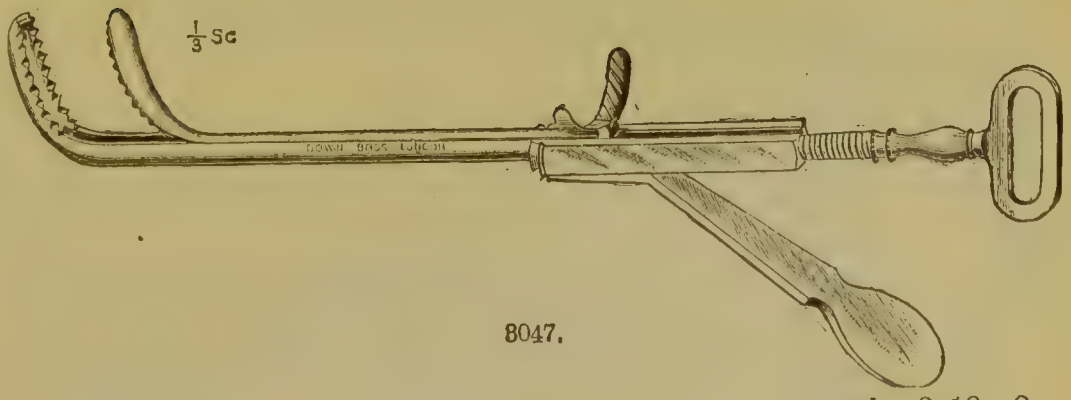

3047.

3047 Lithotrite form . . . . . each 3 10 0

No.

Lithotomy and Lithotrity Instruments, *continued*,—

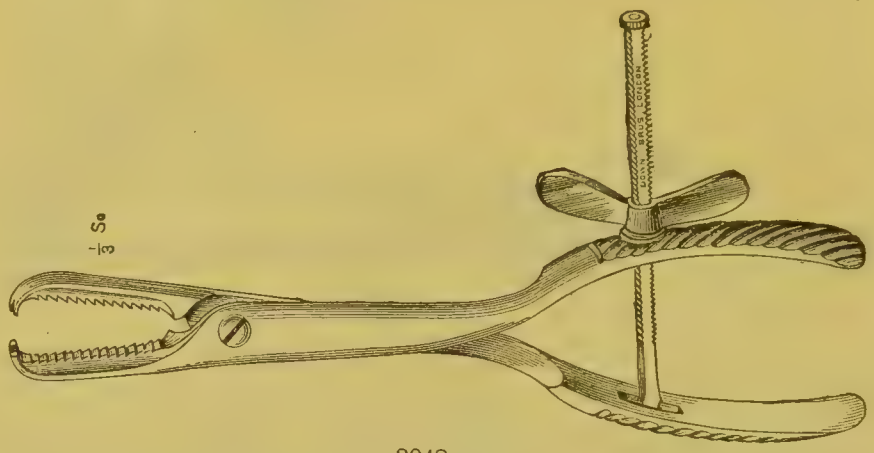

3048.

Stone Crushers, nickel plated, *continued*,— £ s. d.

3048 Milton's . . . . . each 1 15 0



3049.

3049 Neve's, with long screw and quick travelling thread . each 2 7 0

Extracted from the "British Medical Journal," September 29, 1900.

MR. A. NEVE, F.R.C.S., Ed. (Mission Hospital, Kashmir), writes—"In dealing with large stones many surgeons consider that perineal litholapaxy has advantages over supra-pubic lithotomy. At any rate cases may arise in which it is indicated. From recent experiences with perineal stone crushers, both Milton's and Harrison's, as made by Down Bros., I am of opinion that the latter is far the better instrument, but might be advantageously modified in the following details—1. The circumference of the closed blades should not exceed that of the joint, namely 2 or 2¼ inches. 2. The blades should be less curved, 30° would be enough. 3. The screw should be attached to one handle by a strong hinge, so as to be easily opened or again put into action. 4. The screw need not have more than five threads to an inch; it will then work four times as quickly as the present instrument with 20 threads. 5. The blades should have a grip of at least three inches when fully open and the screw action applied. If the blades only open to two inches, the instrument will only deal with calculi, which might be crushed by powerful urethral lithotrites."

No. **Lithotomy and Lithotrity Instruments,** *continued*,—



3050.

No.		£	s.	d
	Stone Crushers, nickel plated, *continued*,—			
3050	Reginald Harrison's . . . . . each	1	15	0

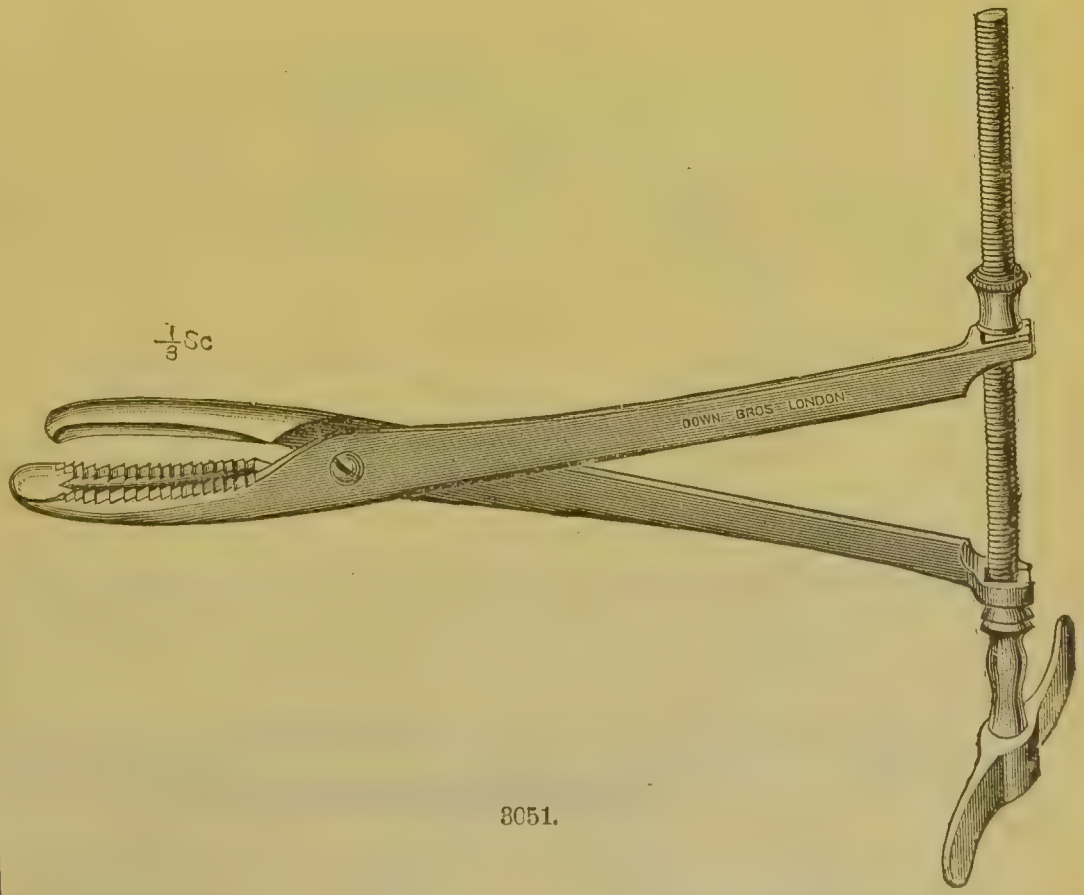

3051.

3051	Thompson's . . . . . each	3	3	0

No. **Lithotomy and Lithotrity Instruments,** *continued,*—

£ s. d.

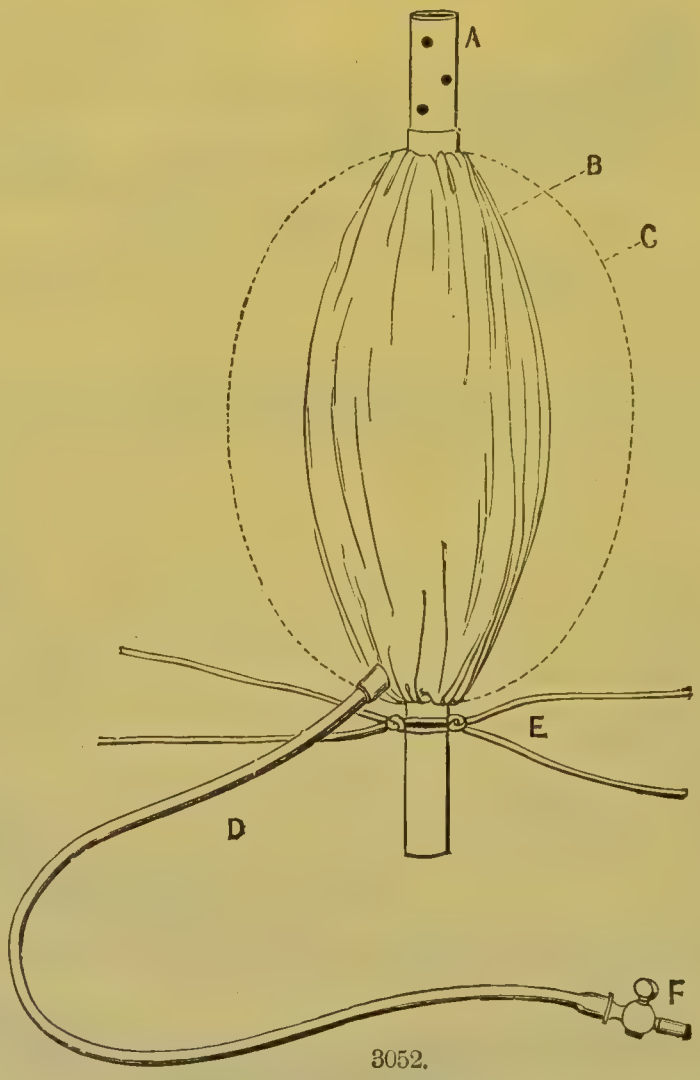

3052.

Tubes, Lithotomy,—

3052 Buckston Browne's, with rubber inflating arrangement and muslin cover to avoid slipping, 3 sizes, 14, 16, and 18 gauge . . . . . each 0 7 6



3053.

3053 Elastic Gum, silver mounted, 3 sizes, 14, 16, and 18 gauge, each 0 3 0

No. **Lithotomy and Lithotrity Instruments,** *continued*,—



3054.

£ s. d.

Tubes, Lithotomy, *continued*,—

3054 Elastic Gum, silver mounted, fitted with oiled silk, 3 sizes, 14, 16, and 18 gauge . . . . . each 0 3 6



3055.

3055 Reginald Harrison's, elastic gum, 3 sizes, 12, 14, 16 mm. diam. each 0 5 0



3056.

3056 Reginald Harrison's, india-rubber, with mount to tie in and stop-cock . . . . . each 0 5 6

No. **Lithotomy and Lithotrity Instruments,** *continued*,—

Lithotrity Instruments.



$\frac{1}{6}$ Sc

3057.

Lithotrity Instruments,— £ *s. d*

3057 **Set,** consisting of Milton's Lithotrite, with wheel handle and annular slide, and Milton's simplified Evacuator, with hinged collar (for cleansing), and set of 4 Evacuation Catheters, with stilettes . . . in mahogany case 11 17 (

3058* **Set,** consisting of Thompson's Fenestrated Lithotrite, Cadge's Evacuation Apparatus, and set of 4 Catheters with Stilettes, solid forged Scalpel, and 3 Clutton's Sounds; in handsome brass-bound mahogany case 14 14 0

3059* **Set** as 3058, but with Milton's Lithotrite 15 10 0

* The items marked thus * are not illustrated.

No.

Lithotomy and Lithotrity Instruments, *continued*,—

Sc $\frac{1}{5}$



3060.

Lithotrity Instruments, *continued*,—

		£	s.	d.
3060	**Set**, consisting of 3 Milton's Children's Lithotrites, fitted with Milton's disc handles and annular slides; Cadge's Evacuator, 5 Curved and 1 Straight Evacuation Catheters, all fitted with Stilettes; in handsome brass-bound mahogany case	28	15	0
3061*	If fitted with 3 Thompson's Lithotrites instead of the Milton's shown in the illustration	26	7	0

* The items marked thus * are not illustrated.

No. **Lithotomy and Lithotrity Instruments,** *continued,*—



3062.

No.		£	s.	d.
	Lithotrity Instruments, *continued,*—			
3062	**Set,** consisting of 4 Milton's Fenestrated Lithotrites for Adults, including one extra powerful with wide gape for very large stones, all fitted with Milton's large disc handles and annular slides; 1 Cadge's Evacuator, with 5 Curved and 1 Straight Evacuation Catheters, all fitted with Stilettes; in handsome brass-bound mahogany case .	36	15	0
3063*	If fitted with 4 Thompson's Lithotrites, at £5 10*s.* each, in place of the Milton's shown in illustration . .	32	10	0

* The items marked thus * are not illustrated.

No. | **Lithotomy and Lithotrity Instruments,** *continued,*—

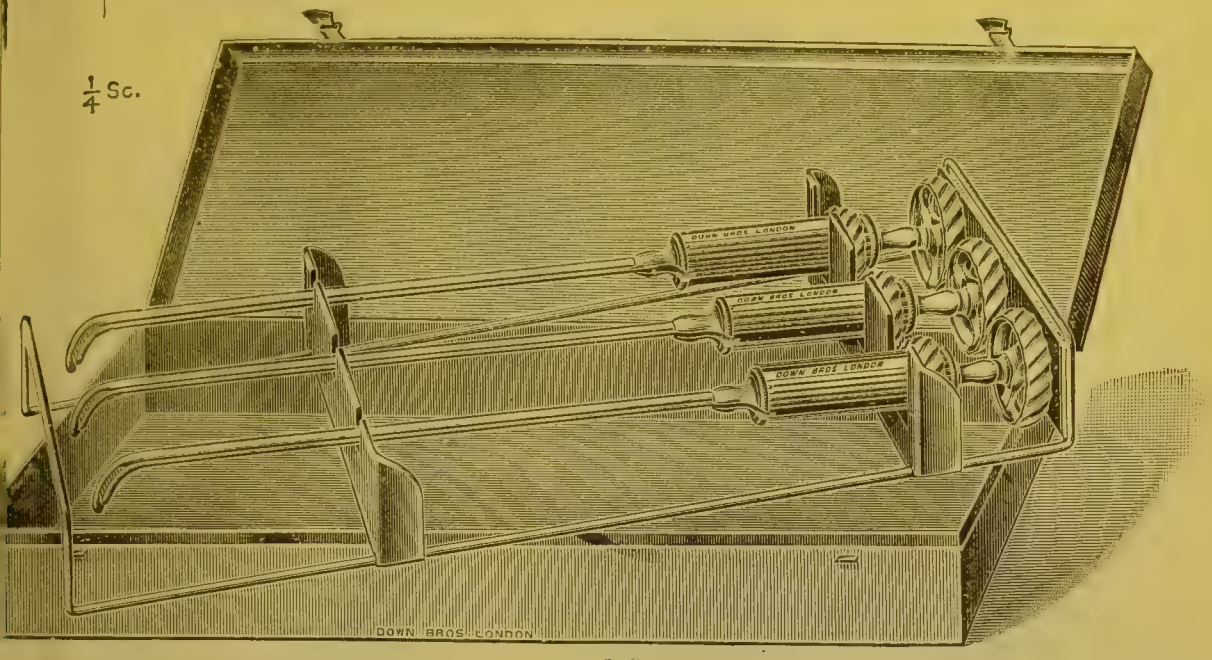

3064.

Lithotrity Instruments, *continued,*— £ *s.* *d.*

3064 **Aseptic Set,** consisting of 3 Milton's Lithotrites for Adults, with Milton's large disc handles and annular slides; in metal case, with Down Bros.' lift-out Rack 21 6 0

3065* If fitted with Thompson's Lithotrites in place of the Milton's shown in illustration. 18 18 0



3066.

3066 **Aseptic Set,** consisting of 3 Milton's Children's Lithotrites, with Milton's large disc handles and annular slides; in metal case, with Down Bros.' lift-out Rack 20 10 0

3067* If fitted with Thompson's Lithotrites instead of the Milton's shown in illustration. 18 2 0

* The items marked thus * are not illustrated.

No. **Lithotomy and Lithotrity Instruments,** *continued*,—

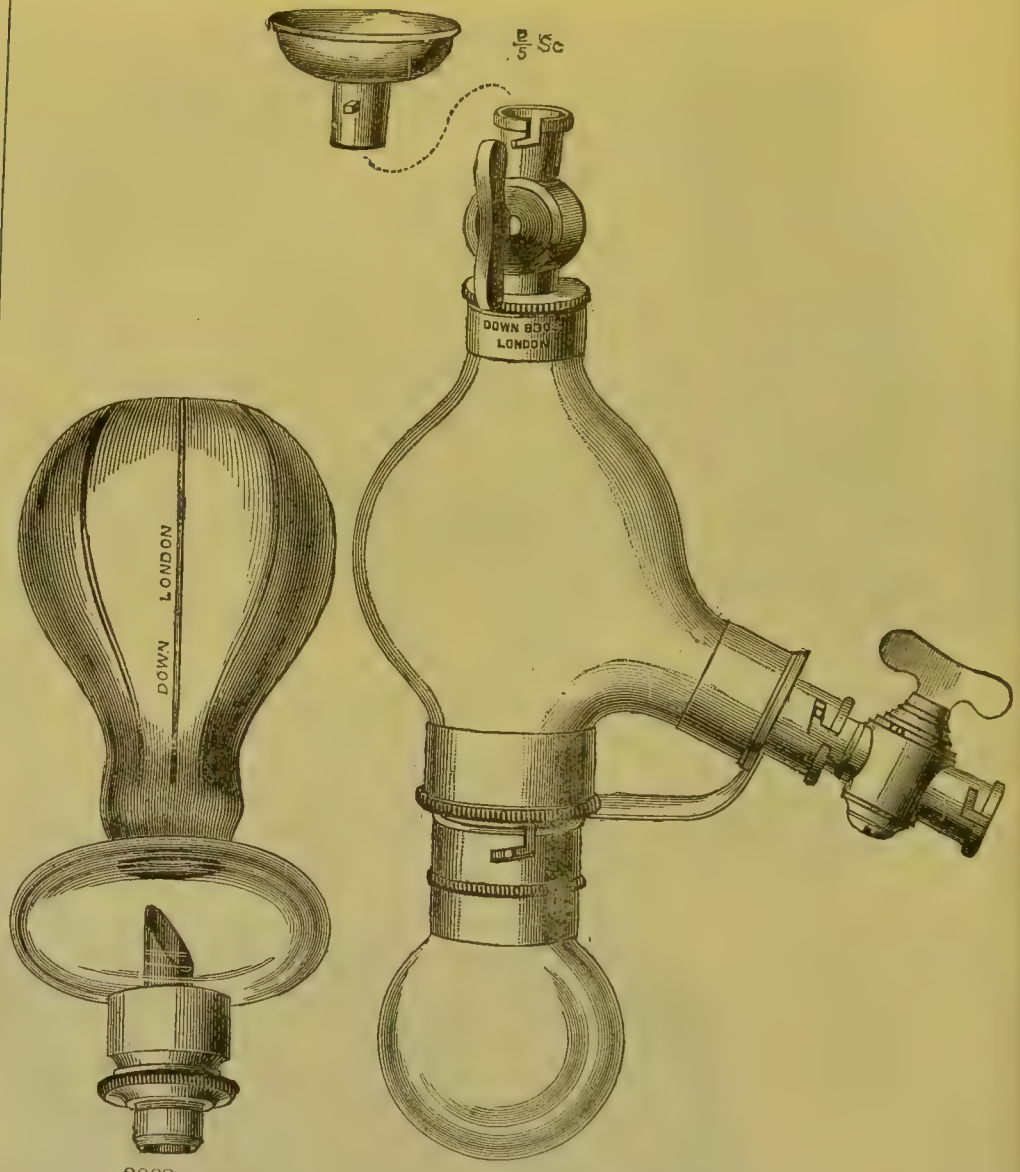

3068. 3070.

		£	s.	d.
	Evacuation Apparatus, for removing débris from the bladder after crushing,—			
3068	Berkeley Hill's modification of Clover's, each, 15*s.*; with the addition of Stopcock	1	0	0
3069*	Ditto, with Stopcock, and fitted with set of 3 curved and 1 straight Catheters	2	15	0
	If with Stilettes fitted to the Catheters, 16*s.* 6*d.* extra.			
3070	Bigelow's, £2 10*s.*; with set of 3 curved & 1 straight Catheters	4	5	0
	If with Stilettes fitted to the Catheters, 16*s.* 6*d.* extra.			

* The items marked thus * are not illustrated.

No. **Lithotomy and Lithotrity Instruments,** *continued,*—

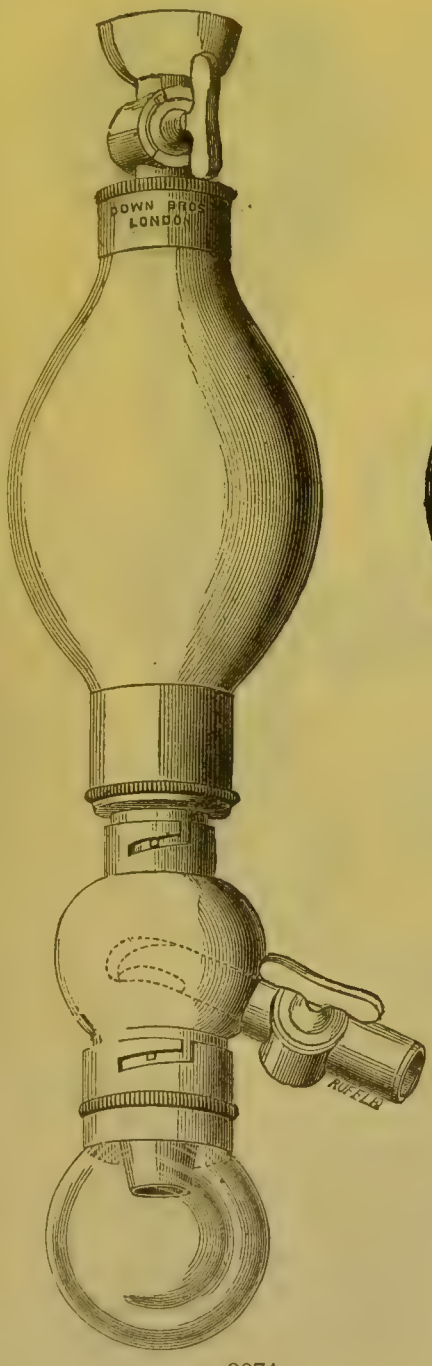

3071.

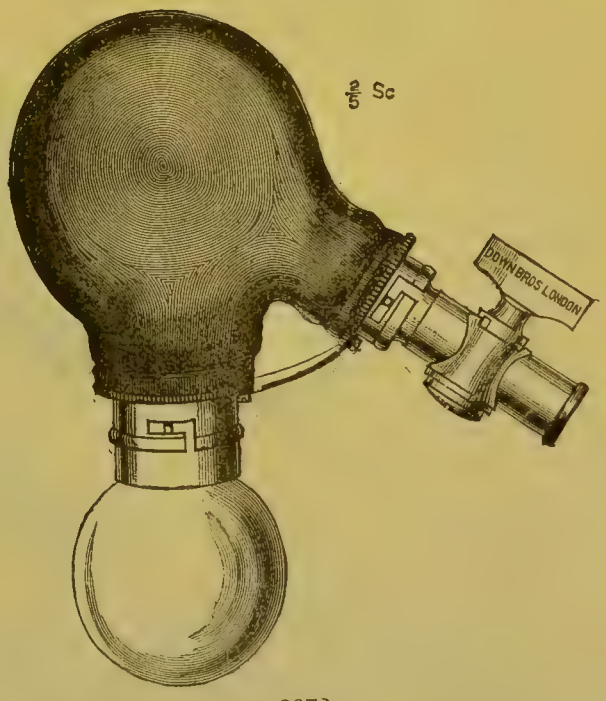

3072.

		£	s.	d.
	Evacuation Apparatus, *continued,*—			
3071	Cadge's modification of Golding-Bird's, £2 10*s.*; with set of 3 curved and 1 straight Catheters	4	5	0
	If with Stilettes fitted to the Catheters, 16*s.* 6*d.* extra.			
3072	Freyer's, £1 15*s.*; with set of 3 curved and 1 straight Catheters	3	10	0
	If with Stilettes fitted to the Catheters, 16*s.* 6*d.* extra.			

No. **Lithotomy and Lithotrity Instruments,** *continued,—*



3073.

Evacuation Apparatus, *continued,—*

No.		£	s.	d.
3073	Golding-Bird's, £2 2*s.*; with set of 3 curved and 1 straight Catheters	3	17	0

If with Stilettes fitted to the Catheters, 16*s.* 6*d.* extra.

Messrs. DOWN BROS., of St. Thomas's Street, London, S.E., are the makers of an evacuating aspirator, made under the instructions of Mr. Golding-Bird, to the efficiency of which reference has already been made by Mr. Cadge, in his lectures "On the Surgical Treatment of Stone in the Bladder" (see *British Medical Journal*, July 3, 1886). The essential features of the instrument are, that the fragments of stone are brought (by the shortest possible route) from the bladder to the aspirator; that, having reached the aspirator, they are whirled round in the brass sphere, and fall into the glass receiver as the current subsides; there is no valve or perforated metal plate to become clogged with mucus or fragments; there is plenty of room for the water to circulate round the end of the tube; but from the form of the opening in the tube, the direction of the current in the brass sphere, and the fact of the rubber ball being above the point of entry, there is no possibility of fragments being taken up into the ball and re-injected into the bladder. When the fragments and débris once reach the receiver, they remain undisturbed while the instrument is worked. It has been designed without any tap at the top, in

No. **Lithotomy and Lithotrity Instruments,** *continued*,—

£ s. d.

Evacuation Apparatus, *continued*,—

order that the ball may be grasped "overhand," this allowing of a firm and quick compression, and easy relaxation of the hand with quick rebound. It is filled by simple displacement of the contained air. The tap suggested by Mr. Cadge can be easily added for those who prefer it. The sphere in the centre can be conveniently grasped by the left hand, and renders the balance of the instrument complete.—*British Medical Journal*, November 13, 1886.

3074* Keegan's, £2 10*s.*; with set of 3 curved and 1 straight Catheters 4 5 0

If with Stilettes fitted to the Catheters, 16*s.* 6*d* extra.



3075.

3075 Milton's (designed by Mr. Herbert Milton, M.R.C.S., late Principal Medical Officer, Kasr-el-Aini Hospital, Cairo), improved form, to take apart for sterilization . . . 0 18 0

With set of 3 curved and 1 straight Catheters . . . 2 13 0

If with Stilettes fitted to the Catheters, 16*s.* 6*d.* extra.

3076* Ditto, with set of 4 Catheters, and Stilettes; in polished mahogany case, complete 4 10 6

I wish to say here a few words as to the evacuating syringe. I have used chiefly the syringes introduced by Thompson and by Golding-Bird. Of the two I consider the latter to be preferable; it is simple in construction, easily filled, and readily used. I have lately had made for me by Messrs. Down Bros. a syringe which possesses these advantages to a still greater extent. It consists of an india-rubber syringe shaped like a pear, with two stems, the one at right angles to the other. The horizontal stem carries a socket to receive the evacuating tube; the vertical stem terminates in a glass receptacle for the débris. There are no valves and no taps, the action of gravity alone being sufficient to prevent the return of the débris into the bladder cavity. The filling of this syringe is quite simple: the hole being held uppermost, water is poured in from a tap or jug; when three-quarters full the syringe must be slightly tilted to empty the glass receptacle of air. The removal of débris from the syringe is equally simple: the orifice should be closed with the thumb and the syringe inverted, so that, the glass receptacle being the highest part, the fragments

* The items marked thus * are not illustrated.

No. **Lithotomy and Lithotrity Instruments,** *continued*,—

Evacuation Apparatus, *continued*,— £ *s.* *d.*

fall into the ball cavity; the syringe is then turned so that the orifice becomes the lowest part, and the débris escapes with the water, one or two squeezes serving to expedite the escape. In addition to these advantages, which it shares with other models, this instrument possesses two peculiarly its own. In the first place it can be easily sterilized. This point has not received, I think, sufficient consideration, and it is very easy to see that an infected syringe might have a prejudicial effect on the result of an operation. Secondly, it enables the operator to have full control over the movements of the evacuating tube in the bladder. This is a point of very great importance, especially towards the close of an operation, and is not possessed by any of the more modern evacuators. It may further be added that it is greatly cheaper than any other form.—*The Lancet*, April 18, 1896.

3077* Morgan's, £2 2*s.*; with set of 3 curved and 1 straight Catheters 3 17 0

If with Stilettes fitted to the Catheters, 16*s.* 6*d.* extra.



3078.

3078 Morse's, £3 3*s.*; with set of 3 curved and 1 straight Catheter . 4 18 0

If fitted with Stilettes, 16*s.* 6*d.* extra.

* The items marked thus * are not illustrated.

No.

Lithotomy and Lithotrity Instruments, *continued*,—

Evacuation Apparatus, *continued*,—

Extract from the "British Medical Journal," July, 1903.

Mr. THOMAS H. MORSE (Norwich) sends us the following description of an evacuation apparatus for removing stone from the bladder, made for him several years ago by Messrs. Down Bros., of London, with which he is so satisfied that he has now discarded other patterns in favour of that illustrated in the accompanying photograph. The advantage which he claims is the ease with which the apparatus can be emptied. The operator, without any assistance, and even without disconnecting any of the attachments, can empty and refill the instrument with scarcely any interruption to the operation. The instrument having been filled by the tube attached to the top, which is the same as that in Bigelow's apparatus, the tap A is turned off. The cannula then being attached, tap B is turned on. By squeezing the ball several times it is probable that the glass receiver will contain water that is turbid with blood and débris of the stone. Tap B is now turned off, and by turning on tap C and squeezing the bulb the whole of the contents of the glass receiver and of the bulb are run off into a basin. Tap C is then turned off and the instrument refilled from a jug through the tube attached at A as before. The operation can now be proceeded with and the same process repeated as often as necessary. Mr. Morse adds that he frequently uses the instrument with no skilled assistance.



3079.

		£	s.	d.
3079	Thompson's, £2; with set of 3 curved and 1 straight Catheters	3	15	0

If with Stilettes fitted to the Catheters, 16*s.* 6*d.* extra.

No.

Lithotomy and Lithotrity Instruments, *continued*,—

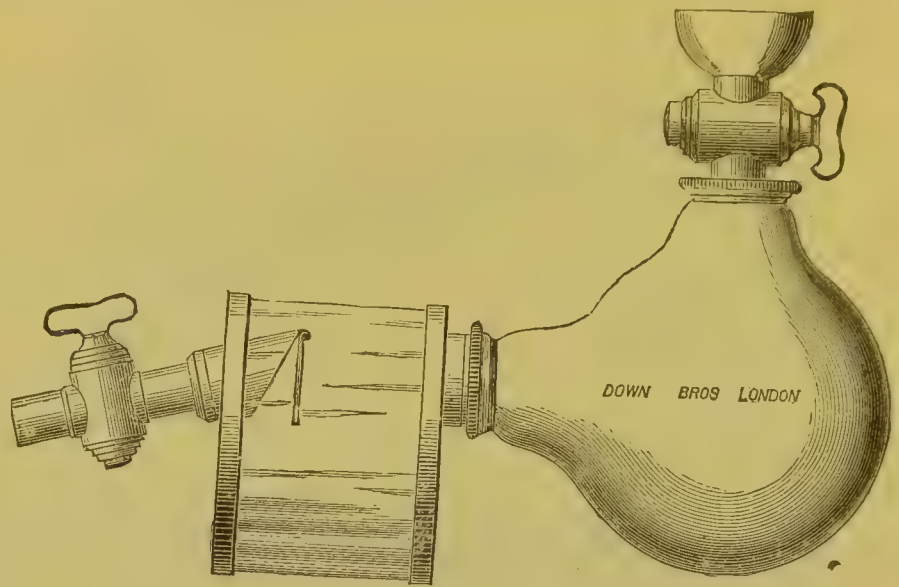

3080.

£ s. d.

Evacuation Apparatus, *continued*,—

3080 Thompson's, with valve, £2 2*s.*; with set of 3 curved and 1 straight Catheters 3 17 0

If with Stilettes fitted to the Catheters, 16*s.* 6*d* extra.



3081.

3081 Thompson's, with valve, latest model, £2 5*s.*; with set of 3 curved and 1 straight Catheters 4 0 0

If with Stilettes fitted to the Catheters, 16*s.* 6*d.* extra.

No.

Lithotomy and Lithotrity Instruments, *continued*,—

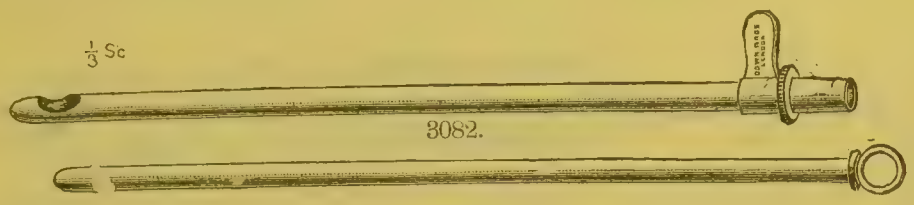

3082.

3083.



3084.

3085.

		£	s.	d.
	Catheters for use with Evacuation Apparatus,—			
3082	Straight, sizes 5 to 18 (English Catheter gauge) . . each	0	8	0
3083	Pilots for straight Catheters . . . . . „	0	3	0
3084	Curved, sizes 5 to 18 (English Catheter gauge) . . „	0	9	0
3085	Pilots for curved Catheters . . . . . „	0	4	6

The Pilots shown in illustrations replace the older form with Spiral end, which could not be readily made aseptic.



3086.



3087.



3088.

	Extractors, for removing foreign bodies from the Bladder and Urethra,—			
3086	Fergusson's . . . . . each	1	17	6
3087	Léroy D'Etoille's Urethral . . . . . „	0	17	6
3088	Nélaton's improved Urethral . . . . . „	3	3	0

Forceps, Urethra (*see pages* 642–643).

No. | **Lithotomy and Lithotrity Instruments,** *continued,*—



3089.

Lithotrites,—

		£	s.	d.
3089	Bigelow's . . . . . each	7	18	0

$\frac{1}{3}$Sc

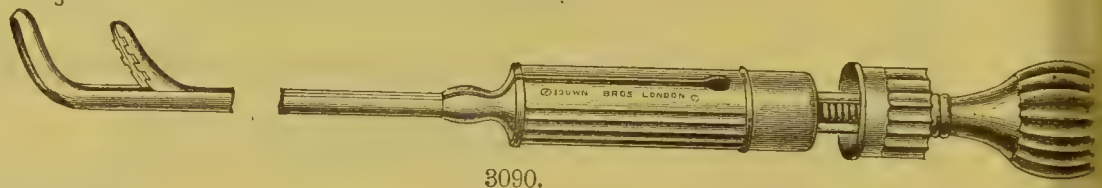

3090.

3090	Freyer's . . . . . each	7	18	0



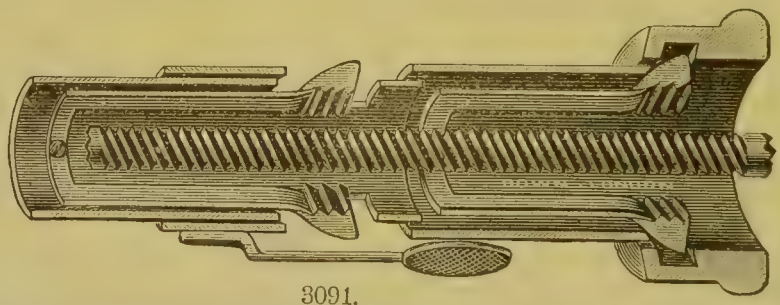

3091.

3091	Manby's, with double locking arrangement . . . each	9	5	0

It has occurred to me, during the operation of lithotrity, that, having with much patience seized a fragment of stone, I have again lost it in the attempt to lock the instrument, the morsel being of such size that the threads of the screw would not bite. An inspection of most old lithotrites will show that this must be no uncommon accident, as it will be seen that the edges of the male screw are burred from the force used to make it lock; and although, theoretically, it would appear impossible to remedy this defect, as a fresh catch would be necessary at every point of the screw, practically, such perfection is needless, and the instrument (which has been ably made from my design by Messrs. DOWN BROS., of St. Thomas's Street) answers sufficiently well. Its novelty consists in two locks, so set that whenever the crests of the female screw of the first impinge directly on the crests of the male screw, the second lock can be brought into play by moving up the catch with the thumb without altering the position of the operator's hands. By this arrangement the pitch of a screw like this of fourteen threads to the inch is reduced to one of twenty-eight, and the chance of jerking away the stone is proportionately lessened; and, although the weight and length of the handle are increased, I consider that no disadvantage, as it affords a firmer hand grasp.—ALAN REEVE MANBY, East Rudham. — *Lancet*, July 18, 1886.

No. **Lithotomy and Lithotrity Instruments,** *continued*,—

Lithotrites, *continued*,—

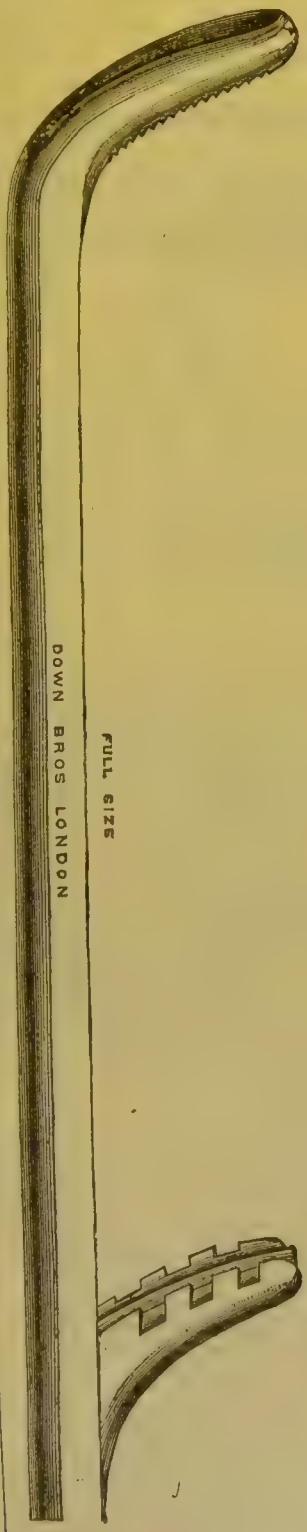

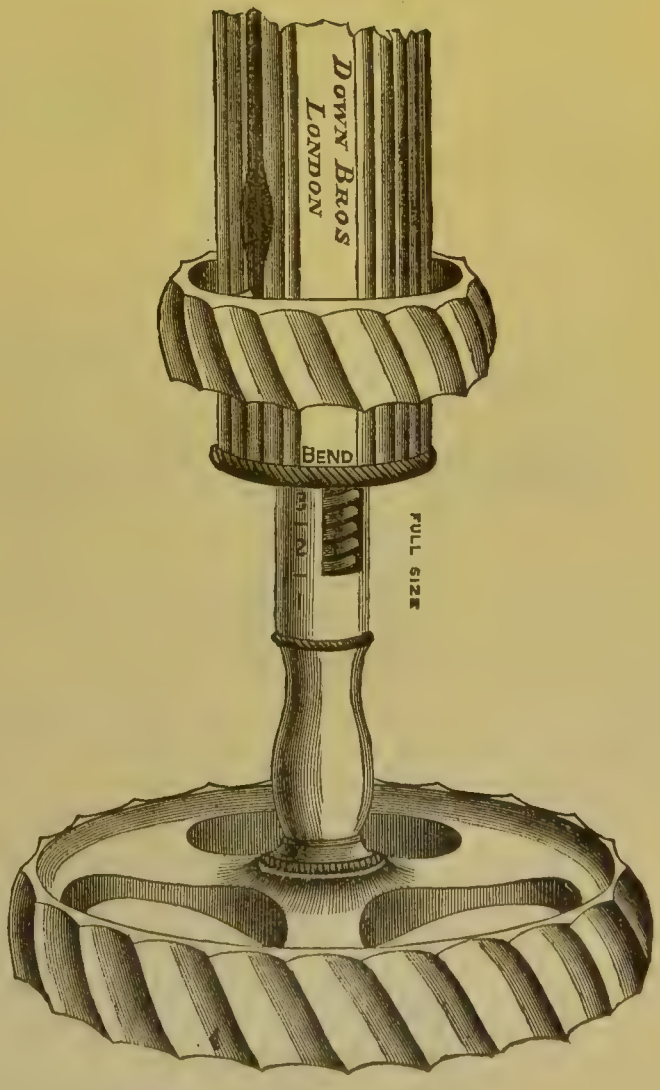

8093.

No.

Lithotomy and Lithotrity Instruments, *continued*,—

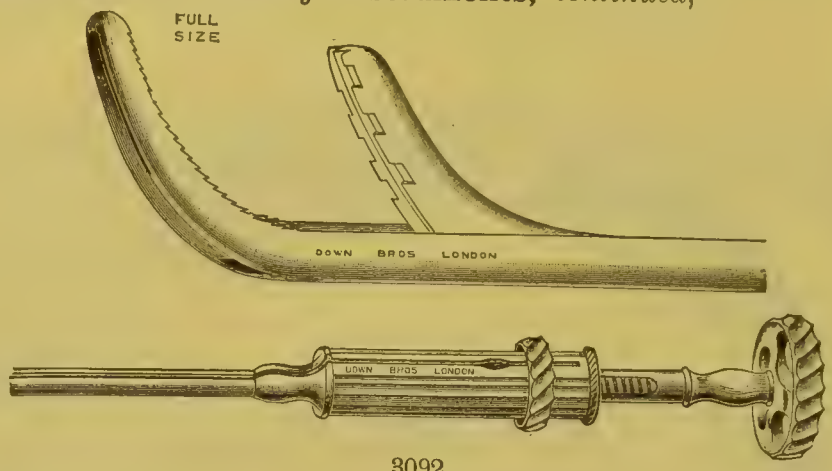

3092.

Lithotrites, *continued*,—

		£	s.	d.
3092	Milton's, with fenestrated blade, large disc handle, and annular slide, sizes, $\frac{10}{12}$, $\frac{11}{13}$, $\frac{12}{15}$, and $\frac{13}{16}$ . . . . . each	6	6	0
3093	Ditto, extra powerful, with wide grip for large stones (designed by Mr. Herbert Milton, M.R.C.S., late Principal Medical Officer, Kasr-el-Aini Hospital, Cairo) size, $\frac{14}{17}$, each	7	7	0
3094*	Ditto, for children's sizes $\frac{4}{6}$, $\frac{5}{7}$, $\frac{6}{8}$, $\frac{7}{9}$ and $\frac{8}{10}$ . . . . „	6	6	0

First as to the instruments required. The Lithotrite to deal with large stones must be very powerful, and at the same time such that the power can be discriminately and delicately applied. It must also be so constructed as to cause the least possible toil to the operator—a matter of great consideration in an operation lasting between one and two hours. I have always employed a modified Thompson's Lithotrite. The modifications have been carried out for me by Messrs. DOWN BROS., who have kindly expended great time and trouble in the work. They have produced for me instruments of the most excellent make and finish. I have seen and used lithotrites by many makers—English, American, German, French, and Italian—but have never come across any to compare with the ones they have lately made for me. The instruments I use for large stones are two. The first has a gape of two and a half inches; it is fully fenestrated, and has a comparatively short beak. It has two modifications in the handle. The wheel is much larger than usual.

This increased size of the wheel adds very considerably to the pressure which can be exerted on the stone, and also greatly increases the delicacy with which the pressure can be applied. The button which is generally employed to bring the screw action into play is replaced by a ring surrounding the handle. This ring runs very easily, and it can be pressed on by the forefinger or thumb without altering the grasp on the handle, which is made a little longer than usual. I have never yet met the stone which this instrument has not been powerful enough to crush, and I doubt very much whether such stones ever occur. I have had stones, however, too large to be seized in its grasp. I therefore had made another Lithotrite, exactly similar in construction, except that its gape is five inches—a gape sufficient for any stone ever yet met with. It was with this instrument that I crushed the stone of twelve ounces.—*The Lancet*, April 18, 1896.

* The items marked thus * are not illustrated.

No. | **Lithotomy and Lithotrity Instruments,** *continued,*—



Distal end of Lithotrite.



Distal end of male blade.

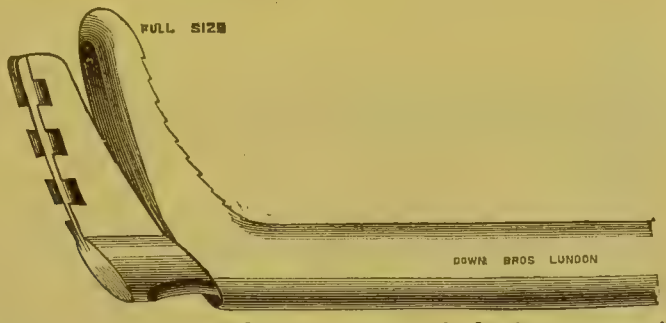

Protrusion of male blade through female during evacuation.

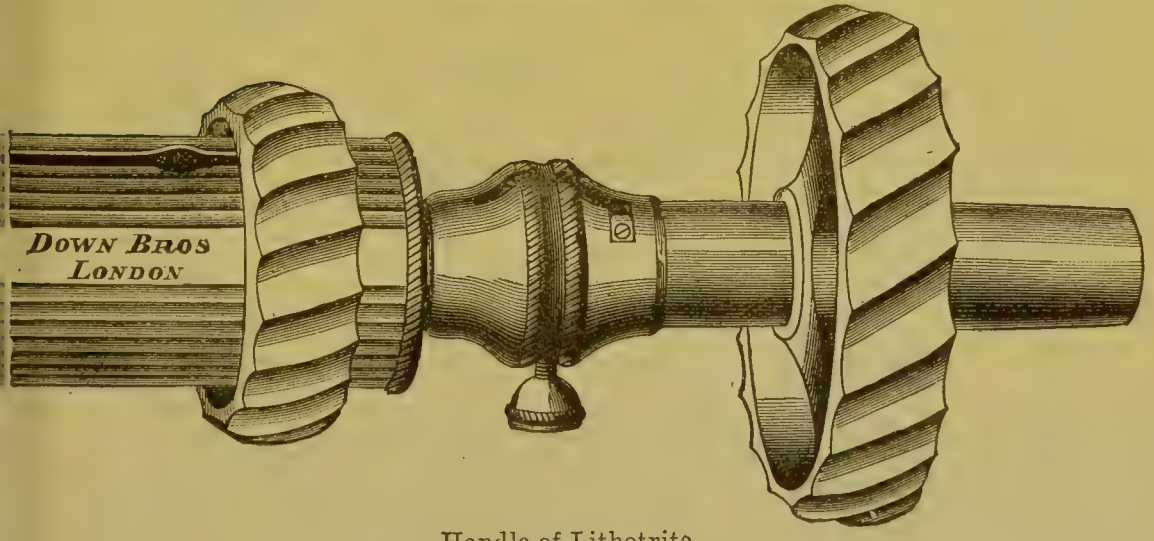

Handle of Lithotrite.

3095.

Lithotrites, *continued,*— £ *s.* *d.*

3095 Milton's Evacuation Lithotrite . . . . . each 12 12 0

In performing lithotrity I have always carried out the method recommended by Bigelow, viz., complete evacuation of the stone at a single sitting. The patient has been in all cases prepared by one day's milk diet followed by a brisk purge. The operation has always been performed under chloroform narcosis. It is quite needless for me to describe in any way the technique of this operation, which has been brought to great perfection in many parts of the world, and more especially at the hands of some of our Indian surgeons. I doubt whether any other method will or can ever give in simple cases better results than this has given, and it seems almost futile to attempt to modify it. I have, however, been induced to attempt a modification which, though unlikely to be attended by better

No.

Lithotomy and Lithotrity Instruments, *continued*,—

Lithotrites, *continued*,—

results in simple cases, may be of service in a complication to be referred to later, and may, perhaps, recommend itself to the patient and surgeon from the simplicity and ease with which it may be carried out. Bigelow's operation necessitates the introduction into the bladder of two different instruments—the lithotrite and evacuating tube. Each of these may require to be introduced several times before all the fragments are brought away. My object has been to construct a single instrument combining the functions of the two, and therefore capable of completing the operation with a single introduction. After the expenditure of much careful labour and the exercise of much ingenuity, Messrs. DOWN BROS. have manufactured for me a lithotrite which, partly, at all events, fulfils both those functions. This instrument in general shape and appearance resembles an ordinary lithotrite. The female blade is, however, hollowed out to a larger extent than usual, so as to receive the tube which is attached along the whole length of the male blade. This tube presents on its lower surface, just below the jaw of the male blade, a large opening, beyond which its end is filled up as in an aseptic catheter. The tube, continued through the centre of the screw, extends beyond the handle to receive the evacuating syringe. The male and female blades are so adjusted, that when it is desired to aspirate, the male jaw can be made to pass right through the female jaw, protruding to the extent of about four lines sufficiently to expose the eye of the male blade beyond the heel of the female. A stop situated in the handle of the instrument prevents this protrusion during such time as the instrument is being used for crushing. The reunion of the two functions of crusher and evacuator limits, as might be expected, the range of each. The instrument is of necessity weaker than an ordinary lithotrite of the same calibre. This has to a certain extent been remedied by the addition of a solid steel core, which, passing down the whole length of the tube, greatly adds to the strength of the instrument when crushing. This lithotrite is capable of crushing, and has crushed, a fairly hard calculus of 50 grammes; it must, however, always be used with great care and delicacy when dealing with such stones. The vast majority of stones, however, fall short of these dimensions, and are such as to be quite readily crushed by this instrument. It is moreover, chiefly in the case of old subjects that I think this method is likely to be most useful. When dealing with such cases it becomes of vital importance to treat the prostate as delicately as possible, and it is here that the great advantage of the single introduction will be found to lie. In these subjects, also, the stone, although apt to be large, is generally phosphatic in nature and friable, and under such circumstances the lithotrite is capable of dealing with quite large masses. As an evacuator, also, the instrument is less efficient than an evacuating tube of a similar gauge. The bore of the tube of a No. 14 evacuating lithotrite is equal only to that of a No. 11 or No. 12 catheter. The operation is necessarily, therefore, more prolonged, as the fragments must be broken up more finely. The instrument has, however, advantages which I think more than counter-balance these drawbacks. The single introduction which alone is necessary greatly diminishes the injury done to the urethra and prostate. In a healthy adult this has not the same importance as in an old man suffering from a large prostate. It is, however, especially in the latter class of cases that lithotrity becomes attended with danger, and it is in these cases that I think the modification is most likely to be of use. Secondly, it enables the operation to be made without anæsthesia where there is no special difficulty, and where the patient prefers to avoid the administration of an anæsthetic. It must be limited further to cases in which the stone is small and easily friable.—*The Lancet*, April 18, 1896.

Lithotomy and Lithotrity Instruments, *continued*,—

No. $\frac{1}{3}$Sc

Lithotrites, *continued*,—



3096.

		£	s.	d.
3096	Ronaldson Clark's, sizes $\frac{10}{12}$, $\frac{11}{13\frac{1}{2}}$, $\frac{12}{15}$ and $\frac{13}{16}$ . . . each	7	0	0

This Instrument, suggested by Dr. Ronaldson Clark, Civil Surgeon, Umballa, is a combination of Thompson's fenestrated blade, with Bigelow's handle and Milton's ring slide locking arrangement.

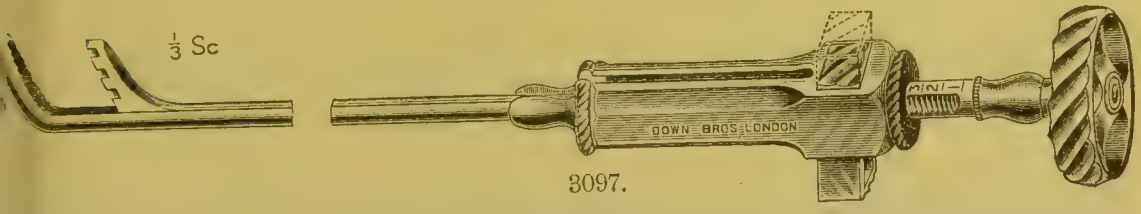

3097.

		£	s.	d.
3097	Teevan's, with Milton's circular disc handle, and modified square grip, giving a firm hold . . . each	7	7	0

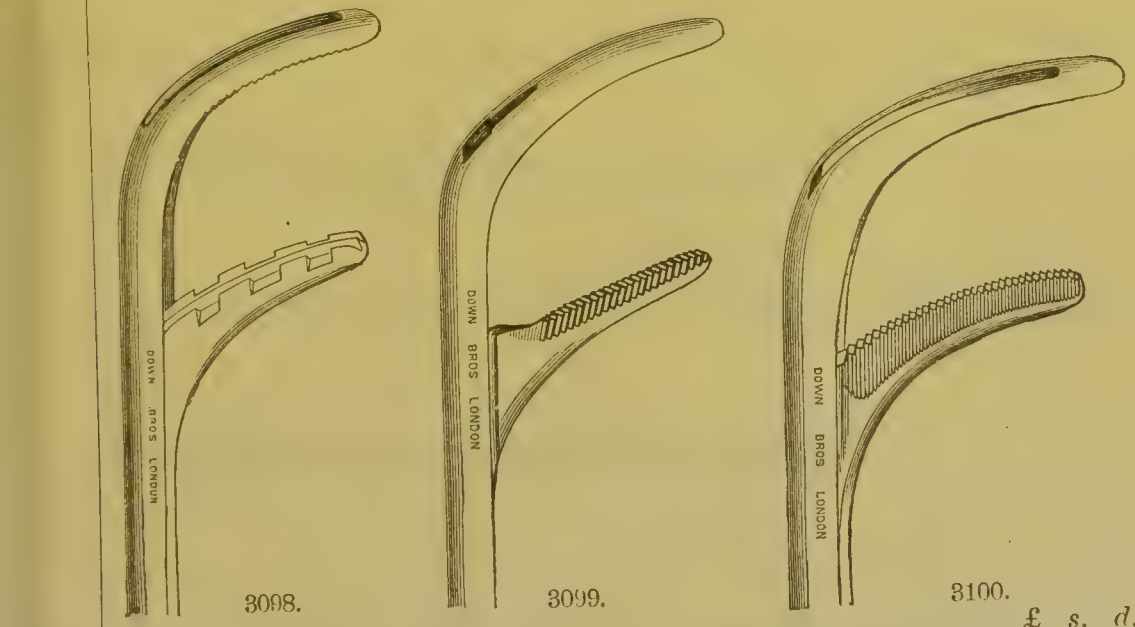

3098. 3099. 3100.

		£	s.	d.
3098	Thompson's Fenestrated, sizes, $\frac{10}{12}$, $\frac{11}{13\frac{1}{2}}$, $\frac{12}{15}$, and $\frac{13}{16}$ . . each	5	10	0
3099	Ditto, flat wedge shape, for crushing fragments . . ,,	5	10	0
3100	Ditto, most powerful, for hard stones . . . . ,,	6	6	0



3101.

Fig. 3101 represents the form of handle supplied with Thompson's Lithotrites, unless otherwise ordered. They can be made to order fitted with Milton's disc handle or Bigelow's handle.

No. **Lithotomy and Lithotrity Instruments,** *continued,*—

£ s. d.



3102.

Lithotrites, *continued,*—

3102 Children's (Thompson's model, with fenestrated blade, as recommended by Dr. Keegan), sizes, $\frac{4}{6}$, $\frac{5}{7}$, $\frac{6}{8}$, $\frac{7}{9}$, and $\frac{8}{10}$ each 5 10 0

3094* Ditto, Milton's, with Annular Slide and disc handle, sizes, $\frac{4}{6}$, $\frac{5}{7}$, $\frac{6}{8}$, $\frac{7}{9}$, and $\frac{8}{10}$ . . . . . each 6 6 0



3103.

3103 Children's, plain slide action, for soft calculi . . . each 2 15 0



3104.

Sounds, Female, nickel plated,—

3104 With flat handle, 5 sizes, 4, 6, 8, 10 and 12 . . . each 0 3 3



3105.

3105 With barrel handle, 4 sizes, 4, 6, 8 and 10 . . . each 0 5 6



3106.

Sounds, Male, nickel plated,—

3106 Buckston Browne's, 2 sizes, for children and adults . . each 0 6 6

* The items marked thus * are not illustrated.

No.

Lithotomy and Lithotrity Instruments, *continued*,—

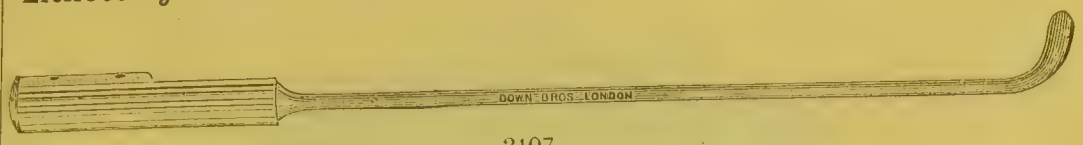

3107.

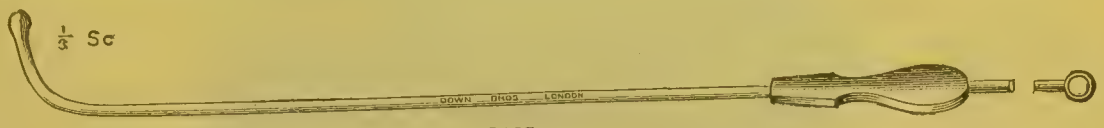

3108.



3109



3110.

Sounds, Male, nickel plated, *continued*,—

		£	*s.*	*d.*
3107	Clutton's, 10 sizes, Nos. 3 to 12 . . . . . each	0	7	6
3108	Erichsen's, hollow, size No. 8 . . . . . „	0	8	6
3109	Fergusson's, 4 sizes, Nos. 4, 6, 8 and 10 . . . . „	0	4	6
3110	Mercier's, bulbous, 10 sizes, Nos. 3 to 12 . . . . „	0	4	6



3111.

3111	Thompson's latest model, with flattened blade, 2 sizes, for children and adults . . . . . each	0	7	6



3112.



3113.

3112	Thompson's, hollow, graduated, for gauging size of stone, 2 sizes, Nos. 4 and 8 . . . . . each	0	9	6
3113	Ditto, ditto, with Stopcock, 2 sizes, Nos. 4 and 8 . . „	0	12	6

No.

Midwifery Instruments.



No.		£	s.	d.
	Midwifery Bags and Pouches, etc., fitted with nickel-plated Instruments, with Aseptic metal handles,—			
3114	**Pouch.** Containing Barnes' Long Forceps, Simpson's Craniotomy Forceps, Perforator, Blunt Hook and Crotchet, Elastic Gum Catheter, and Frænum Scissors	3	8	6
	The Pouch only, without Instruments . . . . . each	0	10	0



3115.

3115	**The "G.P.,"** fitted with removable sterilizable lining. Containing Barnes' Long Forceps with Simpson's handles, Simpson's Craniotomy Forceps, Denman's Perforator, Blunt Hook and Crotchet, Frænum Scissors, metal Female Catheter, three 1-oz. Stoppered Bottles in metal cases and spring-top Drop Bottle	4	5	6

No.	Midwifery Instruments, *continued*,—	£	s.	d.



3116.

Midwifery Bags and Pouches, etc., fitted with nickel-plated Instruments, with Aseptic metal handles, *continued*,—

3116	The Bag only, with removable lining, cowhide or morocco, each	0	13	6
3117*	Ditto, ditto, 1-in. longer, to take Cephalotribe . . „	0	15	6
3118*	The Bag only, made of kharki throughout . . . „	0	15	0
3119*	**The "G.P.,"** large size, fitted with removable sterilizable lining. Containing Barnes' Long Forceps with Simpson's handles; Simpson's Craniotomy Forceps, Denman's Perforator, Blunt Hook and Crotchet forged out of solid, Frænum Scissors, Set Barnes' Hydrostatic Dilators and Syringe for injecting perchloride of iron, Skinner's light pattern Chloroform Mask and Spring-top Drop Bottle, metal Female Catheter, and three 2-oz. Stoppered Bottles in metal cases	5	10	0
3120*	The Bag only, with removable lining, cowhide or morocco, each	0	17	6
3121*	Ditto, ditto, 1-in. longer, to take Cephalotribe . . „	0	19	6



3122.

3122	**The "G.P.,"** extra large size, fitted with removable sterilizable lining. Containing Barnes' Long Forceps			

* The items marked thus * are not illustrated.

No. **Midwifery Instruments,** *continued,—*

£ s. d.

Midwifery Bags and Pouches, etc., fitted with nickel-plated Instruments, with Aseptic metal handles, *continued,—*

with Simpson's handles; Simpson's Improved Craniotomy Forceps, Denman's Perforator, Blunt Hook and Crotchet, solid forged; Frænum Scissors, Set Barnes' Improved pattern Hydrostatic Dilators and Syringe for injecting perchloride of iron, Skinner's light pattern Chloroform Mask, Spring-top Drop Bottle, Budin's Metal double-channel Tube, metal Female Catheter, four 2-oz. Stoppered Bottles and Pot for vaseline in metal cases, and Bottle Mercurial Pellets 6 5 0

3123* The Bag only, with removable lining, cowhide or morocco each 1 1 0



3124.

3124 **Barnes' Midwifery Bag.** Containing Barnes' Long Forceps, Barnes' Craniotomy Forceps, Barnes' small Blunt Hook, Crotchet and large Blunt Hook, Holmes' Perforator, Membrane Perforator, Set Barnes' Hydrostatic Dilators, with Introducer and Syringe for injecting perchloride of iron; Skinner's light pattern Chloroform Mask, Spring-top Drop Bottle, metal Female Catheter, Frænum Scissors, and 6 Stoppered Bottles 9 10 0

USEFUL ADDITIONS:—Cephalotribe, Needle for Ruptured Perineum, Saline Infusion Apparatus, Champetier de Ribes' Bag, and india-rubber Gloves.

* The items marked thus * are not illustrated.

No. **Midwifery Instruments,** *continued,—*

£ s. d.



3125.

Midwifery Bags and Pouches, etc., fitted with nickel-plated Instruments, with Aseptic metal handles, *continued,—*

3125 The Bag only (Barnes'), without Instruments, morocco . . 3 3 0



3127.

3126* **Down Bros.' "Desideratum,"** small size, with removable sterilizable lining. Containing Barnes' Midwifery Forceps with Simpson's handles, Simpson's Improved Craniotomy Forceps, Denman's Perforator, Blunt Hook and Crotchet, solid forged; Frænum Scissors, metal Female Catheter, three 2-oz. Stoppered Bottles in metal cases, Tube Boric Jelly, Bottle Mercurial Pellets, and Spring-stoppered Drop Bottle; complete 5 13 0

* The items marked thus * are not illustrated.

No.		£	s.	d.
	Midwifery Instruments, *continued,*—			
	Midwifery Bags and Pouches, etc., fitted with nickel-plated Instruments, with Aseptic metal handles, *continued,*—			
3127	**Down Bros.' "Desideratum,"** large size, with removable sterilizable lining. Containing Barnes' Midwifery Forceps with Simpson's handles, Simpson's Improved Craniotomy Forceps, solid forged Blunt Hook and Crotchet, Denman's Perforator, Frænum Scissors, Fowler's Needle for Ruptured Perineum, metal Female Catheter, Budin's Tube for washing out Uterus, Galabin's Bougie for inducing premature labour, Skinner's light pattern Chloroform Mask, Rodman's Drop Bottle, four 2-oz. Stoppered Bottles in metal cases, Tube Boric Jelly, Bottle Mercurial Pellets, Bottle containing 3 sizes Carbolized Silk on spools; complete	6	19	0
	USEFUL ADDITIONS:—Cephalotribe, Saline Infusion Apparatus, Barnes' Hydrostatic Dilators, Champetier de Ribes' Bag and india-rubber Gloves.			
3128*	**"Desideratum" Bags,** empty, with removable lining, small size, 16 × 5½ × 7½ in. . . . . each	1	17	6
3129*	Ditto, ditto, large size, 16 × 6 × 10 in. . . . . „	2	2	0

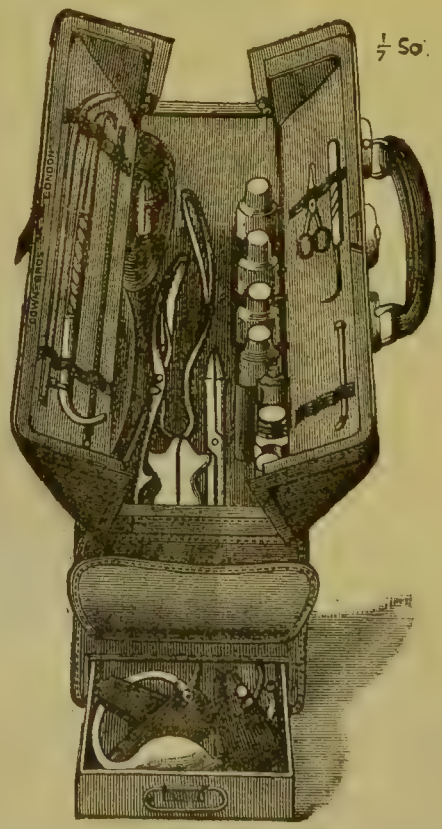

3131.

3130* **Down Bros.' Improved "Desideratum,"** with japanned tin pull-out drawer, small size, fitted with removable steri-

* The items marked thus * are not illustrated.

No. **Midwifery Instruments,** *continued,*—

£ s. d.

Midwifery Bags and Pouches, etc., fitted with nickel-plated Instruments, with Aseptic metal handles, *continued,*—

lizable lining. Containing Barnes' Midwifery Forceps with Simpson's handles, Simpson's Craniotomy Forceps, Denman's Perforator, solid forged Blunt Hook and Crotchet, and Frænum Scissors, metal Female Catheter, 3 2-oz. Stoppered Bottles in metal cases, Tube Boric Jelly, Bottle Mercurial Pellets, and Spring-topped Drop Bottle; complete 6 5 6

3131 **Down Bros.' Improved "Desideratum,"** with japanned tin pull-out drawer, large size, fitted with removable sterilizable lining. Containing Barnes' Midwifery Forceps with Simpson's handles, Simpson's Improved Craniotomy Forceps, solid forged Blunt Hook and Crotchet, Denman's Perforator, Frænum Scissors, Fowler's Needle for Ruptured Perineum, metal Female Catheter, Budin's Tube for washing out Uterus, Galabin's Bougie for inducing premature labour, Set Barnes' improved (Steele's) Hydrostatic Dilators, Skinner's Chloroform Mask, Rodman's Drop Bottle, four 2-oz. Stoppered Bottles in metal cases, Tube Boric Jelly, Bottle Mercurial Pellets, Bottle Carbolized Silk; complete 8 7 6

USEFUL ADDITIONS:—Cephalotribe, Saline Infusion Apparatus, Champetier de Ribes' Bag and india-rubber Gloves.

3132* **Improved "Desideratum" Bags,** empty, with japanned tin pull-out drawer and removable lining, small size, inside $15 \times 5\frac{1}{2} \times 7\frac{1}{2}$ 2 10 0

3133* Ditto, ditto, ditto, large size, inside $16 \times 6 \times 10$ . . . 2 15 0

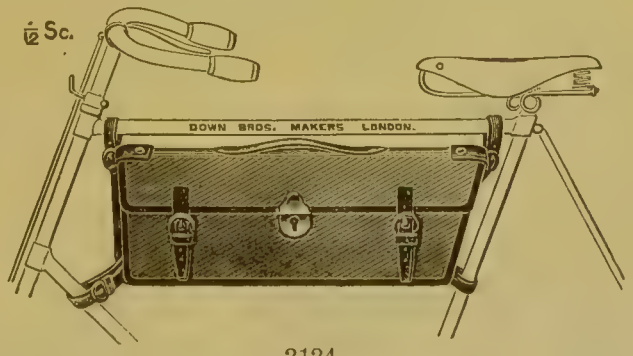

3134.

3134 **Small Bicycle Bag.** Cowhide, fitted with removable sterilizable lining, containing Barnes' Forceps with Simpson's handles, Simpson's Craniotomy Forceps, Denman's Perforator, Blunt Hook and Crotchet, solid forged; metal Female Catheter, Frænum Scissors, Schimmelbusch's Chloroform Mask, Spring-top Chloroform Drop Bottle in case, three 1-oz. Stoppered Bottles in metal cases, and Tube of Boric Jelly 4 15 6

The Cowhide Bicycle Bag only, with removable lining . . 0 19 0

Ditto, ditto, with brown waterproof cover 1 7 0

* The items marked thus * are not illustrated.

No. **Midwifery Instruments,** *continued,—* £ s. d.



3135.

Midwifery Bags and Pouches, etc., fitted with nickel-plated Instruments, with Aseptic metal handles, *continued,—*

3135 **Large Bicycle Bag.** Cowhide, fitted with removable sterilizable lining, containing Barnes' Forceps with Simpson's handles, Simpson's Improved Craniotomy Forceps, Denman's Perforator, Blunt Hook and Crotchet, solid forged; Set of Barnes' Improved pattern (Steele's) Hydrostatic Dilators, with Syringe for injecting perchloride of iron; Budin's metal double-channel Tube, metal Female Catheter, Frænum Scissors, Schimmelbusch's Chloroform Mask, Spring-top Drop Bottle, three 1-oz. Stoppered Bottles in metal cases, Tube Boric Jelly, and Bottle of Mercurial Pellets 6 15 6

The Bicycle Bag only, with removable lining 1 12 0

Midwife's Bags, to comply with New Act (*see pages* 1337–1338).

Antiseptics to carry in Bag,—

Boric, Eucalyptol, and Thymol Jelly, in tubes . .	per tube	0	0	9
Carbolic Soap, small tablets, in boxes of 12 . .	per box	0	1	6
Ditto, large, 1*s.* size, in metal boxes . . .	per doz.	0	9	6
Carbolized Vaseline, per 1-oz. jar	each	0	0	5
Corrosive Sublimate Tablets, bottles containing 25, each, 1*s.*; 100		0	2	6
Celluloid Cases for ditto, for carrying in bag . .	each	0	2	0
Mercuric Potassium Iodide, Soloids	per bottle	0	1	6

Pocket Midwifery Cases,—

3136* Containing 3 Corked Bottles, with ivory tops, Minim Measure, elastic gum Female Catheter with silver Stopcock, and Frænum Scissors . . . . . each 0 13 0

3137* Containing 3 Cut Stoppered Bottles, Minim Measure, silver Sliding Female Catheter, Blundell's silver Trachea Tube, and Frænum Scissors . . . . . each 1 2 0

* The items marked thus * are not illustrated.

No. **Midwifery Instruments,** *continued,*—

£ s. d.

Bottles, Stoppered, in boxwood cases (*see page* 1396).



3138.



3139.

Bottles, Stoppered, in metal cases, for Midwifery Bags, etc.,—

3138 With Spring in Cap (7 sizes),—

	¾ oz.	1 oz.	2 oz.	4½ oz.	6¼ oz.	9 oz.	10½ oz.
Each	1*s.* 3*d.*	1*s.* 6*d.*	1*s.* 9*d.*	2*s.* 3*d.*	2*s.* 6*d.*	3*s.*	4*s.* 6*d.*

3139 Improved shape, globe tops, spring in bottom (2 sizes only),—

	1¼ oz.	3 oz.
Each	2*s.* 6*d.*	3*s.*

*3139*a* **Pots, Glass, Vaseline in boxwood cases,** tall . each 0 1 6



3139*b*.

3139*b* **Pots, Glass, Vaseline in metal cases,**—

				£	s.	d.
No. 1.	Inside diameter 1⅞ in.	. . . . .	each	0	1	6
No. 2.	„ „ 2¼ in.	. . . . .	„	0	1	9
No. 3.	„ „ 2½ in.	. . . . .	„	0	2	0
No. 4.	„ „ 3 in.	. . . . .	„	0	2	6

*3139*c* **Pot, Porcelain, Vaseline in metal box,** size 3 × 1 in. each 0 2 3

* The items marked thus * are not illustrated.

No. **Midwifery Instruments,** *continued,*—

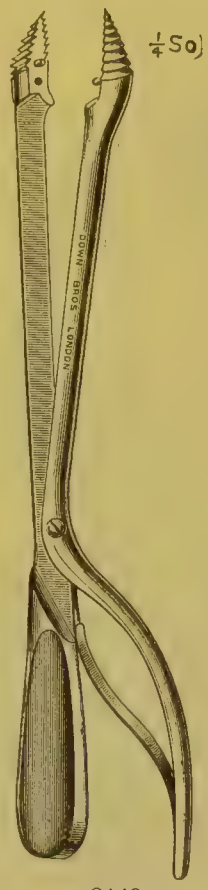

3140.

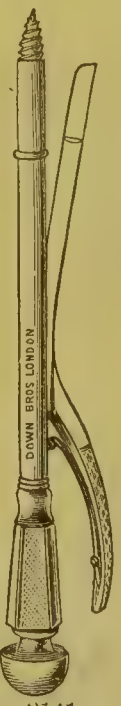

3141.

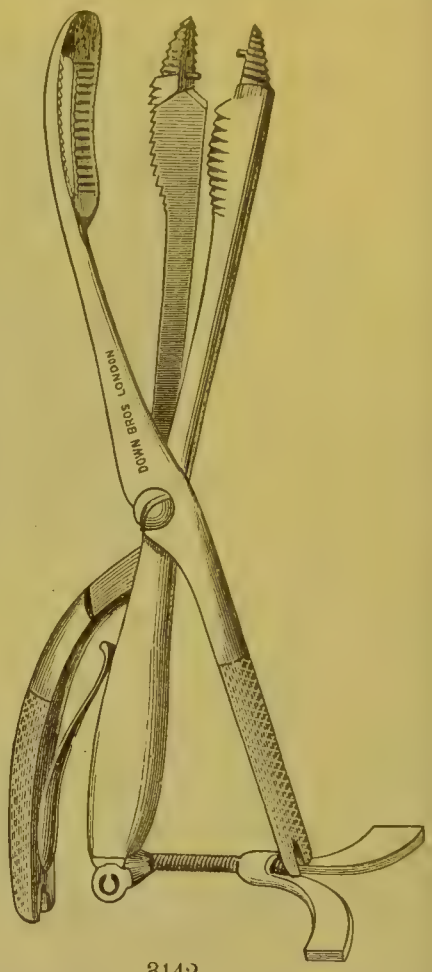

3142.

Basilysts, with metal handles, nickel plated,—

		£	*s.*	*d.*
3140	Simpson's . . . . . each	1	14	0
3141	Ditto, with cutting blade . . . . . „	1	8	0
3142	Ditto, with Tractor . . . . . „	3	7	6



3143.



3144.

Blunt Hooks, with Aseptic metal handles, nickel plated,—

3143	With cross handle . . . . . each	0	7	6
3144	Braxton Hicks', German silver, capable of being bent, with cross handle . . . . . each	0	10	0

No. **Midwifery Instruments,** *continued,*—



3145.



3146.

Blunt Hooks, with Aseptic metal handles, nickel plated, *continued,*— £ *s.* *d.*

3145 Barnes' small . . . . . each 0 6 6
3146 Large . . . . . „ 0 6 6

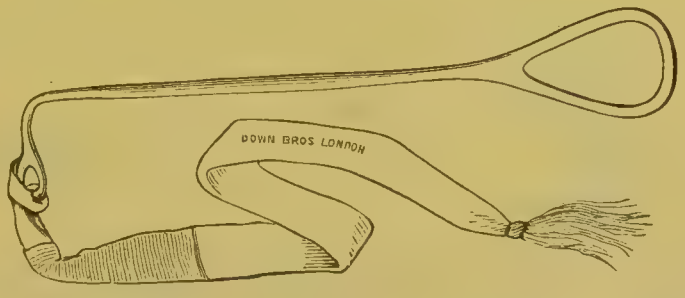

3147.

3147 Lazerovitch's, with tape . . . . . each 0 6 6



3148.

3148 Targett's. . . . . each 0 8 6



3149.

Blunt Hooks with Crotchets, nickel plated,—

3149 Forged entirely out of solid steel . . . . . each 0 5 6

No. **Midwifery Instruments,** *continued,*— £ s. d.

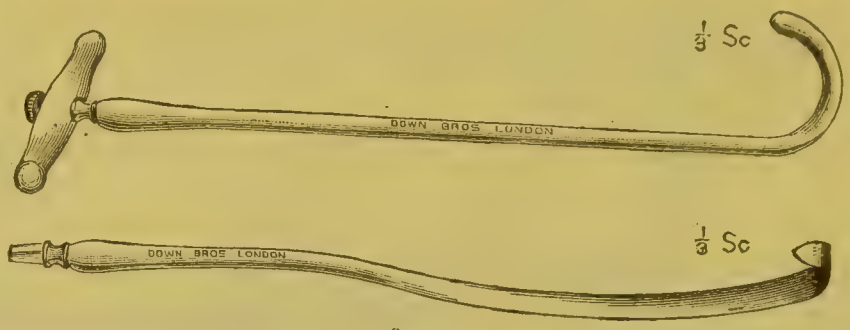

3150.

Blunt Hooks, with Crotchets, nickel plated, *continued,*—

3150 With metal cross handle . . . . . each 0 10 0

3151* Ditto, with set of 2 blunt hooks (small and large). per set 0 12 6



3152.

Crotchets, with Aseptic metal handles, nickel plated,—

3152 With cross handle . . . . . each 0 7 6

3153* Davis's, guarded . . . . . „ 1 1 0

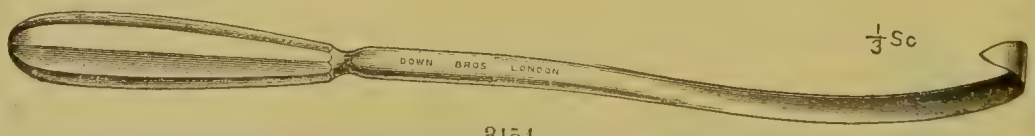

3154.

3154 With straight handle . . . . . each 0 6 6



3155.

Catheters, Female,—

3155 Plain, in nickel silver . . . . . each 0 1 0

* The items marked thus * are not illustrated.

No. **Midwifery Instruments,** *continued,*—



3156.

		£	s.	d.
	Catheters, Female, *continued,*—			
3156	Celluloid, with solid end . . . . . per doz.	0	12	0
3157*	Elastic Gum, double web . . . . . ,,	0	7	6



3158.

3158	Elastic Gum, with silver Stopcock . . . . . each	0	4	6



3159.



3160.



3160*a*.

3159	Glass, straight . . . . . per doz.	0	2	0
3160	Ditto, curved . . . . . ,,	0	3	0
3160*a*	Ditto, self-retaining . . . . . ,,	0	5	0



3161.

3161	Plated, telescopic, with Stopcock . . . . . each	0	3	9



3162.

3162	Rotunda Hospital pattern, nickel plated . . . . each	0	2	3

* The items marked thus * are not illustrated.

No.

Midwifery Instruments, *continued,*—

Catheters, Female, *continued,*— £ *s.* *d.*



3163.



3164.



3165.

3163	Silver, hall-marked, with solid end	each	0	4 6
3164	Ditto, ditto, telescopic	„	0	5 6
3165	Ditto, ditto, ditto, with Stopcock	„	0	6 6



3166.

3166	Sims' Sigmoid, silver	each	0	5 6
3167*	Ditto, vulcanite	„	0	3 0



3168.

3168	Skene's, vulcanite (known also as Percy Boulton's) .	each	0	2 6

* The items marked thus * are not illustrated.

No.

Midwifery Instruments, *continued*,—

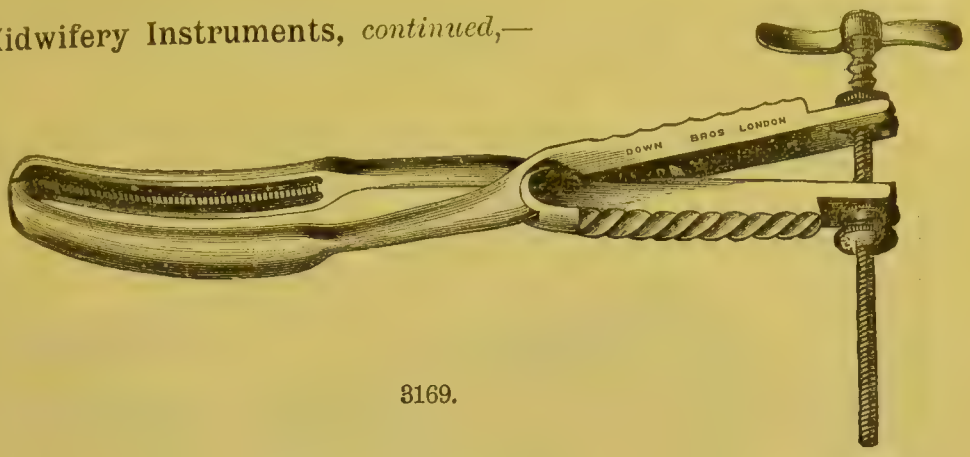

3169.

		£	s.	d.
3169	**Cephalotribes, nickel plated,—**			
	Braxton Hicks' . . . . . each	2	6	0

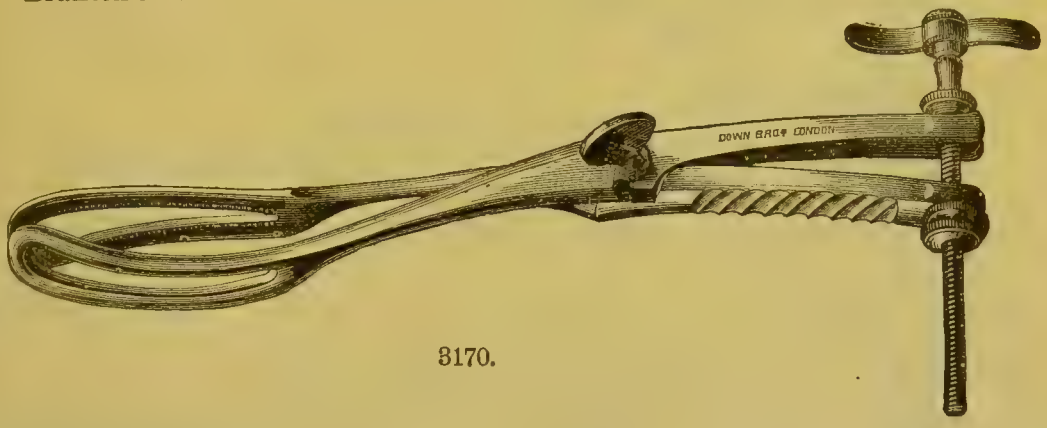

3170.

3170	Fancourt Barnes' . . . . . each	2	6	0
3171*	Kidd's . . . . . ,,	1	10	0

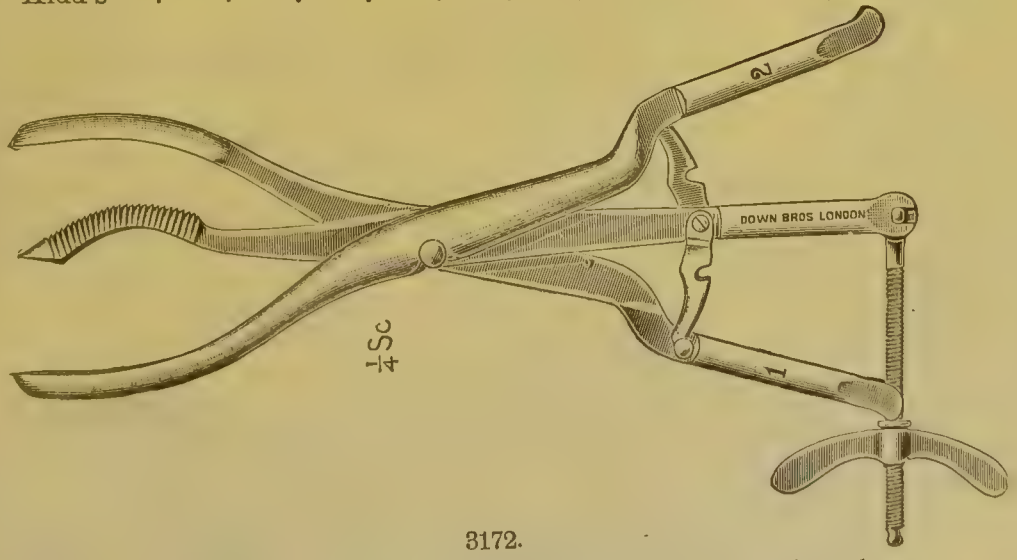

3172.

3172	**Combined Cranioclast and Cephalotribe, nickel plated,—**			
	Winter's . . . . . each	3	18	6

The central blade is first introduced, then the anterior blade, which forms with the central blade a Cranioclast. If further compression is required

* The items marked thus * are not illustrated.

No.

Midwifery Instruments, *continued*,—

Combined Cranioclast and Cephalotribe, nickel plated, *continued*,—

the third blade is introduced. The great advantage which this Instrument possesses is, that the head can be crushed without any fear of the cephalotribe slipping, as it is held firmly by the previously applied Cranioclast.—*Dr. Jellett's Practice of Midwifery.*

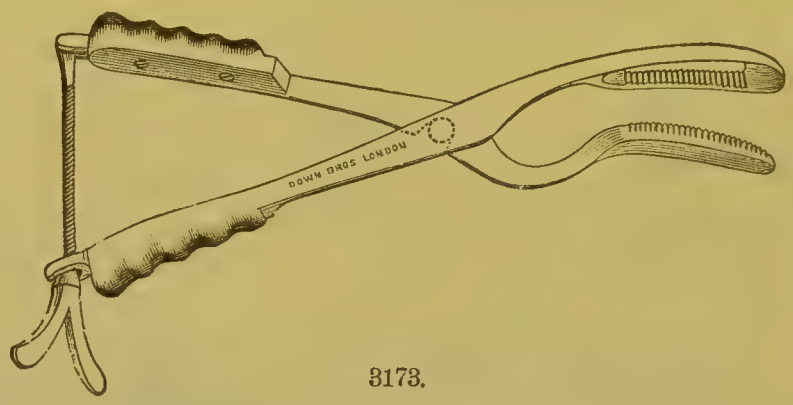

3173.

		£	s.	d.
	Craniotomy Forceps, with metal handles, nickel plated,—			
3173	Barnes' . . . . . each	1	10	0

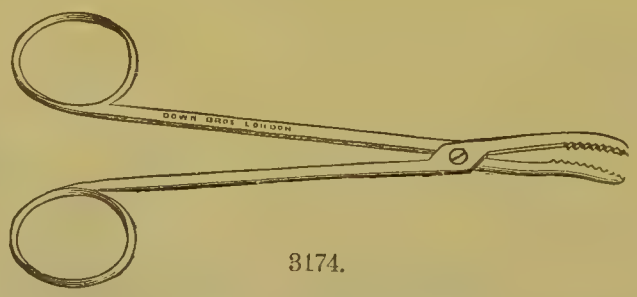

3174.

3174	Churchill's . . . . . each	0	8	6

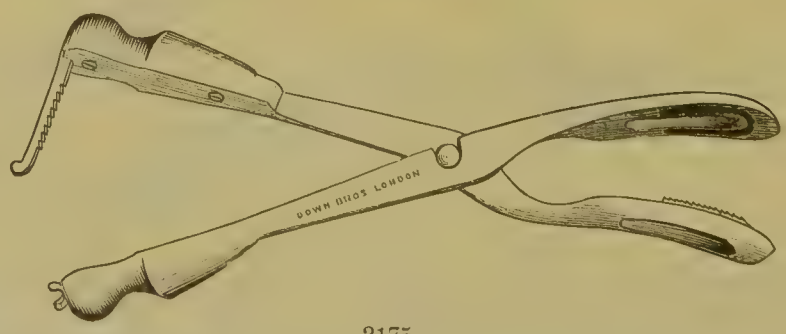

3175.

3175	Hall Davis's . . . . . each	1	10	6

No. **Midwifery Instruments,** *continued,*— £ s. d.

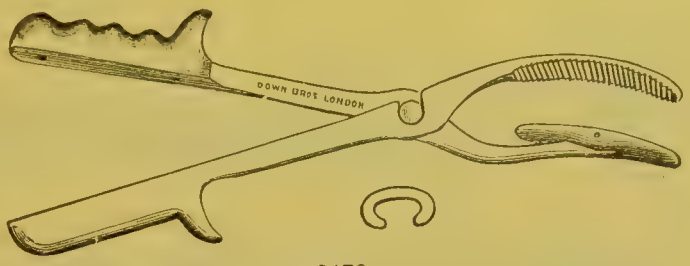

3176.

Craniotomy Forceps, with metal handles, nickel plated, *continued,*—

3176 Matthew's . . . . . each 1 13 0

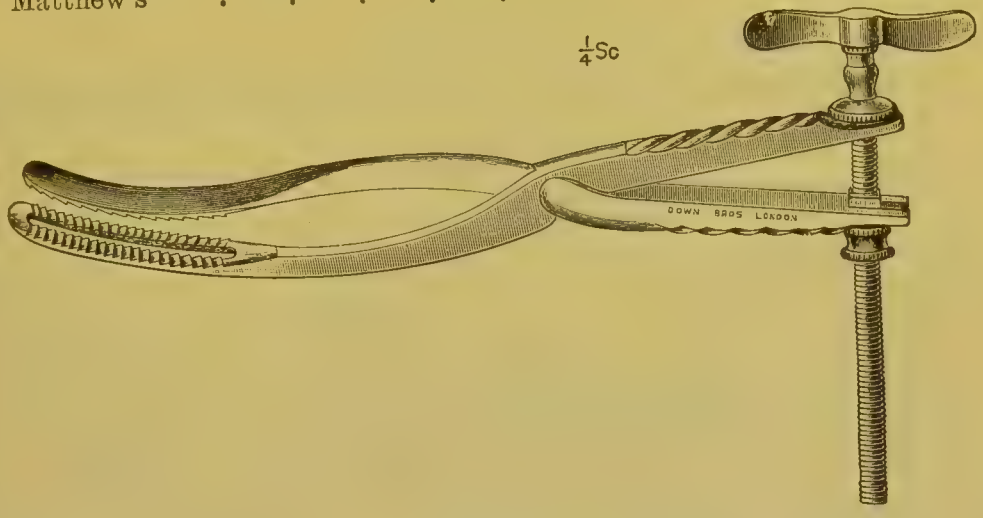

3177.

3177 Roper's . . . . . each 2 0 0

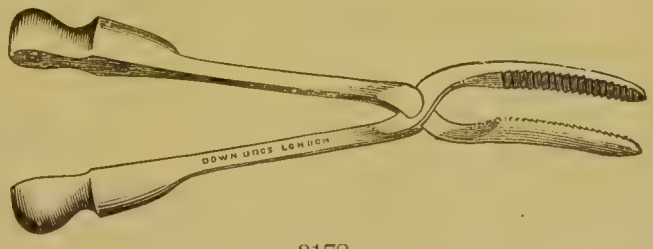

3178.

3178 Simpson's . . . . . each 1 4 0



3179.

3179 Simpson's Improved . . . . . each 1 5 0

No. **Midwifery Instruments,** *continued,*—



3180.

Decapitators, with Aseptic metal handles, nickel plated,—

		£	s.	d.
3180	Galabin's . . . . . each	0	13	0



3181.

3181	Braun's hook . . . . . each	0	9	0



3182.



3183.

3182	Lever's . . . . . each	0	9	0
3183	Ramsbotham's . . . . . ,,	0	9	0



3184.

3184	Targett's . . . . . each	0	12	0

No. | **Midwifery Instruments,** *continued,*—

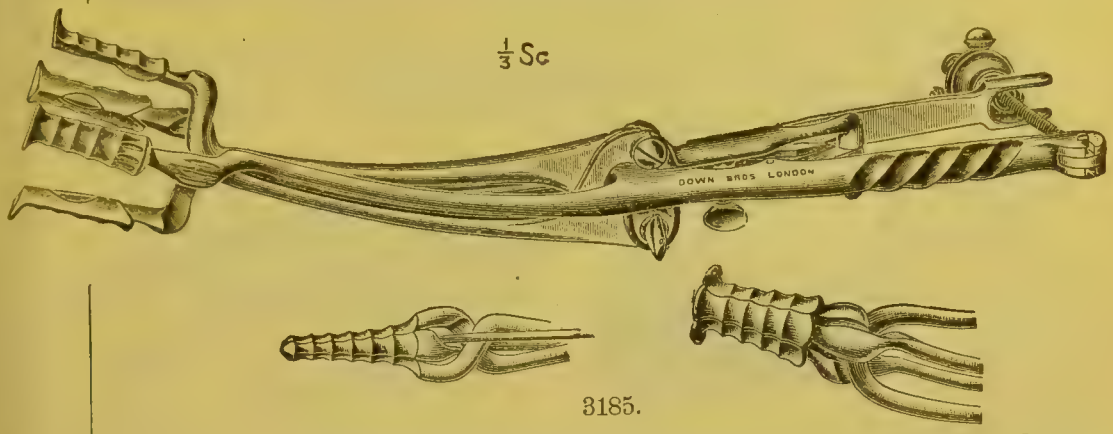

3185.

Dilators for the Cervix, nickel plated,— £ *s.* *d.*

3185 | Bossi's improved pattern, to take apart . . . . each 5 5 0

This instrument, designed by Professor L. M. Bossi, of Genoa, is favourably referred to in the *Lancet* of March 1, 1902, and *British Journal of Obstetrics and Gynaecology*, February, 1903, etc., etc.

Its advantages over hydrostatic dilators are said to be independence of any preliminary dilatation, certain asepsis, rapidity.

Leopold reports 17 cases in which dilatation was secured in an average of 20 to 30 minutes; 12 were cases of eclampsia, which recovered.

Lederer reports 10 cases:—

Placenta praevia . .	1.
Rigid cervix . . .	2.
Phthisis	1.
Eclampsia	5.
Premature induction . .	1.

Four of the cases of eclampsia recovered. The special field for the dilator is considered to be eclampsia.

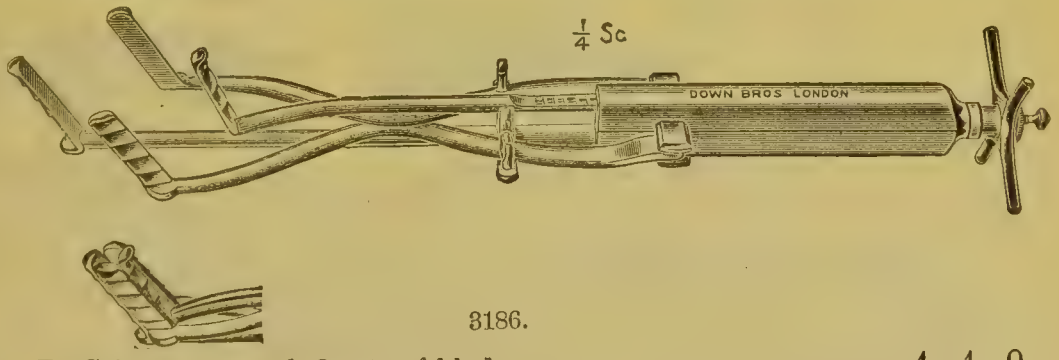

3186.

3186 | De Seigneux's, with 2 sets of blades 4 4 0

3187* | Ditto, with 4 sets of blades 5 15 0

Dr. De Seigneux now considers 2 sets of blades all that is necessary.

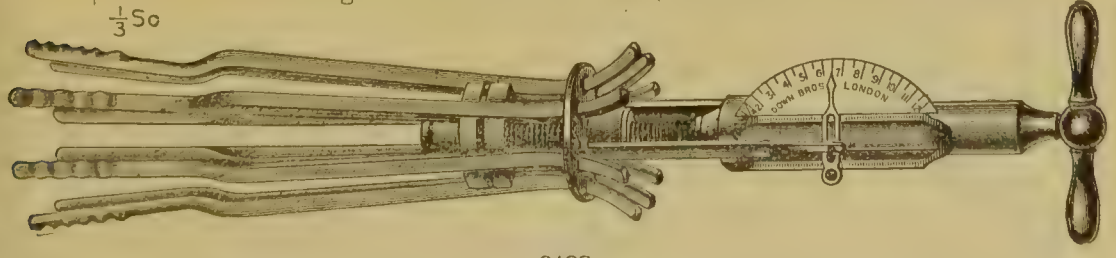

3188.

3188 | Frommer's, 8 bladed . . . . . each 5 5 0

* The items marked thus * are not illustrated.

No.

Midwifery Instruments, *continued*,—

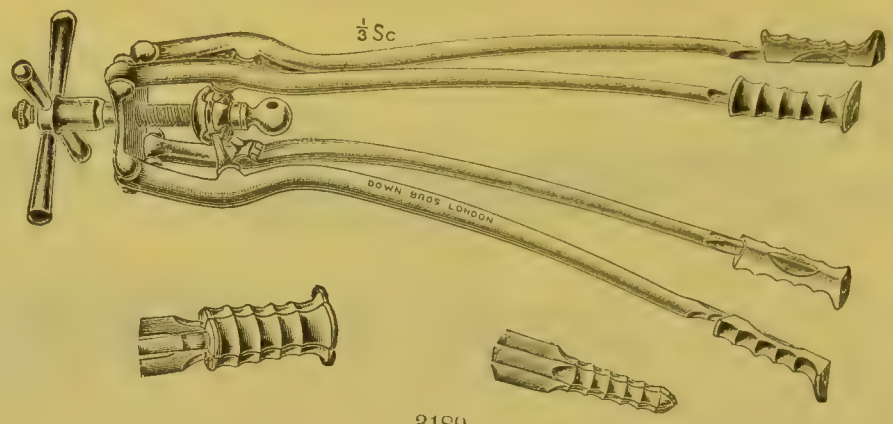

3189.

£ s. d.

Dilators for the Cervix, nickel plated, *continued*,—

3189 Preiss' . . . . . each 3 10 0

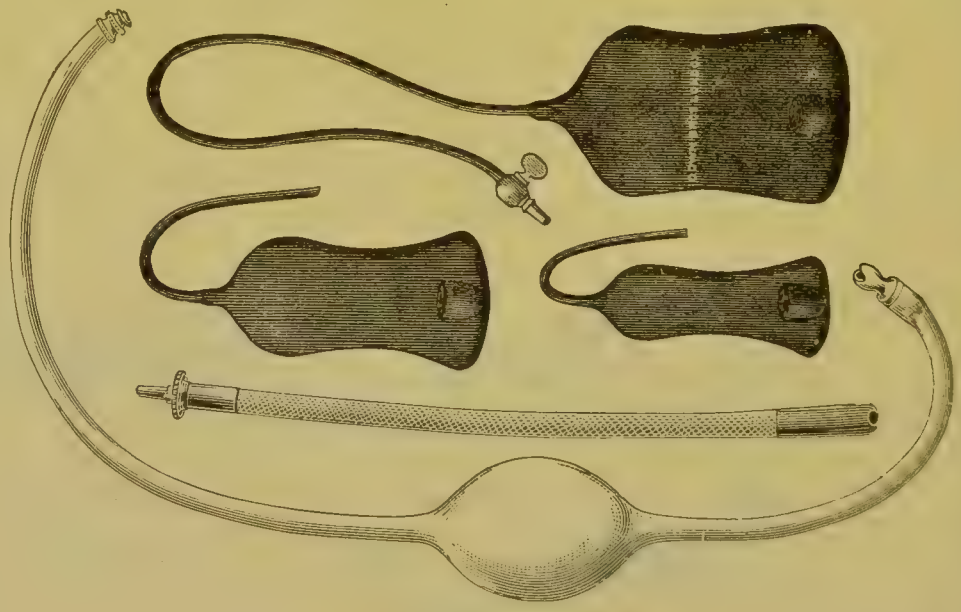

3190.

Hydrostatic Dilators,—

3190 Barnes', the set of 3, with Stopcocks and Syringe and Pipe . 0 16 0

3191* Ditto, the set complete, with Bottle in mahogany case . 1 4 0

Separate prices: Dilating Bags, 2s. 3d. each; Stopcocks, 1s. 6d. each; Syringe with pipe, 4s. 9d.

* The items marked thus * are not illustrated.

No.

Midwifery Instruments, *continued,*—

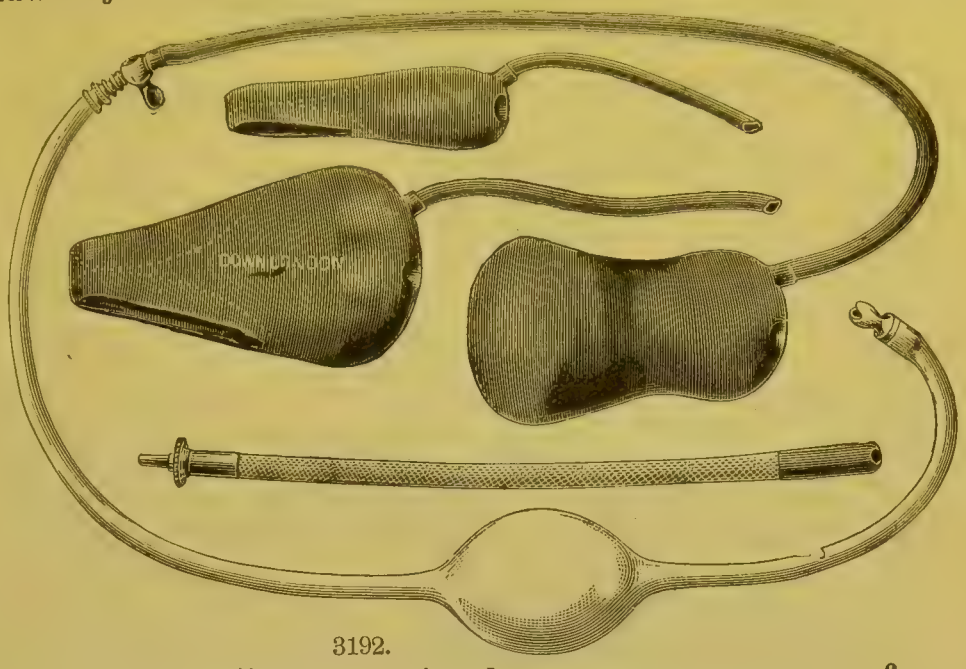

3192.

		£	s.	d.
	Hydrostatic Dilators, *continued,*—			
3192	Steele's modification of Barnes', the set of 3, with Stopcocks and Syringe and Pipe	0	17	6
3193*	Ditto, the set complete, with Bottle in case . . .	1	5	6

Separate prices: The Dilators, 2s. 9d. each; Stopcocks, 1s. 6d. each; Syringe and pipe, 4s. 9d.

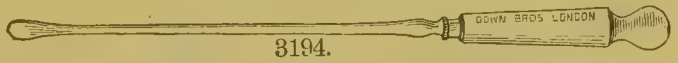

3194.

3194	Introducer, Barnes', for use with above, with metal handle each	0	6	0

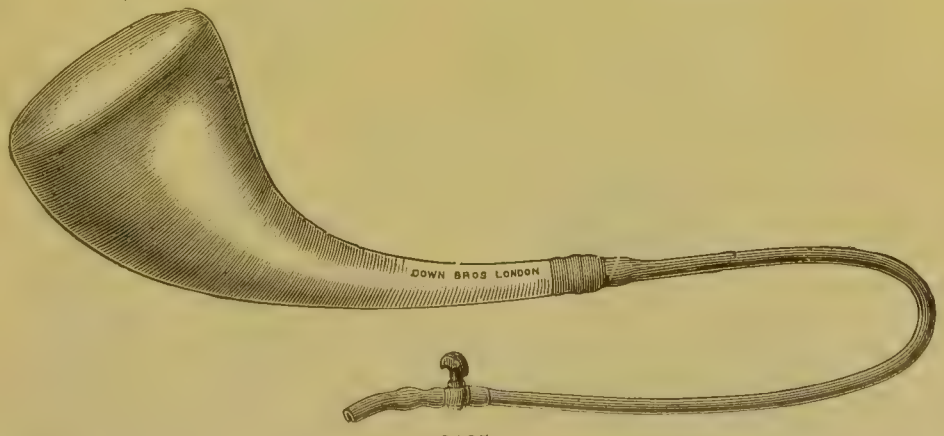

3195.

3195	Champetier de Ribes' Dilating Bag . . . . each	0	8	6

A smaller size Bag is also made at same price.

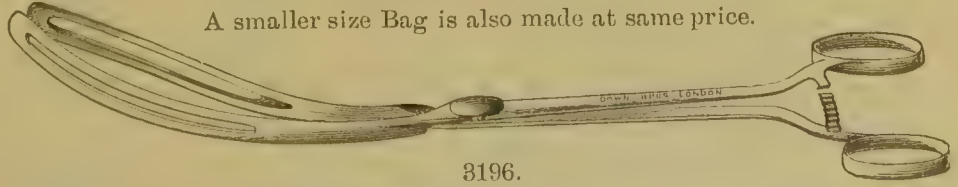

3196.

3196	Forceps for introducing same, nickel plated . . . each	0	16	6

Descriptive Circular and full directions for use accompany each instrument.

* The items marked thus * are not illustrated.

No.

Midwifery Instruments, *continued*,—

Hydrostatic Dilators, *continued*,—

Extracted from a Pamphlet, "De L'Accouchement Provoque," by Dr. Champetier de Ribes.

In 1878 when resident at the "Maternité de Paris," under Professor Tarnier, I found records of many cases in which various means had been employed for the production of premature labour.

Careful comparisons quickly convinced me of the superiority of Professor Tarnier's "Exciting Bag." Having studied accouchement provoked by this apparatus, I arrived at the conclusion that his method, though excellent, was capable of improvement.

The procedure he adopted was to introduce a tube within the cavity of the uterus, the distal end of which could be dilated, *in situ*, to the size of a hen's egg, which being expelled by the uterine contractions, dilated the passages in its exit.

This method was not satisfactory for many reasons. For example, I particularly observed, though the Bag was four centimetres in diameter, the dilation (owing to the suppleness of the Bag) was considerably less.

It then occurred to me to employ a bag of a larger size, which would retain its dimensions in its path of exit, and thus simulate the descent of the head of the first born child in a normal delivery of twins.

I feel I have accomplished this end by a simple procedure, both easy of application and free from danger. To obtain this result I place above the internal os an empty Bag, made of waterproof and inelastic material, which by being partially or fully distended with fluid may be made to assume practically any size which may be required, up to that of a fœtal head, leaving it to the maternal efforts to expel the foreign body. When this is accomplished I may safely say that no further trouble is experienced from the obstructions of the soft parts.

To introduce the Bag I use forceps with a "rack-catch" and provided with a take-off joint so that they may be readily disengaged and removed separately.

For filling the bag I use a one per cent. solution of phenol, as it does not injure the rubber.

An assistant is required when filling the Bag, as during this part of the procedure the hands of the operator are occupied. If an anæsthetic is administered the services of a second assistant are necessary.

To arrive at the amount of dilatation that will be produced after the expulsion of the Bag, I proceed as follows. I note, for example, that the Bag when filled with fluid has a circumference of 33 centimetres, and that upon withdrawing a certain quantity of the fluid its circumference is 27 centimetres, and so on, gauged by means of a tape measure drawn firmly around the Bag; then I know that by injecting a definite quantity of fluid the Bag can only pass through the canal after the latter has been dilated to the corresponding circumference.

Before use all air must be expelled from the Bag, and care should be exercised that none is admitted during the process of injecting.

Method of Introducing Bag.—The Bag is firmly folded and placed between the jaws of the forceps, the distal end of the Bag projecting some centimetres beyond the end of the forceps, and all freely lubricated with Carbolised Vaseline. In all my cases, primiparas and multiparas alike, I have been able to pass my index finger into the uterus, to strip off the membrane and explore, and satisfy myself as to the direction I should give the Bag; this done, I withdraw the finger and introduce the middle and index fingers together as far as they will pass (my free hand keeping the uterus immovable); and I know if they can pass as far as their first articulation, my Bag can be introduced. And I have never encountered any serious difficulty in accomplishing this. Leaving my two fingers in position, I glide the Bag between them. I then withdraw first one finger and then the other, and attend to the upward passage of the forceps. This should be done very carefully and gently, and the Bag made to penetrate 10 or 12 centimetres above the internal os, otherwise you run the risk of that part of the Bag which is in the vagina dilating only, and that part which is in the uterus descending. When the forceps have penetrated far enough, I have the Bag filled. At this moment the assistant is required, as the operator's hands are occupied,

No.

Midwifery Instruments, *continued*,—

Hydrostatic Dilators, *continued*,—

the one in holding the forceps and the other in feeling what is going on at the level of the external os. The assistant adjusts the end of the tube to the syringe containing the liquid, and opens the stopcock while I open the forceps—maintaining them, however, in their position; for if one endeavours to withdraw them at this moment there is a risk of the Bag coming with them. I therefore wait until the Bag is dilated to such a size as will not admit of its descent, which can readily be judged by the amount of separation of the handles of the forceps, or by the quantity of the liquid introduced. Having filled the Bag, I tie a cord round the tube, in order not to be entirely dependent upon the stopcock. The patient is then returned to bed, after a vaginal injection of phenol solution, and further injections are given at frequent intervals during the progress of labour.

NOTE.—A smaller and modified form of this Bag (made at the suggestion of Mr. J. H. Targett, M.S., F.R.C.S., etc.) is also supplied. This will be found convenient in cases operated on during the earlier months of pregnancy. It is constructed in a manner which admits of more forcible dilatation of the cervix by the application of manual traction to the proximal end of the Bag. Introduction is best effected by means of an ordinary uterine or ovum forceps.



3197

		£	s.	d.
	Instruments for Inducing Premature Labour,—			
3197	Celluloid Bougie, as recommended by Dr. Galabin . each	0	1	6

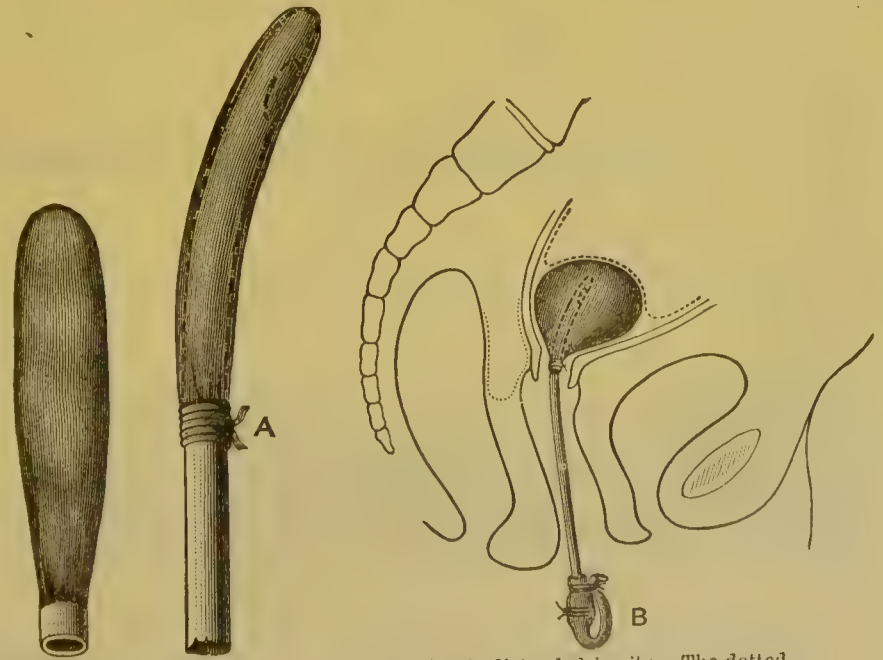

Maieutic, natural size.

Maieutic, fixed on Catheter.

Maieutic distended *in situ*. The dotted line above represents amnion. The cervical canal is represented as open merely for the sake of clearness.

3198.

3198	Horrocks' Maieutic, complete, with 6 spare bags, in box .	0	5	3
	Spare Bags . . . . . per doz.	0	3	0

No.

Midwifery Instruments, *continued*,—

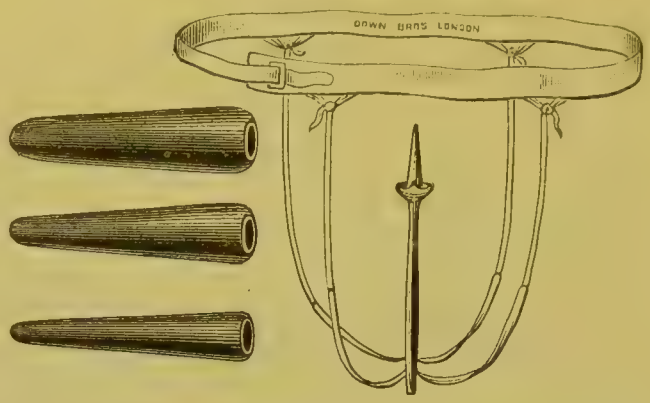

3199.

Instruments for Inducing Premature Labour, *continued*,—

		£	s.	d.
3199	Lawson Tait's Dilators . . . . . per set	0	10	0



3200.

3200	Lee's Membrane Perforator, spring action with protected point, metal handle . . . . . each	0	12	6



3201.

3201	Membrane Perforator, with metal handle . . . each	0	3	0



3202.

Embryotomy Scissors, nickel-plated shanks,—

3202	Curved, with take-off joint . . . . . each	0	19	6
3203*	Straight, ditto . . . . . „	0	17	6

* The items marked thus * are not illustrated.

No. **Midwifery Instruments,** *continued*,— £ s. d.



3204.

Fillets,—

3204 Whalebone . . . . . each 0 5 6

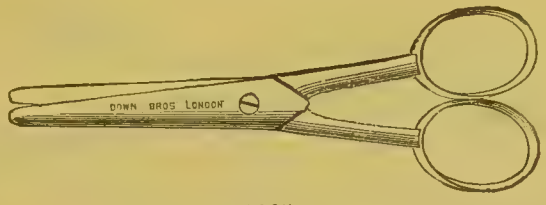

3205.

3205 **Frænum Scissors,** nickel-plated shanks . . . each 0 2 0

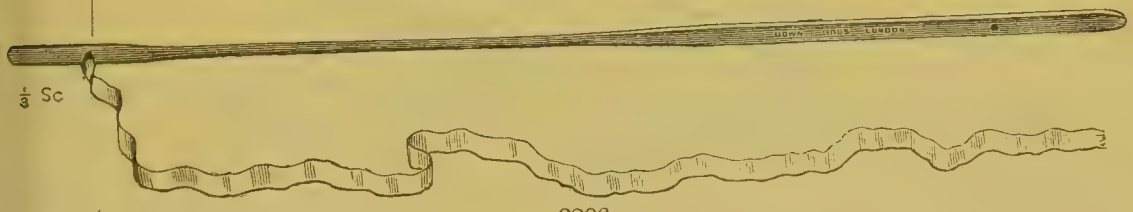

3206.

Funis Instrument,—

3206 Martin's . . . . . each 0 4 6

3207* Robertson's . . . . . „ 0 2 6



3208.

3208 **Gloves, india-rubber, sterilizable** (*see also page* 82),—

With long gauntlets . . . . . per pair 0 6 3

3209* **Indicator, "40 Weeks,"** as described in Leishman's Work, each 0 6 6

* The items marked thus * are not illustrated.

No. **Midwifery Instruments,** *continued*,—

£ s. d.

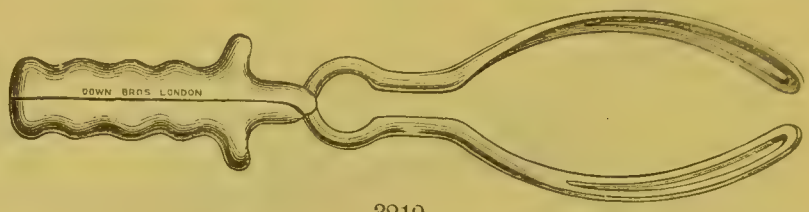

3210.

3210 **Midwifery Forceps, with metal handles, nickel plated,**— Anderson's, *i.e.*, Barnes' Forceps, with Simpson's handles, each 1 2 0

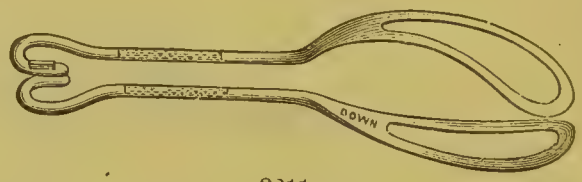

3211.

3211 Assilini's . . . . . each 0 16 0



3212.

3212 Aveling's . . . . . each 1 6 0

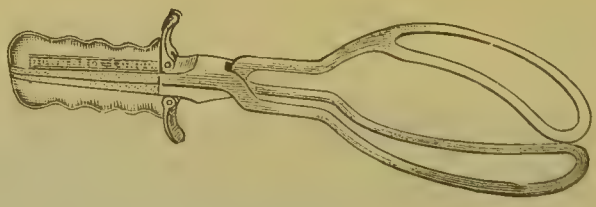

3213.

3213 Barclay's . . . . . each 1 7 0



3214.

3214 Barnes' . . . . . each 1 0 0

No. **Midwifery Instruments,** *continued,*— £ s. d.

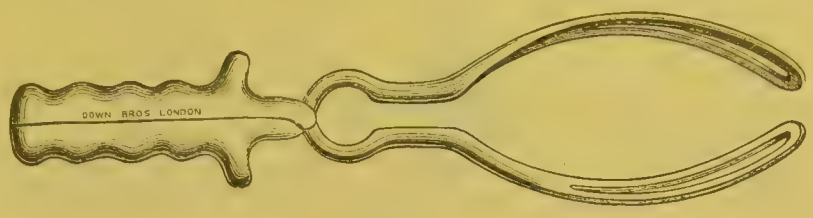

3210.

Midwifery Forceps, with metal handles, nickel plated, *continued,*—

3210 Barnes', with Simpson's handles (recommended by Dr. Galabin, Dr. Herman, Dr. Horrocks, etc.) . . . . . each 1 2 0

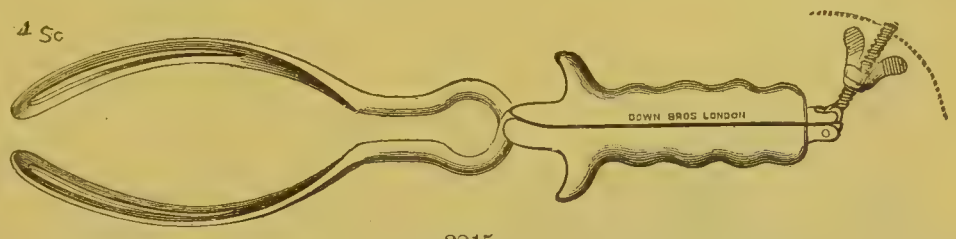

3215.

3215 Barnes', with Simpson's handles, and Locking Screw at end . . . . . each 1 8 0

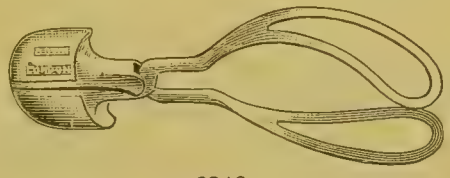

3216.

3216 Inglis' . . . . . each 1 3 0

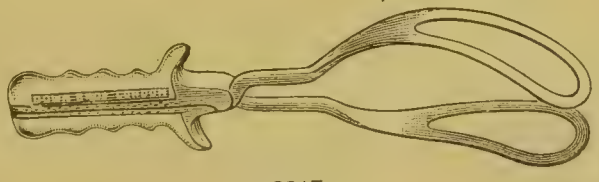

3217.

3217 Simpson's, long . . . . . each 1 2 0



3218.

3218 Simpson's, short . . . . . each 0 16 0
3219* Ditto, ditto, with extra long handles . . . . „ 0 19 0

* The items marked thus * are not illustrated.

No.

Midwifery Instruments, *continued*,—

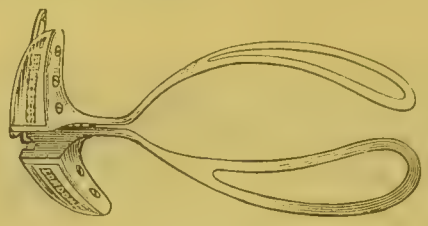

3220.

Midwifery Forceps, with metal handles, nickel plated, *continued*,—

		£	s.	d.
3220	Vacher's . . . . . each	1	8	0

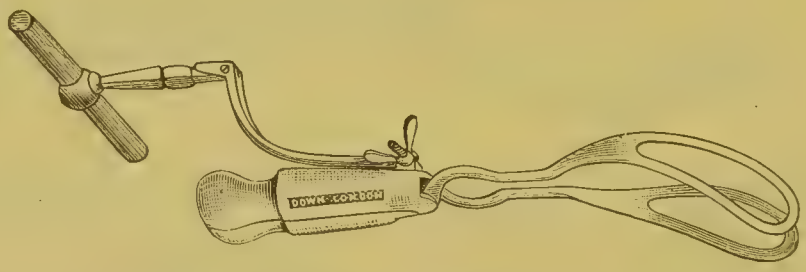

3221.

Axis Traction Midwifery Forceps, with metal handles, nickel-plated,—

3221	Barnes', with Neville's arrangement for Axis Traction, each	2	0	0
3222*	Ditto, with Simpson's handles and Neville's Axis Traction, each	2	2	0

The Axis Traction arrangement on these Forceps is removable.

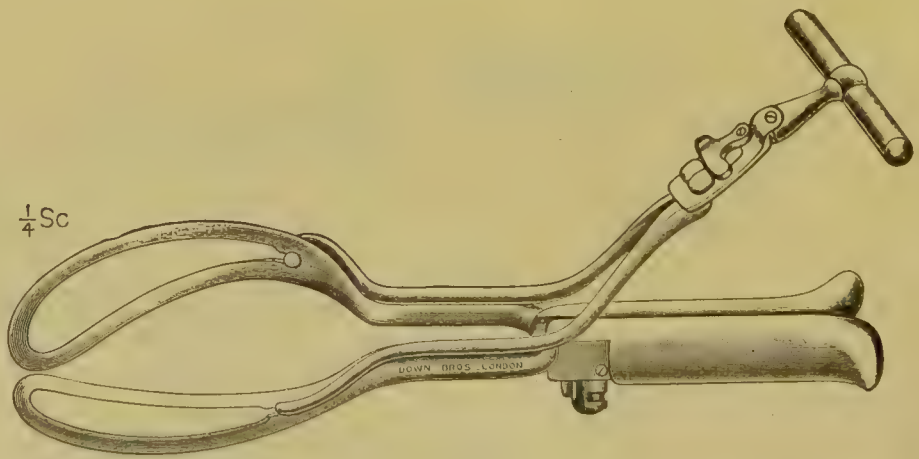

3223.

3223	Cullingworth's, with removable Traction Rods, and Down Bros.' new registered catch to handle . . . . . each	2	12	6

* The items marked thus * are not illustrated.

No. **Midwifery Instruments,** *continued,—*



3224.

Axis Traction Midwifery Forceps, with metal handles, nickel plated, *continued,—*

		£	*s.*	*d.*
3224	Galabin's . . . . . each	1	13	0

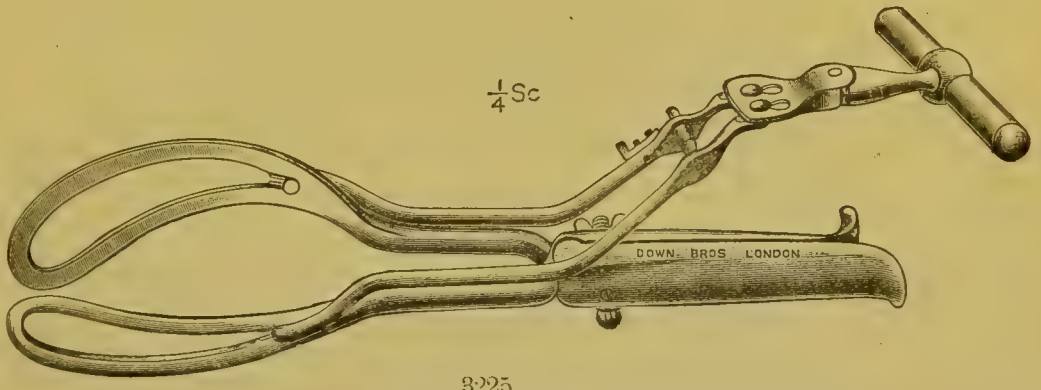

3225.

3225	Milne Murray's, with removable Traction Rods . . each	2	12	6

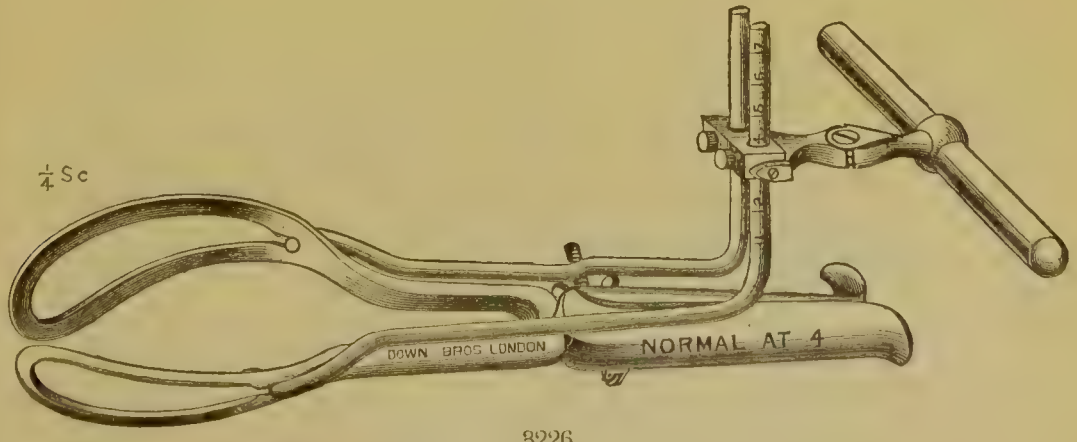

3226.

3226	Milne Murray's new model, with removable Traction Rods, each	2	17	6

No. **Midwifery Instruments,** *continued,*—

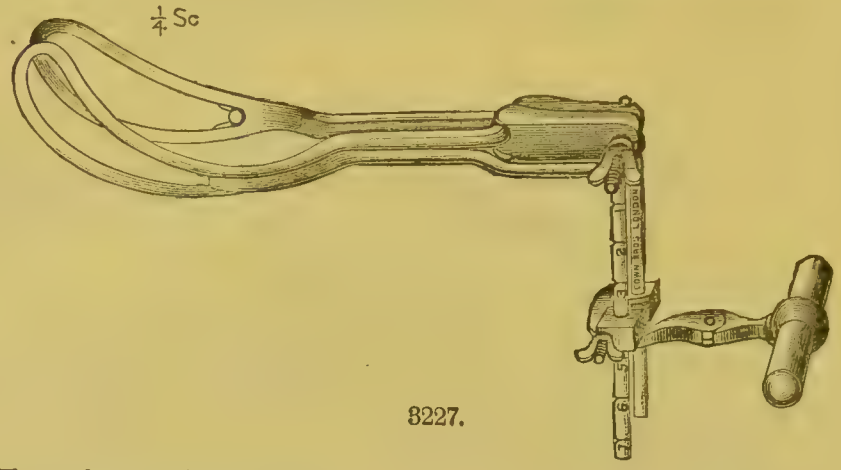

3227.

Axis Traction Midwifery Forceps, with metal handles, nickel plated, *continued,*—

		£	s.	d.
3227	Porter Mathew's, with removable Traction Rods . . each	3	3	0

Extract from the "Lancet," December 3, 1898.

AN IMPROVED FORM OF AXIS TRACTION MIDWIFERY FORCEPS.

These forceps are the result of twelve months' experiments. They have been used in from fifty to sixty forceps deliveries in normal and abnormal pelves, the position of the head varying from "above the brim" to "on the perineum." They have given every satisfaction to those who have used them. They are made entirely of metal and can be sterilized by boiling. The traction rods are detachable and easily cleaned. The weight, especially where undesirable, has been diminished as much as is consistent with perfect rigidity, the diminution being most marked in the application handles, the latter thereby acting the more efficiently as true indicators of the change in the direction of the descending head. There are no screws or fixed joints, excepting in those parts outside the vulva, and such screws as are present are few in number and not easily lost. When the head is delivered it is only necessary (without touching the traction apparatus) to give a few turns to the large screw on the handles, when the blades slip off the head.

The blades have a pelvic curve of a 7-in. radius. This enables a good grasp to be obtained on the correct plane of the head. The cephalic curve, too, is more abrupt than usual. The blades are rigid, enabling the operator to judge to a nicety the force being used; they are also less likely to cut the head. They are stout, but narrower than ordinary blades, rendering them easy of introduction and manipulation and of special service in those difficult cases of flattened pelvis when the head lies transversely at the brim. By being narrow they grasp only the occipital and frontal bones, avoiding the parietals and so enabling the latter to mould without hindrance in the diameter of greatest obstruction. This has been verified by delivering a still-born child through a dummy pelvis artificially flattened. The lock is a close-fitting ordinary English lock; a model has also been made with reversed lock. The close-fitting lock ensures the blades when locked being properly adapted to the head. The application handles have been much shortened and lightened; once the blades are applied, the handles are merely "indicators" and not designed for traction. Owing to their lightness they do not fall towards the lower thigh, and the slightest movement of the head is communicated to them. Being so delicate a guide, to ensure proper axis traction throughout, the operator

No.

Midwifery Instruments, *continued*,—

Axis Traction Midwifery Forceps, with metal handles, nickel plated, *continued*,—

has merely to pull, keeping the traction rods constantly parallel to and close to the application handles as the latter move forward with descent. Another great advantage of the short handles is that on locking the forceps the second traction rod falls into position without having to be carried far forward to clear a long application handle. A theoretical objection that the short handle would upset the balance of the blade, and make it difficult of introduction with the head high up, has been found to be purely theoretical even above the brim, for in introduction the traction rod and handle are grasped together and will be found to give a comfortable and convenient hold, the left blade being passed with its traction rod behind the handle, the right blade with its rod just in front of the handle. On locking the second traction rod slips backwards into position beside the first traction rod. The traction rods are the well-known rectangular ones of Dr. Milne Murray (used by his kind permission). The forceps are thus true for all pelves instead of being true only for a normal pelvis. By an ingenious contrivance, copied from Dr. Cullingworth's forceps, the rods are easily detachable by an aseptic joint, the old objectionable screws being done away with.

Much time and care have been expended by Messrs. DOWN BROS., of 21, St. Thomas's Street, S.E., in designing a new form of traction block which should be mathematically and mechanically correct and yet have the advantage of simplicity, lightness, ease and rapidity of application, and admit of being easily cleansed. The great difficulty has been to avoid screws which might be lost and make the instrument temporarily useless. I venture to think that the present block fulfils the necessary conditions. To ensure asepsis it can be boiled. One movement fixes the blocks and rods securely. The line of traction has been calculated by "shadow projection," the ray of light being kept perpendicular to the blade. Very accurate results are obtained by these means.

In conclusion I must thank Dr. Milne Murray for many valuable suggestions, and Messrs. Down Bros. for their care and attention to the mechanical details, which are of the utmost practical importance in ensuring success.

G. PORTER MATHEW, M.D. Cantab.

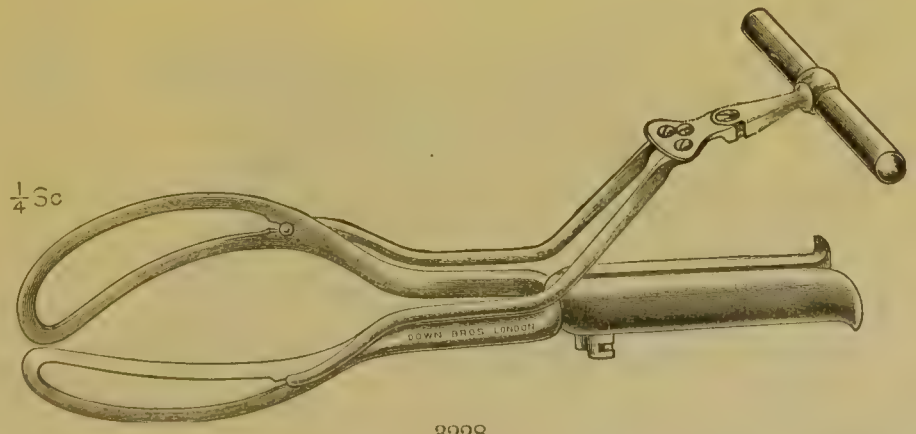

3228.

		£	s.	d.
3228	Simpson's, with removable traction rods . . . . each	2	3	0
3229*	Tarnier's, ditto, latest model . . . . . „	3	7	0

* The items marked thus * are not illustrated.

No. | **Midwifery Instruments,** *continued*,—

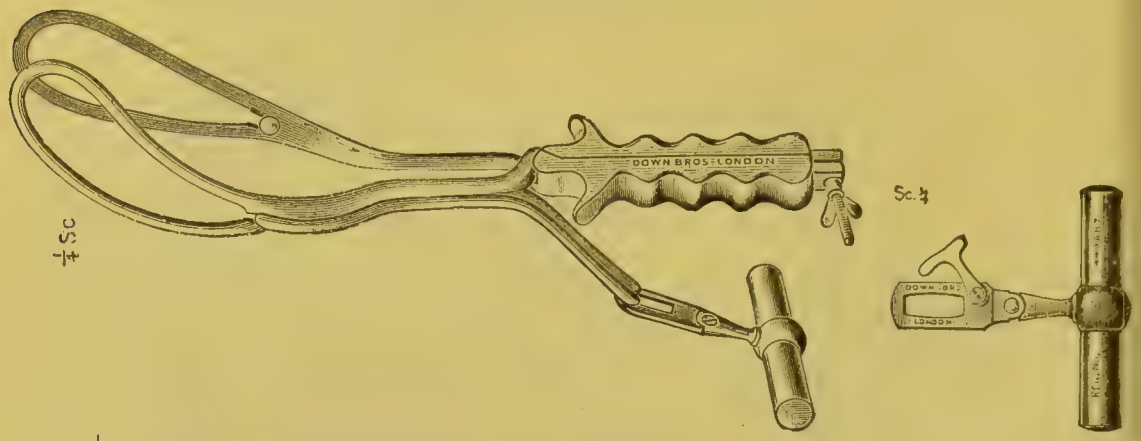

3230.

Axis Traction Midwifery Forceps, with metal handles, nickel plated, *continued*,— £ s. d.

3230 Williamson's, with Down Bros.' new registered Catch, to prevent handle dropping off . . . . . each 2 16 0

In this forceps are combined important features of other well-known instruments—(1) Simpson's forceps; (2) the adjusting screw at end of handles; and (3) the (removable) axis-traction arrangement.



3231.

Mucus Evacuator,—

3231 Spencer Sheill's (of Dundrum), for removing mucus, etc., from pharynx and larynx of new-born infants . . . each 0 5 0

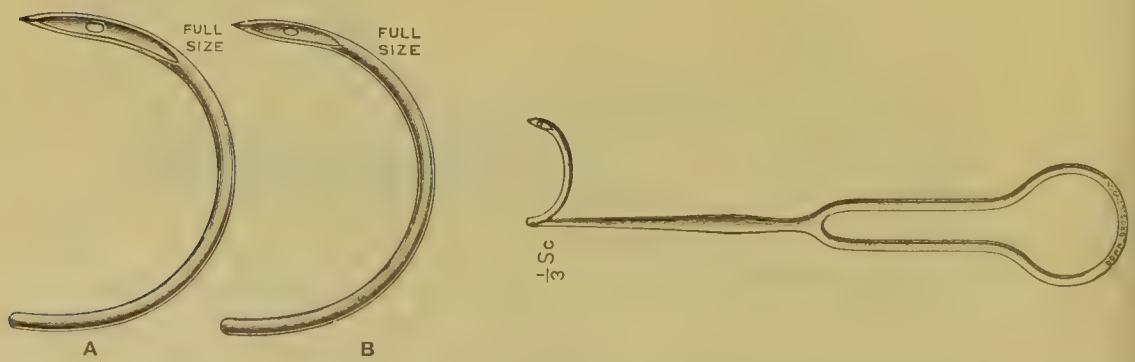

3232.

Needles for Ruptured Perineum, nickel plated,—

3232 Baldwin's, in 2 sizes, A and B . . . . . each 0 6 0

No.

Midwifery Instruments, *continued*,—

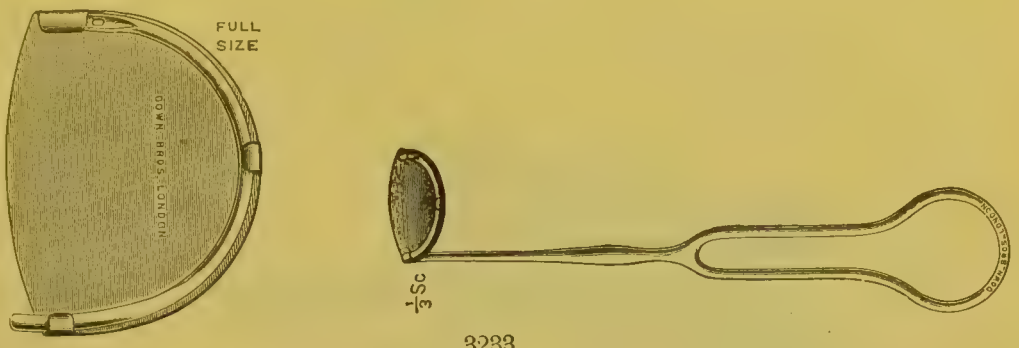

3233.

		£	s.	d.
	Needles for Ruptured Perineum, nickel plated, *continued*,—			
3233	Baldwin's, fitted with guards to protect points, in 2 sizes, each	0	6	9
3234*	Baker Brown's, with metal handle . . . . . „	0	7	6
3235*	Barnes', solid forged steel . . . . . „	0	5	6

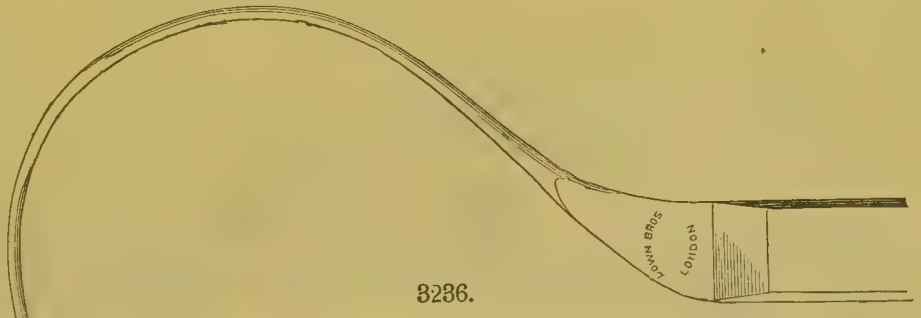

3236.

1/4 Sc

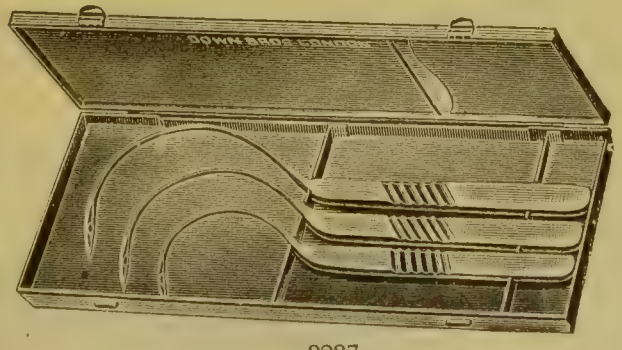

3237.

3236	Croft's, solid forged steel, 3 sizes . . . . . each	0	5	6
3237	Ditto, ditto, set of 3 in metal case	1	8	6

* The items marked thus * are not illustrated.

No. **Midwifery Instruments,** *continued,—*

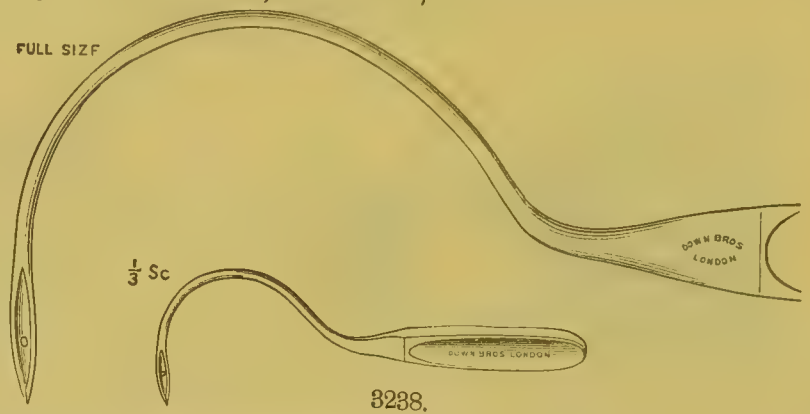

3238.

Needles for Ruptured Perineum, nickel plated, *continued,—* £ s. d.

3238 Cullingworth's, solid forged steel . . . . . each 0 6 6

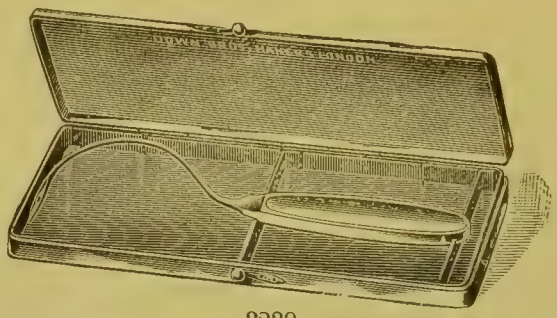

3239.

3239 Cullingworth's, in polished metal case . . . . each 0 13 6

3240* Ditto, in japanned tin case . . . . . ,, 0 10 0

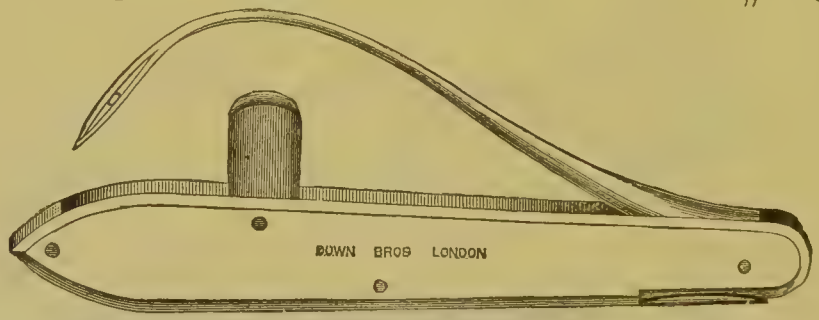

3241.

3241 Folding, with Aseptic metal handle . . . . . each 0 7 6



3242.

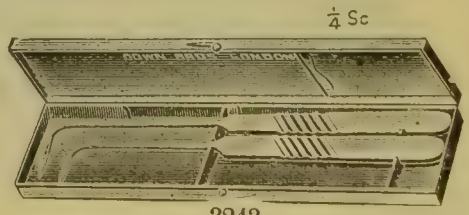

3243.

3242 Fowler's, as used at General Lying-in Hospital, etc., solid forged steel, 2 sizes . . . . . each 0 5 0

3243 Ditto, set of 2, solid forged, in metal case 0 19 6

* The items marked thus * are not illustrated.

No.

Midwifery Instruments, *continued,—*

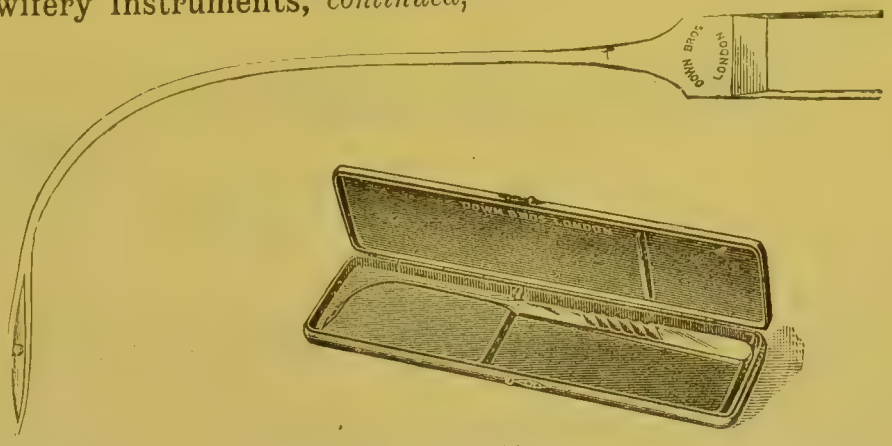

3244. 3245.

Needles for Ruptured Perineum, nickel plated, *continued,—*

		£	s.	d.
3244	Wyman's, suggested by the late Dr. Wyman, of Putney, solid forged steel . . . . . each	0	5	6
3245	Wyman's, in polished metal case . . . . . ,,	0	12	6
3246*	Ditto, in japanned tin case . . . . . ,,	0	9	0



3247.

3247	Suture Quills, ivory, 2 sizes (A and B) . . . per doz.	0	9	0



3248.

Ovum and Placenta Forceps, nickel plated,—

3248	Bow handles . . . . . each	0	9	6

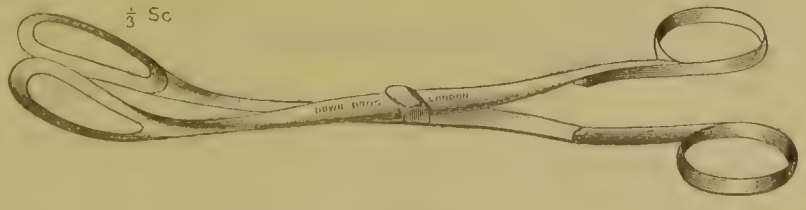

3249.

3249	Bow handles, with Aseptic joint to take apart . . . each	0	11	6

* The items marked thus * are not illustrated.

No.

Midwifery Instruments, *continued*,—

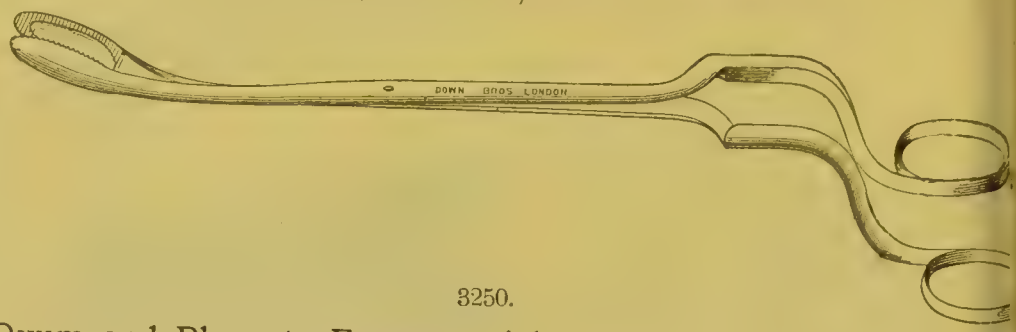

3250.

Ovum and Placenta Forceps, nickel plated, *continued*,—

		£	s.	d.
3250	Galabin's . . . . . each	0	10	6
3251*	Ditto, with Aseptic joint to take apart . . . . „	0	12	6

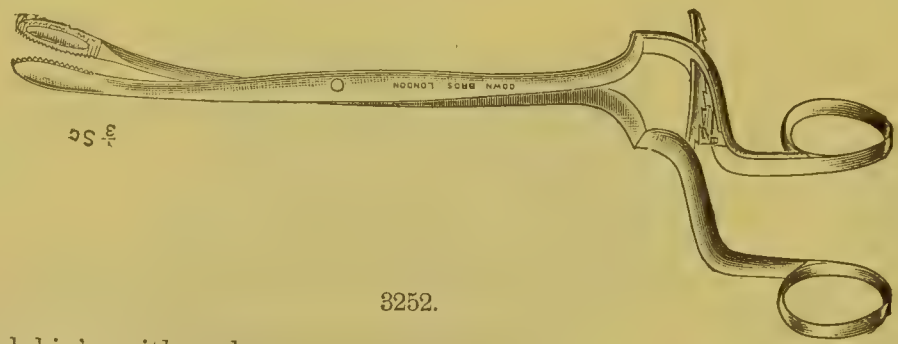

3252.

3252	Galabin's, with rack . . . . . each	0	17	6



3253.

3253	Gervis', also used for introducing Barnes' Bags . . each	0	9	6
3254*	Ditto, with aseptic joint to take apart	0	11	6

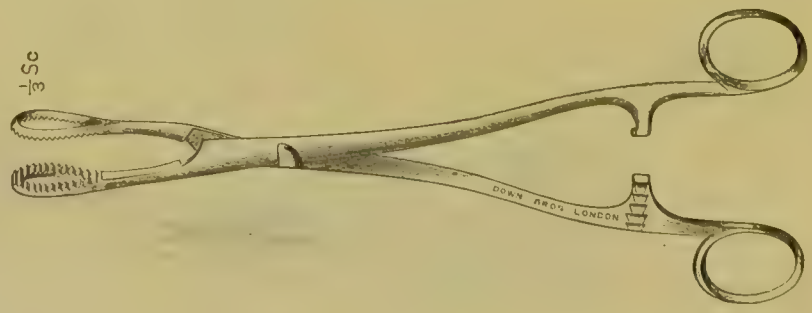

3255.

3255	Herman's, with take-off joint . . . . . each	0	14	6
3256*	Ditto, with screw joint . . . . . „	0	12	6

* The items marked thus * are not illustrated.

No. **Midwifery Instruments,** *continued*,—



3257.

Ovum and Placenta Forceps, nickel plated, *continued*,— £ *s. d.*

3257 Hicks', with solid blade . . . . . each 0 14 6



3258.

3258 Heywood Smith's . . . . . each 0 12 0



3259.

3259 Lawson Tait's, with lever joint . . . . . each 0 19 6

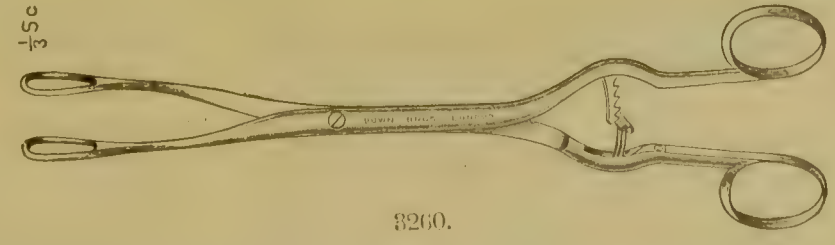

3260.

3260 McClintock's . . . . . each 0 15 0

No. **Midwifery Instruments,** *continued,*—



3261.

Ovum and Placenta Forceps, nickel plated,—*continued,*—

		£	s.	d.
3261	Rabagliati's (suggested by Dr. Rabagliati, of Bradford), with take-off joint . . . . . each	0	14	0

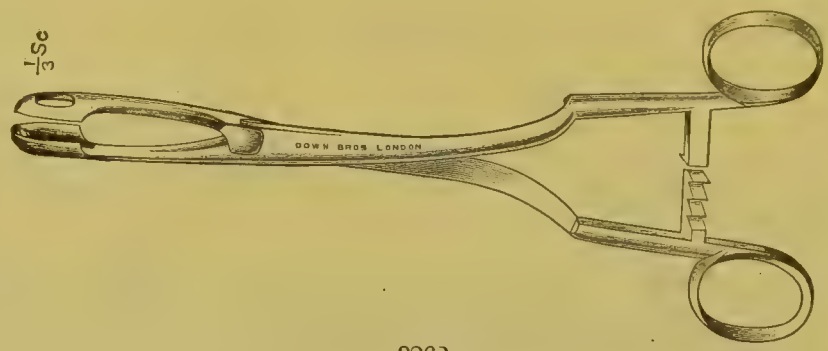

3262.

3262	Schultze's, with take-off joint . . . . . each	0	16	6
3263*	Ditto, with screw joint . . . . . „	0	14	6

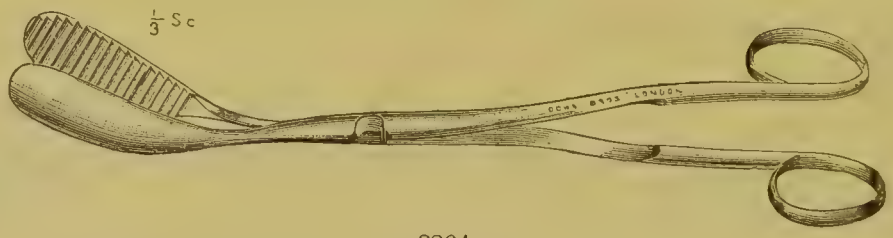

3264.

3264	Vachell's (made for Dr. Herbert Vachell, physician to the Cardiff Infirmary), with solid blades, serrated inside to give firm hold, and take-off joint . . . . . each	0	14	6

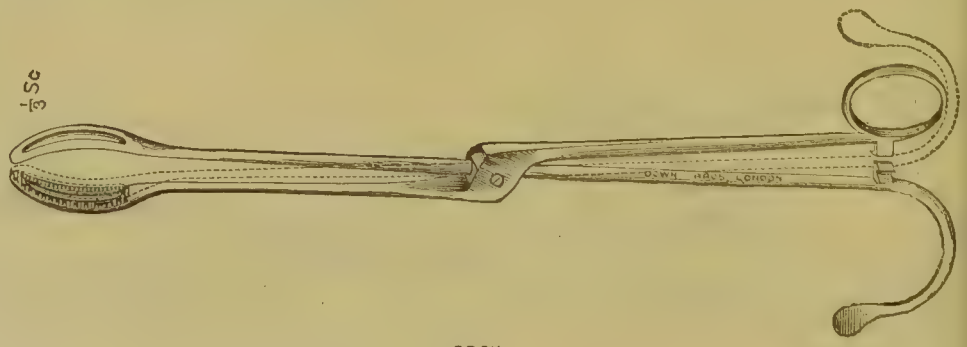

3265.

3265	With revolving blade . . . . . each	1	0	0

* The items marked thus * are not illustrated.

No.

Midwifery Instruments, *continued,*—

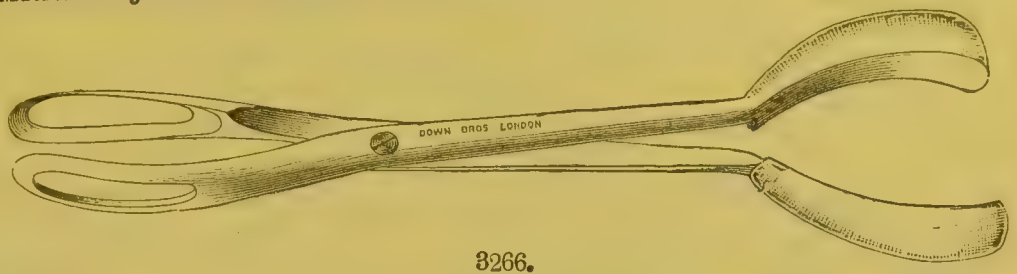

3266.

No.		£	s.	d.
3266	**Ovum and Placenta Forceps, nickel plated,** *continued,*— Simpson's, with Aseptic metal handles . . . . . each	0	17	0

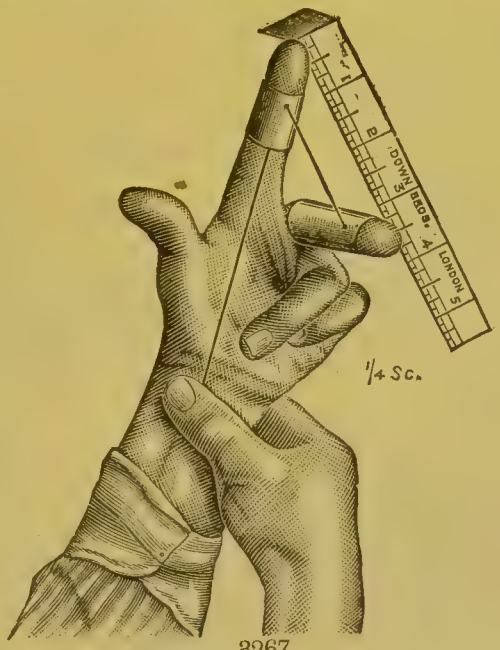

3267.

3267	**Pelvimeters, nickel plated,**— Brady's, portable, in japanned tin case	0	7	6

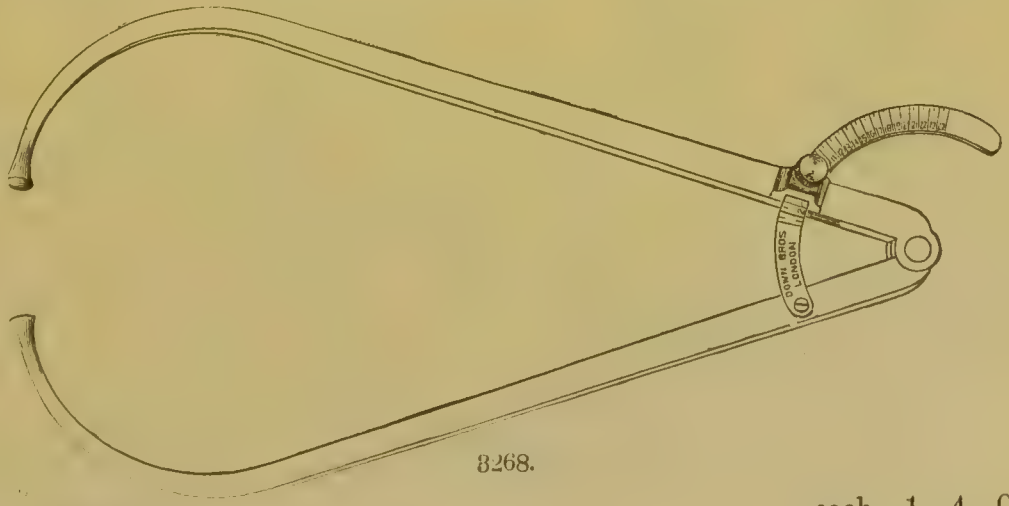

3268.

3268	External . . . . . each	1	4	0
3269*	Baudelocque's, external . . . . . „	1	1	0

* The items marked thus * are not illustrated.

No. **Midwifery Instruments,** *continued,*—



3270.

£ s. d.

Pelvimeters, nickel plated, *continued,*—

3270 French model . . . . . each 0 17 6

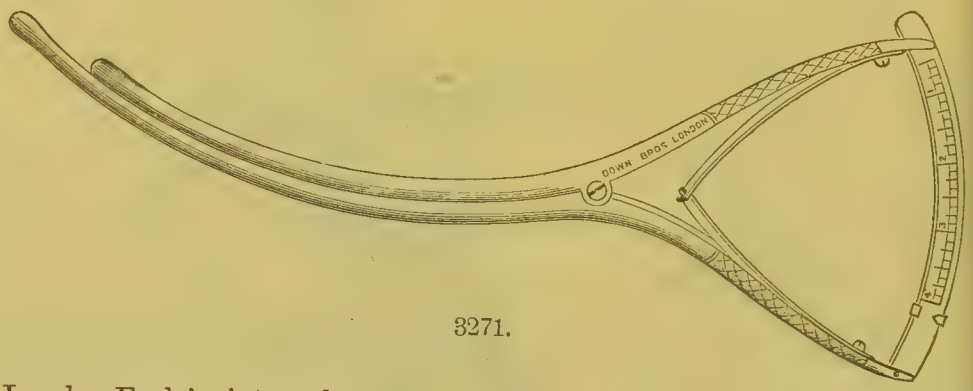

3271.

3271 Lumley Earle's, internal . . . . . each 0 12 6
3272* Martin's, external . . . . . „ 0 18 6

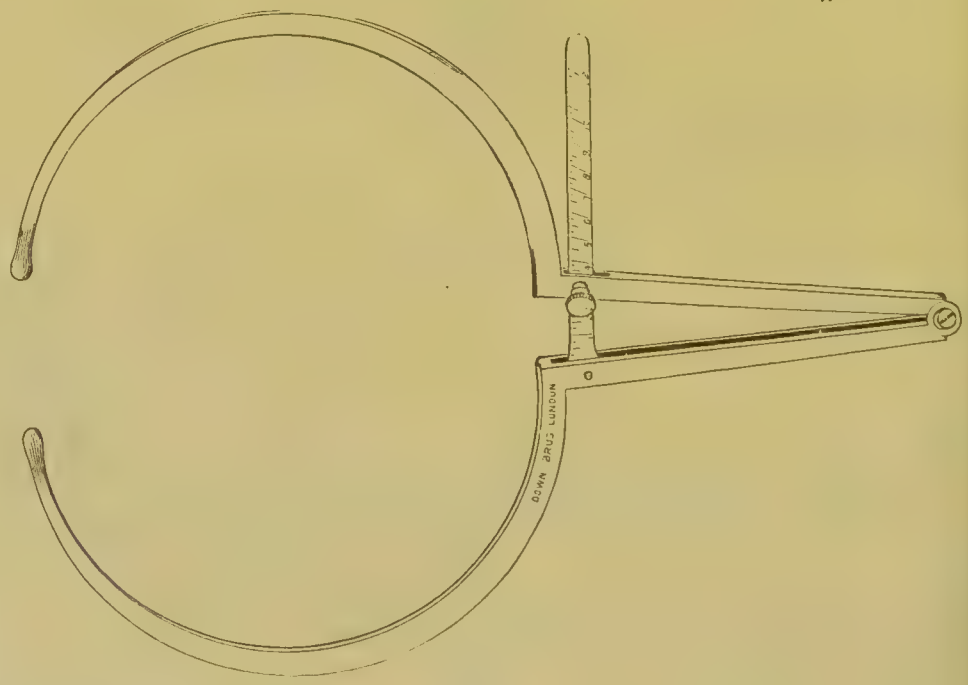

3273.

3273 Matthews Duncan's . . . . . each 1 15 0

* The items marked thus * are not illustrated.

No. | **Midwifery Instruments,** *continued,*—

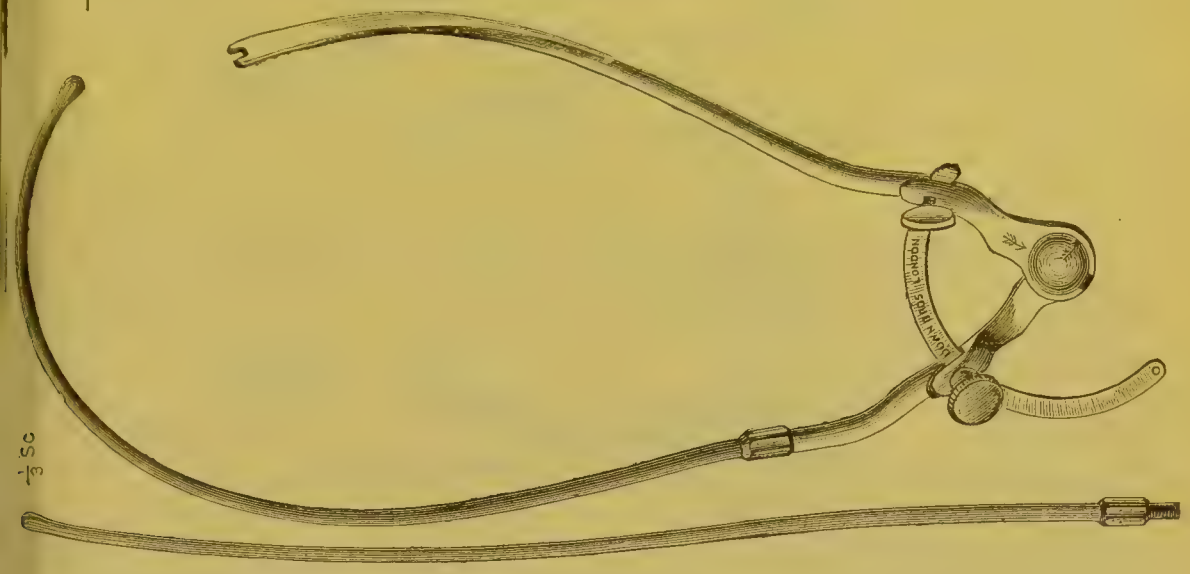

3274.

Pelvimeters, nickel plated, *continued,*— £ *s.* *d.*

3274 Skutch's, with flexible arms and graduated measure . . each 1 6 0

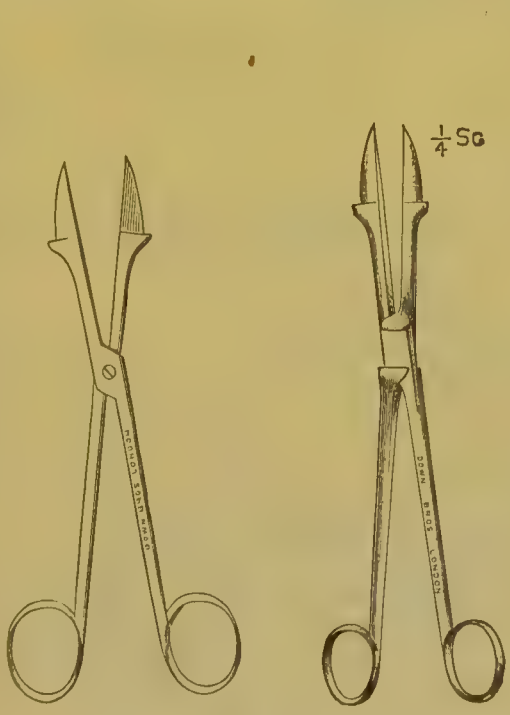

3275. 3276. 3277. 3278.

Perforators, with metal handles, nickel plated,—

3275	Denman's	each	0 6 6
3276	Ditto, with joint to take apart	„	0 9 6
3277	Greenhalgh's	„	1 8 6
3278	Holmes'	„	1 1 0

No. **Midwifery Instruments,** *continued,*—

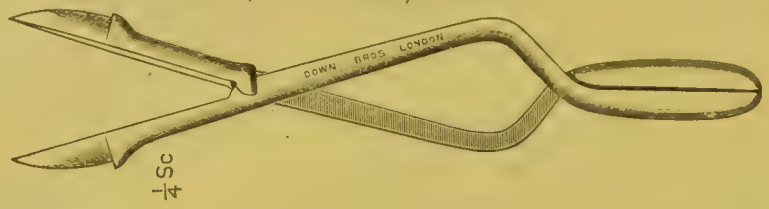

3279.

Perforators, with metal handles, nickel plated, *continued,*— £ *s. d.*

3279 Oldham's, with joint to take apart . . . . . each 1 1 0
3280* Ditto, with screw joint . . . . . „ 0 18 0

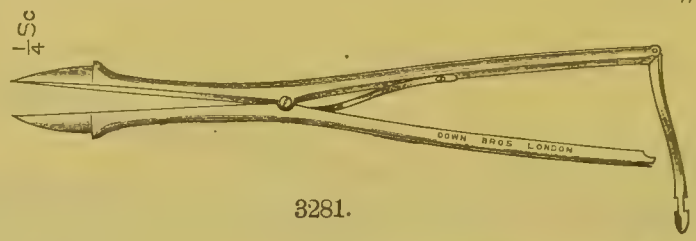

3281.

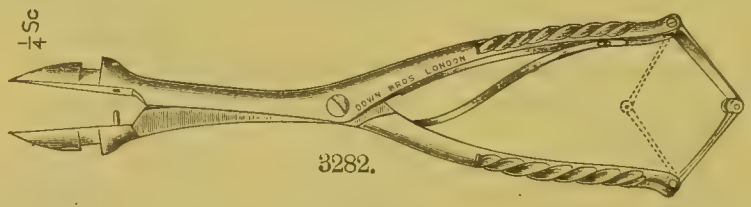

3282.

3281 Rigby's . . . . . each 0 12 0
3282 Simpson's, straight . . . . . „ 1 2 0
3283* Ditto, with curved points . . . . . „ 1 2 0



3284.

Perineorraphy Needles, nickel plated,—

3284 Thorburn's straight Needle . . . . . each 0 5 0
3285* Barnes' . . . . . „ 0 5 6

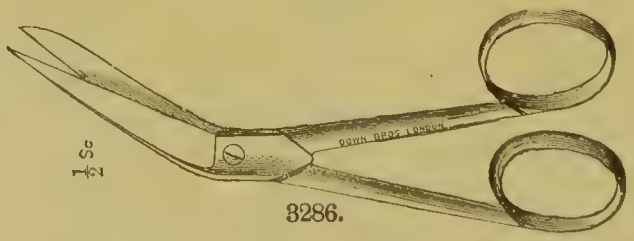

3286.

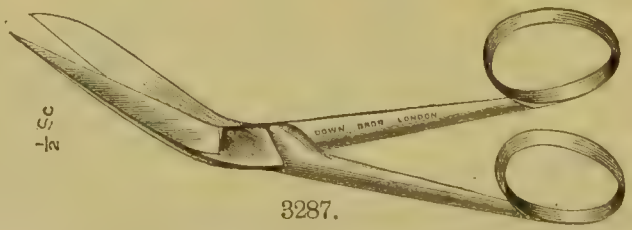

3287.

Perineorraphy Scissors, nickel-plated shanks,—

3286 Barnes' . . . . . each 0 4 6
3287 Lawson Tait's, with take-off joint . . . . . „ 0 6 6

* The items marked thus * are not illustrated.

No. **Midwifery Instruments,** *continued,*—

£ s. d.

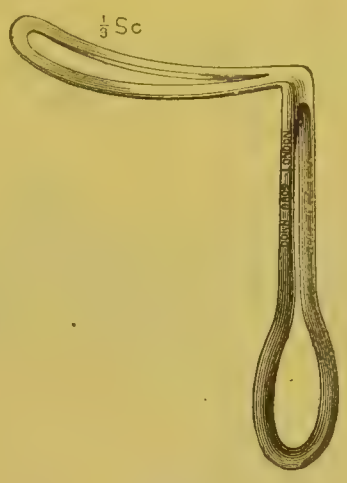

3288.

Perineum Guard, nickel plated,—

3288 Barbour's (to protect the perineum during delivery). . each 0 7 6



3289.

Spine Hooks, nickel plated,—

3289 Oldham's, with Aseptic metal handle . . . . each 0 7 0

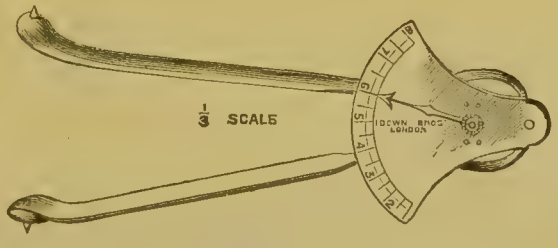

3290.

Symphysiotomy Instruments, nickel plated,—

3290 Pinard's Dilator 2 7 6



3291.

3291 Galbiati's Knife, forged solid, and nickel-plated handle . each 0 7 0

3292* The set in mahogany case, complete 3 3 0

* The items marked thus * are not illustrated.

No. **Midwifery Instruments,** *continued,*—

£ s. d.



3293.

Tractors, nickel plated,—

3293 Le Page's, for use with ordinary Midwifery Forceps, to apply traction in the axis of the pelvis . . . . . each 0 6 (

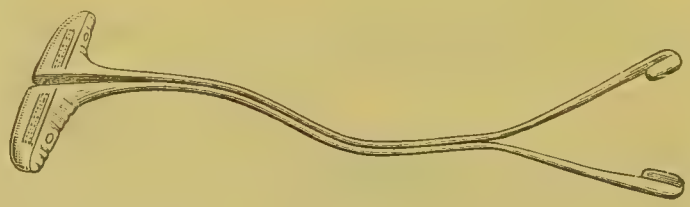

3294.

3294 Morgan's . . . . . per pair 0 13 (



3295.

Vectis, nickel plated,—

3295 Lever's, with Aseptic metal handle . . . . . each 0 8 6

3296* Lownde's, folding, ditto . . . . . „ 0 11 0

* The items marked thus * are not illustrated.

No.

Midwifery Instruments, *continued*,—

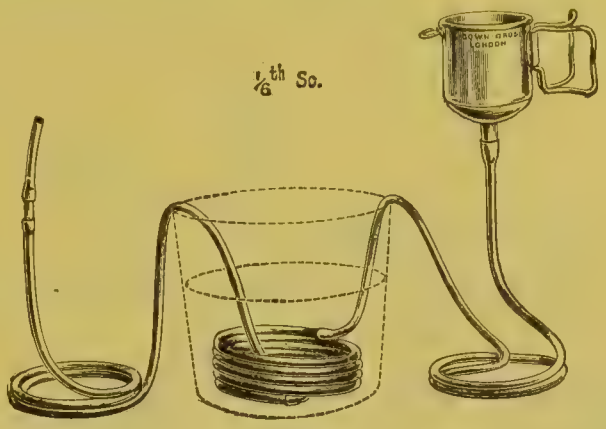

3297.

Portable Cooler for Boiling Water,—

		£	s.	d
3297	Gladstone's, consisting of metal funnel, metal coil, 6 ft. I.R. tubing, Thermometer, and supply of Saline Soloids; in metal case complete	0	10	0

Extract from "British Medical Journal," Sept. 30, 1905.

A PORTABLE COOLER FOR BOILING WATER.

Dr. Howard B. Gladstone, Public Vaccinator for Sydenham, etc., writes: It is a matter of common inconvenience that when plain sterilized water, without antiseptics, is wanted in a hurry much time is wasted while the boiling water cools down to a temperature at which it is fit for use. There is risk of contamination if the water is poured from vessel to vessel; whilst if the cooling is attempted by adding cold unboiled water, the resulting liquid is not wholly sterile. I have designed the little apparatus, made by Messrs. DOWN BROS., as a means of reducing the temperature of boiling water by 100° F. in a few minutes. It should be of value in cases of *post-partum* haemorrhage to prepare, without delay, a hot douche which can be relied upon as sterile. To prepare a saline fluid for intravenous injection, the necessary number of tabloids of sodium chloride (supplied in the case) are to be added to a kettleful of boiling water before it is cooled down. Again, in operations where aseptic lotions are to be preferred, the apparatus will be useful. It is very portable and can easily be carried by a surgeon to an operation in a private house, and will enable him to work there with aseptic lotions. The apparatus consists of a coil of flexible metal tubing connected at one end with a rubber tube and metal funnel. Into this the boiling water is poured, suitable folding handles enabling it to be held comfortably. At the other end a rubber tube is attached to carry off the cool fluid to douches or other receptacles. A small thermometer is included in the case. When the coil is immersed in a vessel of cold water, with a stream running into it from the tap, a quart of boiling water is reduced to 110° F. in three minutes. If the coil is immersed in a pail of unchanged water the cooling reduces the temperature to about 120° or 130° F. The contents of the pail must be changed after a quart has run through, as it is necessary that the surrounding fluid should exceed in volume twice that of the fluid passed through the coil. The whole apparatus can be sterilized by boiling. It is packed in a small metal case, which can easily be carried in an instrument bag.

No.

Saline Infusion Apparatus.

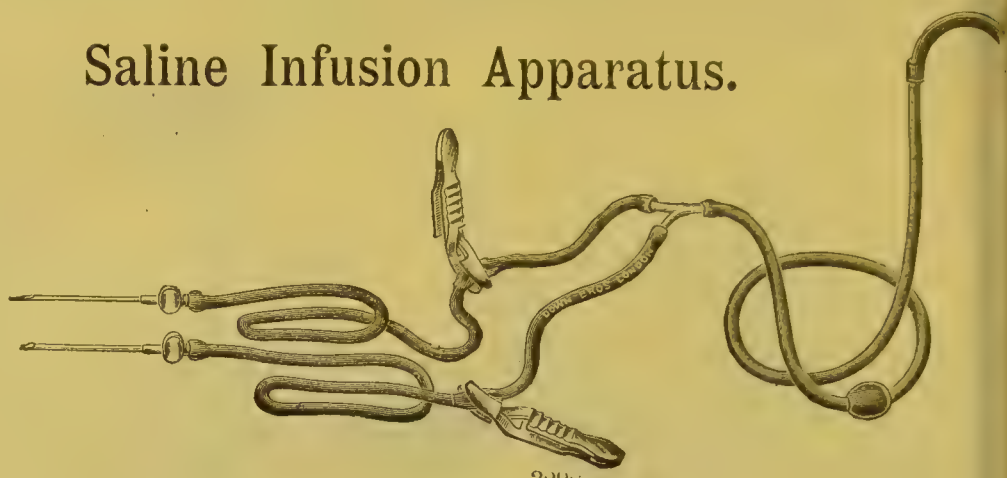

3298.

Saline Infusion Apparatus,— £ s.

3298 Barnard's, complete as illustrated, in japanned tin case . . 0 15

If with platinum-iridium Needles, 3*s.* 6*d.* per Needle extra.

This apparatus has been designed by Harold L. Barnard, M.S., etc., for the infusion of large quantities of saline fluid into the cellular tissue of the thighs (both thighs simultaneously) as an adjunct to abdominal drainage in the treatment of cases of general diffuse peritonitis due to appendicitis. It may also be used in case of collapse from any cause, but especially from loss of blood as in *post-partum* haemorrhage, or in cases of choleraic diarrhœa, etc., and has been used with success on babies.

Full descriptive pamphlet accompanies each apparatus.

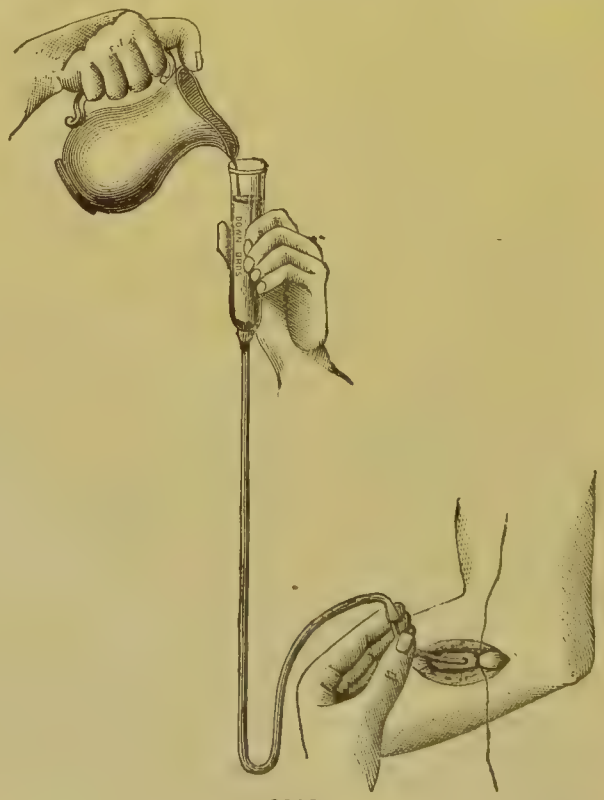

3299.

3299 Horrocks' small Apparatus, consisting of a glass Funnel with rubber Tube and Canula, and Needle and Silk in japanned tin case. With glass Canula, 4*s.* 6*d.*; with plated metal Canula, 6*s.*; with silver Canula 0 8

No.		£ s. d.
	Saline Infusion Apparatus, *continued*,—	
	Saline Infusion Apparatus, *continued*,—	
3300*	Horrocks' complete Apparatus, consisting of larger glass Funnel with Piston (to use as a syringe, if required), rubber Tube, 1 silver Canula, 1 glass Canula, Knife for making the incision, Scissors, Forceps, and Needle and Silk, in japanned tin case	1 5 0

Full directions accompany each instrument.

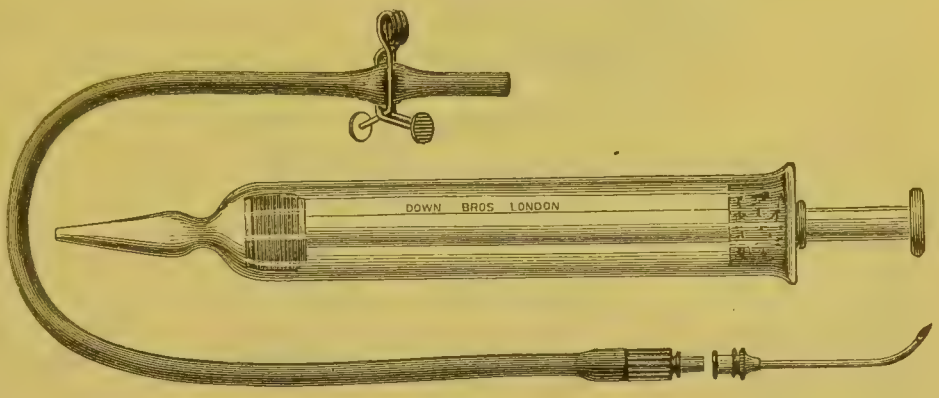

3301.

3301	Lane's, for the injection of saline solution (as described by Mr. W. Arbuthnot Lane, M.S., *Lancet*, Sept. 12, 1891), in wooden case	0 9 0
	Ditto, in japanned tin case	0 12 6

Directions accompany each instrument.

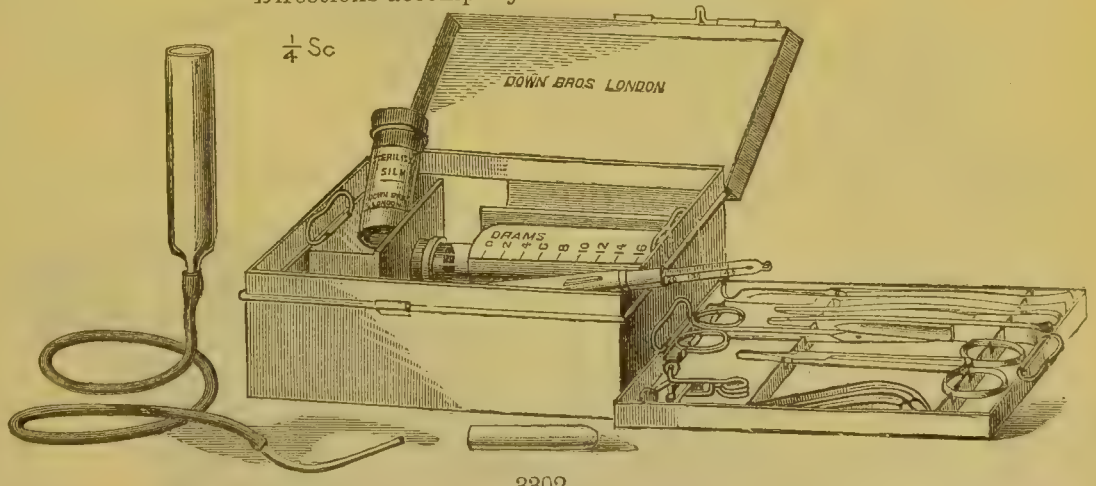

3302.

3302	Wallace's (as used at St. Thomas's) complete Infusion Set. Consisting of glass Funnel with india-rubber Tube and Clip, silver Pipes of 2 sizes, Scalpel and Aneurysm Needle with solid forged nickel-plated handles, Rat-tooth Forceps, Dissecting Forceps, Artery Forceps and Scissors, nickel plated; sterilized Silk and Needles, Tube of Compressed Salt Tablets, and Thermometer; in japanned tin case	3 3 0

If in German Silver Nickel-plated Case, £4.

3303*	**Chloride of Sodium Tablets,** for preparing solution, per tube of 6	0 0 5

* The items marked thus * are not illustrated.

No. **Saline Infusion Apparatus,** *continued*,—

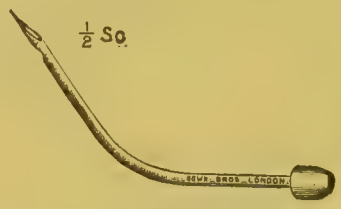

3304.



3305.

		£	s.	d.
	Needles for Injecting into Cellular Tissue,—			
3304	Horrocks' . . . . . each	0	2	6
3305	Lane's . . . . . „	0	2	6

Apparatus for the Transfusion of Blood.

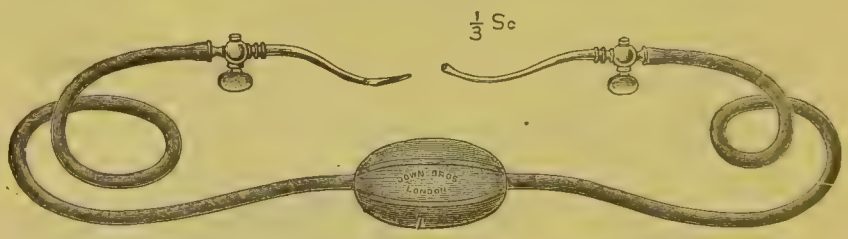

3306.

Transfusion Apparatus,—

3306	Aveling's with Scalpel and Forceps, in japanned tin box, complete	1	5	0

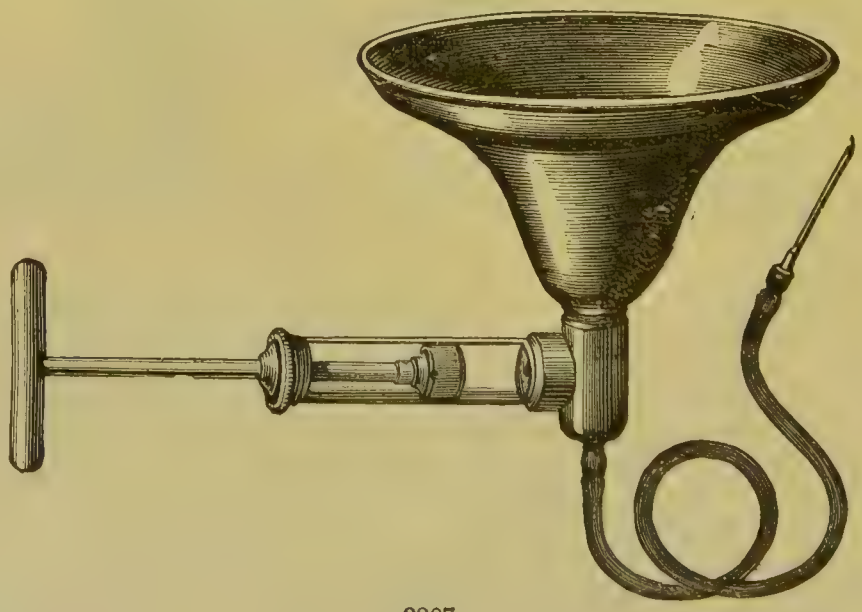

3307.

3307	Collins', for de-fibrinated blood, in wood case	1	17	6

No. **Transfusion Apparatus,** *continued,*— £ s. d.

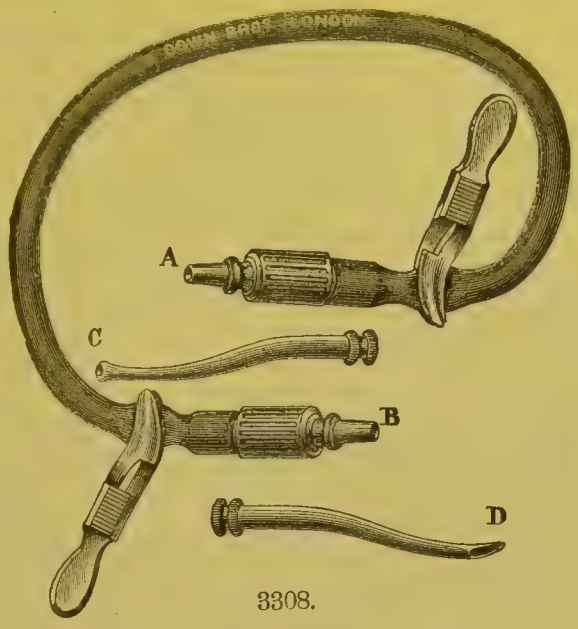

3308.

Transfusion Apparatus, *continued,*—

3308 Galabin's, for direct arterial transfusion . . . . each 0 16 6

Leather case for above, 4*s.* 6*d.* extra.

Apparatus for Treatment of Haemorrhage by Gelatine Injection.

BY DR. G. W. DAVIS, OF SIDCUP.



3309.

Gelatine Injection Apparatus,—

3309 Davis', consisting of All-metal Syringe, with silver mounts and Platinum-iridium Needle, Tube Sterilized Gelatine Solution, 6 Chloride of Sodium Tablets, 1 oz. Flexible Collodion, Dissecting Forceps, Scissors with take-off joint, Scalpel and Aneurysm Needle with solid forged handles, Packet Needles, Hank Chromic Catgut, and Pledget of Cotton Wool, in metal case 7 0 0

No.

Gelatine Injection Apparatus, *continued*,—

Extract from the "Lancet," September 13, 1901.

AN EMERGENCY CASE.

Messrs. Down Bros. have made for me the case figured, and a leather satchel by which it may be carried by hand or on a bicycle. The case is furnished with instruments to treat internal haemorrhage by the subcutaneous injection of saline solution, and also for the intravenous injection of normal saline solution. The distinctive features of the case are that it contains an hermetically-sealed tube of sterilized gelatine solution, and that the syringe is made wholly of metal, and all its fittings non-corrodible. All the junctions are made sure by bayonet catches. The dimensions are $9\frac{1}{2}$ inches by $5\frac{3}{8}$ inches by $1\frac{7}{8}$ inches, and the weight is $3\frac{1}{4}$ pounds. Beyond its special service in haemorrhage the syringe is useful as an aspirator for exploration, and the other instruments are such as are required for the treatment of simple wounds and minor surgery. The contents of the case are as follows:—(1) syringe, with metal plunger, platino-iridium needle, and silver vein canula; (2) scissors, dissecting forceps, scalpel and aneurysm needle; (3) metal compartment for needles and chromic gut; (4) collodion flexible; (5) soloids of sodium chloride, and (6) an hermetically-sealed tube of saline gelatine solution, to make five ounces for injection as one dose, put up by Mr. Martindale, at my prescription.

GEO. W. DAVIS, M.D., B.S.DURH.; L.R.C.P.LOND.;
M.R.C.S.ENG., SIDCUP, KENT.

Uterine and Vaginal Instruments.

No.		£	s.	d.
	Gynæcological Bags, fitted,—			
3310*	Barnes'. Containing 2 Spanton's Aseptic Vaginal Specula, Straight Speculum Forceps, Simpson's Uterine Sound, Barnes' whalebone Sound, Simpson's Metrotome, Küchenmeister's Scissors, Sims' Fine Hook, solid forged; Barnes' Ecraseur, Barnes' Caustic Probe, Ointment Introducer, Introducer for Sulphate of Zinc Points, Scarifier, with metal handle and silver Cap; Intra-Uterine Injector, Down Bros.' Aseptic Sponge Holder, Skinner's light pattern Inhaler, Macphail's Aseptic Needle Holder, 1 dozen assorted Needles, silver Female Catheter with Stopcock, Down Bros.' Aseptic Vaginal Syringe, 1 dozen each Sponge and Laminaria Tents, 2 Squarey's india-rubber Intra-Uterine Stems, Cotton Wool, Lint, Bottle containing 3 sizes Silk on spools, 3 Barnes' tin Pessaries, 2 Thomas's Anteversion Pessaries, 1 Barnes' Galvanic Intra-Uterine Stem, 1 Barnes' Cup and Stem Pessary for prolapsus, 1 Inflating Air Pessary with Inflating Pump, 1 Sims' glass Vaginal Rest, and Barnes' Tent Introducer with metal handle; in morocco bag, complete	14	14	0
	The Morocco Bag only, without instruments	2	12	6

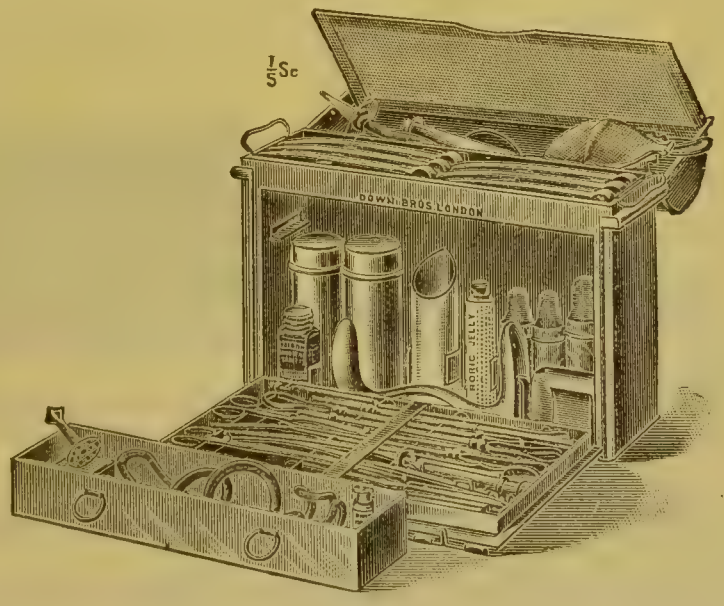

3311.

3311 **Aseptic Metal Bag**, fitted. Containing Set of 3 Spanton's Aseptic Vaginal Specula, Sims' Duckbill Speculum, Horrocks' Uterine Sound, 6 Hawkins-Ambler's Conical metal Dilators, Sims' Sharp Hook, Teale's Vulsellum Forceps and Straight Uterine Forceps, with take-off joints; Barnes' Tent Introducer, Scarifying Knife with silver Cap, Sharp and Blunt Curette, Douching Curette, Simpson's Porte Caustique, Bottle Sulphate of Zinc Points, 2 Playfair's Probes, 2 Down Bros.' Aseptic Sponge

* The items marked thus * are not illustrated.

No. **Uterine and Vaginal Instruments,** *continued,*— £ s. d

Gynæcological Bags, *continued,*—

Holders, Box Hollow Laminaria Tents, Box Carbolized Sponge Tents, 1 Squarey's Intra-Uterine Stem, 2 Hodge's Pessaries, 2 watch-spring Pessaries, 1 Galabin's Anteversion Pessary, 1 Tube Boric Jelly, 1 Tablet Antiseptic Soap in metal case, Bottle Mercurial Pellets, 2 nickel-plated metal Boxes for Tampons and Gauze, two 1-oz. Bottles in metal cases, 1 Down Bros.' Aseptic Vaginal Syringe, 1 Schimmelbusch's Mask and 1 Rodman's Drop Bottle; all instruments with Aseptic metal handles, complete . . . . . 16 0 (

Waterproof outside cover . . . . . extra 0 10 (



3312.

Portable Sets of Uterine Instruments,—

3312 Bennett's. Consisting of Sponge Holder, with silver Prongs and Cap, Caustic Holder with silver Cap (palladium and silver Quill), and Scarifying Knife with silver Cap, all with metal handles . in leather case, £1 5*s.*; in metal case 1 15 6

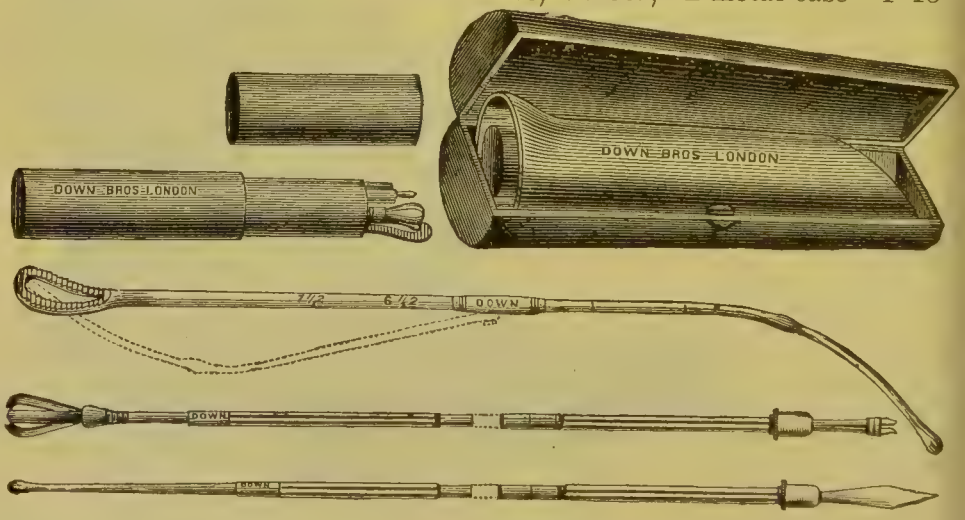

3313.

3313 Portable Speculum Set, suggested by W. D. Spanton, F.R.C.S., of Hanley. Consisting of Folding Uterine Sound and Retractor, silver Sponge Holder, silver Caustic Case (palladium and silver Quill), Scarifying Knife with silver Cap and aluminium Playfair's Probe, all with metal handles; with No. 2 Spanton's Aseptic Porcelain Speculum, in case 1 15 6

3314* Ditto, with 1 each Nos. 2 and 3 Spanton's Aseptic Porcelain Specula, in case 2 0 0

The Set of Instruments only, with metal handles, in pull-off case 1 6 6

* The items marked thus * are not illustrated.

No. **Uterine and Vaginal Instruments,** *continued,*—



3315.

		£	s.	d.
	Boric Acid Scoops,—			
3315	Vulcanite . . . . . each	0	3	0



3316.

Canula,—

3316	Atthill's, for applying nitric acid to the Fundus, vulcanite, each	0	4	6
3317*	Ditto, ditto, platinum . . . . . „	1	19	6



3318.

Catheters and Tubes for washing out the Uterus,—

3318	Bozemann-Fritsch's, 3 sizes . . each, 4*s.* 6*d.*; extra large	0	6	0

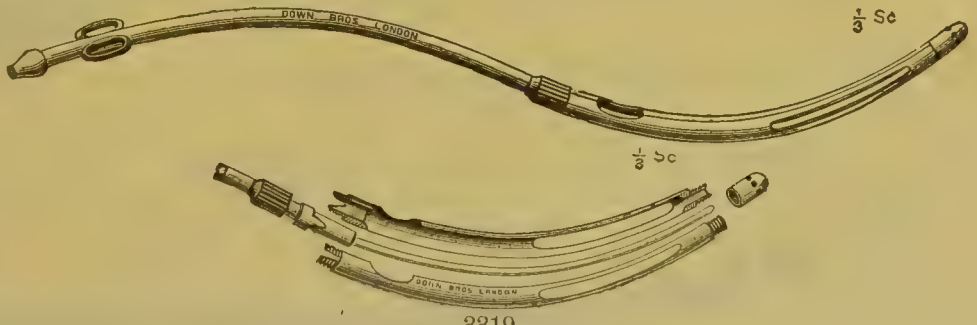

3319.

3319	Bozemann-Fritsch's, Aseptic, to take apart, 3 sizes, each, 7*s.* 6*d.*; extra large	0	9	0



3320.

3320	Budin's, celluloid, 4 sizes . . . . . each	0	4	6

* The items marked thus * are not illustrated.

No.

Uterine and Vaginal Instruments, *continued*,—



3321.

£ s. d.

Catheters and Tubes for washing out the Uterus, *continued*,—

3321 Budin's glass, 3 sizes . . . . . each 0 1 3

These are also made in Green Glass, price 1*s.* 9*d.* each.

Cases for these Tubes, to prevent breaking in carriage, each, 9*d.*

3322* Ditto, metal, 3 sizes . . . . . each 0 5 0

Brushes for use with Budin's Tubes, each, 4*d.*

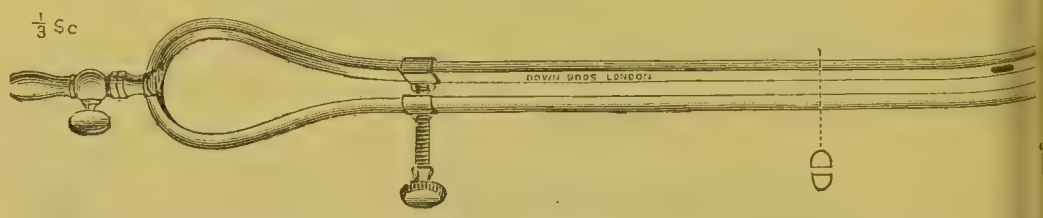

3323.

3323 Doleris' metal, dilating . . . . . each 0 10 6



3324.

3324 Duncan's, Dr. W. A., vulcanite, Double Channel . . each 0 8 6



3325.

3325 Hayes' metal, with end to screw off . . . . each 0 7 6



3326.

3326 Hewitt's glass . . . . . each 0 1 9

* The items marked thus * are not illustrated.

No. **Uterine and Vaginal Instruments,** *continued,*—

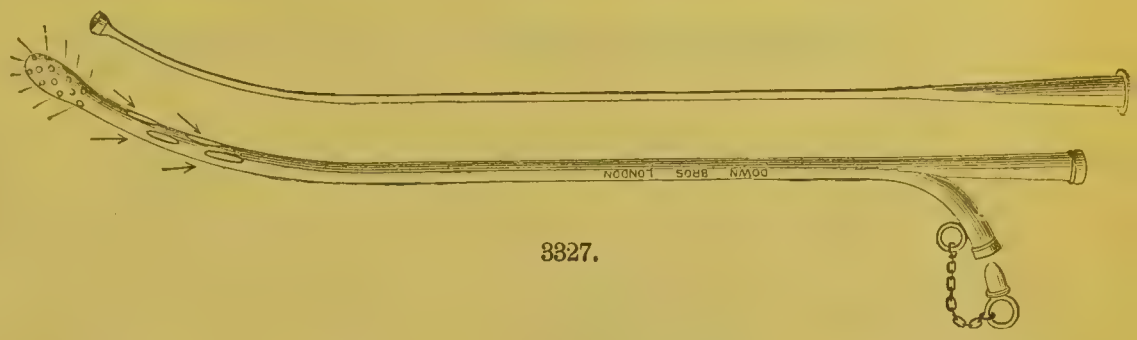

3327.

£ *s.* *d.*

Catheters and Tubes for washing out the Uterus, *continued,*—

3327 Ostlere's, Double Channel . . each, plated, 18*s.*; silver 1 11 6



3328.

Caustic Holders,—

3328 With silver Cap (palladium and silver Quill), metal handle, each 0 7 6

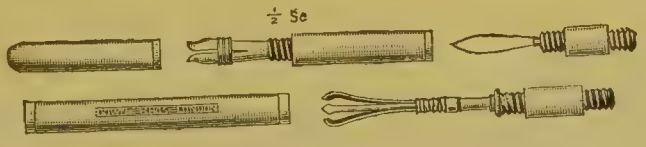

3329.

3329 With silver gilt Quill, combined with Scarifier and Sponge Holder, metal handle . . . . . each 0 8 6

The above are made to take No. 4 Caustic Points (*see page* 217).



3330.

3330 Barnes' or Simpson's "Porte Caustique," used for placing Sulphate of Zinc points in Uterus . . . each 0 7 6

3331* **Sulphate of Zinc Points** (suitable for use with Fig. 3330), per doz. 0 1 6

* The items marked thus * are not illustrated.

No.

Uterine and Vaginal Instruments, *continued*,—



3332.

£ s. d.

Curettes or Scrapers, with metal handles, nickel plated,—

3332 Bell's . . . . . each 0 7 6

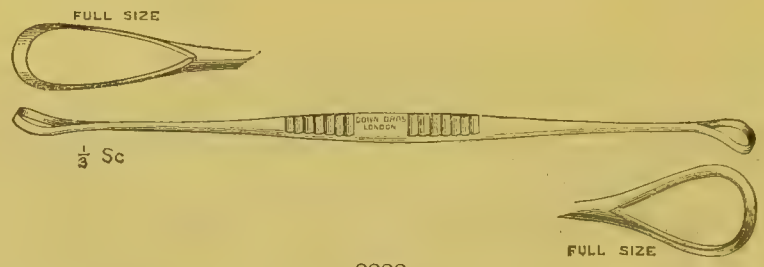

3333.

3333 Blunt and sharp combined . . . . . each 0 7 6

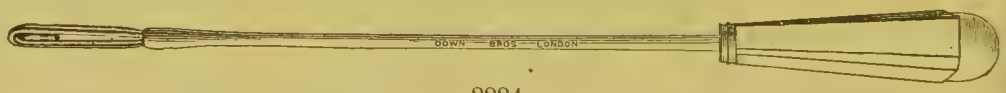

3334.

3334 Duke's "Egg Whisk," for removing clots of mucus from Cervical Canal . . . . . each 0 5 6



3335.

3335 Gervis', with large and small ends . . . . . each 0 8 6

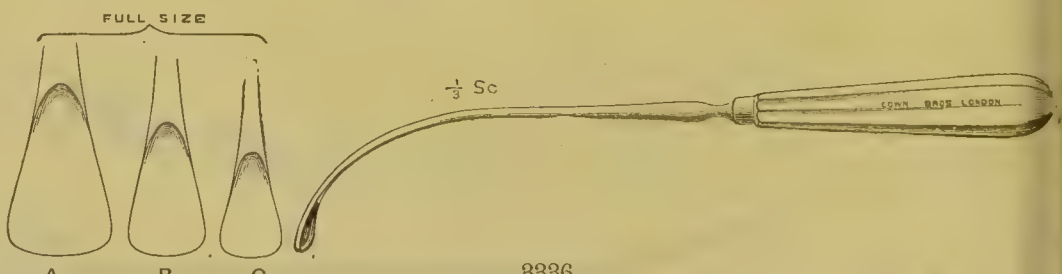

3336.

3336 Herman's, 3 sizes—¼, ⅜, and ½-in. . . . . each 0 7 6



3337.

3337 Horrocks', fine blunt . . . . . each 0 7 6

No.

Uterine and Vaginal Instruments, *continued*,—



3338.

£ s. d.

Curettes or Scrapers, with metal handles, nickel plated, *continued*,—

3338 Martin's (or Recamier-Roux) . . . . . each 0 8 6

Recamier's (*see* Martin's).

Simon's Sharp Spoons, 3 sizes (*see* Fig. 2889, p. 634).



3339.

3339 Simpson's, sharp, 2 sizes—$\frac{1}{4}$ and $\frac{3}{8}$-in. . . . . each 0 6 6



3340.

3340 Sims', sharp, with pliable stems, 3 sizes—$\frac{1}{4}$, $\frac{3}{8}$, and $\frac{1}{2}$-in., solid forged steel handles . . . . . each 0 6 6



3341.

3341 Sims', blunt, used also as a Wire Twister . . . each 0 6 6



3342.

3342 Thomas's, with pliable stem and dull edge, 3 sizes—$\frac{1}{4}$, $\frac{3}{8}$, and $\frac{1}{2}$-in. . . . . each 0 6 6



3343.

3343 Thomas's serrated $\frac{9}{16}$ th diam. . . . . each 0 10 6

No.

Uterine and Vaginal Instruments, *continued*,—



3344.

Flushing Curettes, with metal handles, nickel plated,— £ *s.* *d.*

3344 With blunt edge, 2 sizes—$\frac{5}{16}$ and $\frac{9}{16}$-in. . . . . each 0 7 6



3345.

3345 With sharp edge, steel, $\frac{5}{16}$-in. . . . . each 0 10 6



3346.

3346 Marshall's, steel . . . . . each 0 13 6

Extract from the "Lancet," April 9, 1897.

AN IMPROVED UTERINE FLUSHING CURETTE.

The advantages of a flushing curette for the uterus are obvious, but those hitherto made have many disadvantages. Most of them do not give a good flush; in some the curette is too large compared with the diameter of the tube, and is hence liable to get "nipped" by the cervix closing upon the shaft. Even in the most modern forms the scraping edge is too extensive and liable to cause unnecessary laceration in a longitudinal direction. The instrument figured here is an attempt to avoid these drawbacks. It is simply a modified Barker's flushing curette made to a size to fit the uterus, and with two scraping edges at the end. The advantages are (1) a good flush; (2) the curette is only one-eighth of an inch wider than the shaft; (3) the scraping surface at the back of the curette enables a backward scrape to be given when dealing with the angles of the uterus without turning the instrument round; and (4) the flush is directed forwards by the anterior opening being larger than the posterior. The instrument was made from my drawings by Messrs. DOWN BROS., of St. Thomas's Street, London, S.E.

C. F. MARSHALL, M.D. Vict., F.R.C.S. Eng.

Lock Hospital, Harrow Road, W.



3347.

3347 Murray's (Dr. C. E. Murray, of Johannesburg), similar to Marshall's, but with groove down back for return flow . each 0 19 6

No. **Uterine and Vaginal Instruments,** *continued*,—

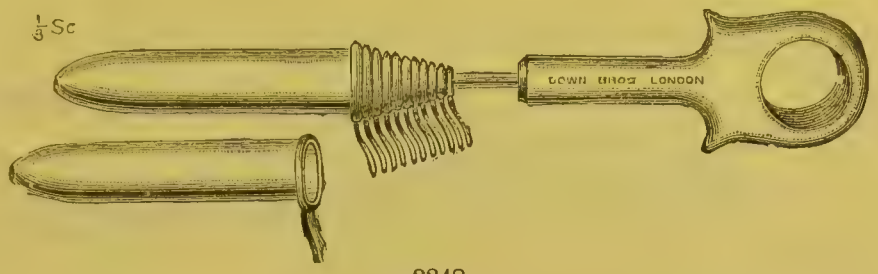

3348.

		£	s.	d.
	Dilators for the Cervix, nickel plated,—			
3348	Auvard's, Set of 11 sizes . . . . . per set	2	2	0

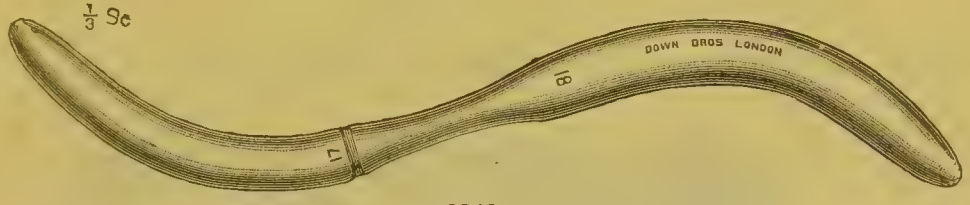

3349.

3349	Fenton's, double ended, metal, 12 sizes, each (mm. in diam.), $\frac{3}{4}$, 7*s.* 6*d.*; $\frac{5}{6}$, 7*s.* 6*d.*; $\frac{7}{8}$, 7*s.* 6*d.*; $\frac{9}{10}$, 8*s.*; $\frac{11}{12}$, 8*s.*; $\frac{13}{14}$, 8*s.*; $\frac{15}{16}$, 9*s.*; $\frac{17}{18}$, 9*s.*; $\frac{19}{20}$, 9*s.*; $\frac{21}{22}$, 9*s.* 6*d.*; $\frac{23}{24}$, 9*s.* 6*d.*; $\frac{25}{26}$	0	9	6
*3349*a*	The set of 12, complete in metal case	7	15	0
3350*	The set of 12, complete in leather case	6	0	0
3351*	Roll-up sterilizable pouch to take set of 12	0	7	6



3352.

3352	Fritsch's set of 5, with metal handle, per set, 9*s.* 6*d.*; in leather case	0	14	6

* The items marked thus * are not illustrated.

No.

Uterine and Vaginal Instruments, *continued,*—

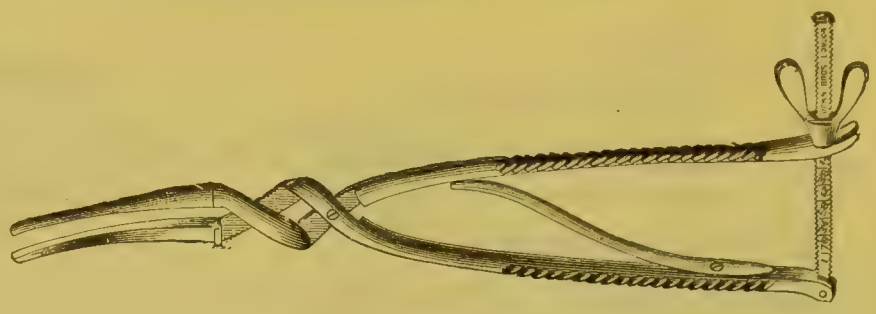

3353.

£ *s.* *d.*

Dilators for the Cervix, nickel plated, *continued,*—

3353 Gardner's . . . . . each 0 19 6



3354.

3354 Galabin's conical steel Sounds, with metal handle . . each 0 5 0



3355.

3355 Galabin's conical steel Sounds, per set of 3, in metal case, with Down Bros.' lift-out Rack 1 17 6

The set of 3 in leather case, £1 1*s.*

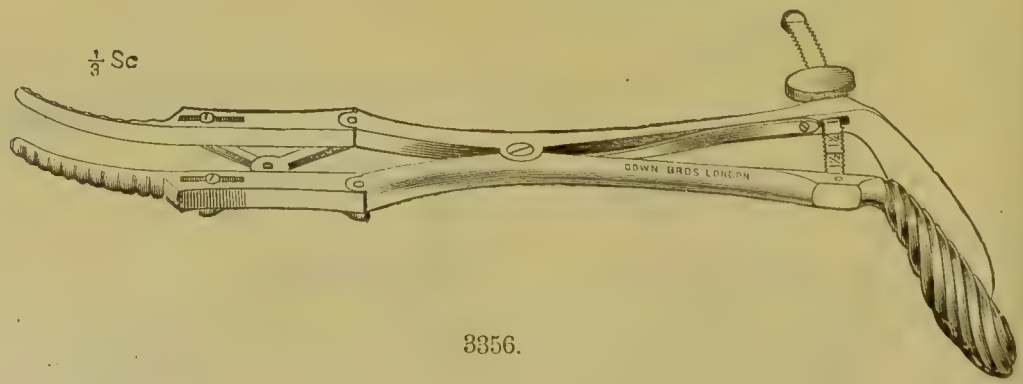

3356.

3356 Goodell's, with metal handles . . . . . each 1 15 0

* The items marked thus * are not illustrated.

No.

Uterine and Vaginal Instruments, *continued*,—



3357.

	Dilators for the Cervix, nickel plated, *continued*,—	£	s.	d.
3357	Hawkins-Ambler's, conical, metal, 16 sizes, $\frac{3}{6}$ to $\frac{18}{21}$ (mm. diam.) each	0	4	6
3358*	The set of 16, complete, in mahogany case	4	10	0
3359*	Roll-up sterilizable Pouches, to take sets of 8, 5*s.* 6*d.*; sets of 16	0	7	6

From the "Lancet," May 4, 1895.

I wish to draw attention to a new form of Uterine Dilator that Messrs. DOWN BROS. have made for me with great care, and which in my own hands and those of my friends has proved a very useful instrument. Briefly, the construction is as follows: Each dilator is seven inches in length, is made of metal electro plated, and is hollow and conical. They are a variety of Hegar's dilators, and the sizes are on Hegar's scale; but, unlike his instruments, which are too numerous, advance in complete sizes, and are not so certainly kept clean as a metal instrument. Mine are conical, each dilator covering three sizes Hegar in the first inch and a half, and a fourth size in the next inch. My No. 1 starts at 3 Hegar and ends at 6 Hegar, within two inches and a half of the point. No. 2 runs from 4 to 7 Hegar. My last, No. 16, from 19 to 21 Hegar, a size large enough for most purposes. No. 1 is not too large to start with, and when one dilator has passed the next is easily received and used.

G. A. HAWKINS-AMBLER, F.R.C.S. ED.



3360.

3360	Hawkins-Ambler's, complete set of 16 Conical Metal Dilators, sizes $\frac{3}{6}$ to $\frac{18}{21}$ (millimetres in diameter), in metal case, with lift-out frames . . . per set, complete	6	3	6

* The items marked thus * are not illustrated.

No.

Uterine and Vaginal Instruments, *continued*,—

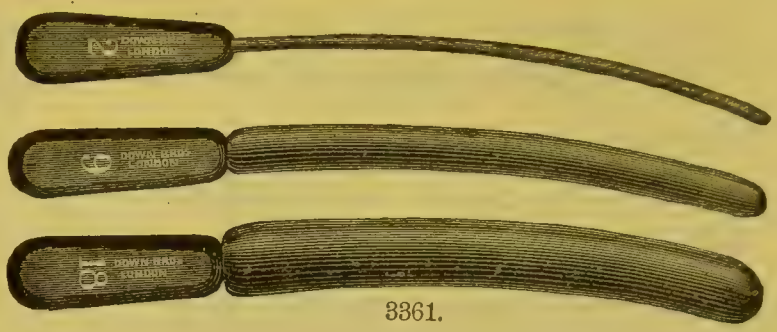

3361.

		£	s.	d.
	Dilators for the Cervix, *continued*,—			
3361	Hegar's, vulcanite, 25 sizes (2 to 26 mm. diam.) each, 1*s.* 8*d.*; per set of 25	2	0	0
3362*	Ditto, ditto, set of 25, in case	2	6	0
3363*	Ditto, glass, 22 sizes (5 to 26 mm. diam.) . . . each	0	1	0
3364*	Ditto, ditto, per set of 22, in case	1	8	0



3365.

3365	Hegar's, Improved Pattern, vulcanite, each, 1*s.* 8*d.*; set of 25 .	2	0	0
3366*	Ditto, ditto, per set of 25, in case	2	6	0

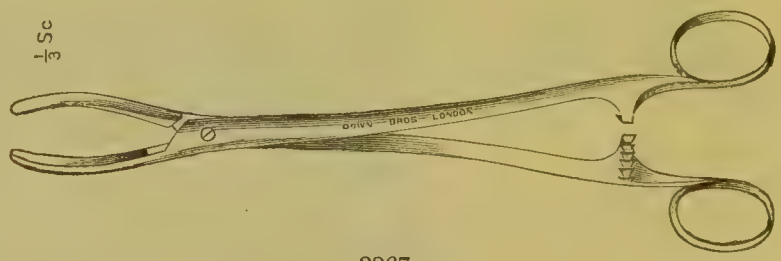

3367.

3367	Forceps for introducing Hegar's Dilators, nickel plated . each	0	13	0

A shorter model of the No. 3361 Hegar's Dilators are supplied for use with these Forceps.



3368.

3368	Heywood Smith's cylindrical steel Sounds, nickel plated . each	0	4	6

* The items marked thus * are not illustrated

No. **Uterine and Vaginal Instruments,** *continued,*—



3369.

£ s. d.

Dilators for the Cervix, nickel plated, *continued,*—

3369 Matthews Duncan's, per set of 12, sizes 6 to 17 Eng. Cath. gauge, each, 3*s.* 6*d.*; fitted in metal case with Down Bros.' lift-out Rack 3 10 6



3370.

3370 Priestley's . . . . . each 1 10 0



3371.

3371 Ramsay's, made in 16 sizes, $\frac{3}{6}$ to $\frac{18}{21}$ . . . . each 0 6 0

The sizes represent millimetres in diameter.

3372* Kharki pouches, to hold set of 8 . . . . . each 0 5 6

3373* Ditto, per set of 16 . . . . . ,, 0 7 6

Extract from the "Lancet," March 1, 1903.

Dr. F. Winson Ramsay exhibited a series of perforated hollow metal Uterine Dilators. He maintained that their use was not attended by the piston-like action of otherwise similar dilators, and that their introduction was consequently much more easy and free from any risk of forcing deleterious matter into the Fallopian tubes.

* The items marked thus * are not illustrated.

No.

Uterine and Vaginal Instruments, *continued*,—



3374.

£ s. d.

Dilators for the Cervix, nickel plated, *continued*,—

3374 Reid's, with metal handle . per set, £1 15*s.*; in leather case 2 2 0

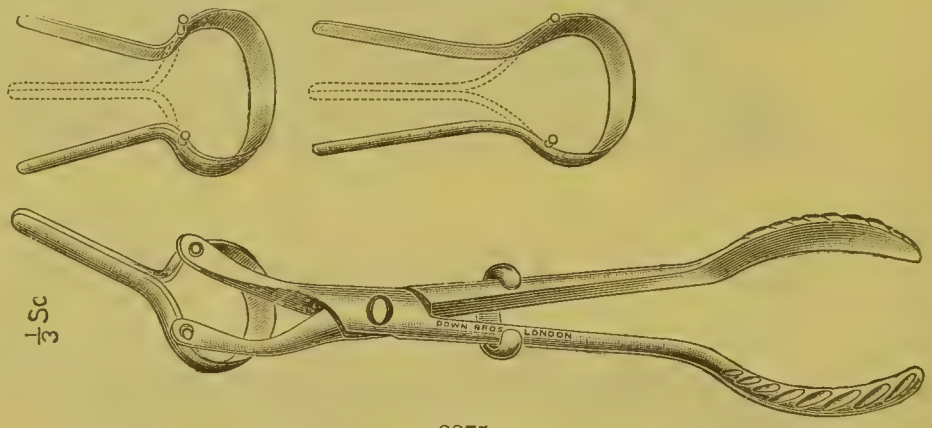

3375.

3375 Schatz's Metranoikter, the set consisting of 5 Dilators, with Forceps for compression and introduction . . per set 2 5 0

Extract from the "Journal of Obstetrics and Gynaecology," September, 1902.

In October, 1881, Professor Schatz, of Rostock, showed the Obstetrical Society of Leipzig, a new instrument for the purpose of dilating the uterine cavity. Having tried it himself for some length of time before making it generally known, he could say of the same that, being once easily introduced into the uterus, it performed its task gradually, automatically, and in a comparatively short time. Besides it is exceedingly simple in construction, and is sterilized very easily. In about twelve to twenty-four hours the desired effect is produced, but there is no danger of infection in letting it remain longer. It causes hardly any pain to the patient nor any trouble to the physician during the time of its installation in the cervix. This instrument is the metranoikter or metroikter of Schatz.

It dilates by means of a strong and round elastic spring, and consists of one part which is to be introduced into the cervix and a pair of forceps with which it is placed in position. The former, a kind of pin or peg, is 5·5 cm. in length, and 5 mm. thick; it is slit in the middle, both halves joined together by the spring mentioned above. When the instrument is open, the branches are about 4 or 5 cm. apart, and the strength which is required to bring them close together—i.e. the resistance of the spring—is the strength of the metroikter. This resistance varies in different sizes from 3 to 8 kilogrammes. This instrument cannot be introduced with the forceps unless the two branches are quite close together. Two small studs on the spring of the dilator fit into a pair of holes in the front part of the forceps. The forceps is applied to these studs, locked and kept in position by a ring, round the handles. Now the instrument is ready for use. After it is introduced through the os externum the dilator works through the elasticity of the spring, which has to separate the two branches, and this is done by gradually overcoming the resistance of the muscular tissues of the uterus.

No.

Uterine and Vaginal Instruments, *continued*,—

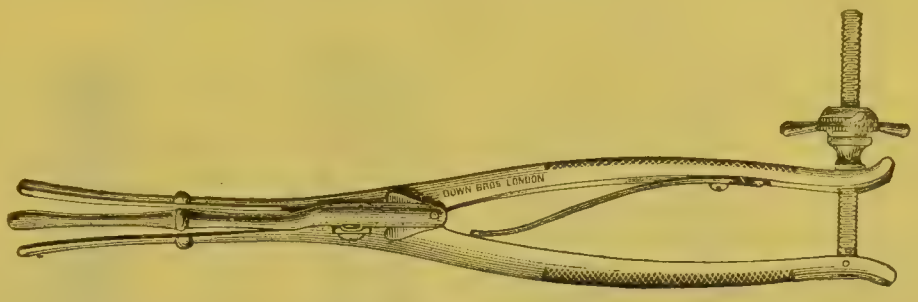

3376.

Dilators for the Cervix, nickel plated, *continued*,— £ s. d.

3376 Sims' three-blade . . . . . each 1 17 6

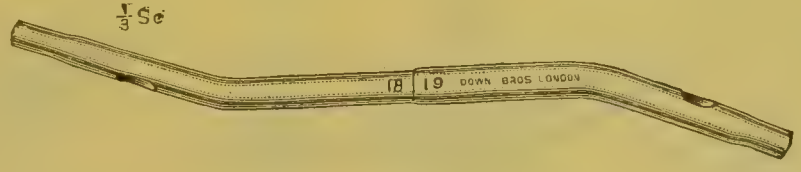

3377.

3377 Sloan's, in 12 sizes, $\frac{3}{4}$ to $\frac{25}{26}$ (millimetres in diam.) . . each 0 8 6

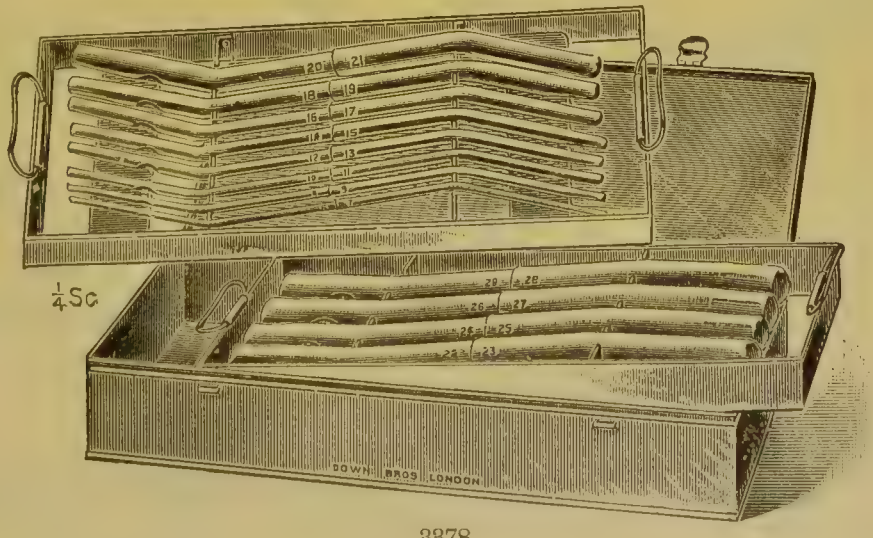

3378.

3378 Sloan's, Set of 12 sizes in aseptic metal case, with lift-out rack 7 7 0

No. **Uterine and Vaginal Instruments,** *continued*,— £ s. d.



3379.

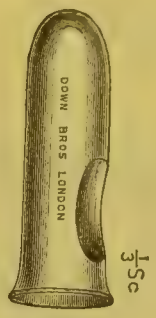

3380.



3381.

Dilators for Vaginismus,—

3379 Glass Plugs, recommended by Hart and Barbour, 3 sizes, each 0 1 0
3380 Sims', glass, 6 sizes . . . . . ,, 0 0 9
3381 Ditto, vulcanite, 6 sizes . . . . . ,, 0 2 6



3382.



3383.

Drainage Tubes, Intra-Uterine, Milton's,—

3382 Plated, in 3 sizes . . . . . each 0 5 6
Silver, in 3 sizes . . . . . ,, 0 9 0
3383 Forceps for introducing same, nickel plated . . . ,, 0 12 6

For treatment of inflammation of the Endometrium, especially in the puerperal and other Septic forms (*Lancet*, Oct. 17, 1891).

They are made of hard silver, and are inserted by means of the Forceps; when the Forceps are withdrawn the blades expand to their original divergence and maintain the tube in position.



3384.

Ecraseurs, etc., nickel plated (*see also pages* 849-851 and 1054).

3384 Barnes' . . . . . each 2 10 0

No. | **Uterine and Vaginal Instruments,** *continued*,—

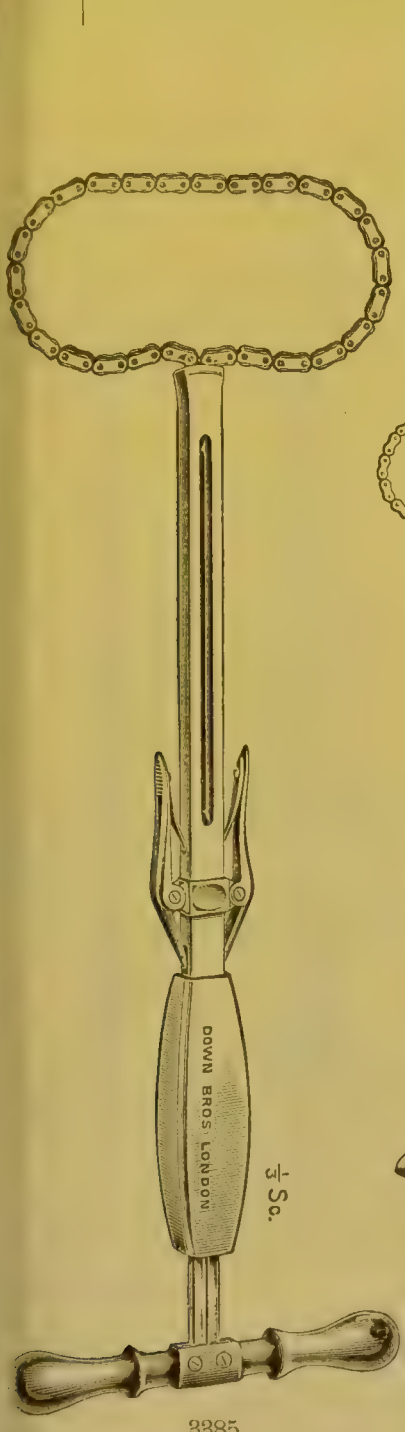

3385.



3386

3387.



3388.

		£	s.	d.
	Ecraseurs, etc., nickel plated, *continued*,—			
3385	Chassaignac's, straight, with metal handles . . . each	2	10	0
3386	Ditto, ditto, small size, ditto . . . . . ,,	1	11	0
3387	Ditto, curved, with metal handles . . . . ,,	2	15	0
3388	Ditto, ditto, small size, ditto . . . . ,,	1	16	0

No.

Uterine and Vaginal Instruments, *continued*,—

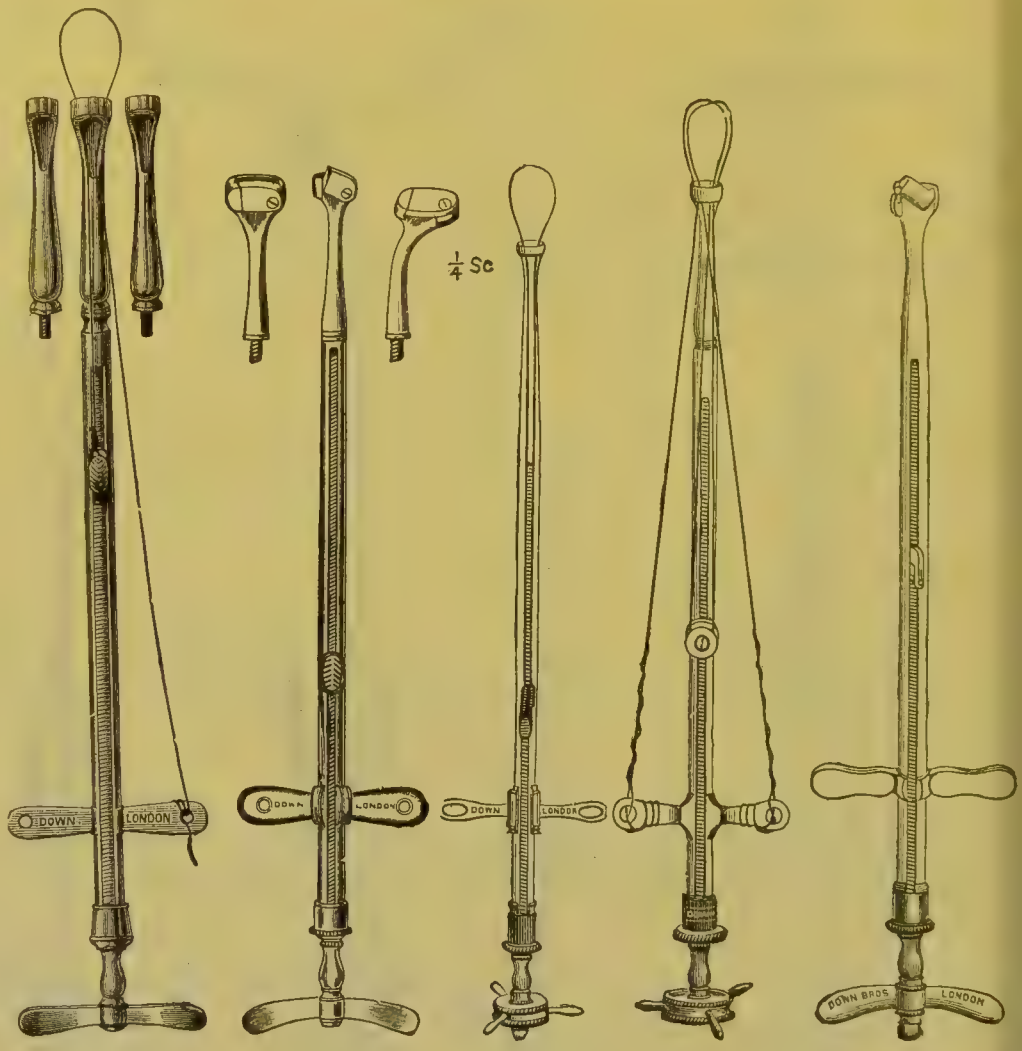

3389. 3390. 3391. 3392. 3393.

£ s. d.

Ecraseurs, etc., nickel plated, *continued*,—

3389	Galabin's, with 3 ends . . . . . each	2	12	6
3390	Heywood Smith's, with 3 ends . . . . . „	2	10	0
3391	Hicks', light pattern, for wire or wire rope . . . „	1	17	6
3392	Ditto, strong model, fitted with 3 ends of different sizes „	2	15	0
3393	Meadows', with 1 end . . . . . „	1	17	6

Fig. 3392 may be used either for plain wire, wire rope, or double wire rope, as shown; the cost of the wire rope is 2*s*. per length.

No. **Uterine and Vaginal Instruments,** *continued,*—

£ s. d.



3394.

Ecraseurs, etc., nickel plated, *continued,*—

3394 Short pattern, as used by Mr. Bryant . . . . each 1 12 6

(This model is too short for Uterine use.)



3395.

Wire Adjuster, nickel plated,—

3395 For adjusting wire when using Ecraseurs . . . each 0 6 0



3396.



3397.

Enucleators, with metal handles, nickel plated,—

3396 Sims', with loop end, with metal handle . . . . each 0 9 6

3397 Ditto, with cutting end, ditto . . . . . „ 0 9 6



3398.

Forceps, Uterine, nickel plated,—

3398 Abel's (as used at Rotunda Hospital), with serrated bulb ends and take-off joints . . . . . each 0 11 6

No. **Uterine and Vaginal Instruments,** *continued,*—

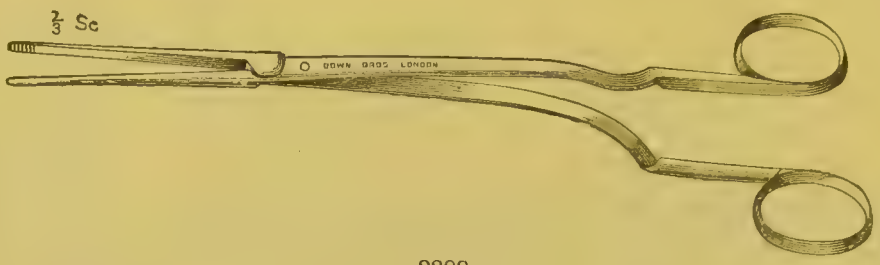

3399.

£ s. d.

Forceps, Uterine, nickel plated, *continued,*—

3399 Bantock's, fine, with take-off joint . . . . . each 0 9 6

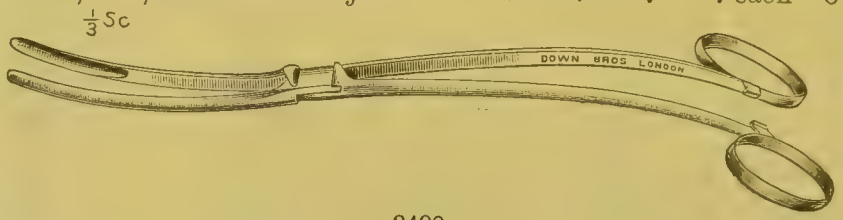

3400.

3400 Bozemann's, with take-off joint . . . . . each 0 14 6

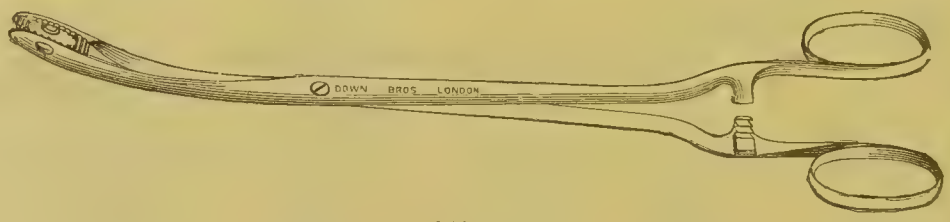

3401.

3401 Curved on flat, with rack . . . . . each 0 10 6
3402* Ditto, ditto, with take-off joint . . . . . „ 0 12 0

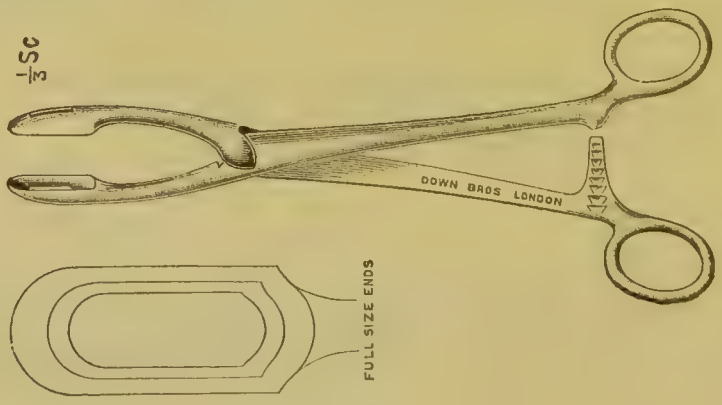

3403.

3403 Doyen's "Cutting" or "Punch," for piecemeal removal of interstitial uterine tumours, placenta débris, etc., with take-off joint, 3 sizes . . . . . each 0 16 6

* The items marked thus * are not illustrated.

No. **Uterine and Vaginal Instruments,** *continued,*—



3404.

£ *s.* *d.*

Forceps, Uterine, nickel plated, *continued,*—

3404 Duke's spring, sponge-holding . . . . . each 0 5 6



3405.

3405 For holding caustic potass . . . . . each 0 5 6



3406.

3406 Godson's Tumour . . . . . each 0 19 0
3407* Ditto, with take-off joint . . . . . ,, 1 1 0

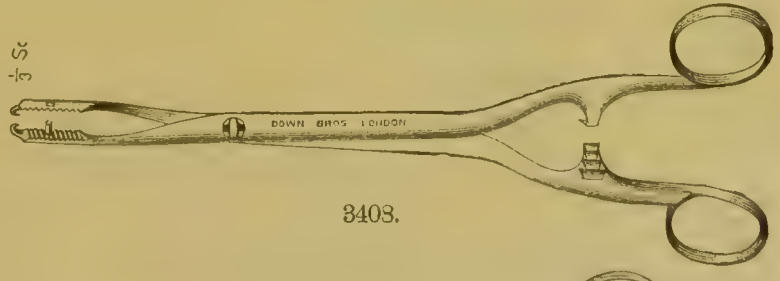

3408.

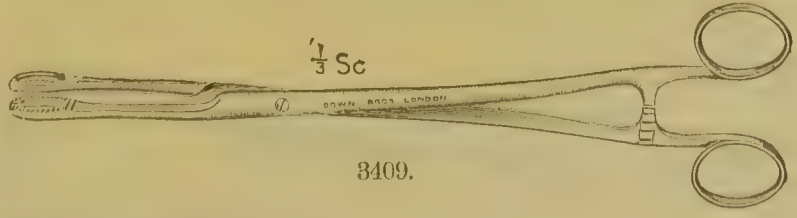

3409.

3408 Hegar's, with screw joint . . . . . each 0 9 6
3409 Heywood Smith's . . . . . ,, 0 12 6

* The items marked thus * are not illustrated.

No. **Uterine and Vaginal Instruments,** *continued,*—

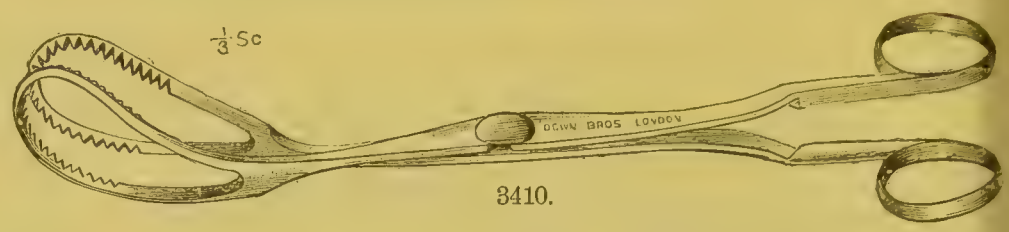

3410.

Forceps, Uterine, nickel plated, *continued,*— £ *s. d.*

3410 Heywood Smith's, Large Tumour . . . . each 0 14 6

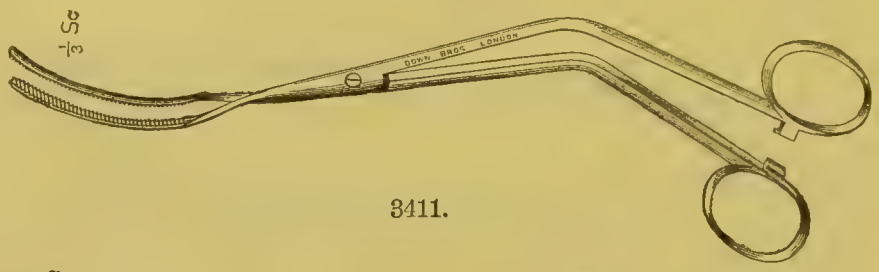

3411.



3412.

3411 Lloyd Roberts', with double curve . . . . . each 0 10 6
3412 Ditto, ditto, with take-off joint . . . . . ,, 0 12 0

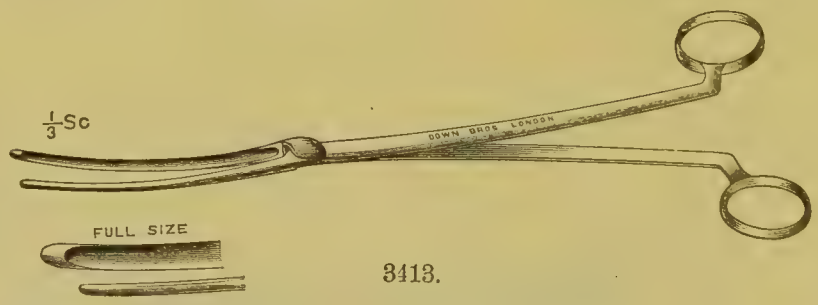

3413.

3413 Macnamara's "Applicator," with take-off joint . . each 0 11 6

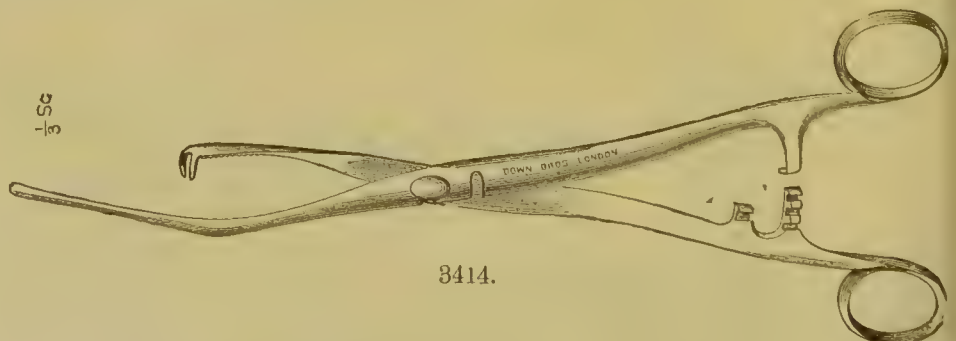

3414.

3414 Martin's (or Orthmann's) . . . . . each 0 16 0

No.

Uterine and Vaginal Instruments, *continued*,—

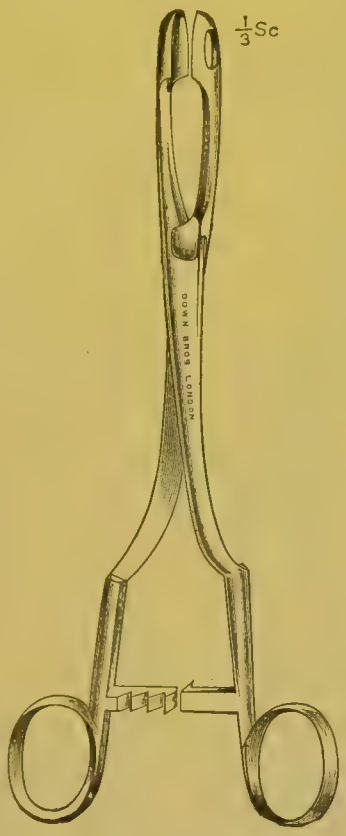

3262.



3415

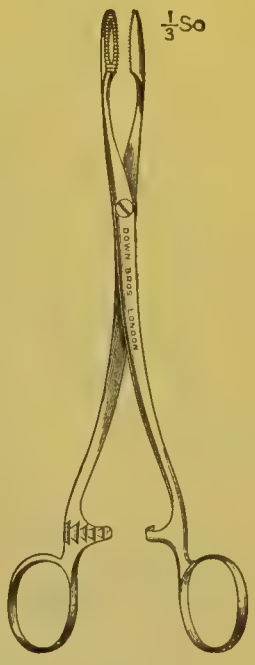

3417.

		£	s.	d.
	Forceps, Uterine, nickel plated, *continued*,—			
3262	Schultz's, with take-off joint . . . . . each	0	16	6
3263*	Ditto, with screw joint . . . . . „	0	14	6
3415	Straight . . . . . „	0	7	6
3416*	Ditto, with take-off joint . . . . . „	0	9	0
3417	Ditto, with rack . . . . . „	0	8	6
3418*	Ditto, with take-off joint . . . . . „	0	10	0

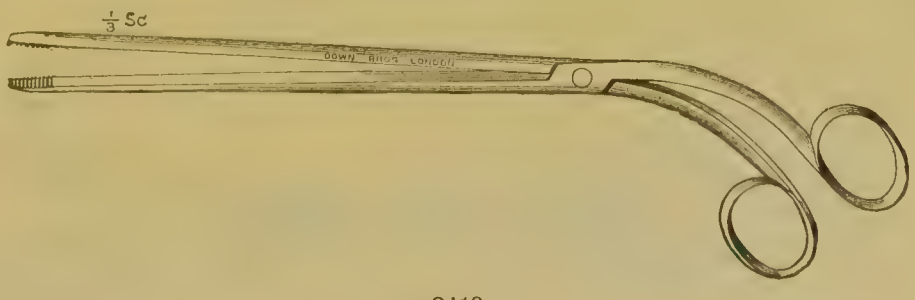

3419.

3419	Curved shanks, Whitehead's . . . . . each	0	6	0
3420*	Ditto, ditto, with take-off joint . . . . . „	0	7	6

* The items marked thus * are not illustrated.

No.

Uterine and Vaginal Instruments, *continued*,—

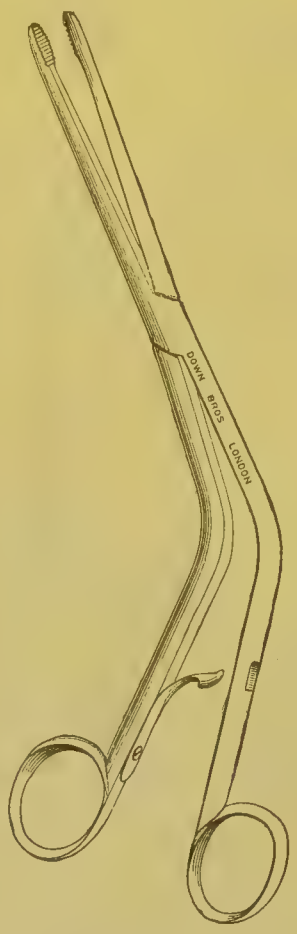

3421.

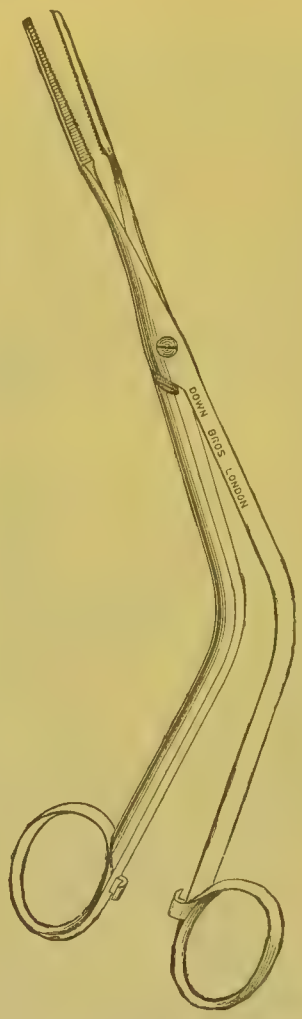

3422.

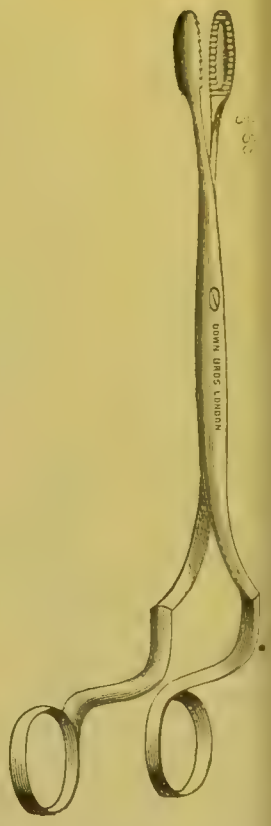

3423.

		£	s.	d.
	Forceps, Uterine, nickel plated, *continued*,—			
3421	Curved shanks and catch, blunt ends . . . . each	0	9	0
3422	Curved shanks and catch, fine points . . . . „	0	10	0
3423	Trowel shanks . . . . . „	0	8	6

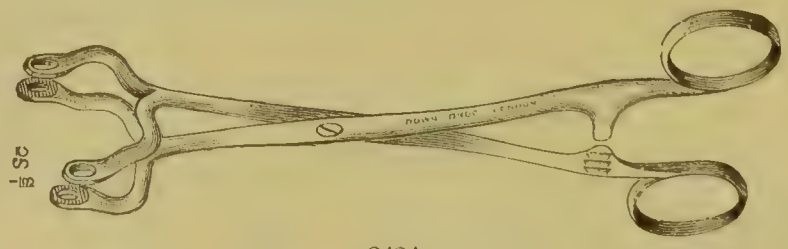

3424.

	Ventrifixation Forceps, nickel plated,—			
3424	Pounds' . . . . . each	0	16	6

No.

Uterine and Vaginal Instruments, *continued*,—

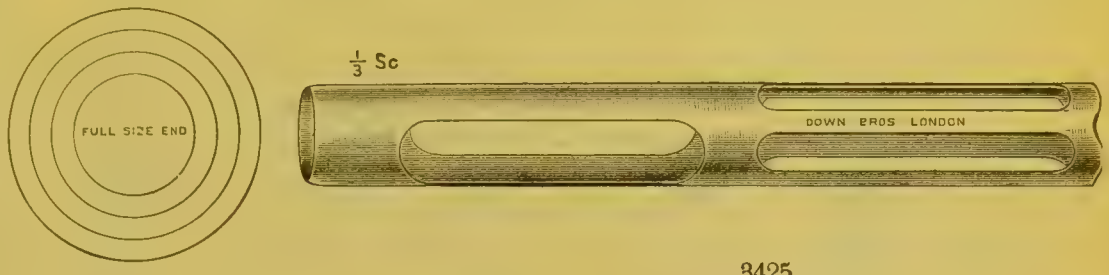

3425.

"Tubes Tranchants," for removal of Fibroid Tumours,—

		£	s.	d.
3425	Doyen's, in 4 sizes . . . each, 13*s.* 6*d.*; per set	2	14	0

By their aid the bulk of tumour can be quickly and materially reduced, thus facilitating removal.



1408.

Vulsellums, nickel plated,—

1408	Curved, curved on flat, or straight, 8 in. . . . . each	0	6	6

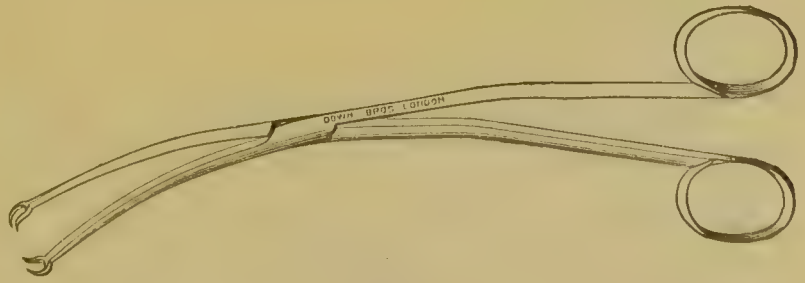

3426.

3426	Curved, to fit the finger . . . . . each	0	6	6

No.

Uterine and Vaginal Instruments, *continued,*—



3427.

£ s. d.

Vulsellums, nickel plated, *continued,*—

3427 Curved, with rack . . . each, 8-in., 9*s.* 6*d.*; 10-in. 0 10 6
3428* Ditto, with rack and take-off joint each, 8-in., 11*s.*; 10-in. 0 12 0



3429.

3429 Single pointed . . . . . each, 6*s.* 6*d.*; with rack 0 8 6



3430.

3430 Single pointed, with rack and take-off joint 0 10 0

* The items marked thus * are not illustrated.

No. **Uterine and Vaginal Instruments,** *continued,*—



3431.



3432.

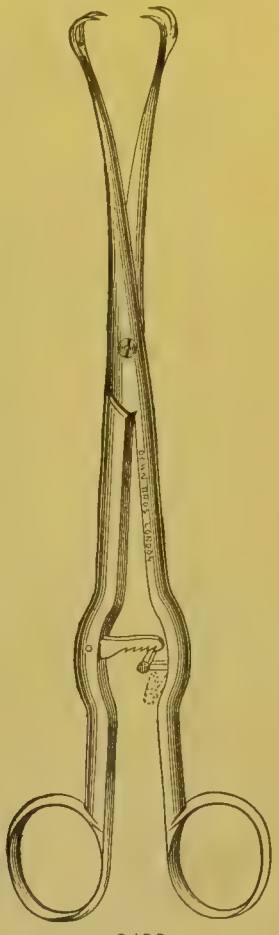

3433.

		£	s.	d.
	Vulsellums, nickel plated, *continued,*—			
3431	Straight, with rack, 10 in. . . . . each	0	10	6
3432	Ditto, ditto, with take-off joint, 10 in. . . . . „	0	12	0
3433	Ditto, with rack between bows, 10 in. . . . . „	0	15	0



3434.

3434	Straight, wide mouth, with rack . . . . . each	0	10	6

No. **Uterine and Vaginal Instruments,** *continued,*—



3435.

Vulsellums, nickel plated, *continued,*— £ *s.* *d.*

3435 Straight, with rack and side teeth, 8 in. . . . . each 0 8 6

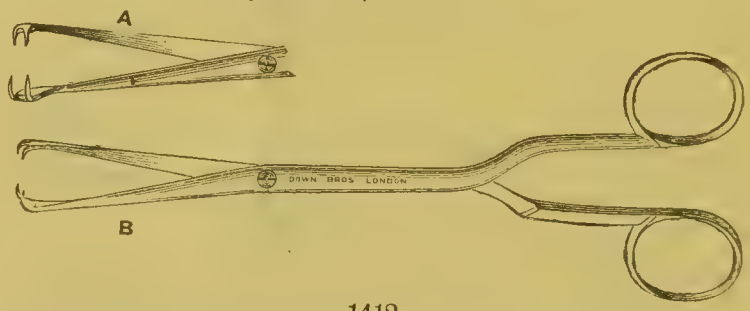

1412.

1412 Straight, cross-action, with teeth at side (A) or end (B), 8 in., each 0 7 6

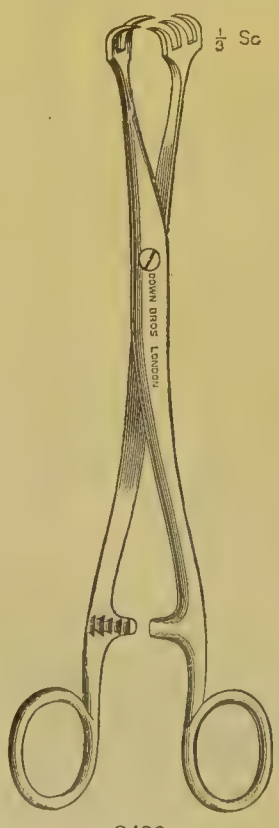

3436.



3437.

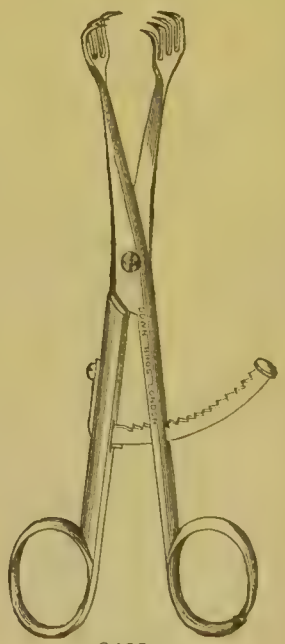

3438

3436 Champney's, 10½ in. . . . . each 0 15 0

3437 Ditto, with take-off joint, 10½ in. . . . . „ 0 17 0

3438 Curling's, 7 in. . . . . „ 0 12 6

No. **Uterine and Vaginal Instruments,** *continued*,—

£ s. d.

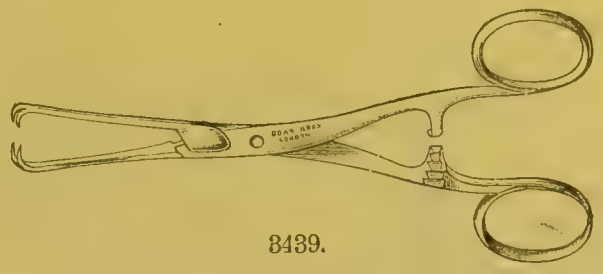

3439.

Vulsellums, nickel plated, *continued*,—

3439 Galabin's, with take-off joint, 7¼ in. . . . . each 0 10 0

3440* Ditto, with screw joint . . . . . „ 0 8 6

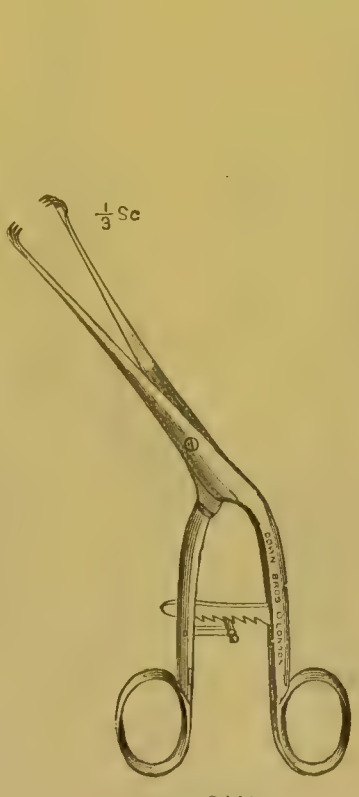

3441.

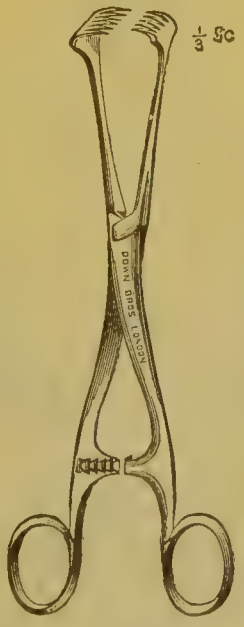

3442.

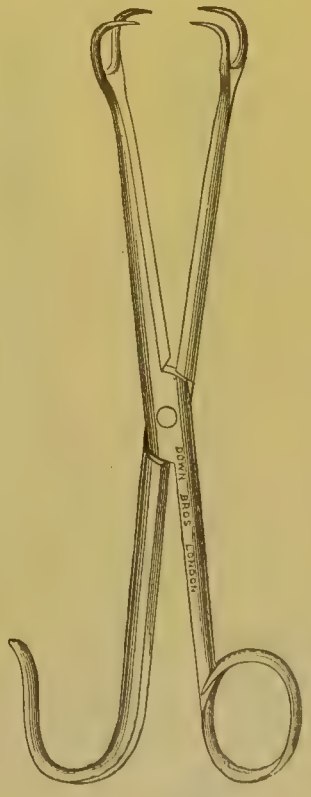

3443.

3441 Hart's . . . . . each 0 12 6

3442 Jordan Lloyd's, with take-off joint . . . . . „ 0 12 6

3443 Kidd's, 8 in. . . . . „ 0 7 6

* The items marked thus * are not illustrated.

No.	**Uterine and Vaginal Instruments,** *continued,*—	£	s.	d.

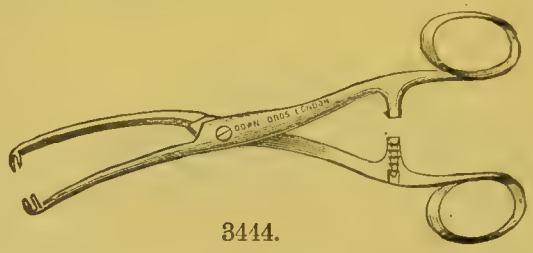

3444.

Vulsellums, nickel plated, *continued,*—

3444	Lewer's, 7 in. . . . . each	0	8	6
3445*	Ditto, with take-off joint . . . . . „	0	10	0

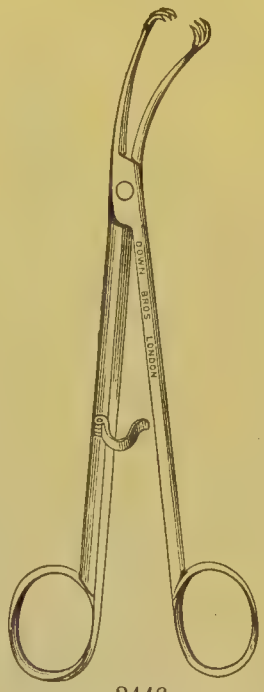

3446

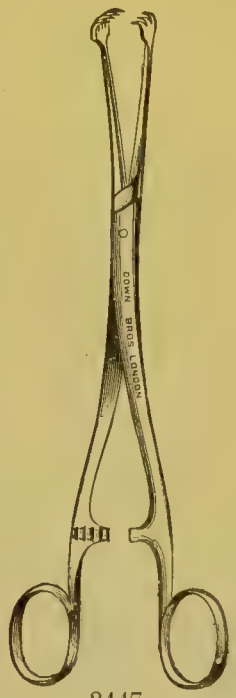

3447.

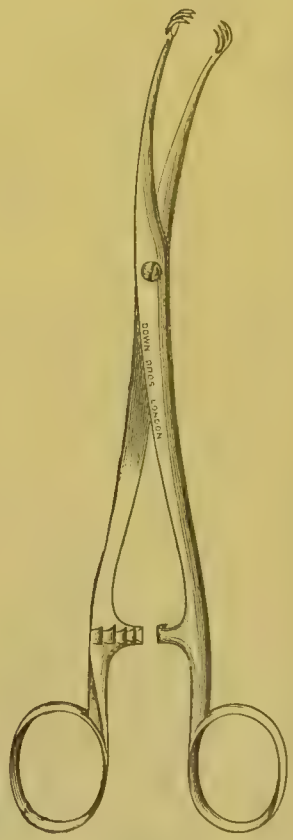

3448.

3446	Russell Simpson's, with hinge catch, 7½ in. . . . each	0	8	6
3447	Swain's (James), with take-off joint, 8½ in. . . . „	0	12	6
3448	Teale's, straight or curved, 9 in. . . . . „	0	9	0

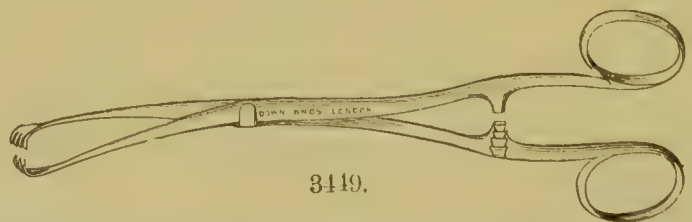

3449.

3449	Teale's, straight or curved, with take-off joint, 9 in. . each	0	10	6

* The items marked thus * are not illustrated.

No. **Uterine and Vaginal Instruments,** *continued*,—



3450.

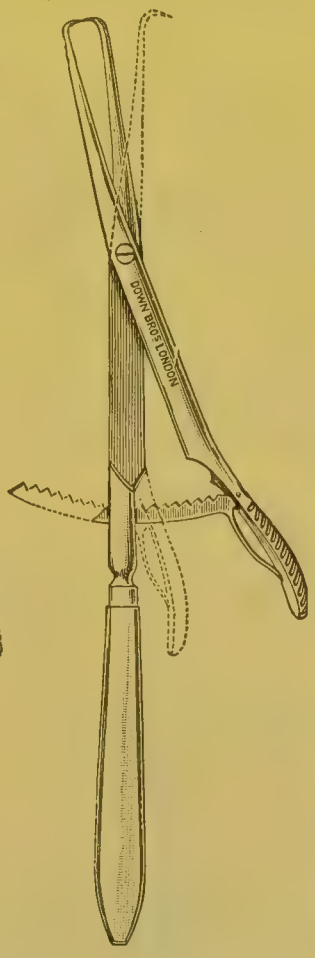

3451.

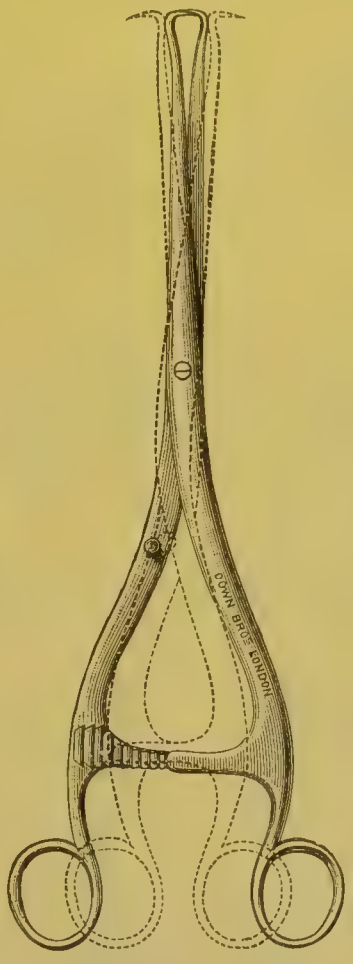

3452.

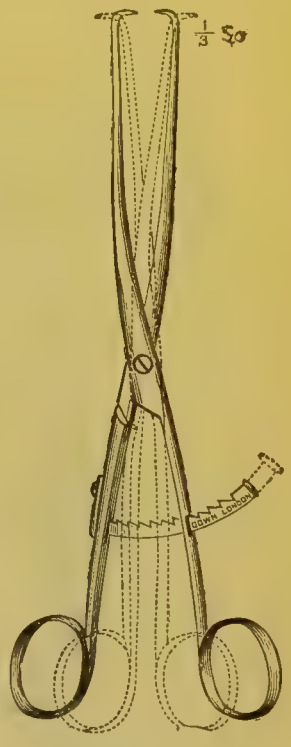

3453.

Hooks or Tenaculums, etc., for drawing down the Cervix, nickel plated,—

		£	s.	d.
3450	Chambers' Guarded Tenaculum, with metal handle . . each	1	5	0
3451	Emmet's Double Tenaculum, with metal handle . . „	0	13	6
3452	Galabin's Forceps . . . . . „	0	13	6
3453	Sims' . . . . . „	0	9	6
3454*	Ditto, with take-off joints . . . . . „	0	11	6



3455.

3455	Sims' fine Hook, with solid forged handle . . . each	0	5	6
3456*	Ditto, double ditto, with solid forged handle . . . „	0	6	6

* The items marked thus * are not illustrated.

No.

Uterine and Vaginal Instruments, *continued*,—

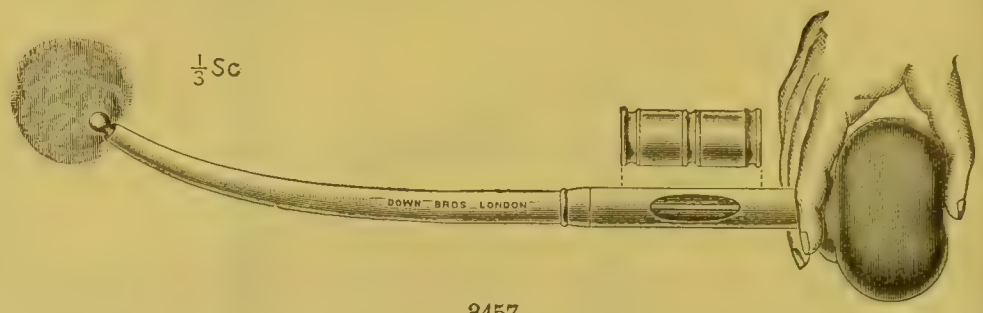

3457.

Insufflators for Powders (*see also pages* 354–356),— £ *s. d.*

3457 Clay's, electro plated . . . . . each 0 12 6

3458* **Leech Cages,** for application to the Os Uteri . . . „ 0 15 0



3459.



3460.



3461.

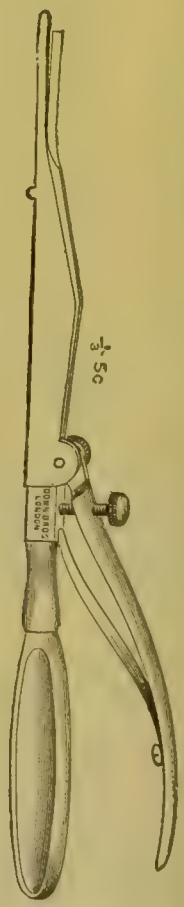

3462.

* The items marked thus * are not illustrated.

No.	Uterine and Vaginal Instruments, *continued*,—	£	s.	d.
	Metrotomes, with metal handles, nickel plated, all except blades,—			
3459	Greenhalgh's . . . . . each	3	0	0
3460	Peaslee's Improved Model . . . . . „	1	15	0
3461	Routh's . . . . . „	2	5	0
3462	Simpson's, blade guarded on both sides . . . . „	1	5	0



3463.

3463	Sims' Knife, for the Cervix, to fix at any angle . . each	0	18	9



3464.

	Ointment Applicator,—			
3464	Barnes', for applying ointment to the Cervical Canal . each	0	8	6



3465.

	Polyptrite, nickel plated,—			
3465	Aveling's . . . . . each	1	13	0



3466.

	Probes,—			
3466	Barnes', for Caustic, with platinum end . . . each	0	11	6

No.

Uterine and Vaginal Instruments, *continued*,—

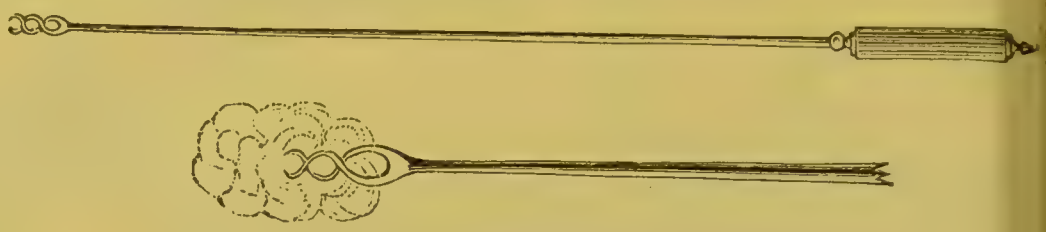

3467.

£ s. d.

Probes, *continued*,—

3467 Corkscrew, for Cotton Wool . . . . . each 0 3 9



3468.



3469.

3468 Neill's Aluminium . . . . . each 0 2 3
3469 Pinion Wire, for Cotton Wool . . . . . „ 0 1 3



3470.



3471.

3470 Playfair's, for applying Nitric Acid, aluminium, with metal handle . . . . . each 0 2 0
3471 Gervis' modification, without bulb end, aluminium, with metal handle . . . . . each 0 2 0



3472.

3472 Lucy's modification, with spiral groove . . . each 0 2 0



3473.



3474.

3473 Playfair's, made entirely of aluminium, long stems . . each 0 1 6
3474 Gervis' modification, ditto, ditto . . . . . „ 0 1 6



3475.

Scarifying Knives,—

3475 Buttle's, with silver Cap and metal handle . . . each 0 6 6

No.

Uterine and Vaginal Instruments, *continued*,—

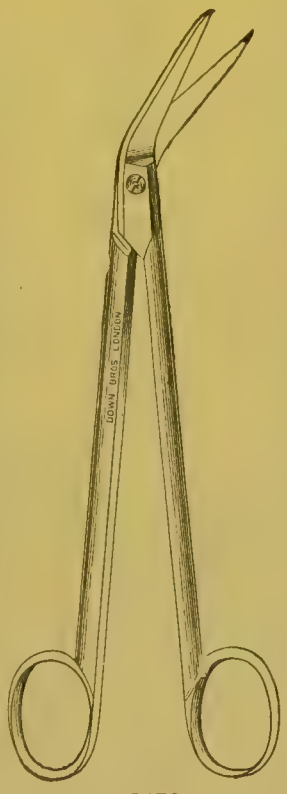

3476.



3478.



3479.

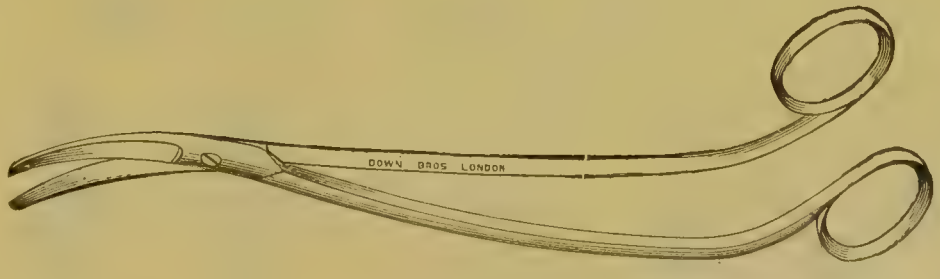

3480.

		£	s.	d.
	Scissors, nickel-plated shanks,—			
3476	Angular . . . . . each	0	8	6
3477*	Ditto, with take-off joint . . . . . ,,	0	10	6
3478	Bozemann's, double curved . . . . . ,,	0	10	6
3479	Ditto, ditto, shanks curved to left . . . . ,,	0	11	6
3480	Ditto, ditto, shanks curved to right . . . . ,,	0	11	6

Nos. 3478-3480 if with take-off joint, 2*s*. per pair extra.

* The items marked thus * are not illustrated.

Uterine and Vaginal Instruments, *continued*,—

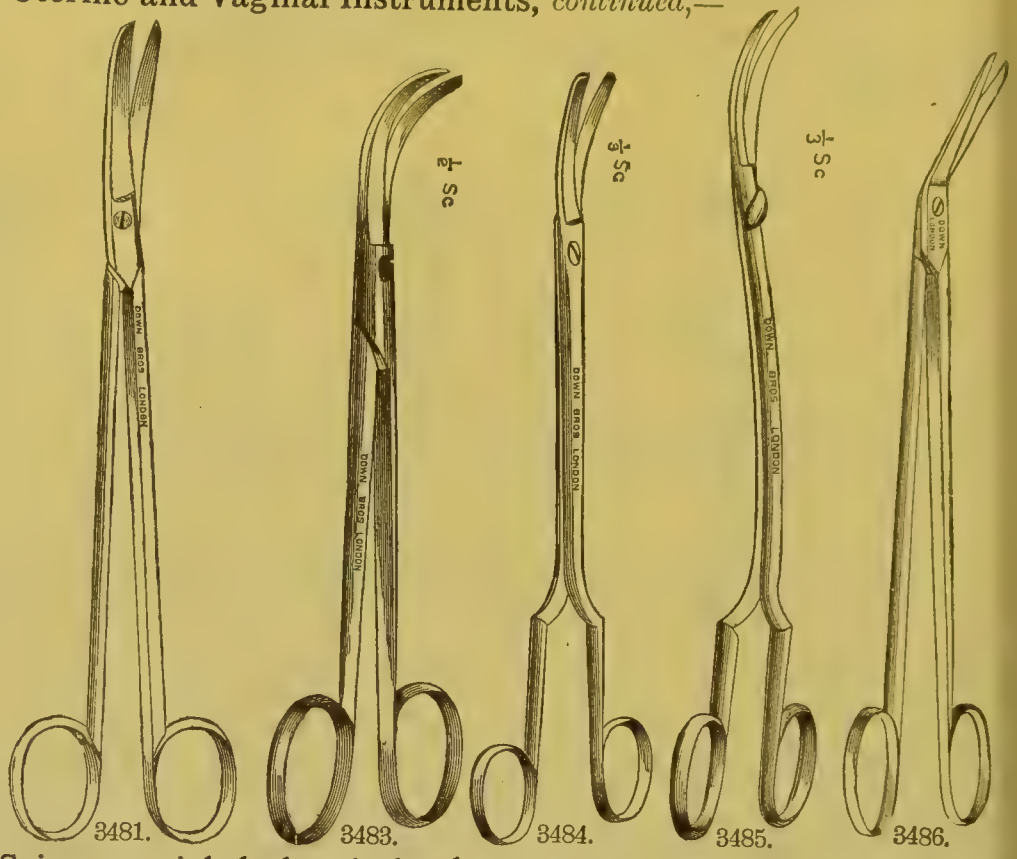

Scissors, nickel-plated shanks, *continued*,—

No.		£	s.	d.
3481	Curved on flat . . . . . each, 7 in., 7*s.* 6*d.*; 9 in.	0	10	6
3482*	Ditto, with take-off joint, 9 in. . . . . each	0	12	6
3483	Full curved on flat, 8 in. . . . . „	0	10	6
3484	Curved on flat, cross-action shanks . . . . . „	0	11	0
3485	Ditto, with take-off joint (for Vaginal Hysterectomy, etc.) „	0	15	6
3486	Curved flat angle . . . . . „	0	10	6

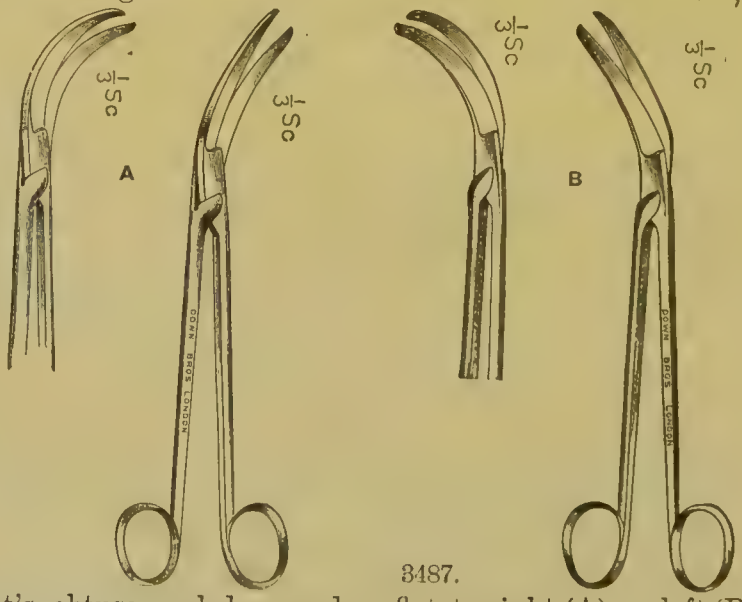

3487	Emmet's, obtuse angled, curved on flat to right (A) or left (B), with take-off joint . . . . . each	0	12	0

* The items marked thus * are not illustrated.

No.

Uterine and Vaginal Instruments, *continued*,—

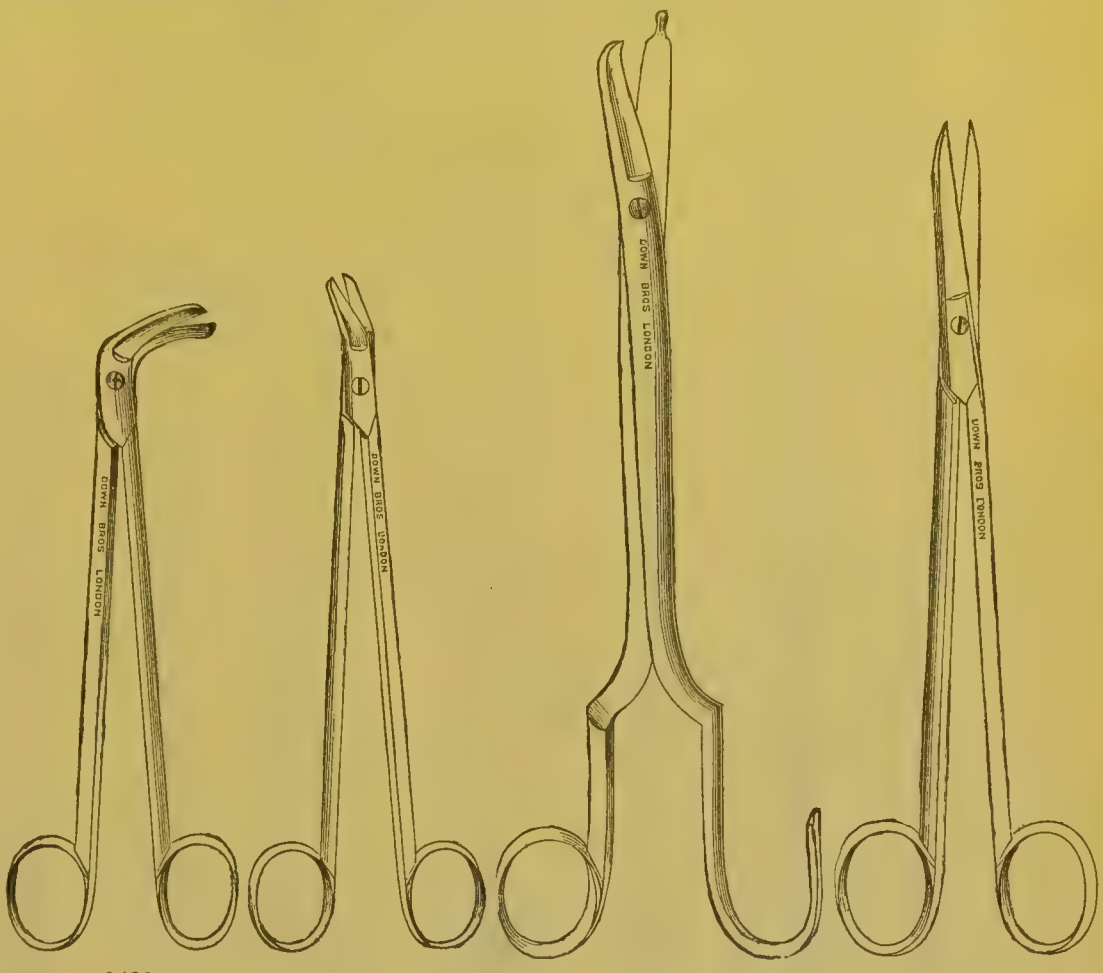

3490. 3492. 3494. 3495.

		£	s.	d.
	Scissors, nickel-plated shanks, *continued*,—			
3488*	Emmet's, obtuse angled, with screw joint . . . . „	0	10	0
3489*	Ditto, plain elbow screw joint, 8*s.* 6*d.*; with take-off joint	0	10	6
3490	Ditto, rectangular, curved on flat to the right or left, with screw joint . . . . . each	0	13	6
3491*	Ditto, ditto, with take-off joint . . . . . „	0	15	6
3492	Ditto, flat angle, with screw joint . . . . . „	0	9	6
3493*	Ditto, ditto, with take-off joint . . . . . „	0	11	6
3494	Küchenmeister's, for dividing the Cervix . . . „	0	15	9
3495	Straight . . . . . „	0	8	3



3496.

3496	Straight, with blunt points . . . . . each	0	8	3

* The items marked thus * are not illustrated.

No.

Uterine and Vaginal Instruments, *continued*,—

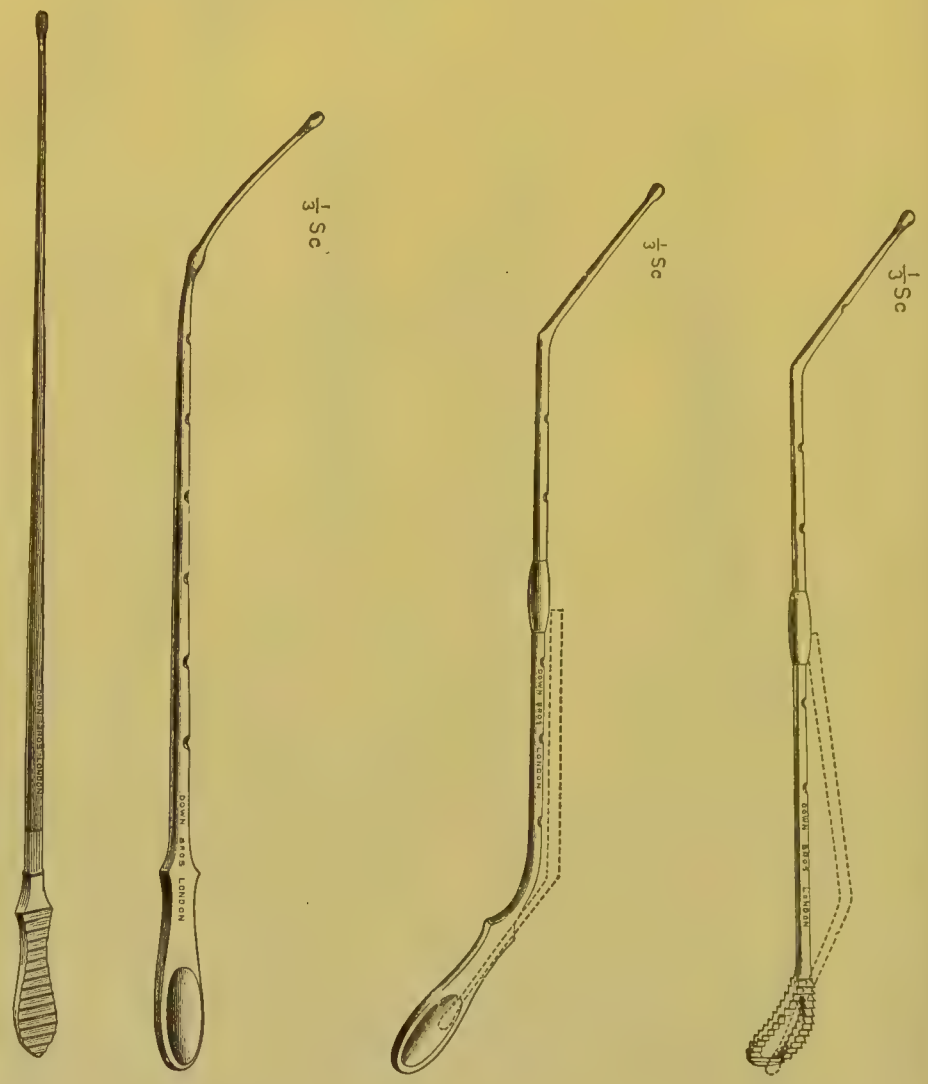

3497. 3498. 3499. 3500.

		£	s.	d.
	Sounds, Uterine,—			
3497	Barnes' whalebone . . . . . each	0	4	6
3498	Galabin's Improved, latest model . . . . . „	0	4	6
3499	Heywood Smith's, folding, with metal handle . . . „	0	6	3
3500	Ditto, with Depressor . . . . . „	0	6	9



3501.

3501	Horrocks' . . . . . each	0	5	0

No. **Uterine and Vaginal Instruments,** *continued,*—



3502.



3503.



3504.

		£	s.	d.
	Sounds, Uterine, *continued,*—			
3502	Matthews Duncan's . . . . . each	0	5	3
3503	Russell Simpson's . . . . . „	0	4	9
3504	Simpson's . . . . . „	0	4	0



3505.

3505	Sims', plain stem, without graduations . . . . each	0	3	0

No.

Uterine and Vaginal Instruments, *continued*,—



3506.



3507.

		£	s.	d.
	Sounds, Uterine, *continued*,—			
3506	Sims' Redressor or Elevator, with metal handle . . each	1	0	0
3507	Walters', Dr. J. Hopkins . . . . . „	0	5	6

Sponge Holders (*see pages* 357–359).



3508.

Suppository Tube,—

3508	Barton's . . . . . each	0	4	6

In a scattered country practice frequent syringing of the uterus in puerperal cases with foul discharge is almost impossible; it has therefore occurred to me that some benefit might

No.

Uterine and Vaginal Instruments, *continued*,—

Suppository Tube, *continued*,—

be obtained by the introduction of iodoform into the uterus after each syringing. With this view Messrs. DOWN BROS. have devised for me a little instrument. It consists of a bent vulcanite tube having within it a piston with flexible rod, shown in the figure by dotted lines. That portion of the tube between **A** and **B** is of just such capacity that it will hold a British Pharmacopœia iodoform suppository. The constriction at **A** prevents the rod from being drawn too far out and so allowing the suppository to become jammed in the angle of the tube.—Vide *The Lancet*, October 18, 1895.

Morchard Bishop, North Devon. G. A. H. BARTON.

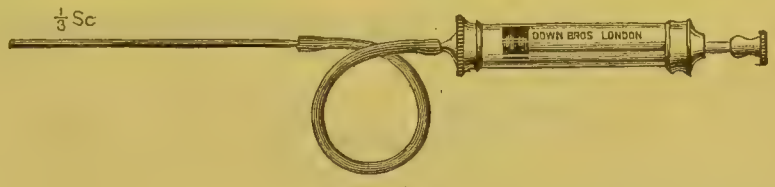

3509.

Syringes, Intra-Uterine,—

		£	s.	d.
3509	Bantock's, with fine celluloid Pipe . . . . . each	0	3	0

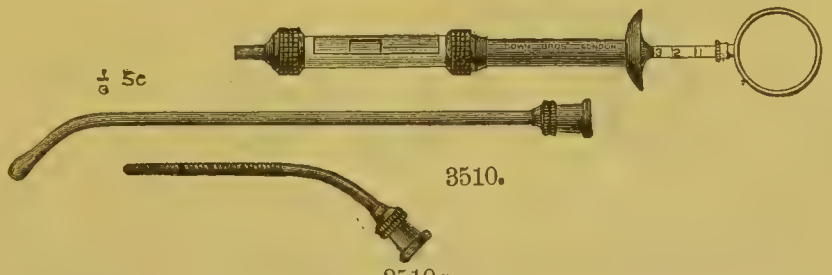

3510.

3510*a*.

3510	Braun's, vulcanite, each, 3*s*. 6*d*.; with Hoffman's Pipe (Fig. 3510*a*) in addition	0	5	0

Case for above, 3*s*. 6*d*. extra.



3511.

3511	Barnes' Tube, for injecting Uterus, vulcanite, 1*s*. 6*d*.; plated	0	5	6
3512*	Grigg's Apparatus. Consisting of metal pipe, with Stopcock and 2 india-rubber Balls; the smaller ball is first used with perchloride solution, and later the larger one with boric solution; complete	0	15	0



3513.

3513	Trestrail's, with asbestos piston and silver Pipe; each, 16*s*. 6*d*.; in metal case	1	2	0

* The items marked thus * are not illustrated.

No.

Uterine and Vaginal Instruments, *continued*,—



3514.

£ s. d.

Syringe,—

3514 Thomas's, for removing clots from Cervical Canal . . each 0 5 6

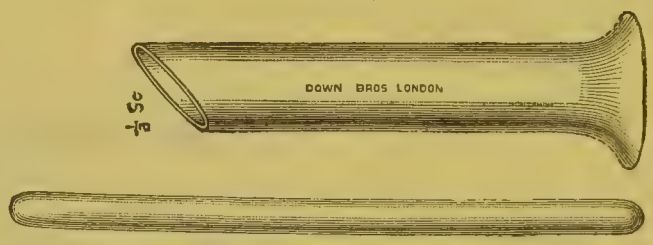

3515.

Tampon Introducers,—

3515 Aveling's . . . . . each 0 1 6



3516.

3516 Aveling's Tampons for above, in sets of 4 . per doz. sets 0 1 3



3517.

3517 Barnes' "Glove Stretcher" . . . . . each 0 5 0



3518.

3518 Metal Stem Introducer, with set of 6 Tampons, in box . . 0 2 0
Spare Tampons . . . . . per doz. 0 2 0

No. **Uterine and Vaginal Instruments,** *continued*,— £ *s.* *d.*

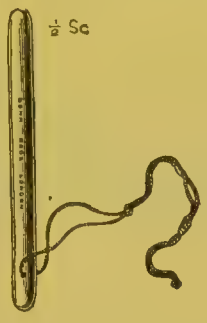

3519.



3520.

Tents,—

3519	Laminaria, solid, assorted sizes . . . . per doz.	0	2	9
	Ditto, ditto, 4-in. long . . . . . ,,	0	6	6
3520	Ditto, hollow, assorted sizes . . . . . ,,	0	4	0
	Ditto, ditto, 4-in. long . . . . . ,,	0	10	6
3521*	Slippery Elm . . . . per doz., solid, 2*s.* 6*d.*; hollow	0	3	6



3522.

3522	Sponge, assorted sizes . . . . . per doz.	0	2	3
3523*	Ditto, extra large . . . . . ,,	0	6	6
3524*	Tupelo, assorted sizes . . per doz., solid, 6*s.* 9*d.*; hollow	0	10	6

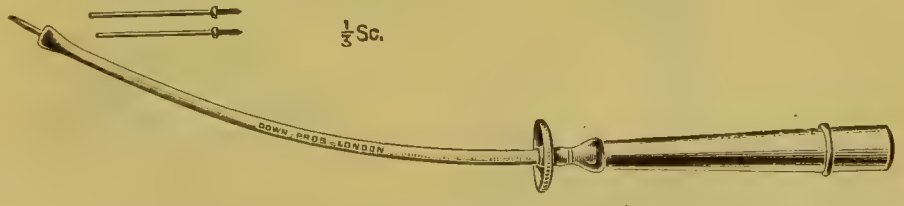

3525.

Tent Introducers, with metal handles, nickel plated,—

3525	Barnes' . . . . . each	0	8	3



3526.

Trocar for Pelvic Abscess, nickel plated,—

3526	Christopher Martin's combined with Forceps, with take-off joint	0	19	6

* The items marked thus * are not illustrated.

No. **Uterine and Vaginal Instruments,** *continued,*—



3527.

Tumour Hook, nickel plated,—

		£	*s.*	*d.*
3527	Sims' Double-guarded, with metal handle . . . each	1	0	0



3528.



3529.

Vaginal Depressors or Retractors,—

3528	Gervis' Wire Loop . . . . . each	0	4	6
3529	Sims' . . . . . „	0	7	0

Vaporizer for Uterus.

BY DR. LUDWIG PINCUS.



3530.

		£	s.	d.
	Vaporizer for Uterus,—			
530	Dr. Ludwig Pincus', for high pressure steam, with Thermometer and set of fittings . . . . complete	3	15	0

No.

Vaginal Fistula Instruments.



1153.

Forceps, etc., nickel plated,—

		£	s.	d.
1153	Durham's . . . . . each	0	18	0

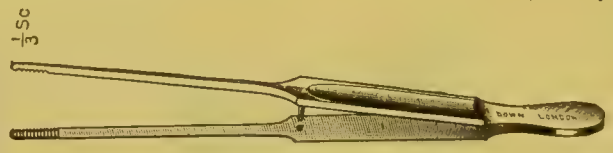

1154.

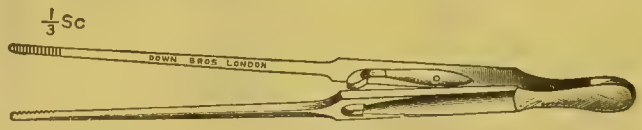

1155.

1154	Serrated points, without catch . . . . . each	0	6	6
1155	Ditto, with catch . . . . . „	0	7	6

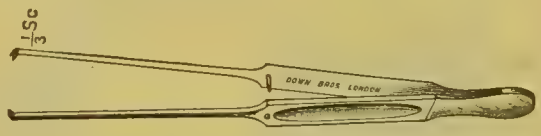

1156.

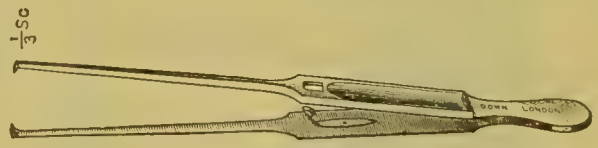

1157.

1156	Tenaculum points, without catch . . . . . each	0	6	6
1157	Ditto, with catch . . . . . „	0	7	6



3531.

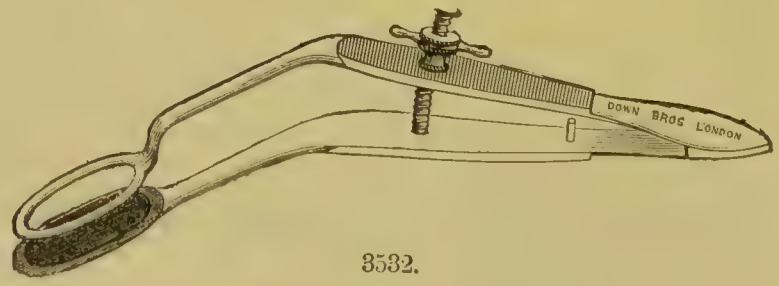

3532.

3531	Thomas's Tissue . . . . . each	0	15	6
3532	Tillaux's, for Recto-Vaginal Fistula . . . . „	0	18	6

No. **Vaginal Fistula Instruments,** *continued,*—

£ *s.* *d.*

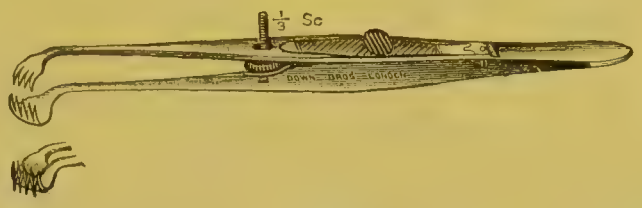

3533.

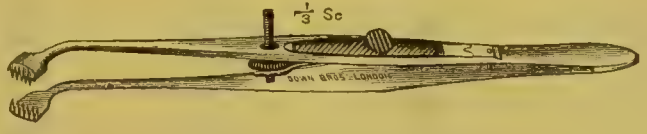

3534.

Forceps, etc., nickel plated, *continued,*—

3533 Vulsellum, spring action . . . . . each 0 15 6
3534 Ditto . . . . . „ 0 15 6



3535.

3535 With side teeth . . . . . each 0 15 6

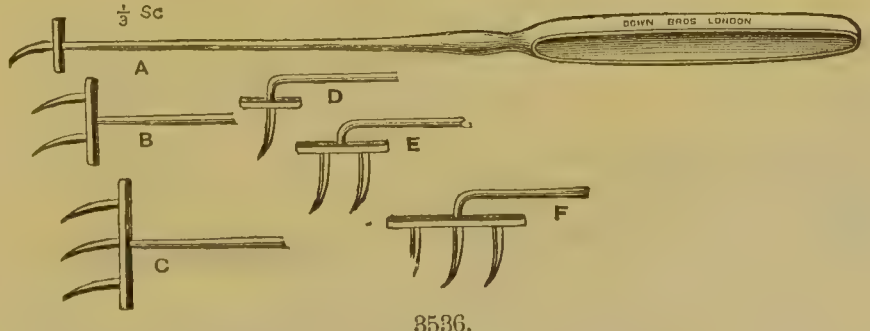

3536.

Forks, forged out of solid steel, nickel plated,—

3536 Bryant's, for holding the edges, 6 patterns, each, 7*s.* 6*d.*; per set 2 5 0

No.

Vaginal Fistula Instruments, *continued*,—

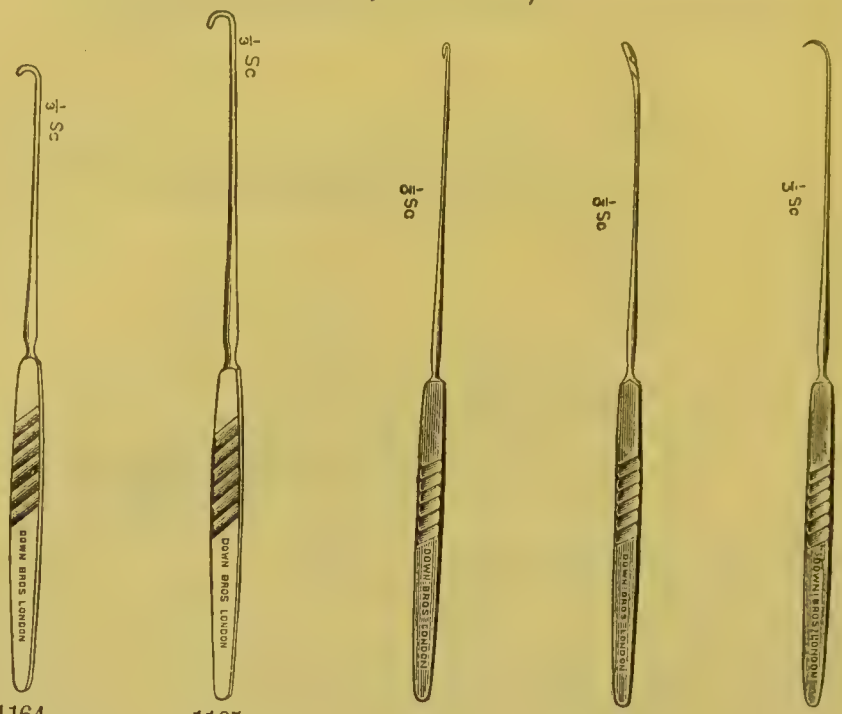

1164. 1165. 1166. 1167. 1168.

Hooks, forged out of solid steel, nickel plated,—

		£	*s.*	*d.*
1164	Blunt, small . . . . . each	0	4	6
1165	Ditto, larger . . . . . „	0	4	6
1166	"Crochet" pattern . . . . . „	0	4	6
1167	Ditto, with double slot . . . . . „	0	5	0
1168	Sharp . . . . . „	0	4	6

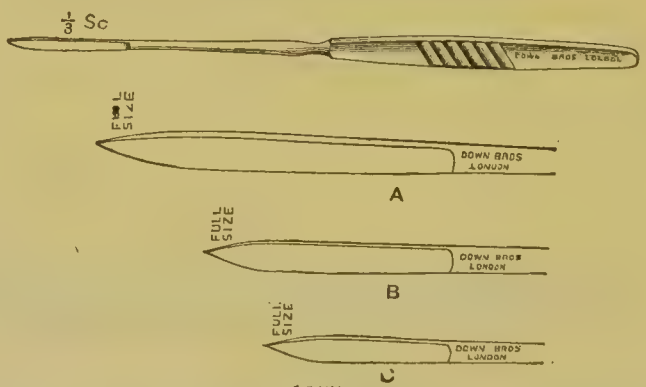

1169.

Knives, forged out of solid steel, with nickel-plated handles,—

1169	Straight, Sharp, of 3 sizes (A, B, and C) . . . . each	0	5	6



1170.



1171.

1170	Curved to right . . . . . each	0	6	0
1171	Curved to left . . . . . „	0	6	0

No. **Vaginal Fistula Instruments,** *continued*,— £ s. d.

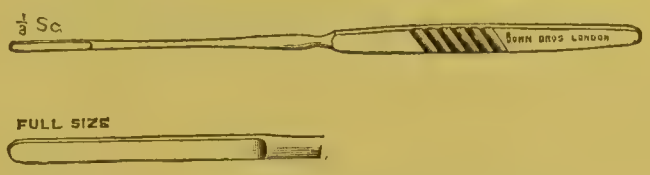

1172.

Knives, forged out of solid steel, with nickel-plated handles, *continued*,—

1172 Blunt . . . . . each 0 5 6



3463.

3463 Sims', to fix at any angle, with metal handle . . . each 0 18 9

1150* **Boxes,** wooden, to take 4 Knives or Needles, each, 2*s.*; for 6 0 2 3

1151* **Aseptic Metal Boxes,** with Down Bros.' lift-out Racks (similar to those shown on page 66) to take 6 Knives or similar Instruments . . . . . each 0 16 6

1152* The Racks are supplied without the cases, and are suitable for keeping Instruments in the Glass Cabinets in Operation Theatres . . . . . each, to hold 6 0 6 0



3537.



3538*a*.



3538*b*.

Needles, in nickel-plated handles (*see also pages* 253–255),—

3537 Rectangular, solid forged . . . . . each 0 6 0

3538*a* Curved from the right, solid forged . . . . . „ 0 6 0

3538*b* Ditto, from the left, solid forged . . . . . „ 0 6 0

* The items marked thus * are not illustrated.

No.

Vaginal Fistula Instruments, *continued*,—



3539.



3540*a*.



3540*b*.

Needles, in nickel-plated handles, *continued*,—

		£	s.	d.
3539	Bryant's slot eye, rectangular, solid forged . . . each	0	7	0
3540*a*	Ditto, curved from the right, solid forged . . . „	0	7	0
3540*b*	Ditto, curved from the left, solid forged . . . „	0	7	0



3541.

3541 Percy Boulton's, with metal handle . . . . . each 0 6 0





901.

901 Reverdin's, with metal handle, 2 curves (A and B) . . each 0 13 6



906.

906 Simpson's tubular, metal handle . . . . . each 0 5 6

No. **Vaginal Fistula Instruments,** *continued,*— £ s. d.

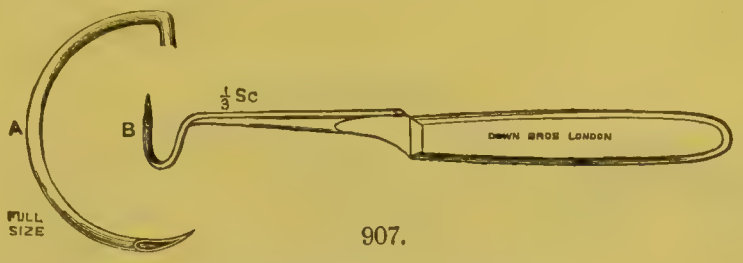

907.

Needles, in nickel-plated handles, *continued,*—

907 Simpson's tubular, curved right or left, metal handles . each 0 6 6

1188 Smith's Set of 12, tubular, with metal handle (*see page* 255), £3 3*s.*; in metal case 3 15 0

The set in leather case, £3 8*s.*



809.



811.



812.



814.



810.



813.



815.

Needles, for use with needle holder,—

809 Half circle, sizes 1 to 3 . . . . . per doz. 0 2 0

810 Half curved, sizes 1 to 3 . . . . . „ 0 2 0

811 Straight, sizes 1 to 3 . . . . . „ 0 2 0

812 Emmet's, round bodied, quarter curved, sizes 1 to 3 . „ 0 1 9

813 Ditto, ditto, straight, sizes 1 to 3 . . . „ 0 1 9

814 With Trocar point, quarter curved, sizes 1 to 3 . „ 0 2 0

815 Ditto, straight, sizes 1 to 3 . . . . . „ 0 2 0

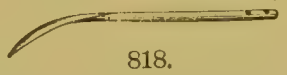

818.

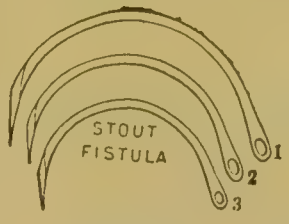

816.

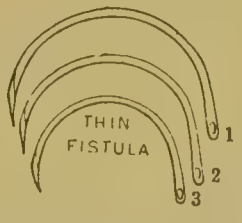

817.

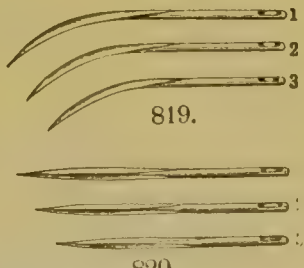

819.

820

816 Hagedorn's, stout, sizes 1 to 3 . . . . . per doz. 0 2 0

817 Ditto, fine, sizes 1 to 3 . . . . . „ 0 2 0

818 Sims', cervix, one size . . . . . „ 0 2 0

819 Ditto, quarter curved, sizes 1 to 3. . . . „ 0 2 0

820 Ditto, straight, sizes 1 to 3 . . . . . „ 0 2 0

Needle Holders (*see pages* 193–197).

No.

Vaginal Fistula Instruments, *continued*,—



717.

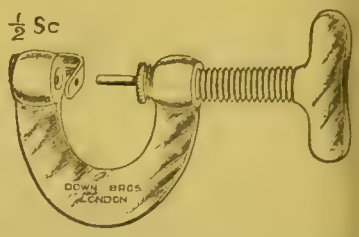

718.

		£	s.	d.
717	**Shot Compressor**, Bozemann's . . . . . each	0	10	6
718	**Shot Perforators** . . . . . „	0	10	6
719*	**Shot, Perforated** . . . . . per doz.	0	0	4
720*	**Shot and Coil Sutures**, Aveling's . . . „	0	3	0

Silkworm Gut, etc. (*see pages* 156–163).



742.

Silkworm Gut Cutter,—

742 Dr. Walter Swayne's . . . . . each 0 12 6

Silkworm Gut Forceps (*see page* 163).



1215.



1216.



1217.

Suture Adjusters, forged out of solid steel, nickel plated,—

1215	Disc pattern . . . . . each	0	4	6
1216	Forked pattern . . . . . „	0	5	0
1217	Fulcrum, metal . . . . . „	0	6	0

* The items marked thus * are not illustrated.

No.

Vaginal Fistula Instruments, *continued,*—

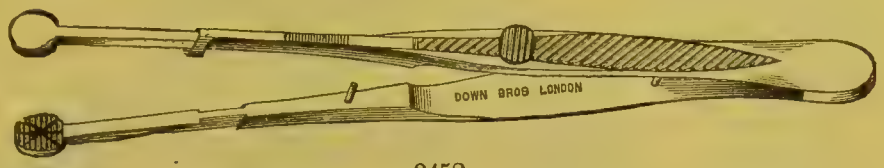

3452.

£ s. d.

Wire Twisters, nickel plated,—

3542 Emmet's Forceps . . . . . each 0 13 6



1219.

1219 S-shape, solid forged steel . . . . . each 0 5 6



1220.

1220 With rounded end, solid forged . . . . each 0 5 6



3341.

3341 Sims' "Blunt Curette," with metal handles . . . each 0 6 6

No.

Vaginal Specula.

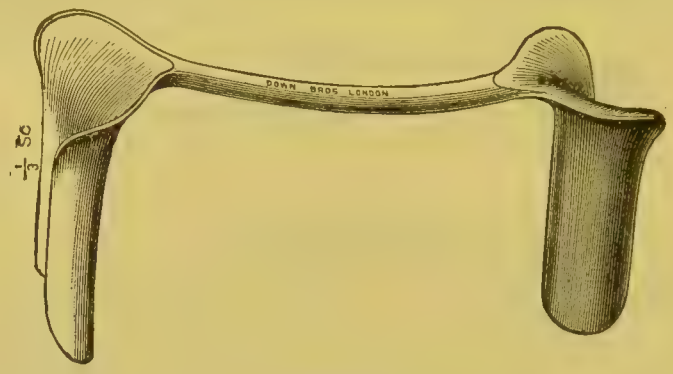

3543.

£ s. d.

Vaginal Specula,—

3543 Arnison's (of Newcastle) Duckbill . . . . . each 0 12 6

Specially suitable for use in the Genu-pectoral position.



3544.

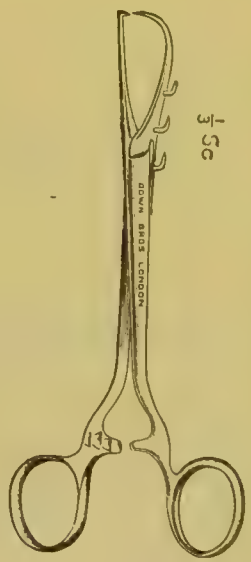

3545.

3544 Auvard's Specula, in 4 sizes, adapted to use with Vulsellum Forceps . . . . . each, 7*s.* 6*d.*; per set 1 10 0

3545 Auvard's Vulsellum Forceps, with hooks on side . . each 0 16 6

These Specula and Forceps are specially designed to use together; the Vulsellum Forceps serves to drag down the cervix, and is then caught in the slot at the side of the Speculum by means of one or other of the three hooks.

No.

Vaginal Specula, *continued*,—

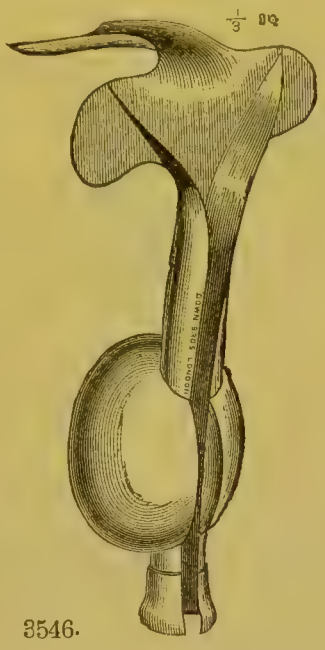

3546.

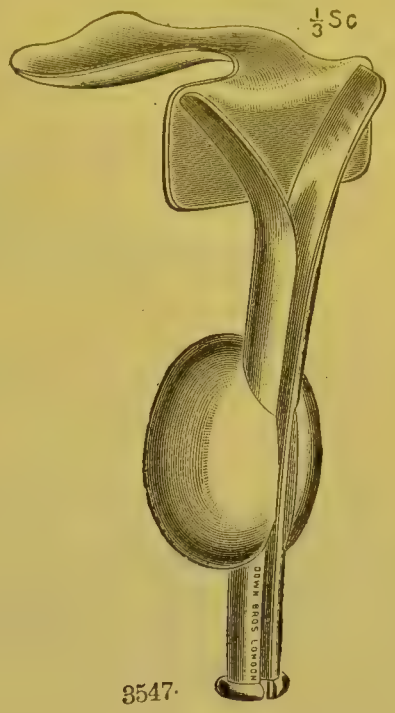

3547.

Vaginal Specula, *continued*,—

		£	*s.*	*d.*
3546	Auvard's Douche Speculum, for operating with continuous irrigation . . . . . each	0	19	6
3547	Ditto, ditto, large size . . . . . „	1	1	0



3548.

3548	Auvard's Douche Speculum, with movable Weight . each	2	2	0

No. **Vaginal Specula,** *continued,*— £ s. d.



3549.

Vaginal Specula, *continued,*—

3549 Allingham's 4-blade, improved model, with fixing screw . each 2 5 0

This is a modification of Meadows' 3-blade Speculum, and being very small when closed, is also useful as a Rectum Speculum.

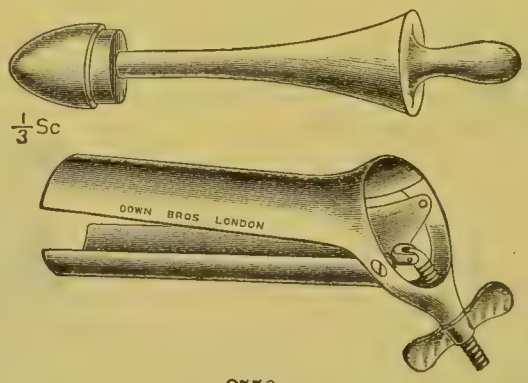

3550.

3550 Barnes', with metal obturator . . . . . each 1 1 0

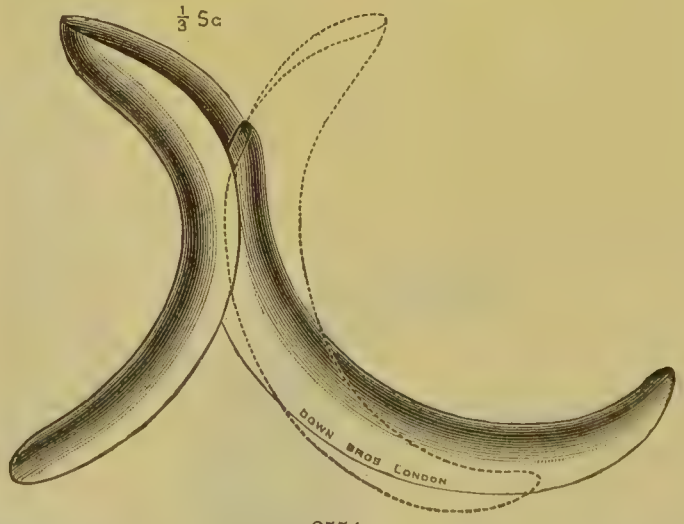

3551.

3551 Barnes' modification of Neugabauer's . . . per pair 0 17 6

No. **Vaginal Specula,** *continued,—*

£ *s.* *d.*

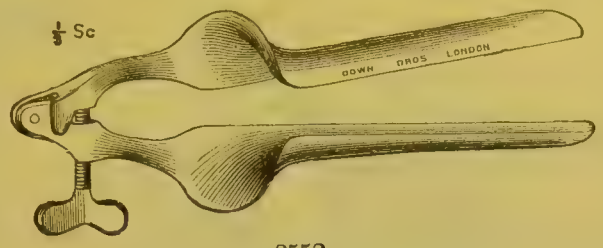

3552.

Vaginal Specula, *continued,—*

3552 Bivalve (for use in the back position), Aseptic, takes apart for cleansing . . . . . each 0 10 6

Two of these can be used at once, forming a serviceable 4-blade speculum.

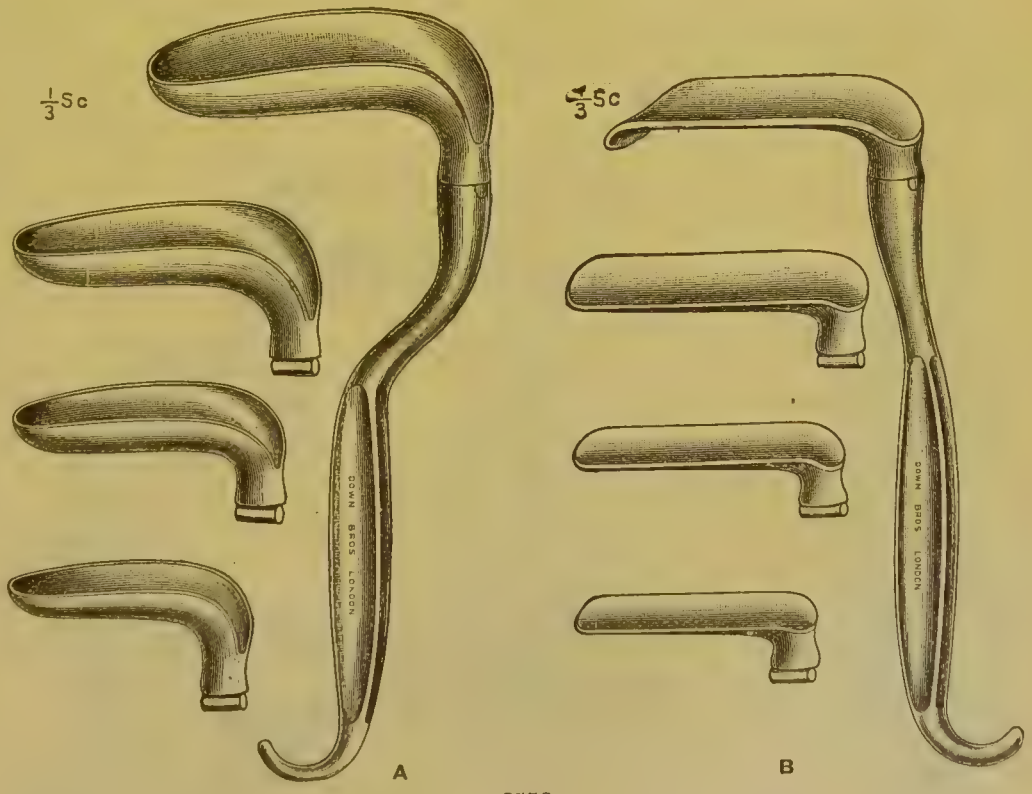

3553.

3553 Bozemann's, consisting of 2 handles and 8 blades; with metal handles . . . . . per set 1 12 0

The half set, consisting of 1 handle and 4 blades (A or B), 16*s.* 6*d.*

No. **Vaginal Specula,** *continued,*—

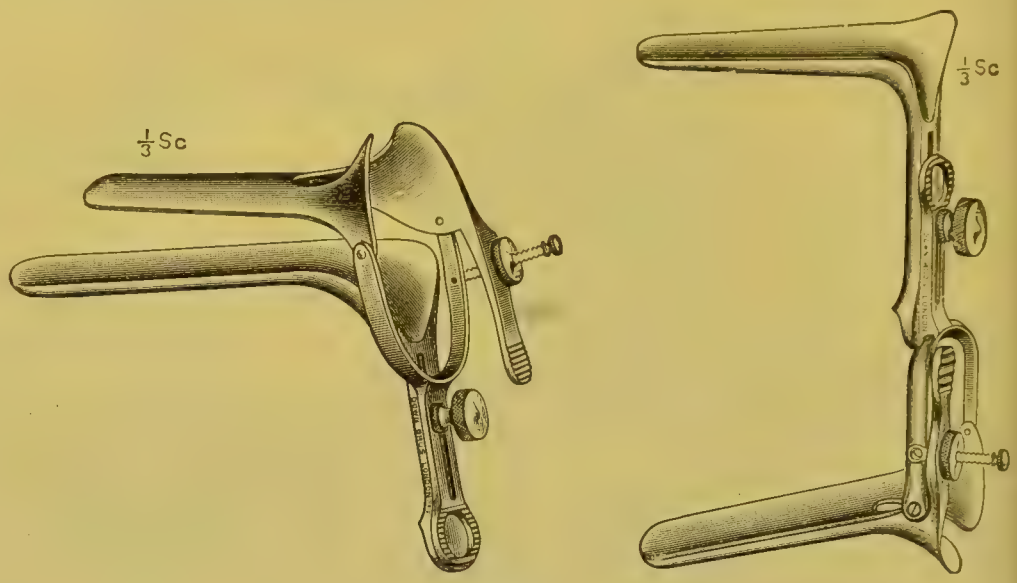

3554.

£ s. d.

Vaginal Specula, *continued,*—

3554 Brewer's Compound . . . . . each 1 1 0

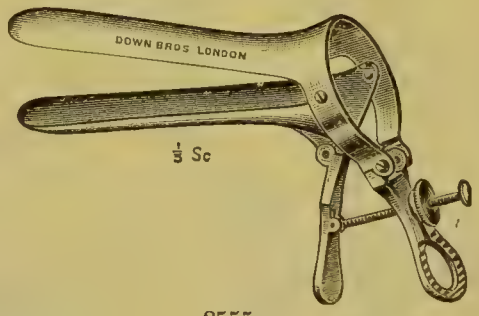

3555.

3555 Cusco's . . . . . each 0 12 6

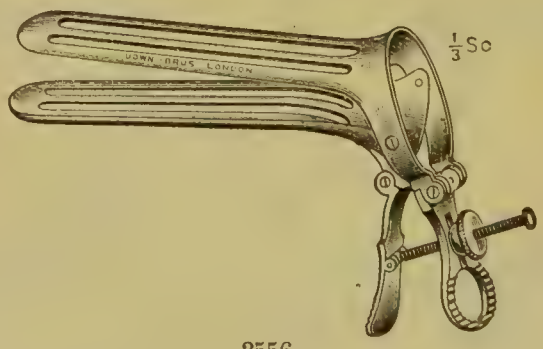

3556.

3556 Cusco's, Fenestrated . . . . . each 0 13 6

No.

Vaginal Specula, *continued*,—



3557.



3558.



3559.



3560.

		£	s.	d.
	Vaginal Specula, *continued*,—			
3557	Fergusson's clear glass, 4 sizes . each, 1*s.* 6*d.*; per set	0	6	0
3558	Ditto, ditto, short, 4 sizes . . each, 1*s.* 6*d.*; per set	0	6	0
3559	Ditto, covered black, in 3 sizes . . . . . each	0	2	9
3560	Ditto, ditto, Aveling's modification, the edges left uncovered and ground off smooth . . . . . each	0	3	9



3561.



3562.



3563.

3561	Fergusson's, covered web and elastic gum, in 3 sizes . each	0	3	9
3562	Ditto, plated, in 3 sizes . . . each, 7*s.* 6*d.*; per set	1	2	6
3563	Ditto, celluloid, opaque white, in 4 sizes, each, 3*s.* 9*d.*; the set with cover	0	18	6

No.

Vaginal Specula, *continued,*—



3564.



3565.

£ *s.* *d.*

Vaginal Specula, *continued,*—

3564 Galabin's short, web covered, made in two larger sizes, to stretch the Vagina and allow of digital examination of the Os . . . . . each 0 4 0

3565 Hall Davis', celluloid, 3 sizes . . . . . „ 0 4 6



3566.

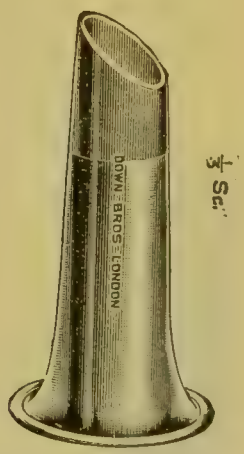

3567.

3566 Hall Davis', Celluloid, the set of 3 with cover 0 17 0

3567 Ditto, plated, in 3 sizes . . . . . each 0 9 0

Cases for Fergusson's, Hall Davis', and Spanton's Specula,—

3568* Boxwood, for 1 Speculum . . . each, 3*s.* 6*d.*; for set of 3 0 5 0

3569* Leather-covered ditto . . . each, 3*s.* 9*d.*; for set of 3 0 4 6

* The items marked thus * are not illustrated.

No. **Vaginal Specula,** *continued,*—

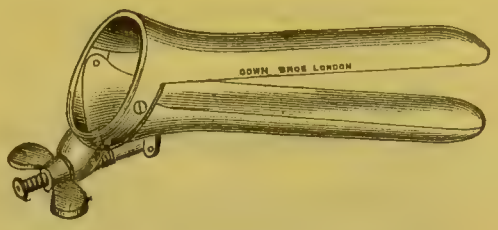

3570

		£	*s.*	*d.*
	Vaginal Specula, *continued,*—			
3570	Hewitt's . . . . . **each**	0	12	0

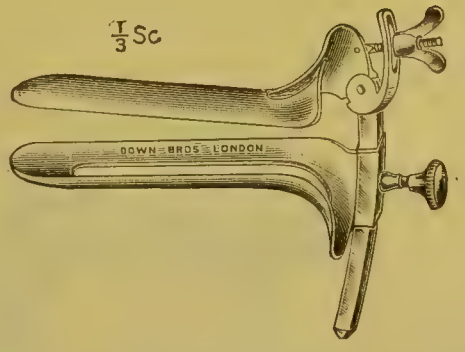

3571.

3571	Jackson's . . . . . **each**	0	16	6



3572.

3572	Jackson's Vaginal Retractor . . . . . **each**	0	10	0

No. **Vaginal Specula,** *continued,*—

£ s. d.



3573.

Vaginal Specula, *continued,*—

3573 Jessett's, for Vaginal Hysterectomy . . . . . each 1 1 0

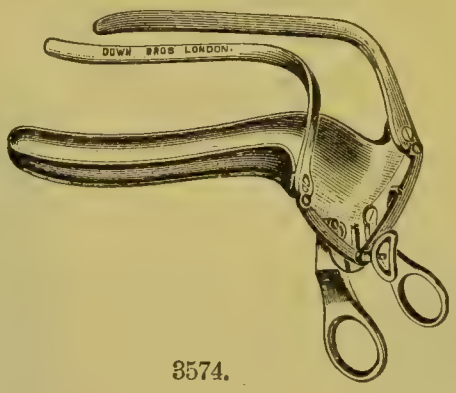

3574.

3574 Meadows', 3 blades . . . . . each 1 19 0

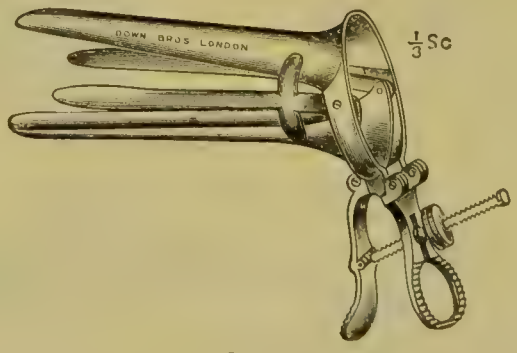

3575.

3575 Meadows', 4 blades . . . . . each 1 8 6

No. **Vaginal Specula,** *continued,*—

£ *s.* *d.*

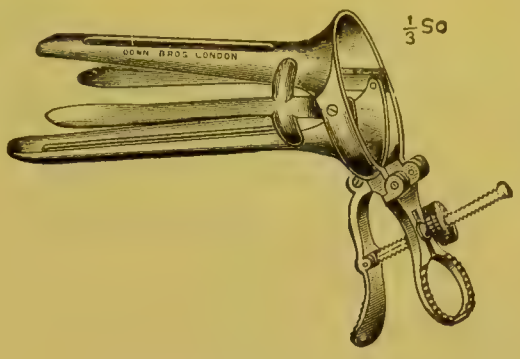

3576.

Vaginal Specula, *continued,*—

3576 Meadows', 4 blades, fenestrated . . . . . each 1 10 0

Nos. 3575 and 3576 can be supplied with the upper blades shorter than the lower, if desired.

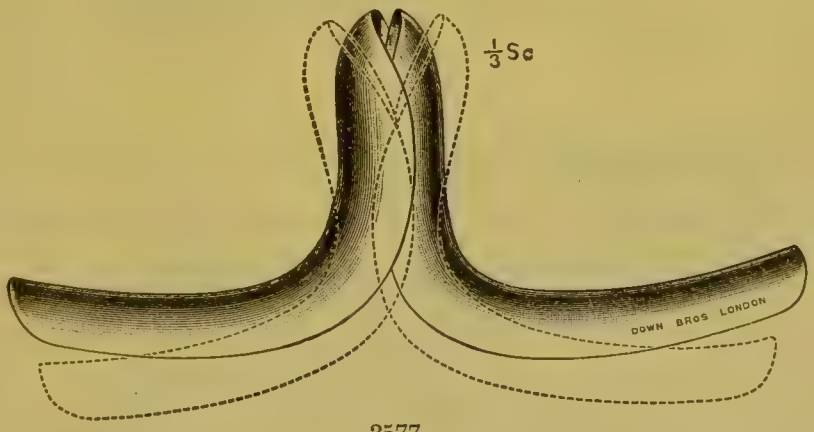

3577.

3577 Neugabauer's . . . . . per pair 0 7 6



3578.

3578 Nott's . . . . . each 0 15 0

No.

Vaginal Specula, *continued,*—

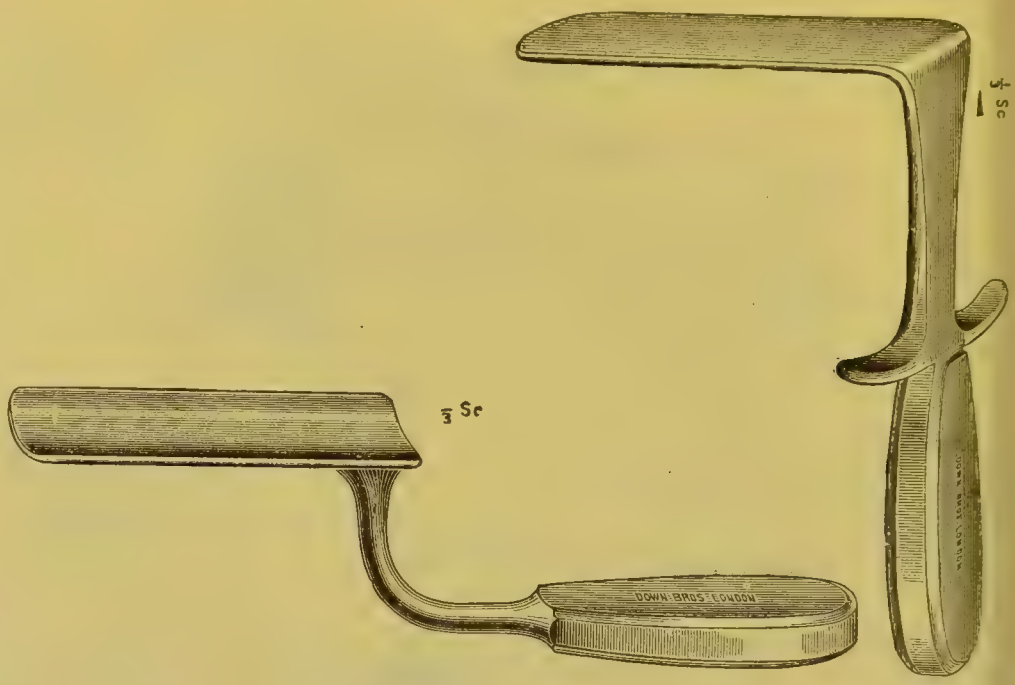

3579. 3580

		£	s.	d.
	Vaginal Specula, *continued,*—			
3579	Pean's Retractors, for Vaginal Hysterectomy for anterior wall, each	0	13	6
3580	Ditto, ditto, for posterior wall . . . . „	0	14	6

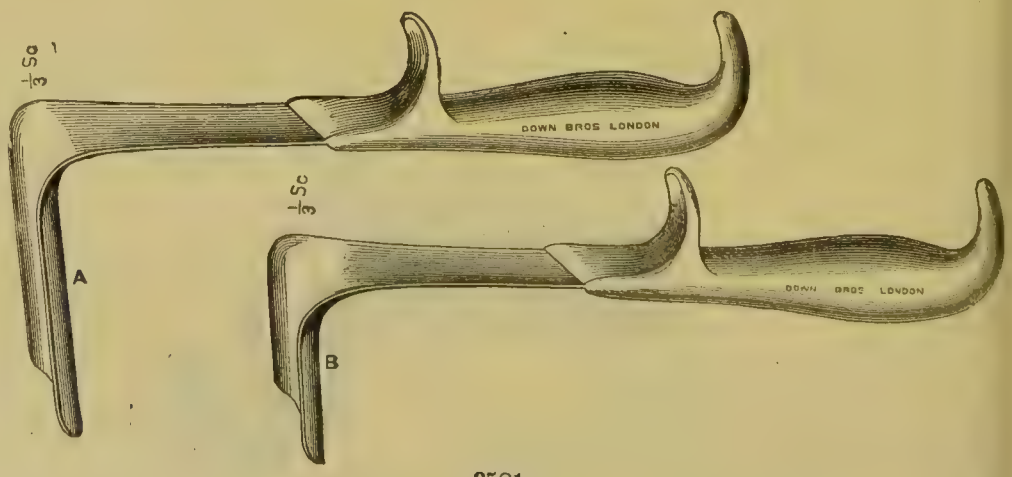

3581.

3581	Pozzi's Retractors, in 2 sizes, A and B . . . . each	0	15	6

No. **Vaginal Specula,** *continued,*— £ *s. d.*

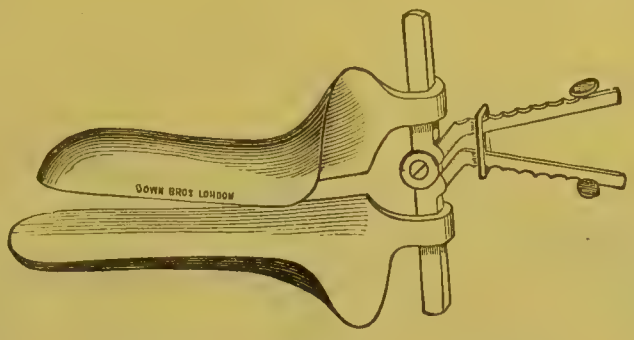

3582.

Vaginal Specula, *continued,*—

3582 Reid's . . . . . each 1 1 0

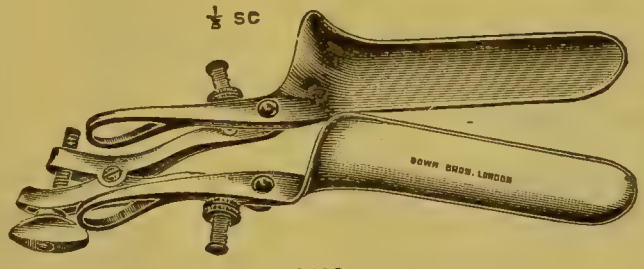

3583.

3583 Reeves' . . . . . each 1 7 0

This is also suitable for use as a Rectum Speculum.

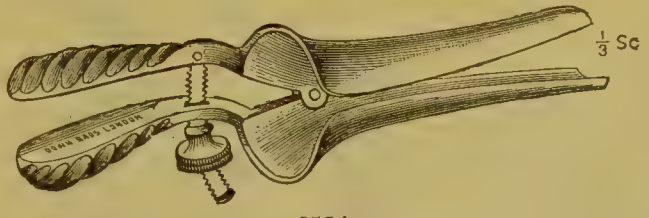

3584.

3584 Ricord's, with metal handles . . . . . each 0 14 0

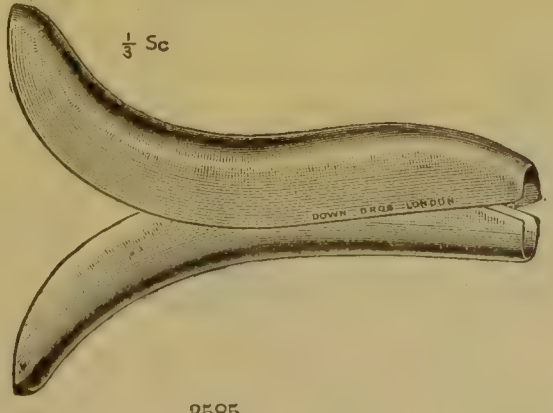

3585.

3585 Roper's modification of Neugabauer's . . . . each 0 17 6

No

Vaginal Specula, *continued,—*

£ s. d.

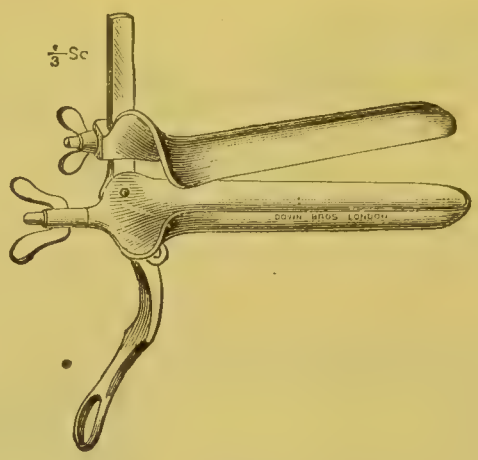

3586.

Vaginal Specula, *continued,—*

3586 Rotunda Hospital pattern . . . . . each 0 16 6

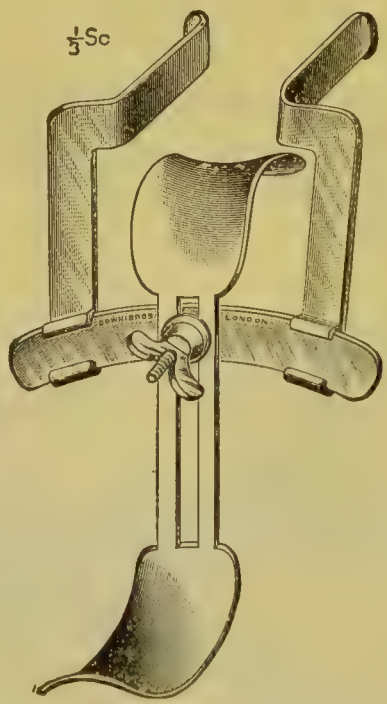

3587.

3587 Shaw's Tri-valve, self-holding . . . . . each 1 7 6

No. **Vaginal Specula,** *continued,*—

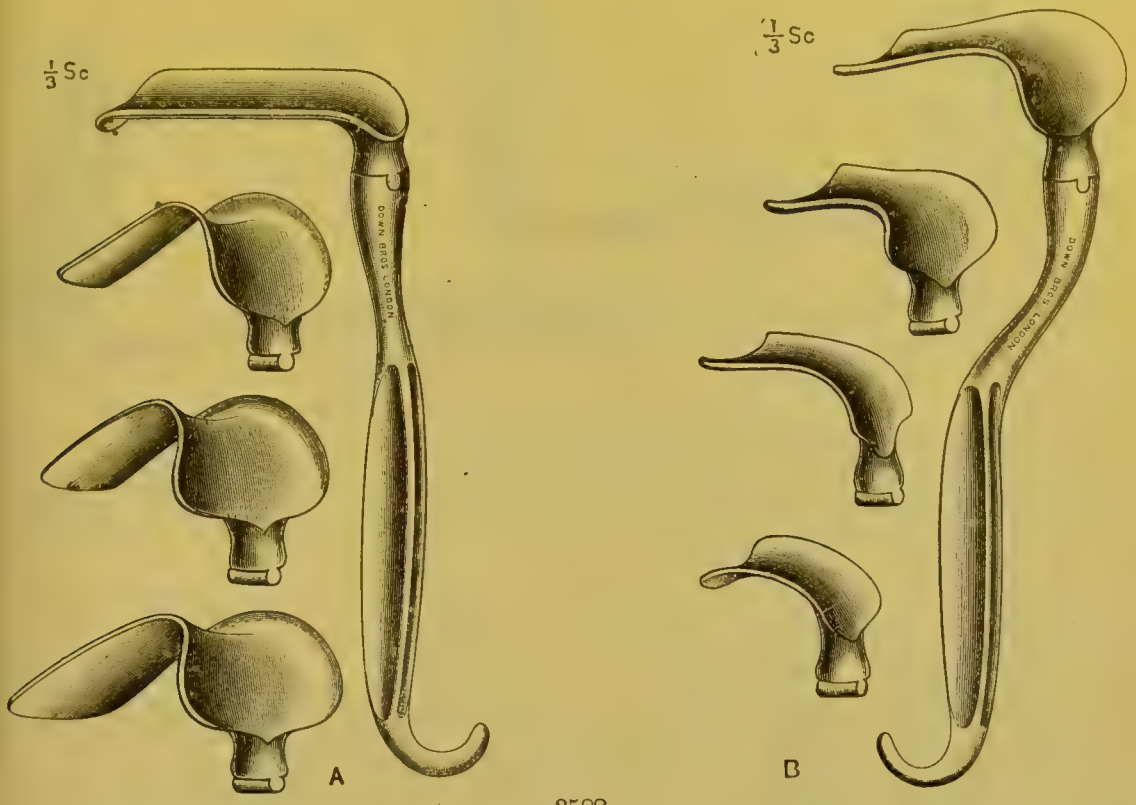

3588.

Vaginal Specula, *continued,*—

		£	*s.*	*d.*
3588	Simon's improved, consisting of 2 handles and 8 solid blades, with metal handles . . . . . per set	1	12	0

The half set, with one handle (A or B), 16*s.* 6*d.*

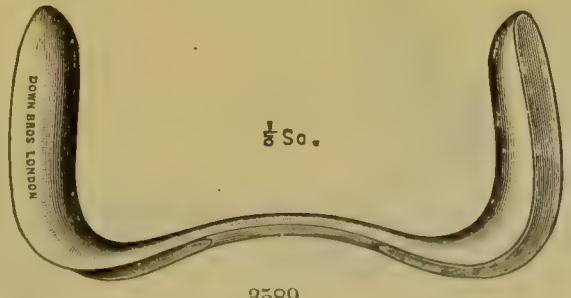

3589.

3589	Sims' Duckbill . . . . . each	0	10	6
	Ditto, extra large size . . . . . „	0	13	6

No.

Vaginal Specula, *continued*,—

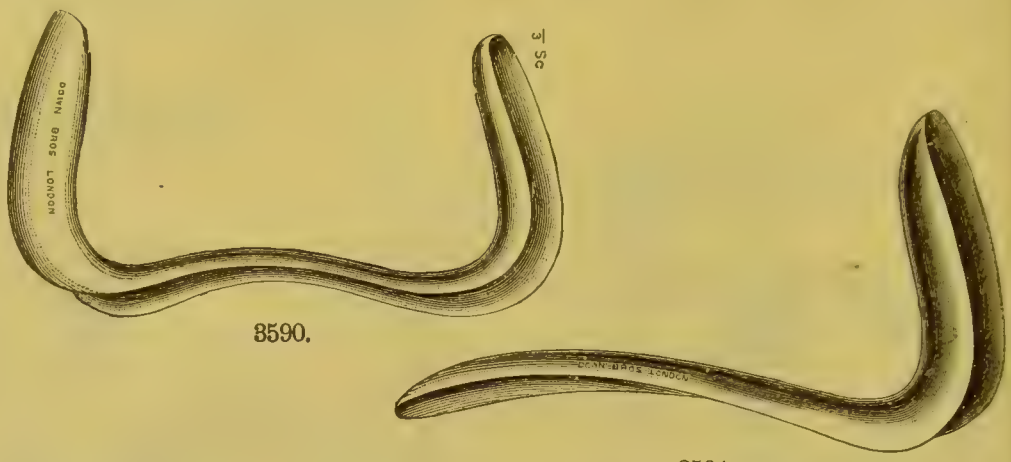

3590.

3591.

Vaginal Specula, *continued*,— £ *s.* *d.*

3590 Sims' Double Duckbill, light model (made of sheet metal) German silver . . . . . each 0 4 6

3591 Ditto, single ditto, ditto, 3 sizes . . . . . „ 0 3 6



3592.

3592 Sims' Duckbill, with lifting blade . . . . . each 0 16 6



3593.

3593 Sims' Duckbill, Galabin's modification, with dilating blade and short blade to allow of digital examination of the Os, each 0 18 6

No. **Vaginal Specula,** *continued,*—

£ *s.* *d.*



3594.

Vaginal Specula, *continued,*—

3594 Sims' Duckbill, jointed, to use also as a Neugabauer's . each 0 15 9

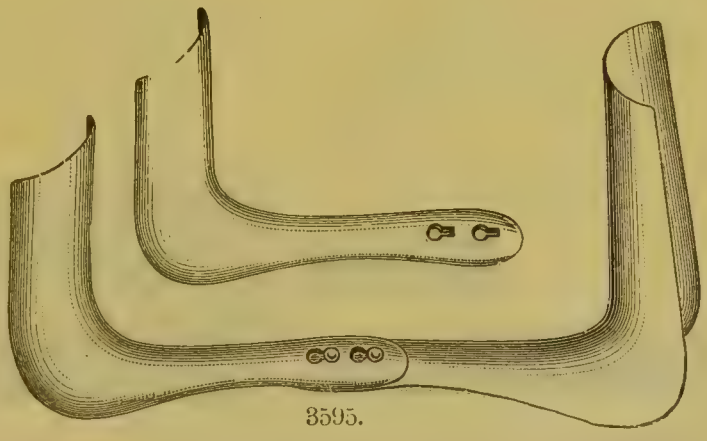

3595.

3595 Sims' Duckbill, jointed, Heywood Smith's modification, with extra short blade . . . . . each 1 2 6



3596.

3596 Sims' Duckbill, single, with metal handles, 3 sizes . . each 0 11 0

No.

Vaginal Specula, *continued*,—



3597.



3598.



3599.

Vaginal Specula, *continued*,—

		£	s.	d.
3597	Spanton's Aseptic, porcelain, with platinized reflecting inner surface, in 3 sizes (length about 5¼ in.), each, 4*s.* 6*d.*; per set	0	13	6
3598	Ditto, ditto, extra long, as suggested by Dr. Hellier, of Leeds, in 3 sizes (length about 6 in.) . each, 5*s.* 3*d.*; per set	0	15	9
3599	Ditto, ditto, Duckbill . . . . . each	0	5	6

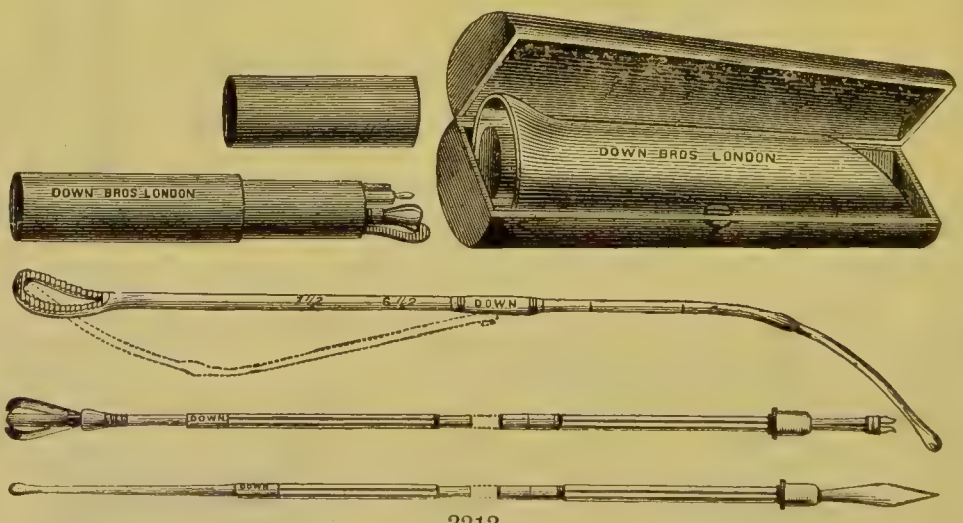

3313.

3313	Portable Speculum Set (suggested by W. D. Spanton, F.R.C.S., of Hanley), consisting of folding Uterine Sound and Retractor, silver Sponge Holder, silver Caustic Case, with palladium Quill; Scarifying Knife, with silver Cap and aluminium Playfair's Probe (all with metal handles); with No. 2 Spanton's porcelain Speculum, in case . . .	1	15	6
3314*	Ditto, with 1 each Nos. 2 and 3 Spanton's porcelain Specula, in case	2	0	0
	The Set of Instruments only, in pull-off case	1	6	6

* The items marked thus * are not illustrated.

No. **Vaginal Specula,** *continued,*—

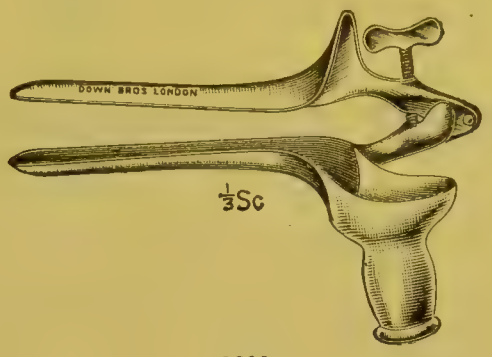

3600.

		£	s.	d.
	Vaginal Specula, *continued,*—			
3600	Vaucaire's Irrigation . . . . . each	1	1	0

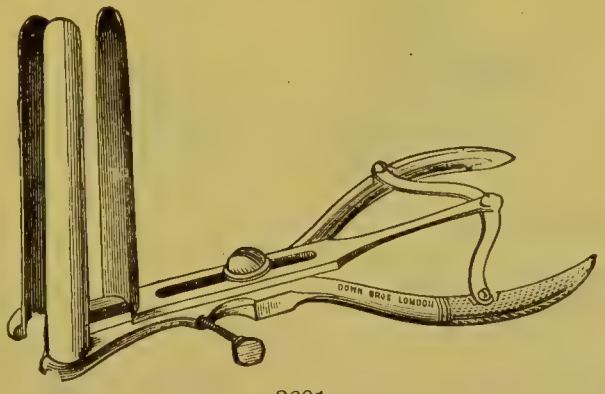

3601.

3601	Three-bladed, French pattern, suitable also for Rectum . each	1	1	0

No.

Pessaries and Intra-Uterine Stems.



3602.

	Intra-Uterine Stems,—	£	s.	d.
3602	Bantock's, gilt, with Introducer . . . . . each	0	8	6
	Spare stems . . . . . „	0	5	6



3603.

3603	Black's . . . . . each	0	4	6



3604.

3604	Boulton's, plated metal, with Introducer . . . . each	0	8	6
	Spare stems . . . . . „	0	5	6

No.

Pessaries and Intra-Uterine Stems, *continued*,—



3605.

Intra-Uterine Stems, *continued*,— £ *s.* *d.*

3605 Chambers', vulcanite expanding, and Introducer . . each 0 7 6
Spare Stems for same . . . . . „ 0 3 6

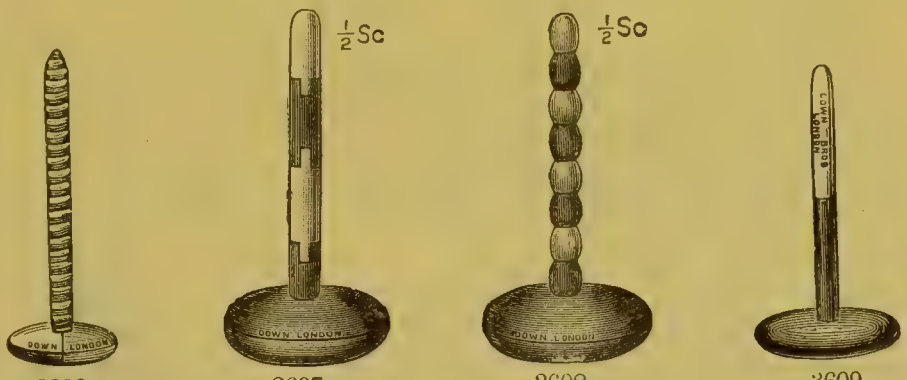

3606. 3607. 3608. 3609.

3606 Galvanic, Barnes', flexible, 3 sizes—7,8 & 9 Catheter gauge, each 0 5 3
3607 Ditto, Greenhalgh's . . . . . „ 0 5 3
3608 Ditto, Peaslee's . . . . . „ 0 5 3
3609 Ditto, Simpson's . . . . . „ 0 3 6

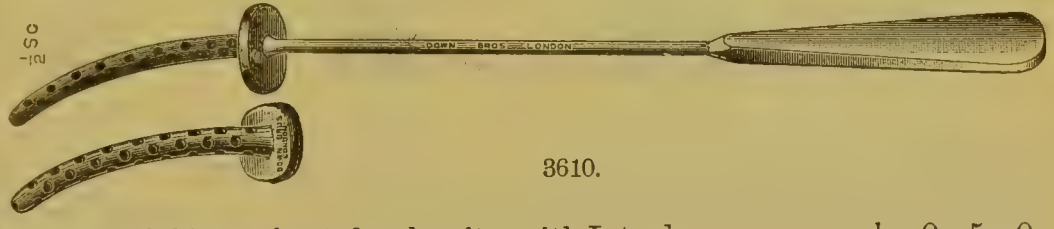

3610.

3610 Greenhalgh's, perforated vulcanite, with Introducer . . each 0 5 0
Spare stems, 6 sizes . . . . . „ 0 2 0



3611. 3612. 3613. 3614.

3611 Greenhalgh's, silver, 6 sizes . each, 4*s.* 6*d.*; with Introducer 0 7 6
3612 Hewitt's, "Padlock," 3 sizes . . . . . each 0 3 6
3613 Meadows', glass . . . . . per doz. 0 12 0
3614 Ditto, vulcanite, with support . . . . . each 0 4 0

No.

Pessaries and Intra-Uterine Stems, *continued,*—



3615.

Intra-Uterine Stems, *continued,*—

		£	s.	d.
3615	Routh's, with Introducer	0	5	6
	Spare stems . . . . . each	0	2	6



3616.



3617.



3618.

3616	Squarey's, india-rubber . . . . . each	0	3	6
3617	Vulcanite plain, curved, 4 sizes . . . . per doz.	0	12	0
3618	Ditto, ditto, straight „ . . . . . „	0	12	0



3619.

3619	Vulcanite expanding, with Introducer . . . . each	0	5	6
	Spare Stems for same . . . . . „	0	2	6

No.

Pessaries and Intra-Uterine Stems, *continued*,—



3620.

		£	s.	d.
	Intra-Uterine Stems, *continued*,—			
3620	Wright's, steel, with Introducer . . . . . each	0	10	6
	Spare steel Stems for same . . . . . „	0	6	6

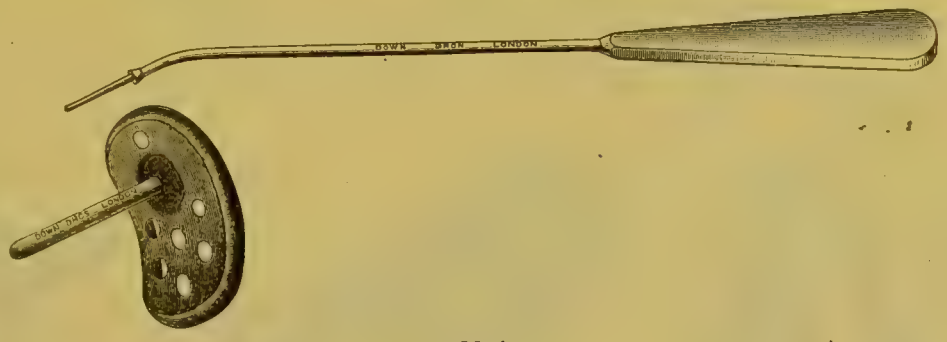

3621.

3621	Wyn Williams', with Introducer . . . . . each	0	5	6
	Spare Stems, with rubber base for same, 3 sizes (Nos. 12, 14, 16 Fr. gauge) . . . . . each	0	2	6

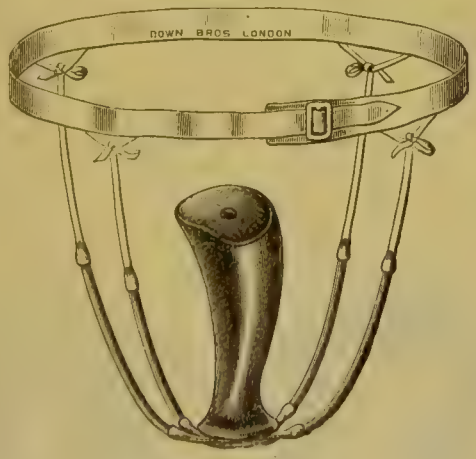

3622.

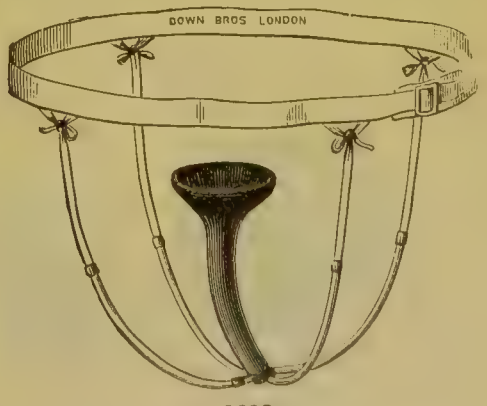

3623.

Pessaries,—

3622	Aitken's, porcelain Stem, with bands complete . . . each	0	3	9
3623	Barnes', vulcanite Stem, with bands complete, 3 sizes—$1\frac{1}{2}$, $1\frac{3}{4}$, and 2-in. . . . . each	0	4	6

No.

Pessaries and Intra-Uterine Stems, *continued*,—



3624.

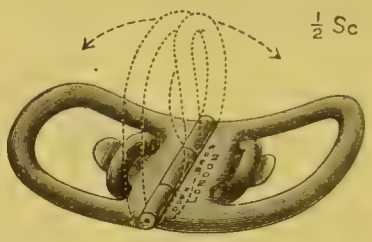

3625.

Pessaries, *continued*,—

		£	s.	d.
3624	Barnes' metal Pessaries, 8 sizes . . . . . per doz.	0	15	6

These pessaries, originally suggested by Dr. Marion Sims, and recommended by Drs. Bantock and Barnes, are made of pure tin, and can be readily bent to any required shape.

3625	Barr's, vulcanite, 6 sizes . . . . . each	0	2	3



3626.



3627.



3628.

3626	Blackbee's, bendable, india-rubber covered, 6 sizes . . each	0	2	6
3627	Braithwaite's oval, bendable, india-rubber covered, 6 sizes „	0	2	0
3628	Ditto, modification of Zwanke's, 6 sizes . . . „	0	3	6



3629.



3630.



3631.



3632.

Pessaries and Intra-Uterine Stems, *continued*,—

Pessaries, *continued*,—

No.		£	s.	d.
3629	Boxwood, globular, 6 sizes . . . . . per doz.	0	10	6
3630	Ditto, oviform, 6 sizes . . . . . „	0	10	6
3631	Braxton Hicks', bendable, with solid india-rubber pads, 6 sizes, per doz.	1	6	0
3632	Coghill's, bendable, india-rubber covered, 3 sizes . . each	0	2	6



3633.



3634.

3633	Cutter's Cup, for Prolapsus, with bands complete, 3 sizes, each	0	5	0
3634	Cutter's Ring, ditto, ditto, 3 sizes . . . . . „	0	5	0



3635.



3636.

3635	Cutter's Loop, for Retroversion, with bands complete, 3 sizes, each	0	5	0
3636	Ditto, ditto, Thomas's modification, ditto, 3 sizes . . „	0	6	0
3637	Ditto, T Stem, with bands complete, 3 sizes . . . „	0	5	0

* The items marked thus * are not illustrated.

No.

Pessaries and Intra-Uterine Stems, *continued*,—

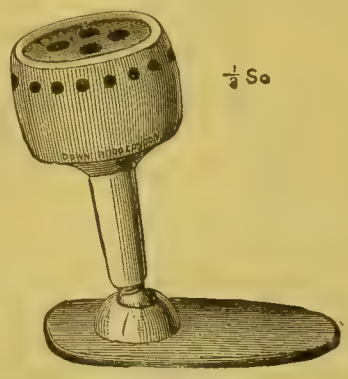

3638.

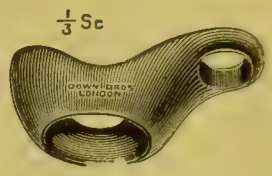

3640.

		£	s.	d.
	Pessaries, *continued*,—			
3638	Duffin's boxwood Stem Pessary, 3 sizes . . . . each	0	6	0
3639*	Ditto, fitted with steel pelvic band for cases of complete prolapse, as made for Dr. Williams Cock, of Peckham, each	1	11	6
3640	Fowler's, vulcanite, in 3 sizes . . . . . per doz.	1	5	0



3641.



3642.



3643.

3641	Galabin's Cradle, for Anteversion, 6 sizes . . per doz.	0	18	0
3642	Ditto Prolapsus, 6 sizes . . . . . „	0	18	0
3643	Gehrung's Pessary, for Cystocele, 3 sizes . . . . each	0	2	0

* The items marked thus * are not illustrated.

No.

Pessaries and Intra-Uterine Stems, *continued*,—



3644.

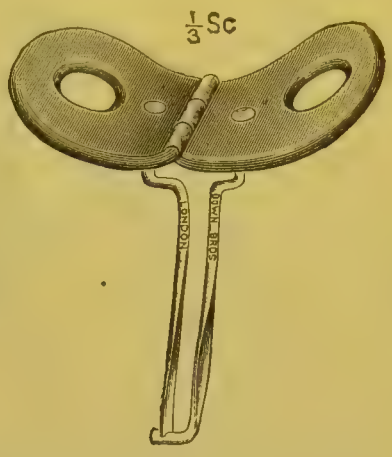

3645.

Pessaries, *continued*,—

		£	*s.*	*d.*
3644	Gervis' Retroversion, 6 sizes, per doz., vulcanite, 15*s.*; celluloid	1	4	0
3645	Godson's, 4 sizes . . . . . each	0	3	6



3646.

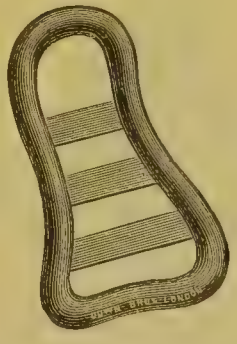

3647.

3646	Greenhalgh's, bendable, rubber covered, 6 sizes .	per doz.	0	12	0
3647	Ditto, ditto, with india-rubber bands, 6 sizes .	„	0	15	0



3648.



3649.

3648	Greenhalgh's, bendable, with gelatine pads, 6 sizes .	per doz.	1	10	0
3649	Ditto, ditto, modified by Playfair, 6 sizes . .	„	0	15	0

No.

Pessaries and Intra-Uterine Stems, *continued*,—

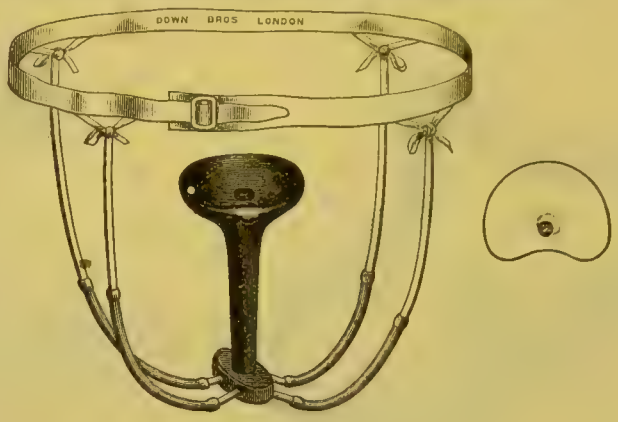

3650.

Pessaries, *continued*,—

		£	s.	d.
3650	Helm Montague's, for complete Procidentia, with bands . each	0	8	6

Dr. A. J. Helm Montague, of Worksop, writes September 17, 1904: "I claim for the Pessary that in *complete* Procidentia it will keep up the uterus when others fail, for the reason that a much larger Pessary can be worn than usual, owing to the elipse (worn anteriorly) preventing dragging upon the posterior wall of the bladder, and preventing the incontinence of urine frequently complained of in a large Pessary. With a smaller one I find that the uterus comes down beside the Pessary."



3651.



3652.



3653.



3654.

3651	Hewitt's Cradle, for Anteversion, 6 sizes . . .	per doz.	1	5	0
3652	Ditto, Crutch Cradle, ditto, 3 sizes . . .	„	1	7	0
3653	Ditto, Spring Cradle, 3 sizes	„	1	10	0
3654	Ditto, Oval Ring, vulcanite, 6 sizes . . .	„	0	15	0



3655.

3655	Hewitt's Ring, for bending into any form, celluloid, 10 sizes, 55 to 100 mm. diameter	per doz.	0	15	0
3655*a*	Ditto, ditto, gutta-percha, 12 sizes, 2¼ to 3⅝-in. .	„	0	10	0
3655*b*	Ditto, ditto, india-rubber covered, 12 sizes, 2¼ to 3⅝-in.	„	0	10	6
3655*c*	Ditto, vulcanite, 6 sizes only, 60, 65, 70, 75, 80 and 85 millimetres diam.	per doz.	0	10	6

No.

Pessaries and Intra-Uterine Stems, *continued*,—



3656.



3657.



3658.



3659.



3624.

Pessaries, *continued*,—

		£	s.	d.
3656	Hodge's, celluloid, 12 sizes . . . . . per doz.	1	1	0
3656*a*	Ditto, ditto, flexible, 9 sizes . . . . . „	0	18	0
3657	Ditto, india-rubber covered, 12 sizes . . . „	0	10	6
3657*a*	Ditto, vulcanite, hand made, 12 sizes . . . „	0	14	0
3657*b*	Ditto, ditto, moulded, 6 sizes . . . . „	0	6	0
3657*c*	Ditto, ditto, moulded (shape as No. 3624), 6 sizes . „	0	7	6
3658	Ditto, ditto, with bars, 6 sizes . . . . „	0	11	0
3659	Ditto, ditto, Albert Smith's modification, 6 sizes . „	0	14	0
3624	Ditto, Barnes' modification, flexible tin . . „	0	15	6



3660.



3661

3660	India-rubber, inflated flat circular, 6 sizes . . per doz.	0	17	6
3661	Ditto, inflated flat oval, 6 sizes . . . . „	0	17	6

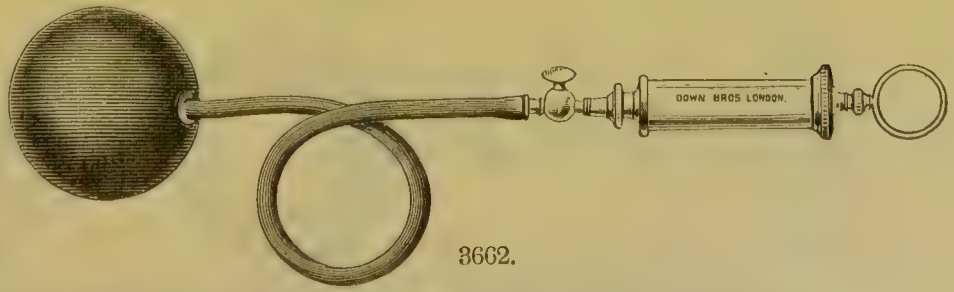

3662.

3662	India-rubber, to inflate, globular, 6 sizes, with Stopcock and brass Inflating Syringe, complete . . . . each	0	5	6
	Ditto, ditto, the pessary only, globular, with Stopcock, 6 sizes each	0	2	9
3663*	Ditto, ditto, flat circular, the pessary only, with Stopcock, each	0	3	0

* The items marked thus * are not illustrated.

No. **Pessaries and Intra-Uterine Stems,** *continued,*—



3664.

Pessaries, *continued,*— £ *s.* *d.*

3664 Kinloch's, for Cystocele . . . . . each 0 4 6

If fitted with Waistband and Understraps, 2*s.* extra.

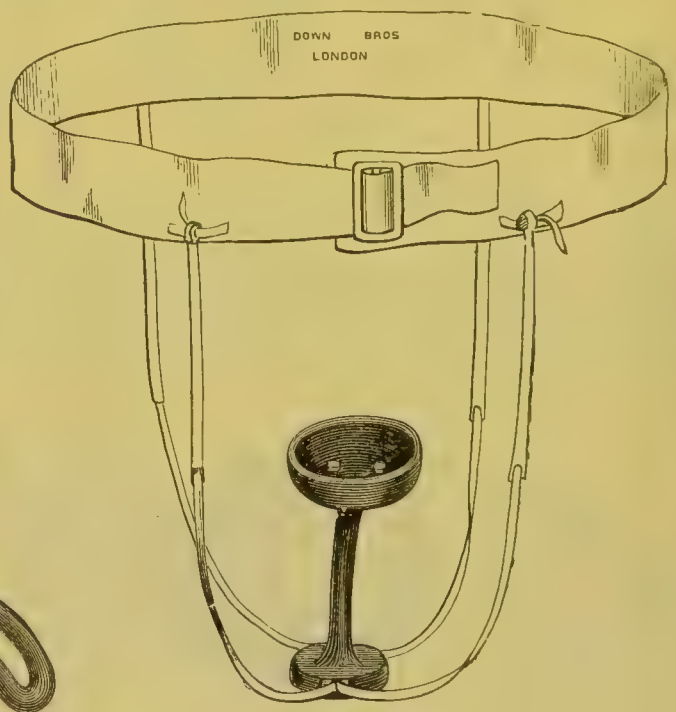



3665. 3666.

3665 Lawson Tait's Wedge, 6 sizes . . . . . per doz. 1 4 0

3666 Macintosh's vulcanite Stem, with bands complete, 3 sizes—1¼, 1½, 1¾ . . . . . each 0 5 6

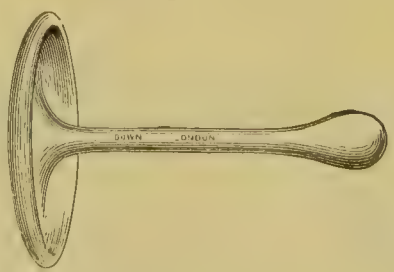





3667. 3668. 3669.

3667 Matthews Duncan's Disc and Stem, for Prolapsus, 8 sizes—1⅝ to 2½-in. diam. . . . . per doz. 0 14 0

3668 Meyer's solid india-rubber, 12 sizes—2 to 3⅜-in. diam. ,, 1 0 0

*3668*a* Ditto, ditto, lighter make . . . . . ,, 0 14 0

*3668*b* Ditto, ditto, white india-rubber . . . . . ,, 0 12 0

3669 Ditto, ditto, very stout, with small central aperture ,, 1 13 0

* The items marked thus * are not illustrated.

No.

Pessaries and Intra-Uterine Stems, *continued*,—

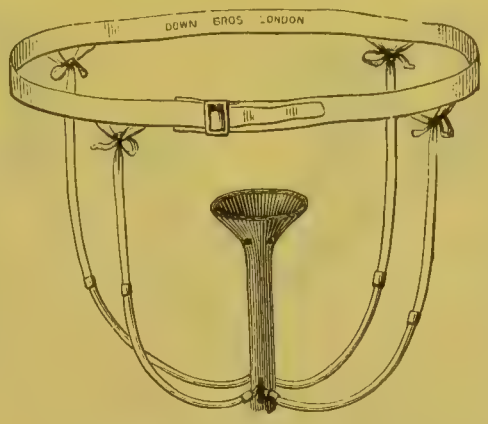

3670.

Pessaries, *continued*,— £ *s.* *d.*

3670 Napier's india-rubber Stem, 4 sizes, with bands complete, each, 2-in., 4*s.* 6*d.*; 2¼-in., 5*s.*; 2⅝-in., 5*s.* 6*d.*; and 3-in. . . 0 6 0

(2*s.* each allowed for Bands if not required.)

3671* Protective Pessaries, to prevent impregnation . . per doz. 0 15 0

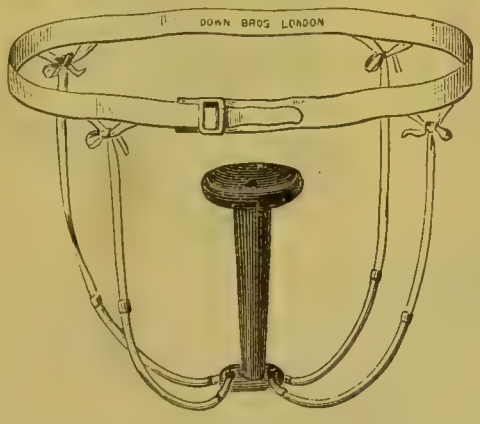

3672.



3673.

3672 Schofield's vulcanite, with bands complete, 4 sizes—1¼, 1½, 1¾, 2-in. . . . . each 0 4 6

3673 Simpson's vulcanite Shelf, 6 sizes . . . . per doz. 1 7 0



3674.

3674 Thomas's Anteversion, india-rubber, 6 sizes . . per doz. 1 8 6

* The items marked thus * are not illustrated.

No. **Pessaries and Intra-Uterine Stems,** *continued,*—



3675.



3676.

No.		£	s.	d.
	Pessaries, *continued,*—			
3675	Thomas's Anteversion, vulcanite, 4 sizes . . . per doz.	1	10	0
3676	Ditto, ditto, 4 sizes . . . . . „	1	10	0

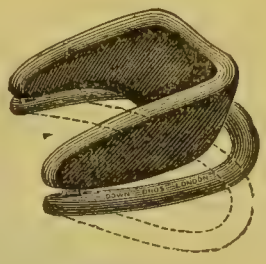

3677.



3678.

3677	Thomas's Anteversion, vulcanite, 3 sizes . . . . each	0	4	0
3678	Ditto, with india-rubber Spring, 4 sizes . . per doz.	1	13	0



3679.



3680.

3679	Thomas's Anteflexion, with Cup and Stem, 4 sizes . . each	0	3	0
3680	Ditto, ditto, ditto, with rest . . . . . „	0	4	0

No. **Pessaries and Intra-Uterine Stems,** *continued,*—



3681.



3682.

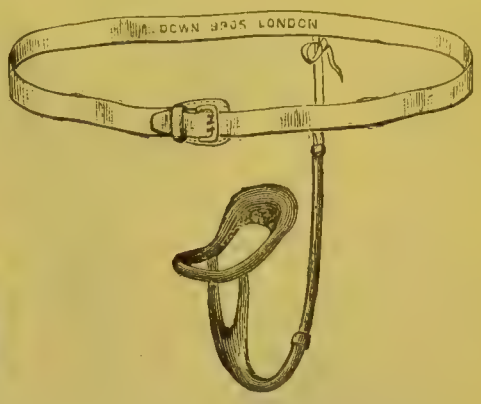

3683.

		£	s.	d.
	Pessaries, *continued,*—			
3681	Thomas's Retroflexion, 6 sizes . . . . . per doz.	1	5	0
3682	Ditto, ditto, 6 sizes . . . . . ,,	1	5	0
3683	Ditto, modification of Cutter's, with rest for cervix, with bands complete . . . . . each	0	8	6



3684.



3685.

3684	Vulcanite, flat circular, in 7 sizes . . . . . per doz.	0	10	6
3685	Watch Spring, 12 sizes, 2 to $3\frac{3}{8}$-in diameter . . ,,	1	0	0
	Cheaper quality, lighter make, 16s. per doz.			
	Ditto, extra large sizes, $3\frac{1}{2}$, $3\frac{5}{8}$, $3\frac{3}{4}$-in. . . . ,,	1	4	0



3686.



3687.

3686	Watch Spring, padded with gelatine, 12 sizes, 2 to $3\frac{3}{8}$-in. diam., per doz.	1	10	0
3687	Ditto, with diaphragm, 12 sizes . . . . ,,	1	2	0

No.

Pessaries and Intra-Uterine Stems, *continued*,—

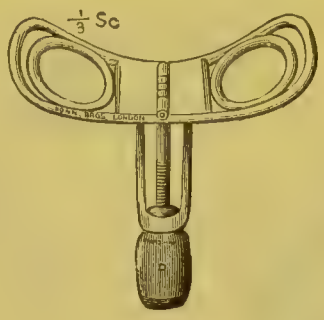

3688.

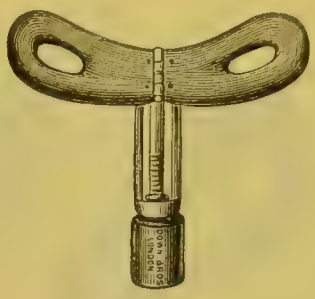

3689.

		£	s.	d.
	Pessaries, *continued*,—			
3688	Zwanke's metal . . . . . each	0	3	6
3689	Ditto, vulcanite, with metal Screw, 6 sizes, width across when open, 8, 8·5, 9, 9·5, 10, 10·5 centimetres . . each	0	3	0

Repositors, for replacing Inverted Uterus.

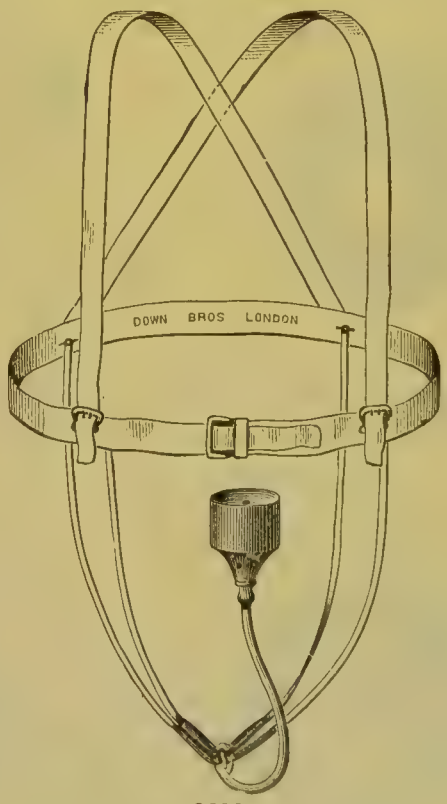

3690.

3690	Galabin's modification of Aveling's, with vulcanite ends, of 2 sizes, complete	0	14	6
3691*	Aveling's, with ditto	0	10	6

* The items marked thus * are not illustrated.

No.

Pessaries and Intra-Uterine Stems, *continued*,—

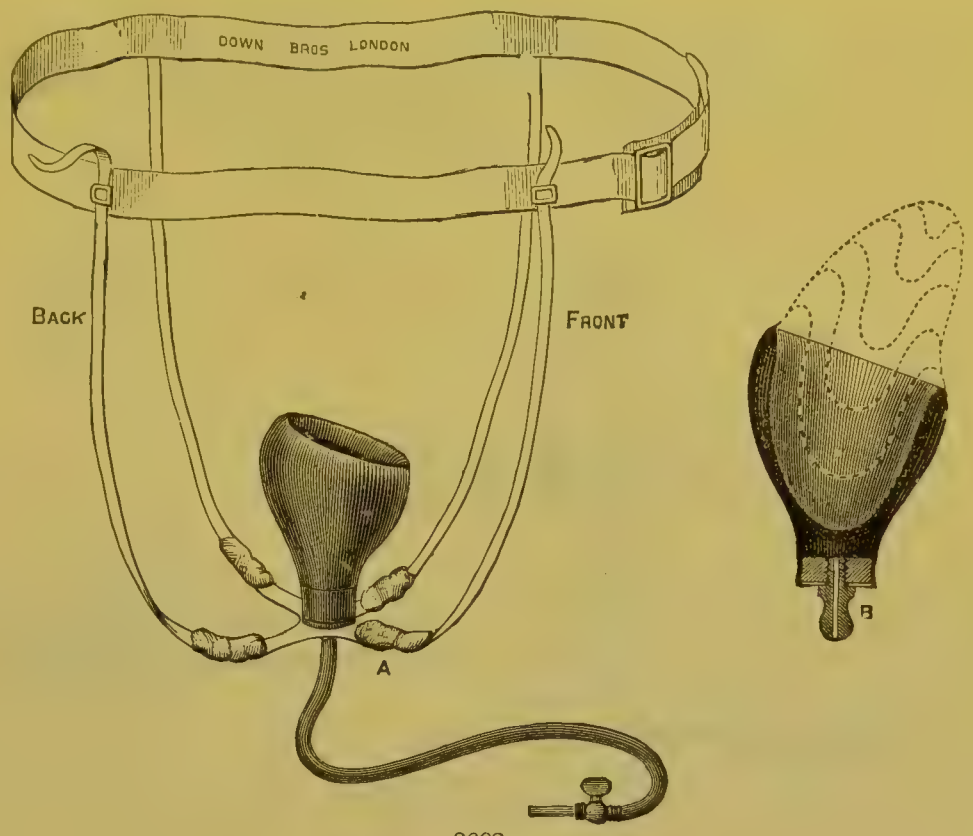

3692.

		£	s	d
	Repositors, for replacing Inverted Uterus, *continued*,—			
3692	Gowan's . . . . . each	1	1	0

No. 3692, **A**, represents the Repositor with the bands and belt attached. No. 3692, **B**, is semi-diagrammatic, the shaded portion representing a vertical section through the inverted cup (ready for use), and the dotted lines approximately the various curves assumed during distension of the instrument and reposition of the uterus.—Vide *The Lancet*, September 21, 1889.

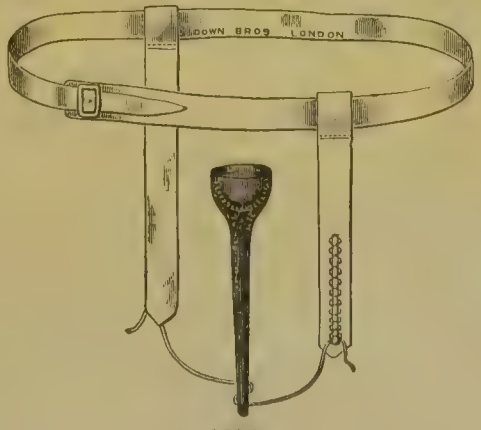

3693.

3693	Lawson Tait's set of 3, with straps complete, per set . .	0	16	6

No.

Ovariotomy and Hysterectomy Instruments.

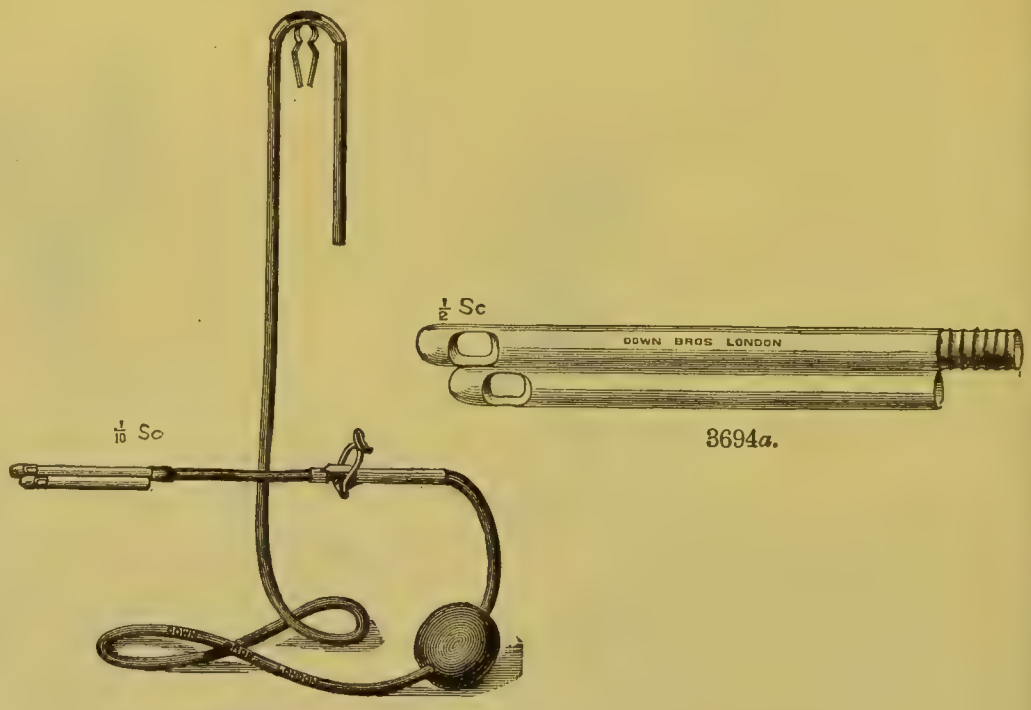

3694a.

3694.

No.		£	s.	d.
	Abdominal Irrigators,—			
3694	Morse's, with Siphon arrangement and Stopcock complete .	0	18	6
3694*a*	Ditto, the double metal Tube only	0	10	6

From the "Lancet," August 8, 1896.

Subjoined is an accurate representation of an instrument made for me by Messrs. DOWN BROS. In cases in which it is required to wash out the peritoneal cavity, I have been in the habit of introducing by the side of the irrigator one or two glass tubes to facilitate the return of the water from the abdomen; hence it occurred to me to have the two tubes connected and made in metal, so that the siphon apparatus could be attached to the longer tube and the shorter one might serve for the return of the water; a considerable amount of time is thus saved. The metal tubes are simply a modification of those known as Lawson Tait's half-inch tubes for washing out the abdomen.

Norwich. T. H MORSE, F.R.C.S. Eng.

No. **Ovariotomy and Hysterectomy Instruments,** *continued,*—



3695.



3696.



3697.

		£	s.	d.
3695	**Lawson Tait's Tubes,** for washing out, 2 sizes—$\frac{7}{16}$ and $\frac{7}{8}$-in. diam. . . . . each, 8*s.* 6*d.* and	0	12	6
3696	Ditto, modified by Mr. Greig Smith . . each, 9*s.* 6*d.* and	0	13	6
3697	Ditto, modified by Mr. Carwardine . . each, 11*s.* and	0	15	0

The smaller size is used for washing out Cysts, the larger size for washing out the peritoneal cavity.

A medium size of these Tubes is also kept in stock at intermediate prices.

No.

Ovariotomy and Hysterectomy Instruments, *continued*,—
Artery and Compression Forceps, nickel plated (*see also pages* 18–28),—

	£	s.	d.
Bland Sutton's (7 in. Spencer Wells', Fig. 74, as used by Mr. Bland Sutton) with screw joint . . . . . each	0	7	6
Ditto. with take-off joint as Fig. 75 . . . . . ,,	0	9	0

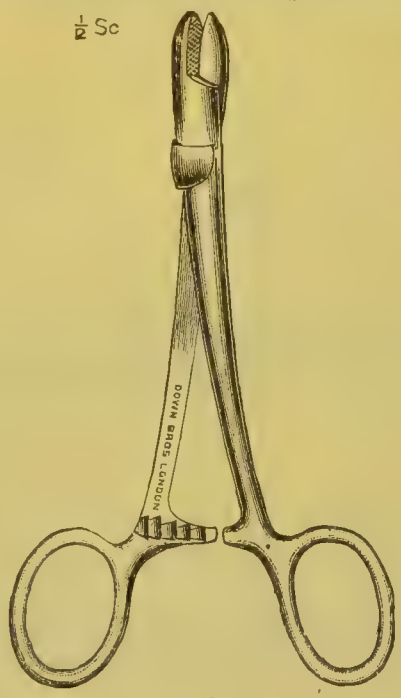

47.

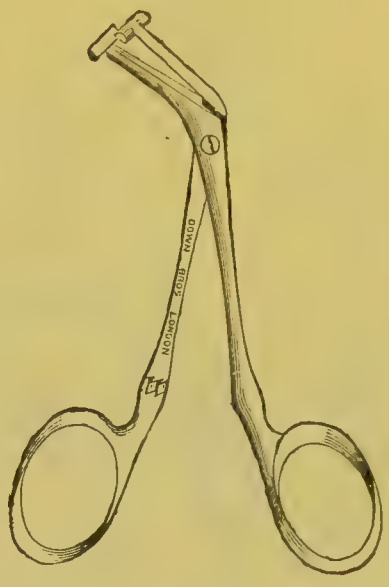

48.

47 Doyen's . . . . . each, 5 in., 7*s.* 6*d.*; 6 in. 0 8 6

48 Elder's . . . . . each 0 7 6

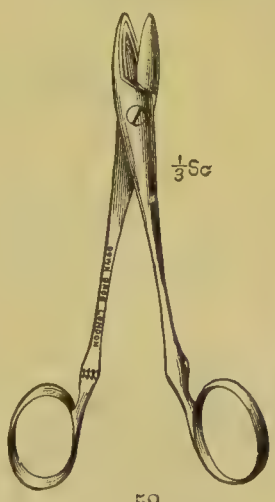

52.

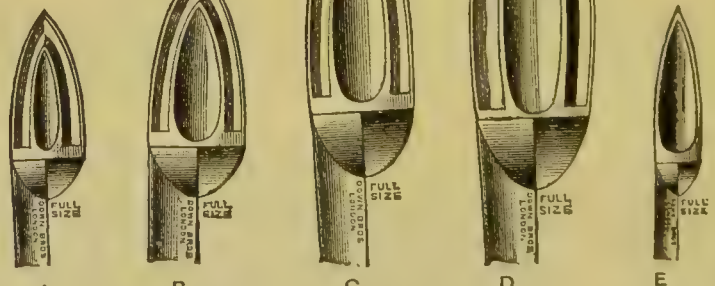

52 Greig Smith's,—

A. 4¾-in. . . . . each	0	6	0
A. 5-in. . . . . ,,	0	6	0
If made with take-off joint, 1*s.* each extra.			
B. 6-in. . . . . ,,	0	8	0
C. 7-in. . . . . ,,	0	10	0
If made with take-off joint, 1*s.* 6*d.* each extra.			

No

Ovariotomy and Hysterectomy Instruments, *continued*,—

Artery and Compression Forceps, nickel plated, *continued*,—

Greig Smith's, *continued*,—

	£	s.	d.
D. 8-in. . . . . each	0	11	6
D. Ditto, curved on flat . . . . . „	0	15	6

If made with take-off joint, 1*s.* 6*d.* each extra.

E. 5-in., fine, for Peritoneum . . . . „	0	6	0

If made with take-off joint, 1*s.* each extra.

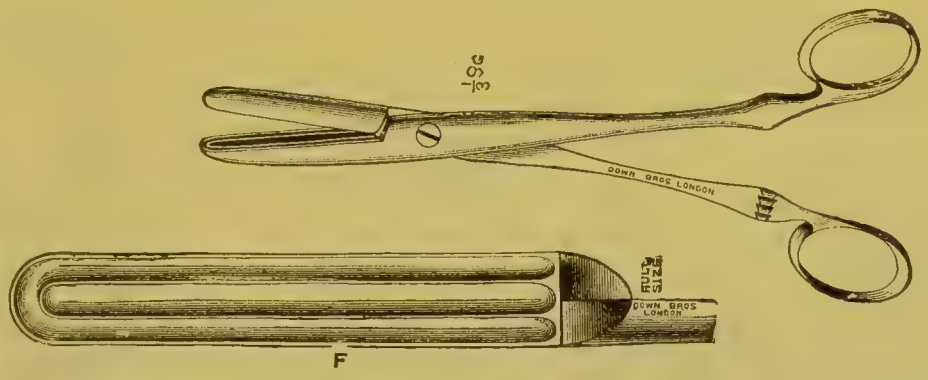

53.

53 Greig Smith's (F) 9-in. . . . . each 0 17 6

If made with take-off joint, 1*s.* 6*d.* each extra.

Professor J. Greig Smith, M.A., M.B. (Bristol), writes: For some years past I have been using in abdominal and general surgery a modification of the Wells' forceps, which I like so much that I venture to recommend it to my professional brethren.

The general character of the instrument is sufficiently indicated in the accompanying engravings. Instead of the serrated jaws in ordinary use there is a sort of double hawk's bill, without any transverse serration. Thus the tissues caught, instead of being pressed into a corrugated ribbon shape, are nipped and sharply compressed along one or two lines. Ordinary forceps, with flat serrated jaws, can be pulled upon only in the direction of the handles; they may slip on being tilted laterally so as to place a ligature. These forceps cannot slip in whatever direction they are pulled. The pad of uncompressed tissue in the centre of the jaws gives enormous holding power. For catching and holding slippery or friable ovarian cysts they have clear advantages. In holding a divided broad ligament the impossibility of the tissues slipping out sideways will be appreciated by those who know what such an accident means.

As hæmostatics they are, I think, superior to the ordinary pattern. They cause division of the inner coats, and the outer coat is spread out and commingled with the surrounding tissues. In abdominal surgery it is hardly ever necessary to apply a ligature in the parietal incision or on divided adhesions if these forceps are used. The sharp-pointed forceps, with one lip for dissecting or picking up the peritoneum, is a favourite instrument with all who use it; indeed, so efficient is it, that it is doubtful if the second lip is necessary in the smaller forceps.

The tips of the smaller forceps are pointed on the Tait plan so that a ligature slips over them easily. Messrs. Down Bros. of 21, St. Thomas's Street, London, S.E., are the makers.—*British Medical Journal*, March 23, 1895.

No. **Ovariotomy and Hysterectomy Instruments,** *continued,—*



3698.



3699.

Artery and Compression Forceps, nickel plated, *continued,—*

		£	s.	d.
3698	Jordan Lloyd's, straight, grooved lengthways . . each	0	17	0
3699	Ditto, curved, ditto . . . . . „	0	18	0

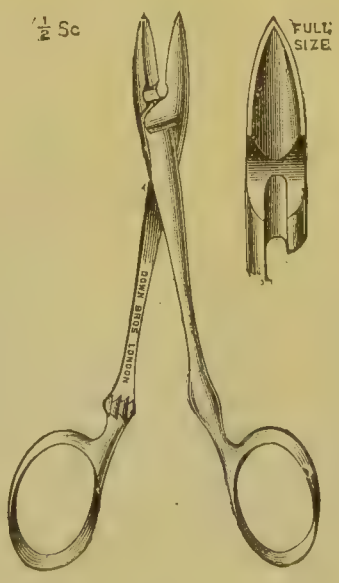

58.

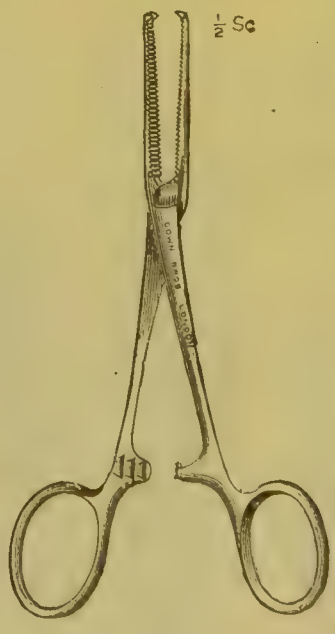

60.

58	Jordan Lloyd's, with take-off joint, 4¾-in . . . each	0	7	0
59*	Ditto, with screw joint, 4¾-in. . . . . „	0	6	0
60	Kocher's, with take-off joint . . each, 5-in., 6*s.* 6*d.*; 6-in.	0	8	6
61*	Ditto, with screw joint . . each, 5-in., 5*s.* 6*d.*; 6-in.	0	7	0

* The items marked thus * are not illustrated.

No.

Ovariotomy and Hysterectomy Instruments, *continued*,—

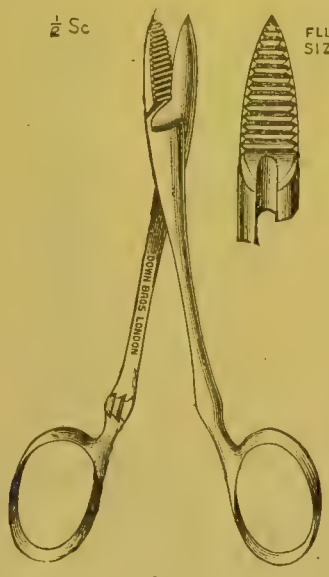

62.

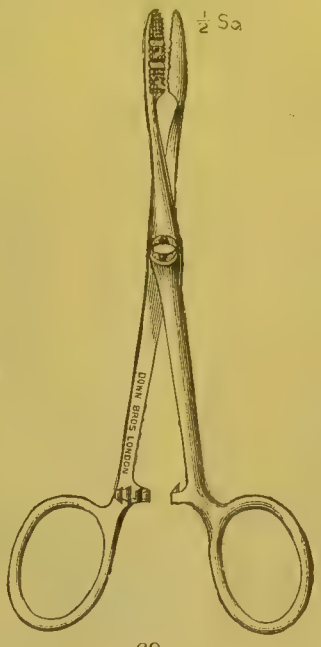

69.

Artery and Compression Forceps, nickel plated, *continued*,—

		£	s.	d.
62	Lawson Tait's, take-off joints, $4\frac{3}{4}$-in. . . . . each	0	5	0
63*	Ditto, with screw joints, $4\frac{3}{4}$-in. . . . . „	0	4	0
69	Pean's straight, 5-in. . . . . „	0	5	3

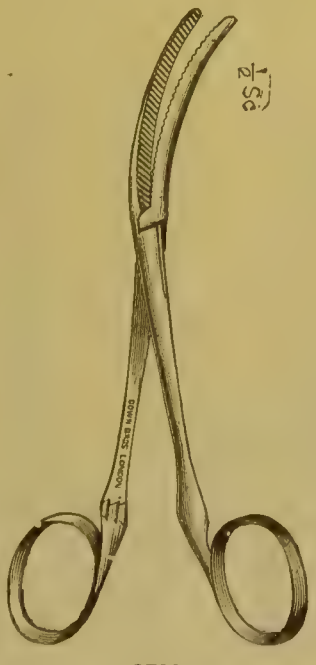

3700.

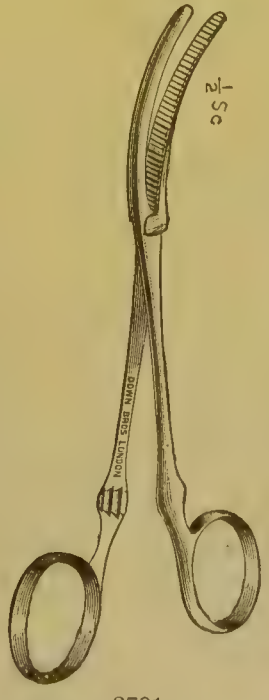

3701.



3702.

3700	Pean's curved, with take-off joint, $5\frac{1}{2}$-in. . . . . each	0	7	6
3701	Ditto, curved on flat, with take-off joint, $5\frac{1}{2}$-in. . . „	0	7	6
3702	Ditto, T-shape, with take-off joint, $5\frac{3}{4}$-in. . . . „	0	9	6

* The items marked thus * are not illustrated.

No.

Ovariotomy and Hysterectomy Instruments, *continued*,—

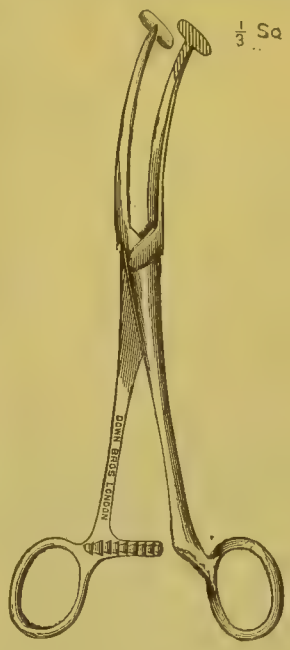

3703.

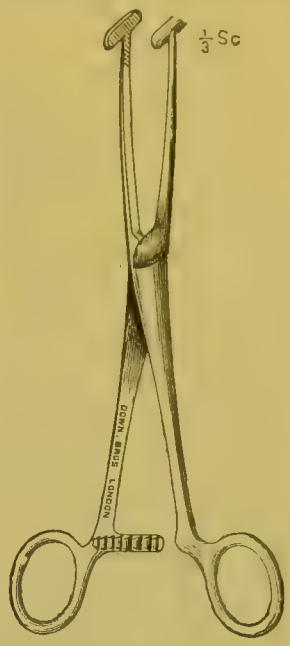

3704.

Artery and Compression Forceps, nickel plated, *continued*,—

		£	s.	d.
	Pozzi's,—			
3703	Curved, T-shape . . . . each 5½-in, 9s.; 8-in.	0	10	6
3704	Straight, T-shape, 8-in. . . . . each	0	10	6

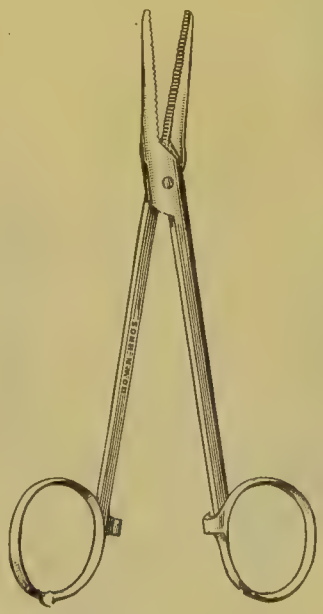

72.

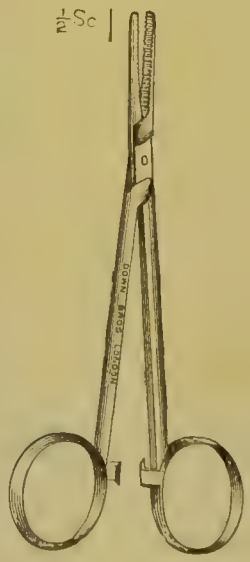

73.

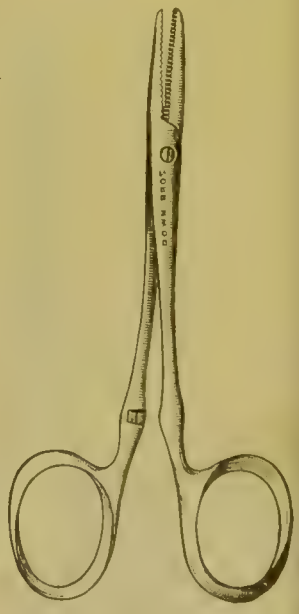

74.

Spencer Wells',—

72	Original pattern, 4½ and 5-in. . . . . each	0	4	0
73	Ditto, with Aseptic joint, 4½-in. and 5-in. . . . . ,,	0	5	0
74	Improved pattern, each, 3-in., 4s.; 4¾-in.. 4s.; 5-in., 4s.; 6-in., 6s.; 7-in.	0	7	6

No. **Ovariotomy and Hysterectomy Instruments,** *continued,—*

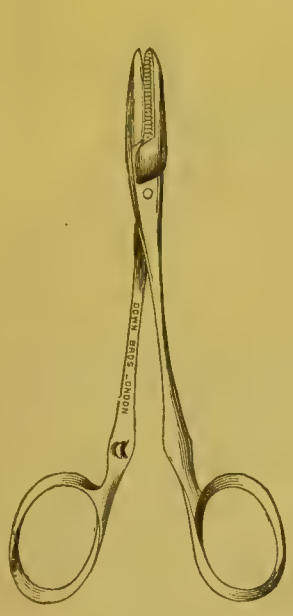

75.

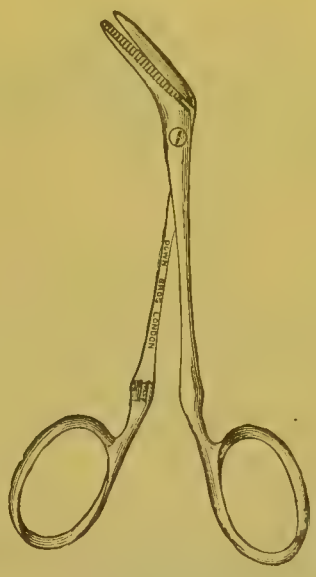

76.

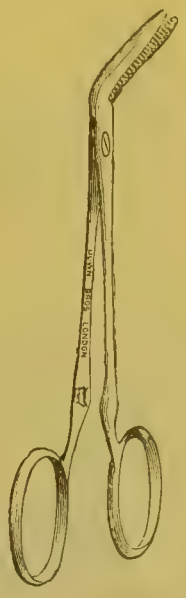

79.



80.

Artery and Compression Forceps, nickel plated, *continued,—*

		£	*s.*	*d.*
	Spencer Wells', *continued,—*			
75	Improved pattern, with Aseptic joint, 3-in., 5*s.*; $4\frac{3}{4}$-in., 5*s.*; 5-in., 5*s.*; 6-in., 7*s.* 6*d.*; 7-in.	0	9	0
76	Angular, $4\frac{3}{4}$-in. . . . . each	0	5	3
77*	Ditto, with Aseptic joint . . . . . ,,	0	6	3
78*	Ditto, 6-in. (Jessett's) each, 6*s.* 9*d.*; with take-off joint	0	8	3
79	Angle on flat. . . . . each, $4\frac{3}{4}$-in., 5*s.* 6*d.*; 6-in.	0	7	6
80	Ditto, with Aseptic joint . each, $4\frac{3}{4}$-in., 6*s.* 6*d.*; 6-in.	0	9	0



81.

Spencer Wells' Compression Forceps, nickel plated,—

81	Straight, with Aseptic joint . each, 7-in., 10*s.*; $8\frac{1}{2}$-in.	0	12	0
82*	Ditto, with screw joint . each, 7-in., 8*s.* 6*d.*; $8\frac{1}{2}$-in.	0	10	0

* The items marked thus * are not illustrated.

No.

Ovariotomy and Hysterectomy Instruments, *continued*,—



83.

Artery and Compression Forceps, nickel plated, *continued*,—

Spencer Wells' Compression Forceps, nickel plated, *continued*,—

		£	*s.*	*d.*
83	Angle on flat, with screw joint. . each, 7-in., 10*s.*; 8½-in.	0	11	6

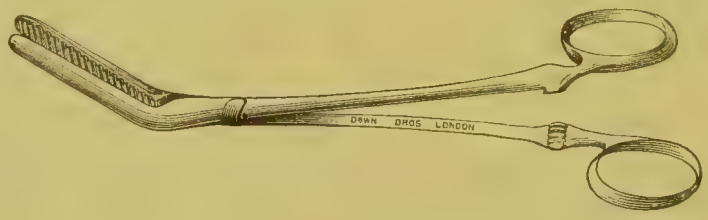

84.

84	Angle on flat, with Aseptic joint, each, 7-in., 11*s.* 6*d.*; 8½-in.	0	13	6



85.

85	Rectangular, with Aseptic joint, 8½-in. . . . . each	0	14	0
86*	Ditto, with screw joint, 8½-in. . . „	0	12	0

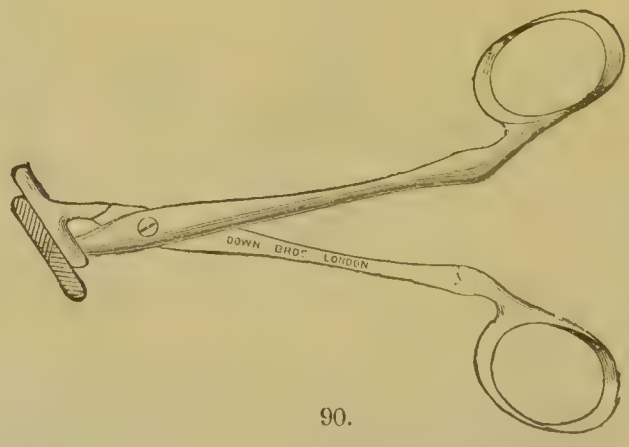

90.

90	Thornton's T-shape . . . . each, 6-in., 9*s.* 6*d.*; 8½-in.	0	12	6

* The items marked thus * are not illustrated.

No.

Ovariotomy and Hysterectomy Instruments, *continued*,—

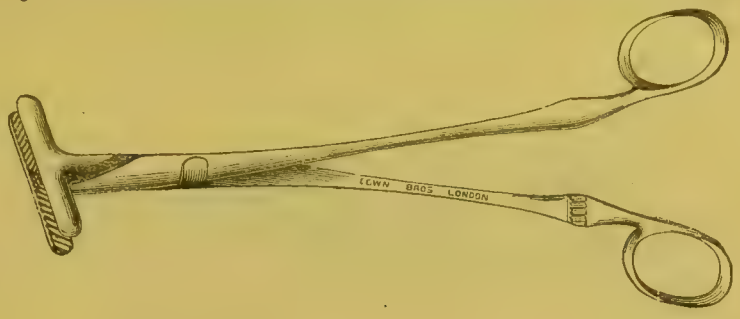

91.

Artery and Compression Forceps, nickel plated, *continued*,—

		£	s.	d.
91	Thornton's T-shape, with take-off joint, each, 6-in., 11*s.*; 8½-in.	0	14	6

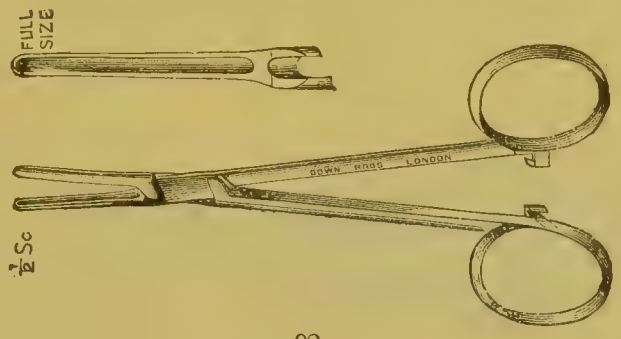

92.

92	Wallace's, with take-off joint, 5-in.	each	0	6	6
93*	Ditto, with screw joint, 5-in.	„	0	5	6

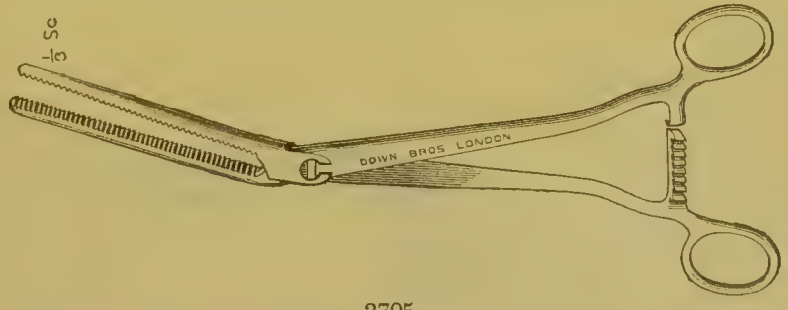

3705.

Broad Ligament Clamps, etc., nickel plated (*see also* Compression Forceps),—

3705	Angular, with take-off joint	each	0	16	6



3706.

3706	Braithwaite's	each	0	10	6

* The items marked thus * are not illustrated.

No. **Ovariotomy and Hysterectomy Instruments,** *continued,*—

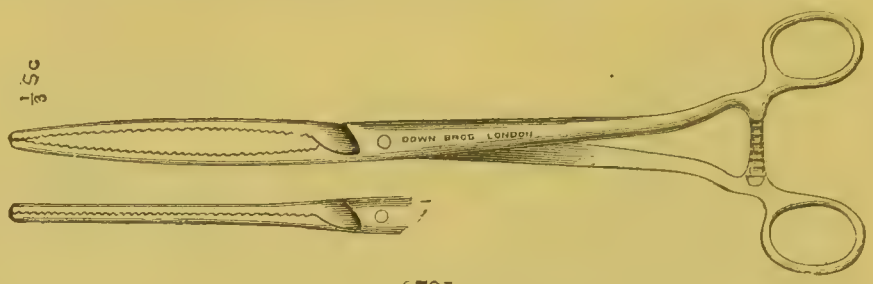

3707.

£ s. d.

Broad Ligament Clamps, etc. nickel plated, *continued,*—

3707 Doyen's straight, with spring arched blades, each, 8-in., 11*s.*; 11-in. 0 14 6

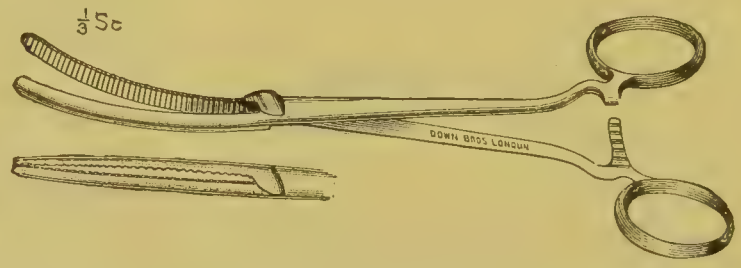

3708.

3708 Doyen's curved, with spring arched blades . . . each 0 13 0

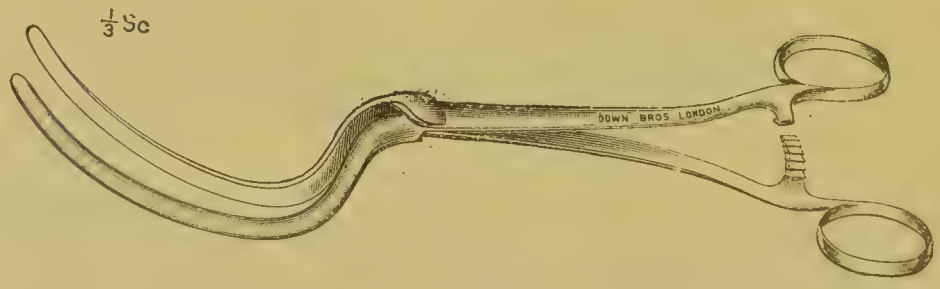

3709.

3709 Edgar's . . . . . each 0 16 6

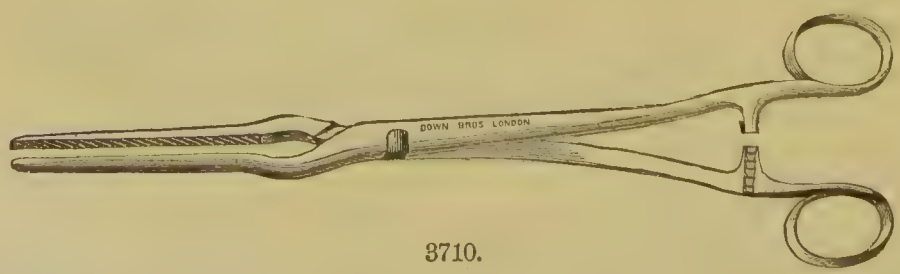

3710.

3710 Galabin's . . . . . each 0 13 6

No. **Ovariotomy and Hysterectomy Instruments,** *continued,—*

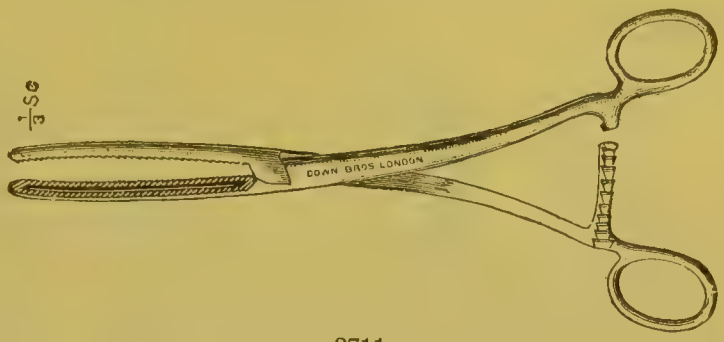

3711.

£ s. d.

Broad Ligament Clamps, etc., nickel plated, *continued,—*

3711 Galabin's modification of Doyen's . . . . . each 0 13 6

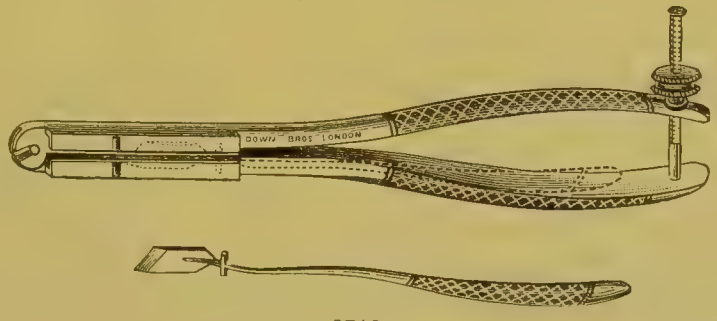

3712.

3712 Greig Smith's Clamp and Knife . . . . . each 1 11 6

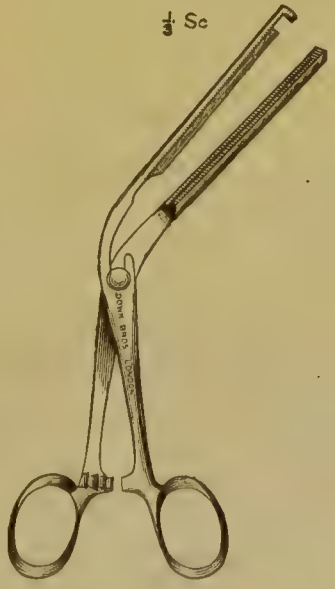

3713.

3713 Jessett's . . . . . each 0 15 0

No.

Ovariotomy and Hysterectomy Instruments, *continued*,—

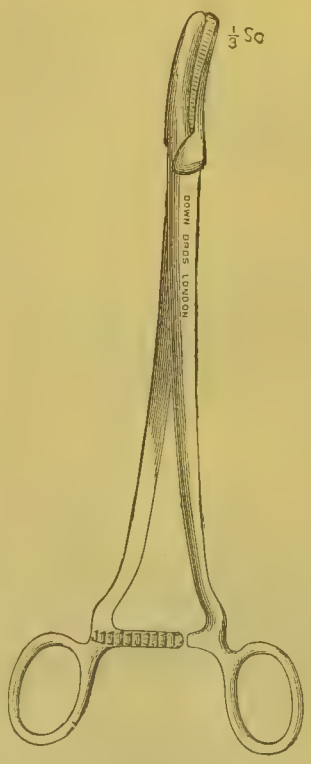

3714.

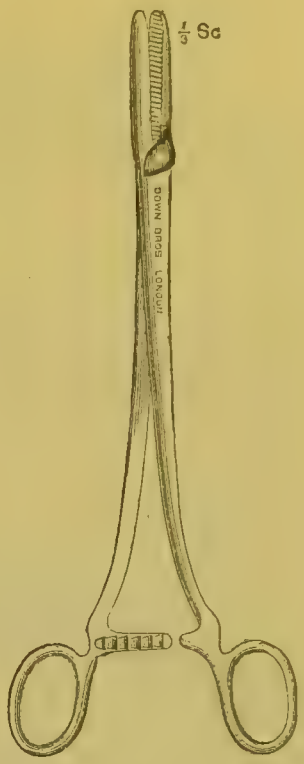

3715.

Broad Ligament Clamps, etc., nickel plated, *continued*,—

		£	*s.*	*d.*
3714	Pozzi's, curved on flat, 9½-in. . . . . each	0	12	6
3715	Ditto, straight, 9½-in. . . . . „	0	11	6



3716.

		£	*s.*	*d.*
3716	With smooth jaws, angular inside, as used by Playfair, small, 8-in. . . . . each	0	14	6

No.

Ovariotomy and Hysterectomy Instruments, *continued*,—

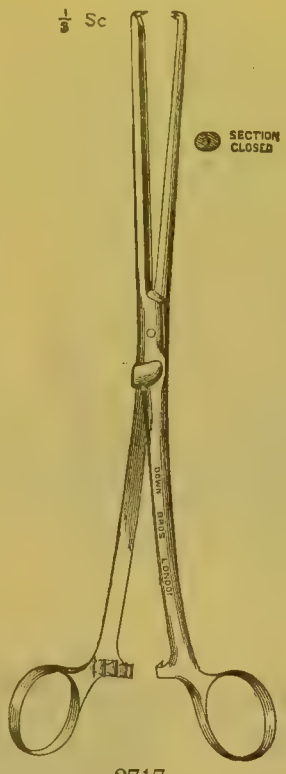

3717.

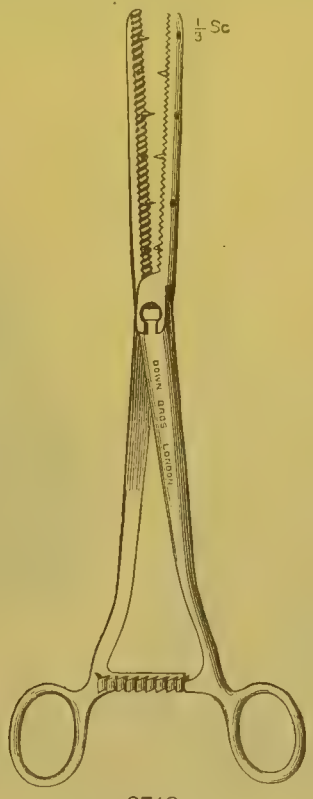

3718.

		£	s.	d.
	Broad Ligament Clamps, etc., nickel plated, *continued*,—			
3717	With smooth jaws, angular inside, as used by Playfair, large, 9½-in. . . . . each	0	15	6
3718	With pin blades, straight . . . . . „	0	15	6



3719.

3719	**Cautery Forceps**, Krassowski's, nickel plated . . each	0	15	0

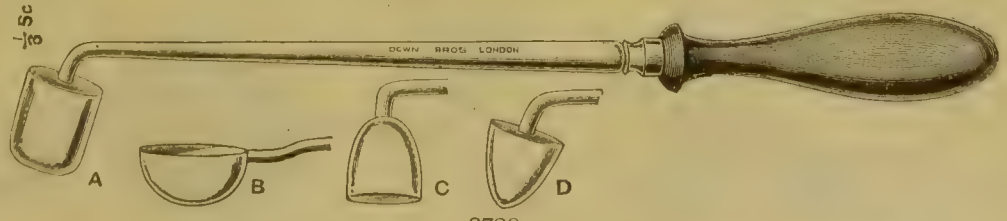

3720.



3721.

Cauteries, Actual (*see also pages* 900–901),—

3720	In wooden handles, A, B, C, and D . . . . each	0	6	0
	Ditto, ditto, smaller sizes . . . . . „	0	4	6
3721	In wooden handle . . . . . „	0	4	6

No.

Ovariotomy and Hysterectomy Instruments, *continued*,—





METHOD OF USING.—Firstly, heat the point to a red-heat.

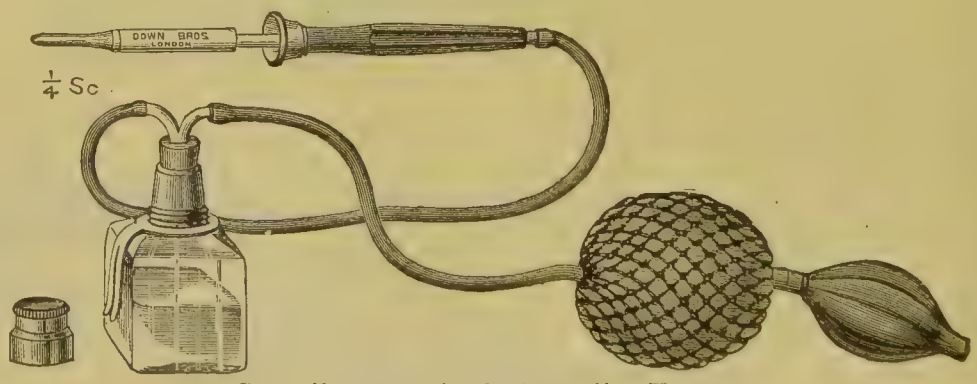

Secondly, pump in the Benzoline Vapour.

3722.

		£	s.	d.
	Thermo-Cauteries (Paquelin's),—			
3722	With blunt and cutting points, in case	3	15	0

A smaller model of this Instrument is also made, the amount of platinum used being less. The Instrument costs only £2 12*s.* 6*d.* It will be found useful for small operations in general practice.

No.

Ovariotomy and Hysterectomy Instruments, *continued*,—

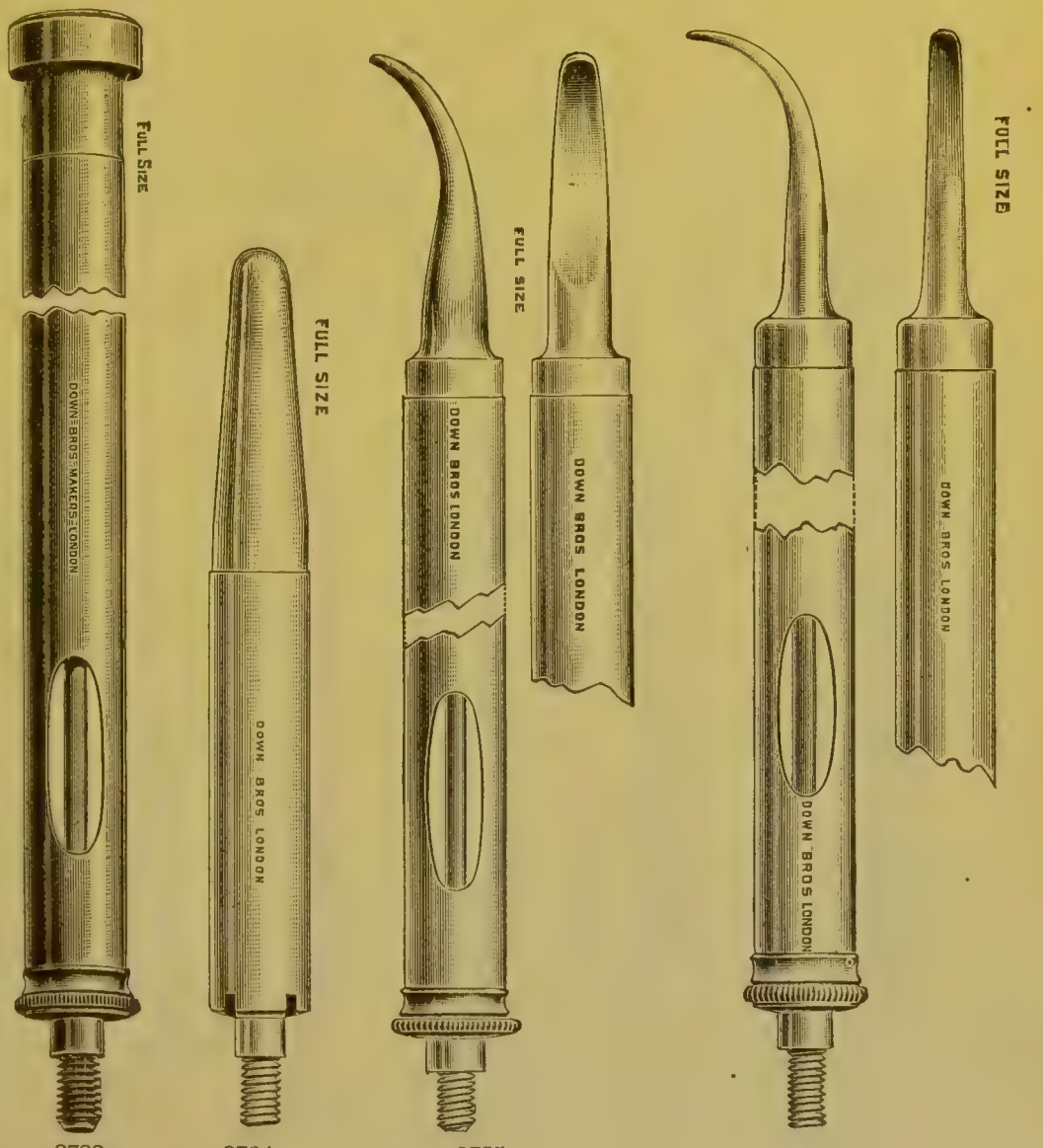

3723. 3724. 3725. 3726.

		£	s.	d.
	Separate Points for use with Thermo-Cautery,—			
3723	Blunt, or "Champignon" . . . . . each	1	4	0
3724	Conical . . . . . „	1	2	6
3725	Curved point, with broad transverse diameter for excising Neck of Uterus . . . . . each	1	4	0
3726	Ditto, with narrow ditto . . . . . „	1	2	6

No.

Ovariotomy and Hysterectomy Instruments, *continued*,—

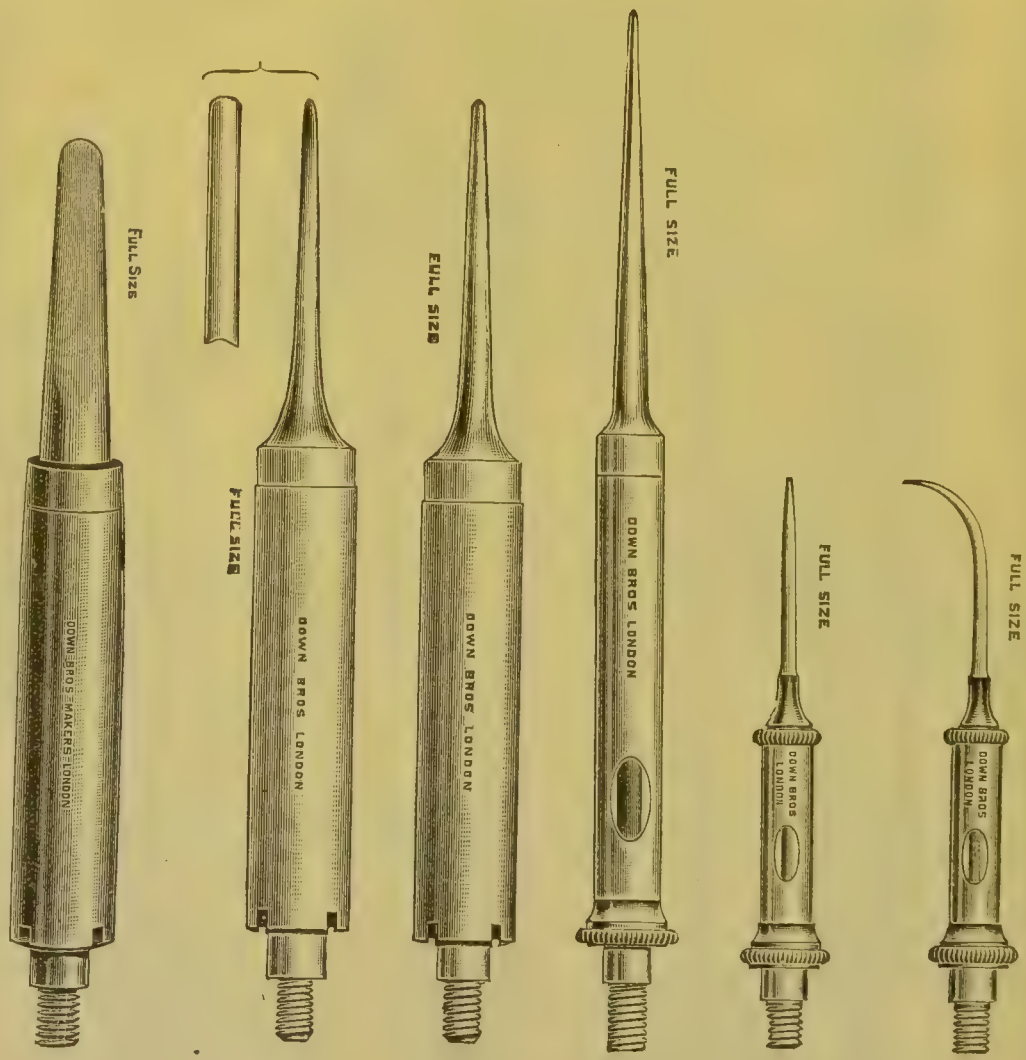

3727. 3728. 3729. 3730. 3731. 3732.

Separate Points for use with Thermo-Cautery, *continued*,—

		£	*s.*	*d.*
3727	Cutting . . . . . each	1	2	6
3728	Ditto, narrow . . . . . „	1	0	0
3729	Point . . . . . „	1	0	0
3730	Fine point . . . . . „	1	0	0
3731	Extra fine points, straight . each, 9*s.*; with handle	0	12	0
3732	Ditto, curved. . . . each, 11*s.* 6*d.*; with handle	0	14	6

No. **Ovariotomy and Hysterectomy Instruments,** *continued*,—



3733.

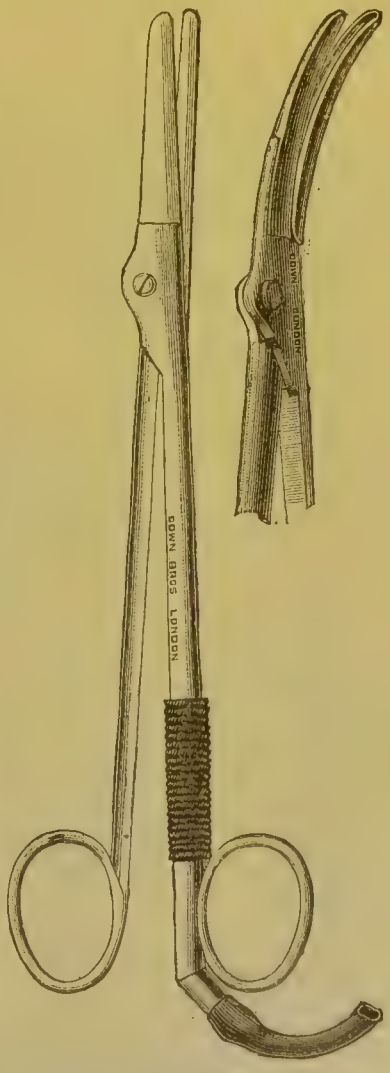

3734.

Separate Points for use with Thermo-Cautery, *continued*,—

		£	*s.*	*d.*
3733	Rectangular, conical point . . . . . each	1	6	0
3734	Scissors, curved or straight . . . . . „	2	14	0

No. **Ovariotomy and Hysterectomy Instruments,** *continued,*—

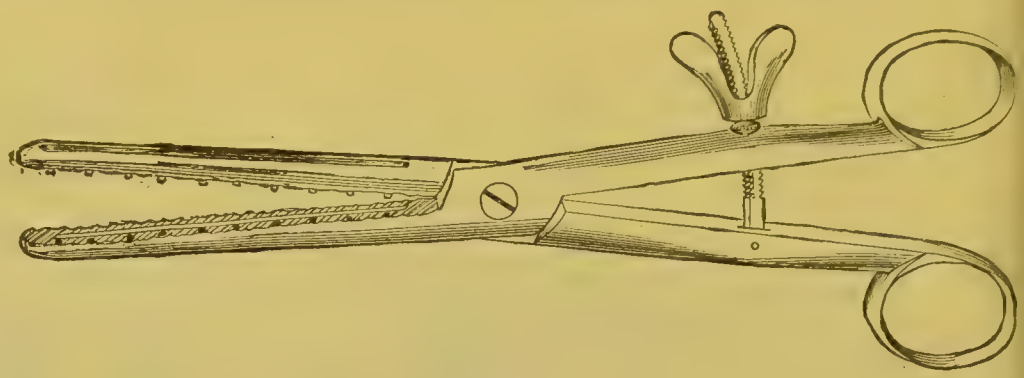

3735.

		£	s.	d.
	Clamp Forceps for Omentum, nickel plated,—			
3735	Spencer Wells' . . . . . each, 7-in., 12*s.*; 11-in.	1	1	0
3736*	Ditto, with Aseptic joint to take apart, each, 7-in., 15*s.*; 11-in.	1	4	0

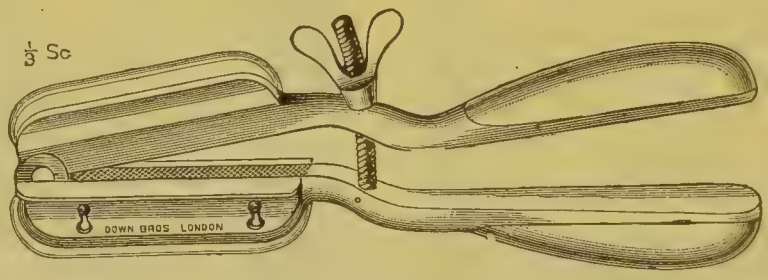

3737.

Clamps for Pedicle, nickel plated (*see also* Compression Forceps),—

3737	Baker Brown's, for Cautery, with metal handles . each	1	10	0



3738.

3738	Doyen's, for progressive and multiple pressure	6	10	0

* The items marked thus * are not illustrated.

No.

Ovariotomy and Hysterectomy Instruments, *continued*,—

Dr. Doyen claims that this Clamp will reduce to the substance of paper even the thickest pedicle, etc. It may be used as an ordinary rack pressure Forceps. The multiple pressure is applied as follows: Release the movable ring handle from the hook which retains it, then throw the handle outwards till it passes beneath the hook, passing through the centre of the forceps shank; when this is accomplished, the force exercised on the bow handles is multiplied from twice to twenty times, as the bows are approximated.

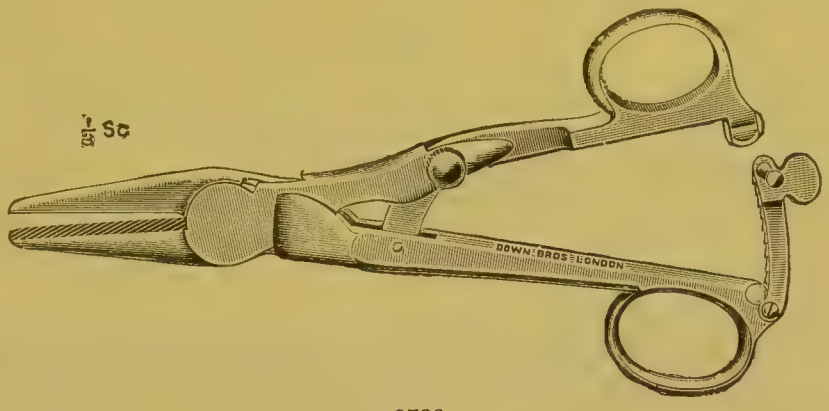

3739.

Clamps for Pedicle, nickel plated, *continued*,—

		£	s.	d.
3739	Doyen's, small . . . . . each	3	5	0

This is a modification of Doyen's larger clamp, suitable for small pedicles.

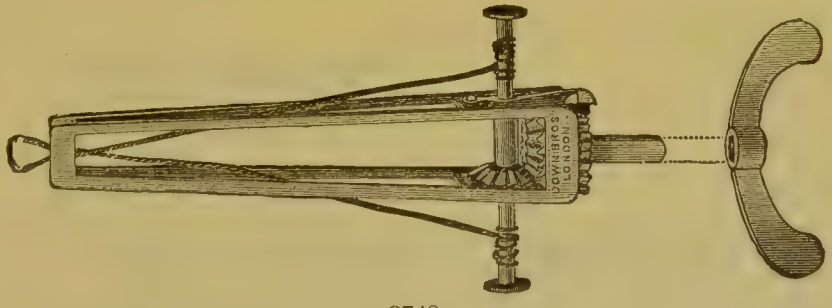

3740.

3740	Elder's "endless wire" . . . . . each	1	8	0

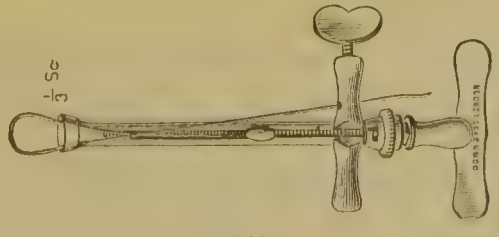

3741.

3741	Fenton's Serre-Nœud . . . . . each	1	0	0

No. **Ovariotomy and Hysterectomy Instruments,** *continued*,—

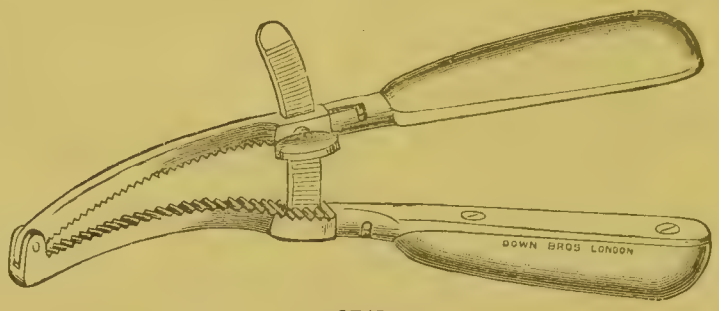

3742.

		£	s.	d.
	Clamps for Pedicle, nickel plated, *continued*,—			
3742	Keith's extra-peritoneal, with metal handles . each	1	10	0

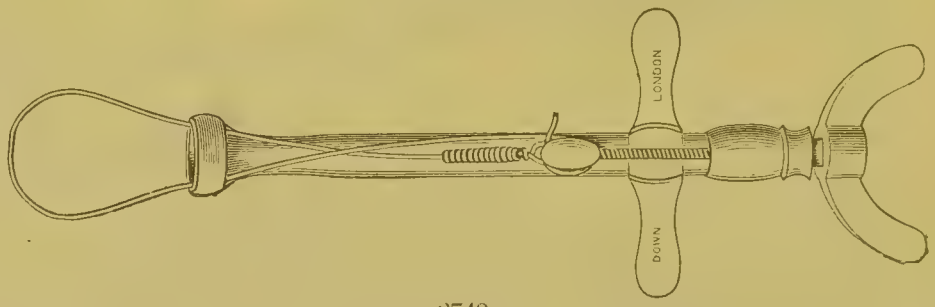

3743.

3743	Koeberlé's Serrè-Nœud . . . . . each	0	19	6

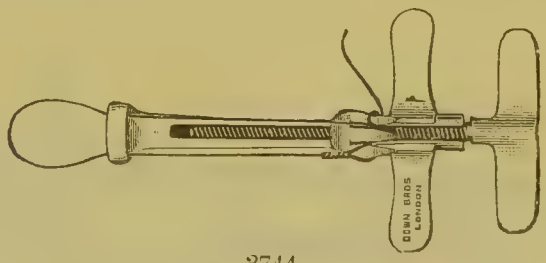

3744.

3744	Lawson Tait's . . . . . each	1	0	0



3745.

3745	Guarded Pins, for use with Serrè-Nœuds, 4 and 5-in.,	per pair	0	6	6
3746*	Wires, for Serrè-Nœuds	per doz.	0	5	0
	Nippers for cutting the wire (*see page* 263).				

* The items marked thus * are not illustrated.

No. **Ovariotomy and Hysterectomy Instruments,** *continued,*—



3747.

£ s. d.

Clamps for Pedicle, nickel plated, *continued,*—

3747 Lawson Tait's Improved Circular, with spare wire . . each 1 10 0



3748.

3748 Lawson Tait's Rope Ecraseur, or temporary clamp for Hysterectomy . . . . . each 1 10 0



3749.

3749 Pozzi's Elastic Ligature . . . . . each 1 11 0



3750.

3750 Simple pattern . . . . . each 0 8 6

No.

Ovariotomy and Hysterectomy Instruments, *continued*,—

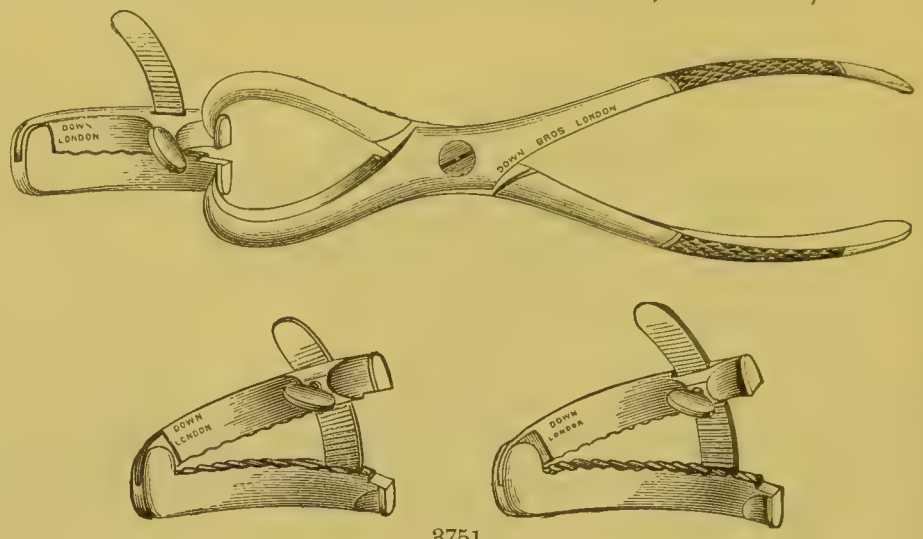

3751.

Clamps for Pedicle, nickel plated, *continued*,—

		£	*s.*	*d*
3751	Spencer Wells' extra-peritoneal, consisting of Forceps and 3 Clamps . . . . . per set	1	15	0
3752*	Ditto, with Aseptic joint to take apart, and 3 Clamps, per set	1	18	0

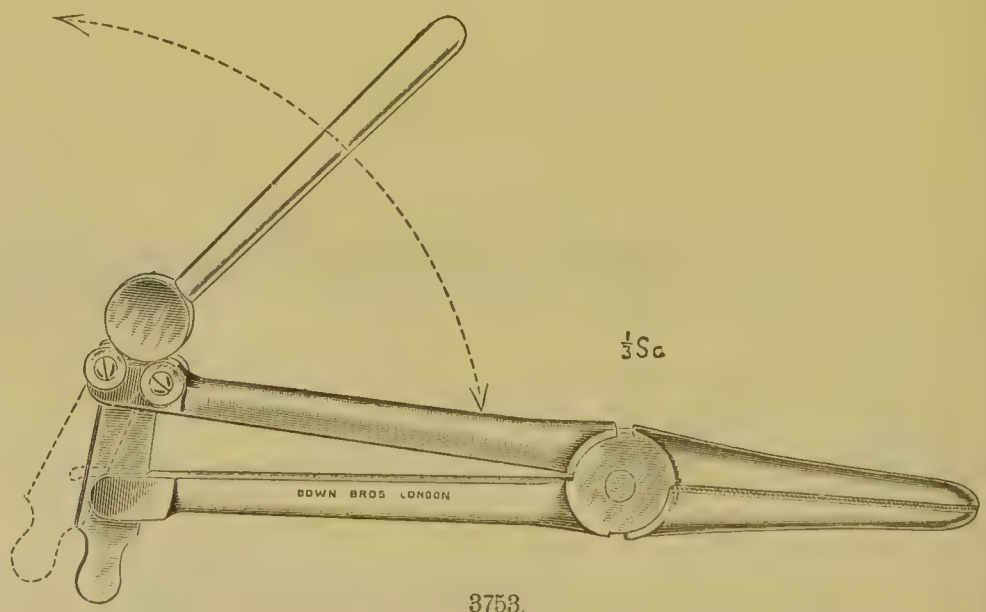

3753.

3753	Thumim's, as used in Dr. Landau's clinic, etc. . each	3	3	0

* The items marked thus * are not illustrated.

No. **Ovariotomy and Hysterectomy Instruments,** *continued*,—

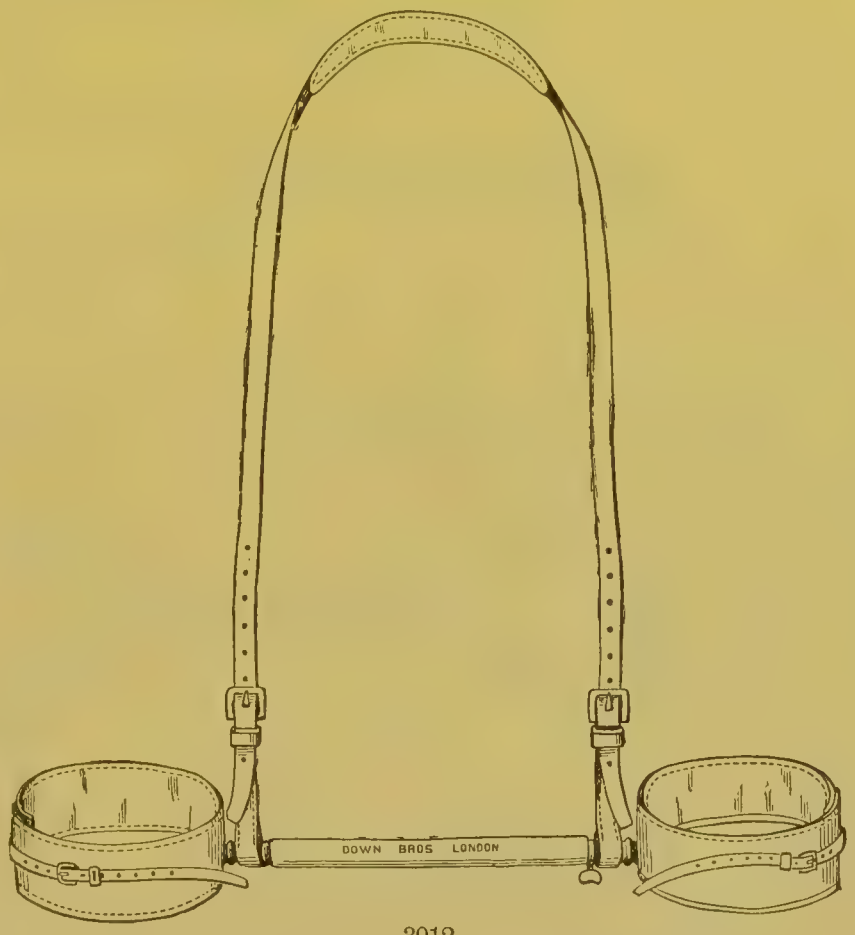

3012.

No.		£	s.	d.
	Crutches and Straps (*see also pages* 663–664),—			
3012	Clover's . . . . . each	1	8	0



3754.

	Cyst Elevators, nickel plated,—			
3754	Borck's or Lawson Tait's . . . . . each	0	4	6

No.

Ovariotomy and Hysterectomy Instruments, *continued*,—

£ s. d.

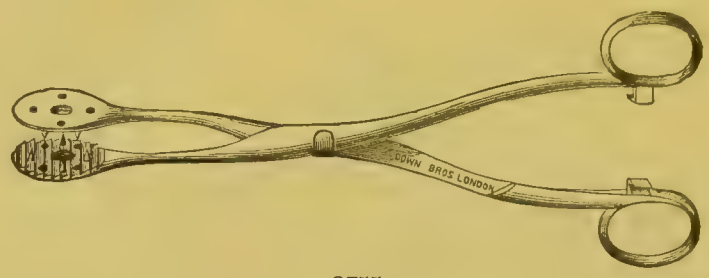

3755.

Cyst Forceps, nickel plated, *continued*,—

3755 Nélaton's, with improved take-off joint . . . each 0 15 0
3756* Ditto, with screw joint . . . . . „ 0 13 0

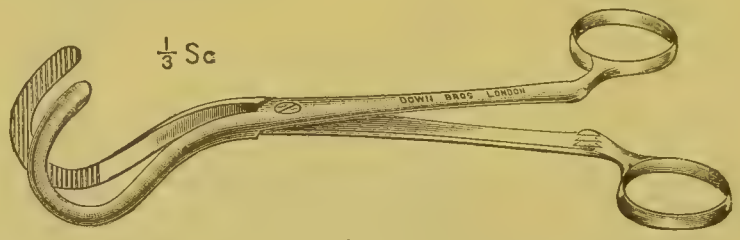

3757.

3757 Pye-Smith's . . . . . each 0 17 0
3758* Ditto, with take-off joint . . . . . „ 0 19 0

For compressing the opening in sac after withdrawal of Trocar. It should be used over the Trocar preliminary to its withdrawal.

3759* Sydney Jones's . . . . . each 0 15 0



277.

Directors, nickel plated (*see also pages* 68–69),—

277 Key's, as used by Spencer Wells . . . each 0 4 0



3760.

Drainage Tubes, Glass (*see also pages* 1296–1297),—

3760 Keith's, various sizes, 1/4 to 5/8-in. diameter, and 4½ to 8½-in. long . . . . . per doz. 0 6 6

* The items marked thus * are not illustrated.

No.

Ovariotomy and Hysterectomy Instruments, *continued*,—



3761.

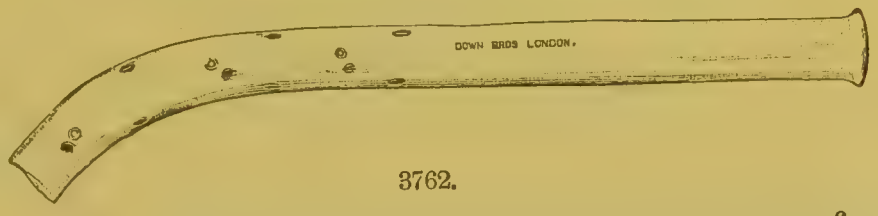

3762.

		£	s.	d.
	Drainage Tubes, Glass, *continued*,—			
3761	Lawson Tait's, sizes ¼ to ⅝ in. diam. and 4½ to 8½ in. long, per doz.	0	12	0
3762	Curved, 3 sizes—5 × ¼-in., 5½ × ⅜-in., 6 × ½-in. . . „	0	9	6
3763*	Ditto, with flattened ends, as used at Westminster Hospital, 3 sizes—3½ × ½-in., 4⅜ × ½-in., 5¼ × ½-in. . . per doz.	0	12	0
3764*	Square Sheets of pure Rubber to use with same . . each	0	2	0



3765.

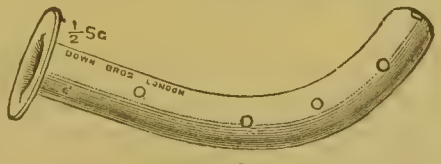

3766.

3765	Sänger's, 3 lengths—4½, 5½, 6-in.; diam., ⅜ths . . per doz.	0	12	0
3766	Ditto, 4 sizes—¼, ⅜, ½, ⅝-in. diam. . . . . „	0	12	0



3767.

	Drainage Tubes, India-rubber (*see also pages* 1294–1296),—			
3767	Thornton's T-shape . . each	0	1	6

Ecraseurs (*see pages* 758–761 and 849–851).

* The items marked thus * are not illustrated.

No. **Ovariotomy and Hysterectomy Instruments,** *continued*,—

£ s. d.

Forceps, Peritoneum (*see pages* 894–896).

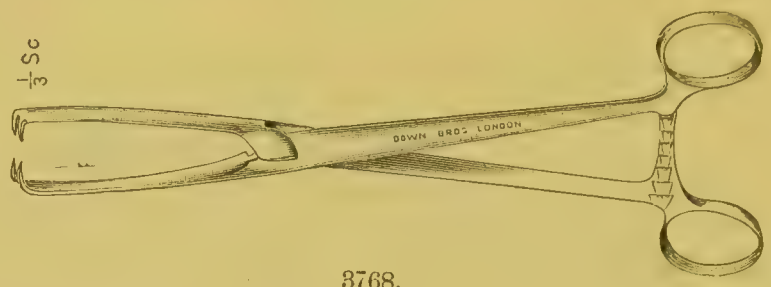

3768.

3768 **Forceps, Vulsellum, nickel plated,**—
Pean's 2/2 teeth, 9½ in. . . each 0 13 6



3769.



3770.

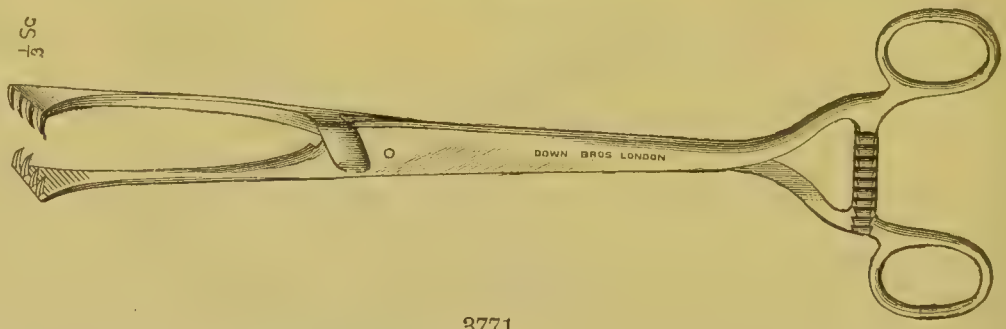

3771.

Forceps, Vulsellum, Piecemeal Extraction, Vaginal Hysterectomy, nickel plated (as used by Pozzi and others),—

3769 With 2/2 teeth . . . . . each 0 19 6
3770 With 3/3 teeth . . . . . „ 1 1 0
3771 With 4/4 teeth . . . . . „ 1 2 6



3772.

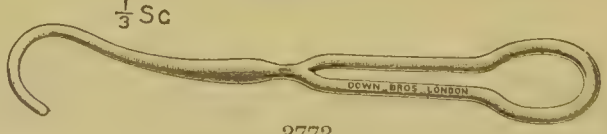

3773.

3772 **Hooks, Blunt, nickel plated,** for stretching the incision while applying sutures, solid forged . . . . . each 0 5 6
3773 Ditto, ditto, large size, as used at London Hospital . . „ 0 5 6

No.

Ovariotomy and Hysterectomy Instruments, *continued*,—

£ s. d



3774.

Hooks, Peritoneum, nickel plated,—

3774 Adams', solid forged steel . . . . . each 0 5 6



3775.

Sliding Hook Clamp, nickel plated,—

3775 Doyen's, for seizing the neck of the Uterus in Abdominal Hysterectomy . . . . . each 1 11 6

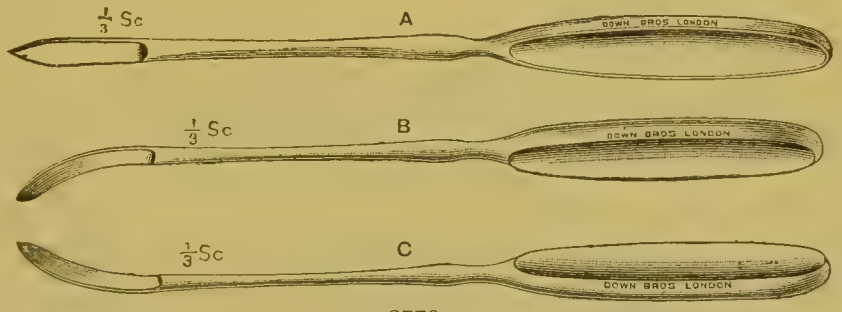

3776.

Knives, solid forged steel, nickel-plated handles,—

3776 Pean's (used also by Pozzi), for Vaginal Hysterectomy, straight (A), and curved (B and C) . . . . . each 0 9 6

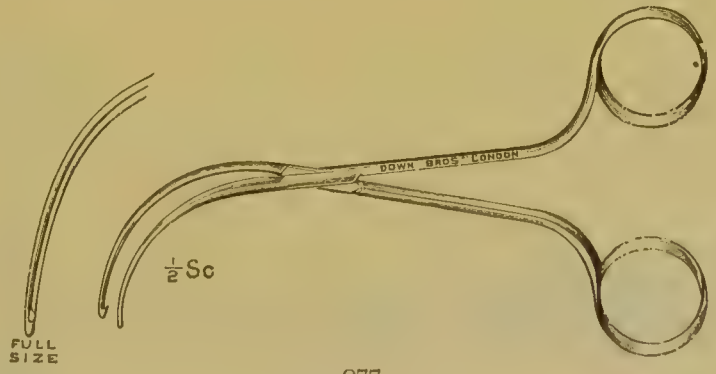

877.

Ligature Forceps, nickel plated,—

877 Carwardine's . . . . . each 0 9 0

878* Ditto, with take-off joint . . . . . „ 0 10 6

These are a modification of the well-known Forceps of the late Mr. Greig Smith. They are very much lighter and less in bulk, and equally efficient.

* The items marked thus * are not illustrated.

No.	**Ovariotomy and Hysterectomy Instruments,** *continued,*—	£	*s.*	*d.*



879.

Ligature Forceps, nickel plated, *continued,*—

879	Childe's, with take-off joint . . . . . each	0	9	6
880*	Ditto, with screw joint . . . . . „	0	8	0

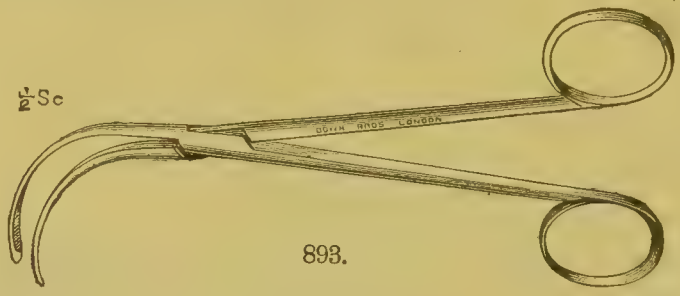

893.

893	Greig Smith's . . . . . each	0	7	0
894*	Ditto, with take-off joint . . . . . „	0	8	6

The forceps with blades closed is pushed through the Pedicle, the blades are opened, and the thread caught and pulled backwards through the opening.

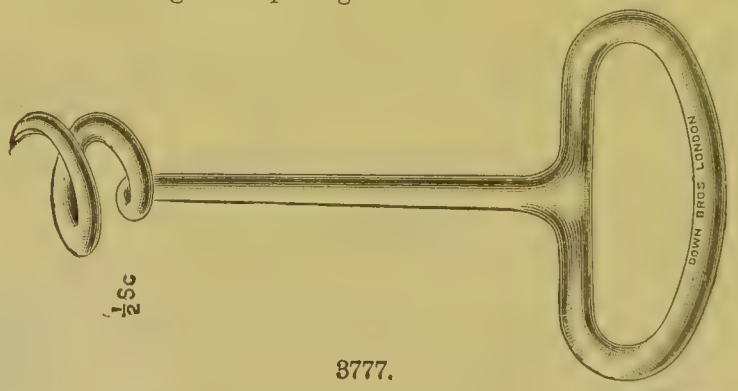

3777.



3778.

Myoma Screws, nickel plated,—

3777	Doyen's, for Abdominal use . . . . . each	0	10	6
3778	Ditto, for use per Vagina . . . . . „	0	10	6

* The items marked thus * are not illustrated.

No. **Ovariotomy and Hysterectomy Instruments,** *continued,*— £ *s.* *d.*

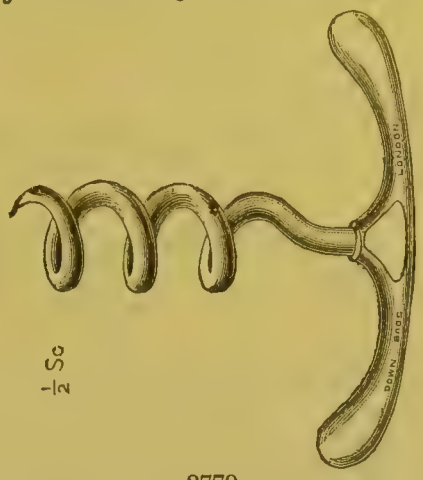

3779.

Myoma Screws, nickel plated, *continued,*—

3779 Greig Smith's . . . . . each 0 10 0

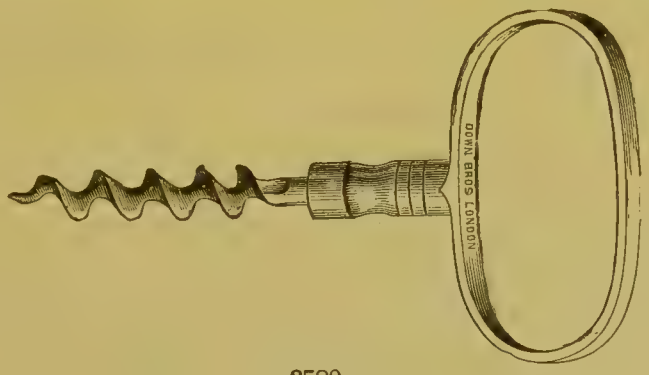

3780.

3780 Lawson Tait's . . . . . each 0 3 0



3781.

Needles, Pedicle, forged out of solid steel and nickel plated,—

3781 Cullingworth's blunt-ended . . . . . each 0 6 0



3782.

3782 Galabin's blunt-ended . . . . . each 0 6 6



3783.

3783 Spencer Wells' blunt-ended . . . . . each 0 6 6

No.

Ovariotomy and Hysterectomy Instruments, *continued*,—

£ s. d.

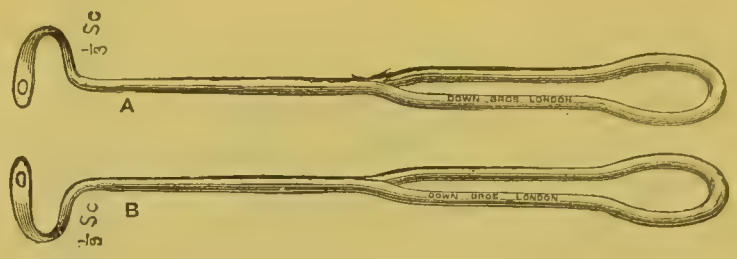

3784.

Needles, Broad Ligament, etc., nickel plated,—

3784 Deschamp's blunt, for broad ligament and vascular tissues, right and left (A and B) . . . each 0 6 0

These Needles are also made sharp pointed for sutures in Vagina, Cervix Uteri, etc.

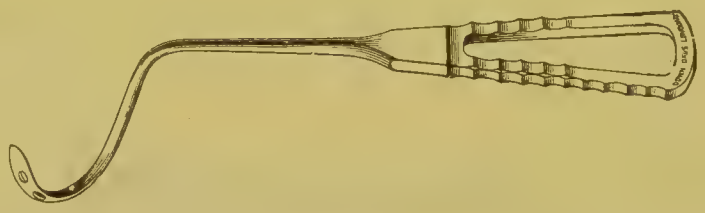

3785.

3785 Galabin's, right and left, solid forged . . . . each 0 8 6

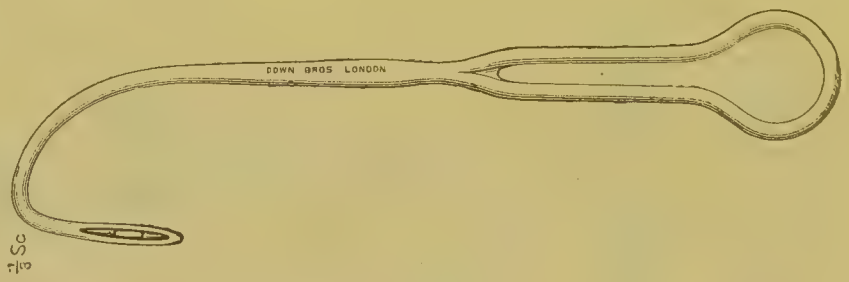

3786.



3787.

3786 Jessett's . . . . . each 0 10 6
3787 Ditto . . . . . „ 0 10 6



3788.

3788 Jessett's Suture Instrument . . . . . each 0 15 0

No. **Ovariotomy and Hysterectomy Instruments,** *continued,*—

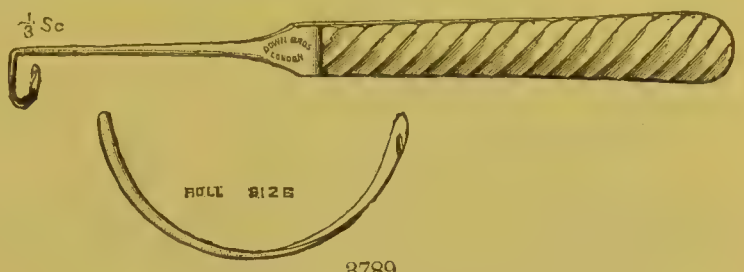

3789.

£ s. d.

Needles, Broad Ligament, etc., nickel plated, *continued,*—

3789 Worrall's . . . . . each 0 7 0

A NEEDLE FOR VAGINAL HYSTERECTOMY.

DR. RALPH WORRALL (Gynaecologist to the Sydney Hospital) writes: Now that vaginal hysterectomy, for cancer at all events, is giving way to the more radical operation by the abdomen with ligature of the internal iliac artery, it may seem late to bring forward a needle for its performance; but as this operation will always be selected in a certain number of cases, and as this needle is greatly superior to others, I venture to lay it before surgeons. I believe one trial will convince any one that this needle will carry through the ligature with remarkable ease and quickness, making, in fact, the ligature almost as rapid as the clamp operation. As a brother surgeon tersely put it, "The advantages the needle gave were a revelation." Of course there is nothing new or original in the principle of a slot, but it has not, so far as I know, been used in the operation for which it is peculiarly fitted—vaginal hysterectomy. The same needle, but shorter and blunter, has proved more satisfactory than any other as a pedicle needle in abdominal hysterectomy and ovariotomy, also in the radical cure of hernia. One shorter, finer, and sharper is the best needle for trachelorrhaphy and resection of the cervix uteri. One point should always be observed, namely, the notch should be the size of the material to be used as ligature or suture. Messrs. Down Bros. are the makers. The accompanying illustration makes a written description superfluous.

British Medical Journal, September 30, 1899.

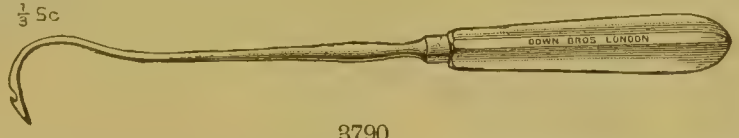

3790.



3791.

Amenabar's Instruments for Ligaturing the Pedicle in sections,—

3790 Blunt Needle, *en crochet* . . . . . each 0 6 6
3791 Ligature Holder . . . . . ,, 0 8 6

Extract from the "Scalpel," October, 1893.

A very small thing apparently may make a very big difference in the ease and rapidity with which an operation is done. Handled Needles *en crochet* have long been used, the loop of silk being engaged in their hook after passage by the hands of an assistant, or the surgeon's own left hand. Any one who has done this knows how difficult it is to throw the loop neatly over the hook at once. If the silk is dry it twists, if wet the limbs of the loop fall together, and hang limp, so that it is seldom accomplished without

No.

Ovariotomy and Hysterectomy Instruments, *continued*,—

Needles, Broad Ligament, etc., nickel plated, *continued*,—

two or more attempts, thus needlessly prolonging the operation: especially is this the case if the surgeon is working at any depth, and in ligaturing the broad ligaments in vaginal hysterectomy, etc.

The little instrument introduced by Dr. Amenabar of Wolverhampton effectually remedies this, and makes the passage of a ligature the simplest and easiest thing in the world. The thread is passed through the small eyes at the end of the fork, and both ends are held firmly against the handle, one on either side. The centre of the ligature is thus held taut, and must pass over the notch in the needle and lie there securely as the needle is withdrown, if the two ends of the fork are placed one on either side of it. As the needle retires, the ends of the ligature are allowed to slip slowly from between the fingers and the handle, but should be kept under control until the loop appears clearly on the other side. In simplicity and effectiveness the appliance leaves nothing to be desired. The instrument is made by DOWN BROS. of London.

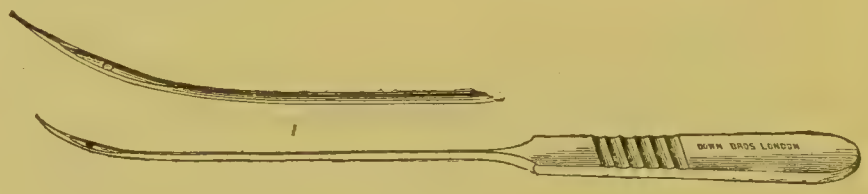

882.

£ s. d.

Needles for Abdominal Sutures, nickel plated (*see also pages* 184–193),—

882 Cullingworth's, fine . . . . each 0 5 3

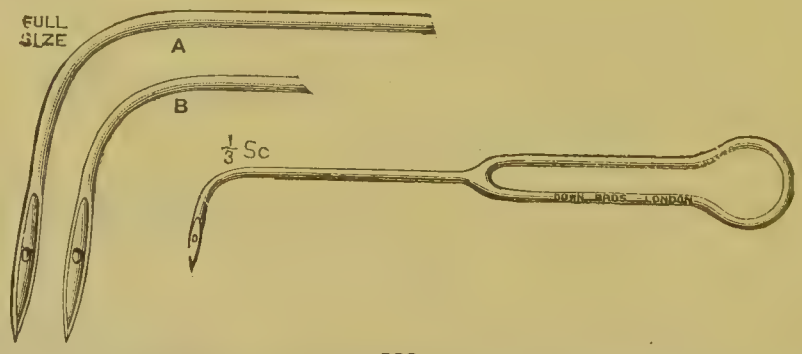

883.

883 Cullingworth's, fine rectangular, for silk, 2 sizes (A and B), each 0 5 6

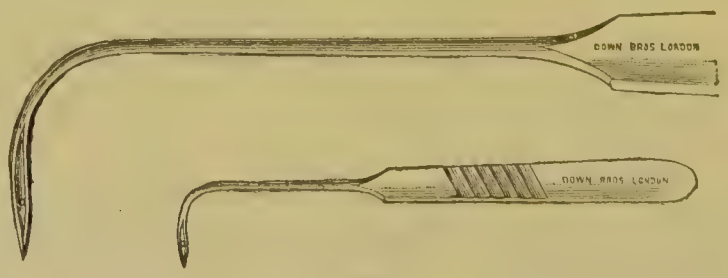

884.

884 Cullingworth's, fine rectangular, small eye for silkworm gut, each 0 5 0

Doyen's (*see pages* 187–188).

No. **Ovariotomy and Hysterectomy Instruments,** *continued,*—

£ s. d.



891.

Needles for Abdominal Sutures, nickel plated, *continued,*—

891 Elder's, forged out of solid, 4 sizes—4½, 5, 6, and 7-in. . each 0 4 6

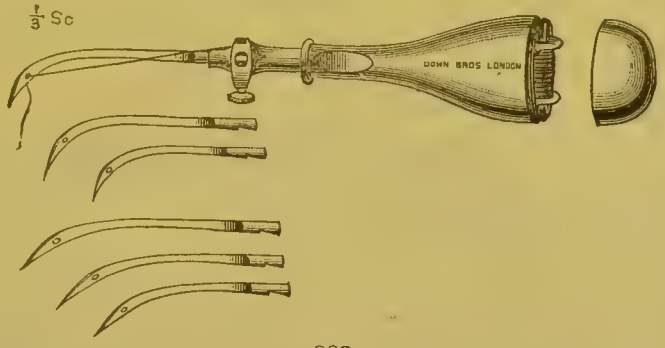

892.

892 Greig Smith's metal Holder, with Reel . . . . each 0 16 6
Needles to fit same, 6 shapes . . . . . „ 0 2 0
Spare Reels for same . . . . . „ 0 1 3



895.



896.

895 Guy's pattern, forged out of solid . . . . . each 0 5 3
896 Ditto, with long point . . . . . „ 0 5 3

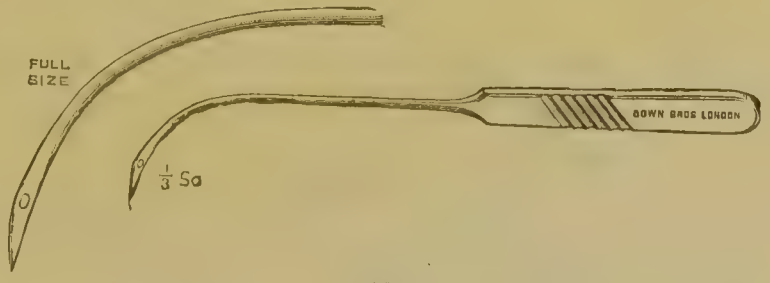

898.

898 Lawson Tait's, forged out of solid . . . . each 0 4 6
899* Ditto, extra fine (Lace's, of Bath), 2 sizes . . . „ 0 4 9

* The items marked thus * are not illustrated.

No. **Ovariotomy and Hysterectomy Instruments,** *continued,*—

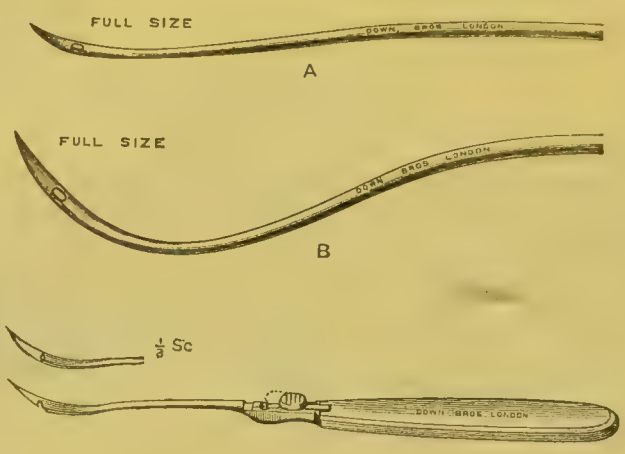

901.

£ s. d.

Needles for Abdominal Sutures, nickel plated, *continued,*—

901 Reverdin's, with protected eye, metal handle, 2 curves (A and B) each 0 13 6

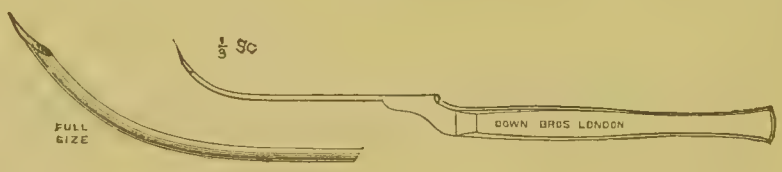

906

906 Simpson's tubular, metal handle . . . each 0 5 6

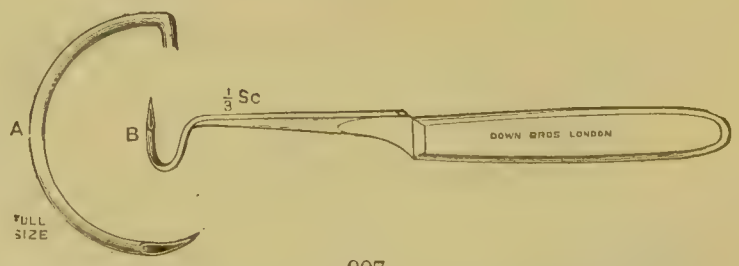

907.

907 Simpson's tubular, curved right (A), and left (B), metal handle each 0 6 6

No.

Ovariotomy and Hysterectomy Instruments, *continued*,—

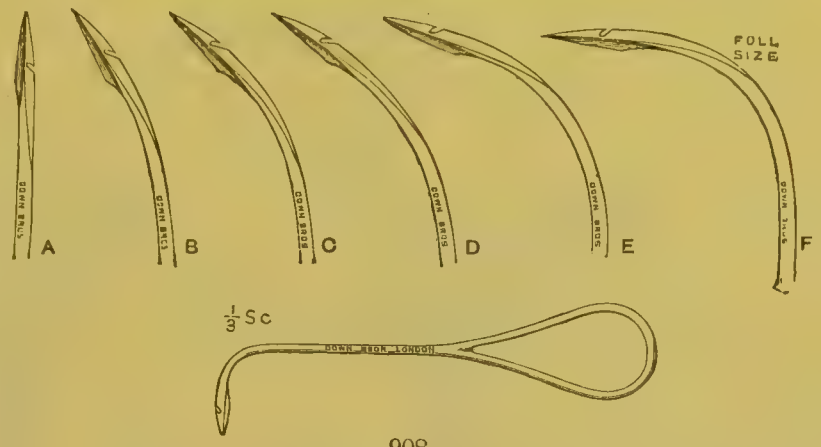

908.

		£	s.	d.
	Needles for Abdominal Sutures, nickel plated, *continued*,—			
908	St. Thomas's pattern, with slot eyes, 6 patterns . . each	0	2	6
909*	Ditto, with ordinary eyes, 6 patterns . . . . „	0	2	3
910*	Ditto, with patent spring eyes, 6 patterns . . . „	0	2	6
911*	Ditto, ditto, curved right and left . . . . „	0	3	6

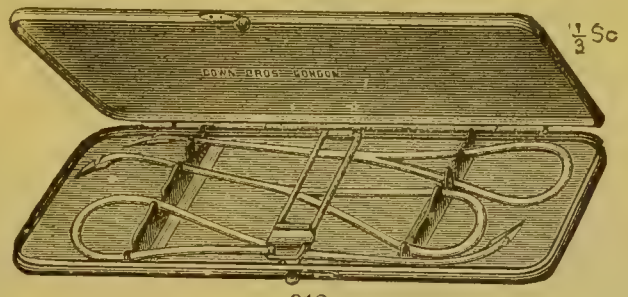

912.

912	St. Thomas's pattern, set of 3, with slot or spring eyes, in metal case	0	15	6
913*	Ditto, ditto, with ordinary eyes, in metal case . .	0	14	9



798.

799.

Needles, Suture, to use with Holders (*see also pages* 173–182),—

Doyen's (*see page* 174.)

798	Emmet's, round bodied, 6 sizes—2 to 3-in., assorted per d. z.	0	1	6
799	Sims', fine, 6 sizes—1¾ to 3-in., assorted . . . „	0	1	6
	Ditto, ditto, 4-in. . . . . „	0	2	0



800.

800	Spencer Wells', 3 to 4-in., assorted . . . . per doz.	0	2	0

Needle Holders (*see pages* 193–197).

* The items marked thus * are not illustrated.

No. **Ovariotomy and Hysterectomy Instruments,** *continued*,—

£ s. d.

Peritoneum Forceps (*see pages* 894–896).

Peritoneum Hook (*see page* 857).



3792.



3792*a*.

Retractors (*see also pages* 33–42),—

3792 Doyen's, for Abdominal Hysterectomy, with 3 sizes of blades ($3\frac{1}{4}$, $3\frac{3}{4}$, and $4\frac{1}{2}$ in. across) and automatic fixing arrangement (used in Trendelenburg position) 3 3 0

Separate price of blades (3792*a*), 15*s*. 6*d*. each.



3793.

3793 Doyen's, in separate metal handles, 2 sizes, $3\frac{1}{4}$ and $3\frac{3}{4}$ in. diam. each 0 15 0

No. **Ovariotomy and Hysterectomy Instruments,** *continued*,— £ s. d.

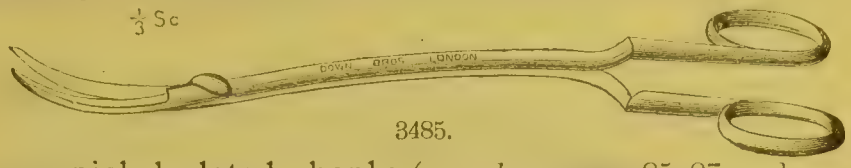

3485.

Scissors, nickel-plated shanks (*see also pages* 85-87, and 777-779),—

3485 Curved on flat, for Vaginal Hysterectomy, as used by Pozzi and others . . . . . each 0 15 6



360.

360 Doyen's, 7 in. . . . . each 0 5 6



721.

721 **Silk Twist,** 13 sizes, Nos. 0000, 000, 00, 0, 1, 2, 3, 4, 4½, 5, 5½, 6, and 8 . . . . . per doz. hanks 0 7 0

(For sterilized Silk and other varieties of Silks, etc., *see pages* 161–162.)

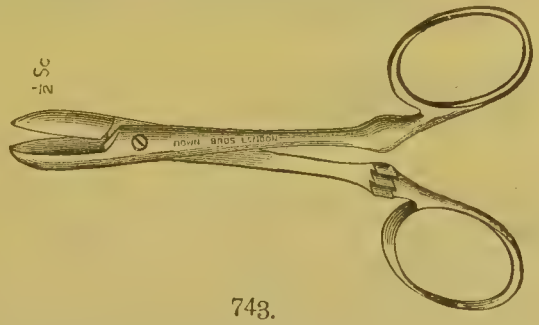

743.

Silkworm Gut Forceps, nickel plated,—

743 Barker's, with flat jaws . . . . . each 0 4 6

743*a** Ditto, with take-off joint . . . . . „ 0 5 6

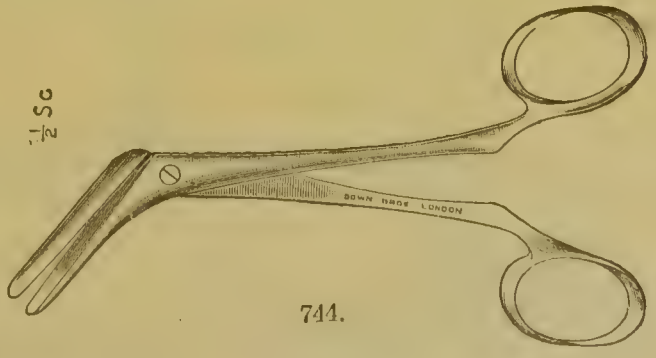

744.

744 Guy's pattern . . . . . each 0 6 6

744*a** Ditto, with take-off joint . . . . . „ 0 7 6

Sponge Holders (*see pages* 357–359).

Sponges, Sponge Cloths, Sponge Pads, and Roller Gauze Sponges (*see pages* 1309-1313 and 1319–1320).

* The items marked thus * are not illustrated.

No. **Ovariotomy and Hysterectomy Instruments,** *continued*,—

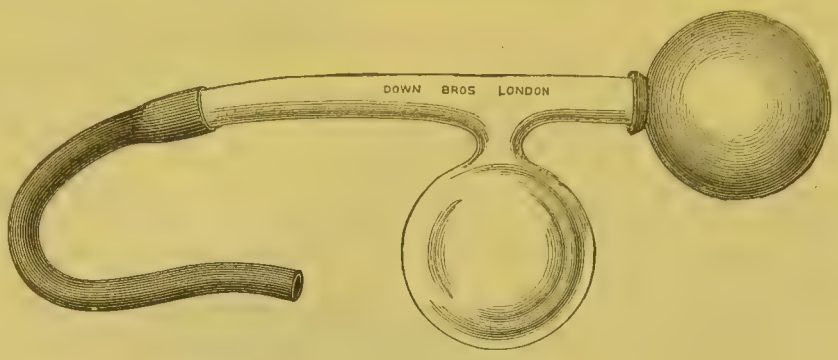

3794.

		£	s.	d.
3794	**Suction Syringe,** Lawson Tait's, with india-rubber ball (for use through drainage tube) . . . . . each	0	2	3

Sutures of all kinds (*see pages* 156–165).



3795.

Trocars (*see also pages* 962–970),—

3795	Bruce Clarke's . . . . . each	0	15	6



3796.

3796	Exploring, long fine (Simpson's) . . . . . each	0	7	6

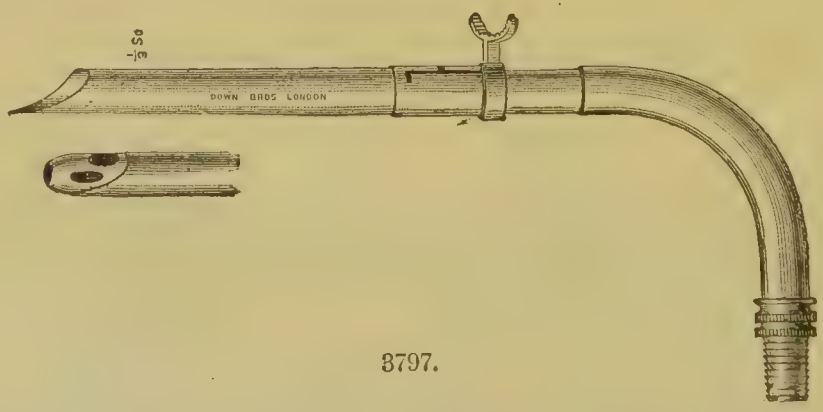

3797.

3797	Fitch's, with dome-shaped ends, 3 sizes—$\frac{3}{16}$, $\frac{1}{4}$, $\frac{3}{8}$-in., each, 14*s.* 6*d.*, 15*s.* 6*d.*, and	0	16	6

No. **Ovariotomy and Hysterectomy Instruments,** *continued*,— £ *s.* *d.*

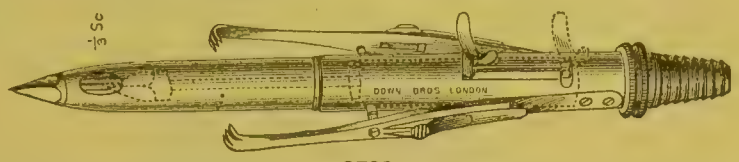

3798.

Trocars, *continued*,—

3798 Lawson Tait's . . . . . each 1 16 0

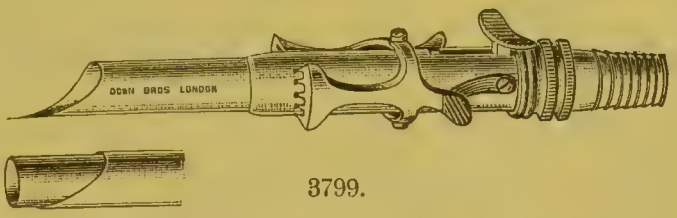

3799.

3799 Spencer Wells', with hooks for securing the Cyst . each 1 13 0

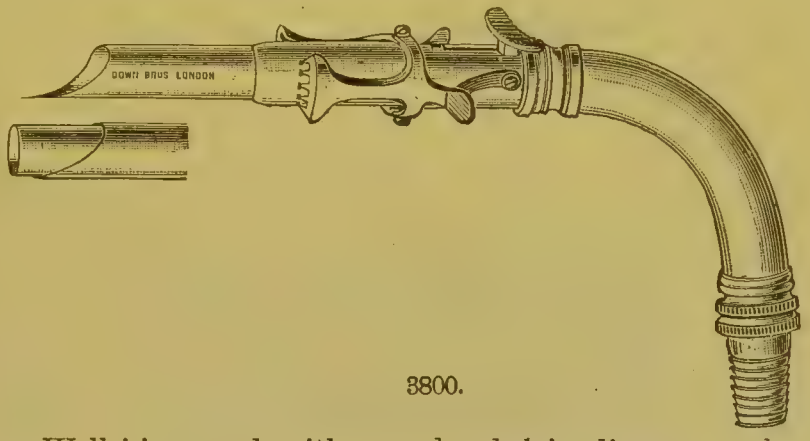

3800.

3800 Spencer Wells' improved, with curved end, ½-in. diam. . each 1 19 0

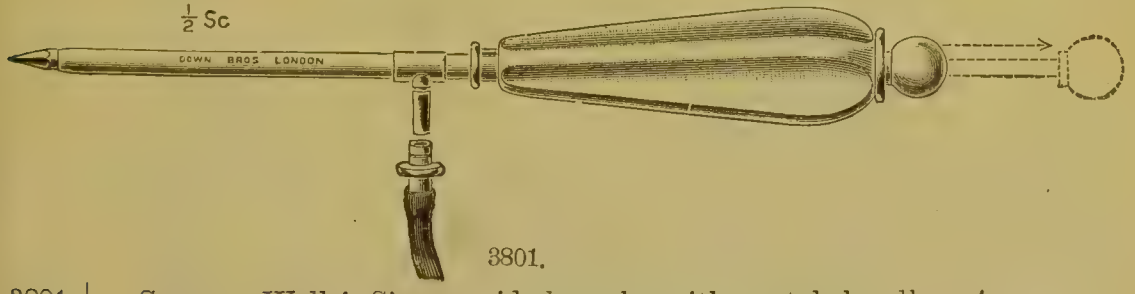

3801.

3801 Spencer Wells' Siphon side-branch, with metal handles, 4 sizes (Nos. 10, 15, 18, 24 Catheter gauge), each, 15*s.* 6*d.*, 18*s.* 6*d.*, 20*s.*, and 1 2 6

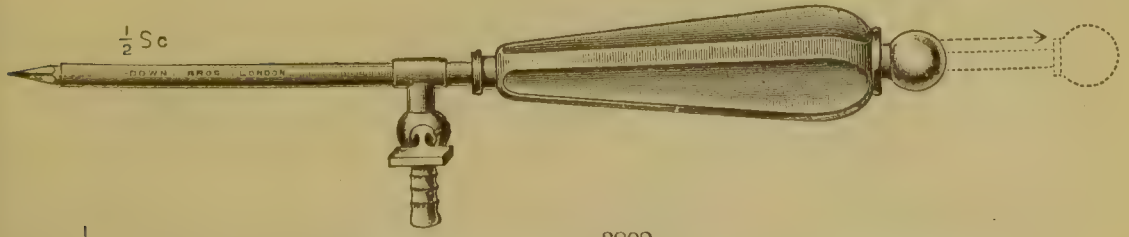

3802.

3802 Spencer Wells' side-branch, with stopcock, metal handles, 2 sizes (Nos. 10 and 15 Eng. Catheter gauge), each 19*s.* 6*d.* and 1 2 6

No.

Ovariotomy and Hysterectomy Instruments, *continued*,—

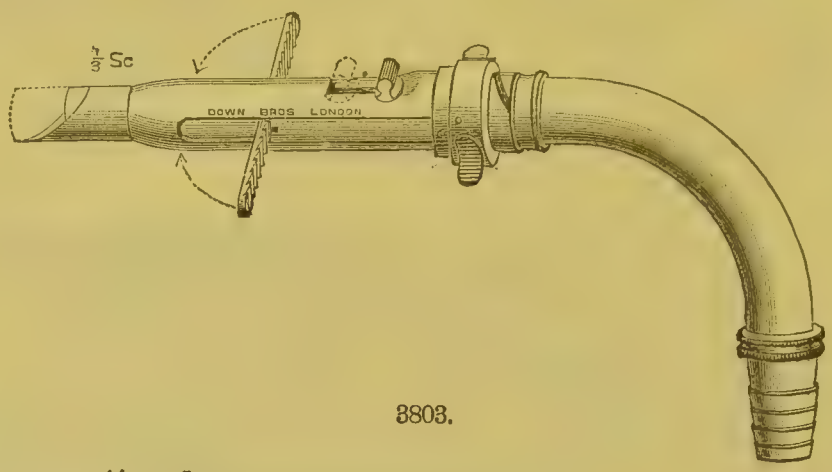

3803.

Trocars, *continued*,—

		£	s.	d.
3803	Stanmore Bishop's . . . . . each	3	3	0

Extract from "Sheffield Medical Journal," April, 1897.

NEW OVARIOTOMY TROCAR, by E. Stanmore Bishop, Esq., F.R.C.S. Eng.—The difficulty of safely puncturing an ovarian cyst whilst *in situ*, and delivering it with the trocar still in place, so that no fluid shall escape into the peritoneal cavity has always been before the eyes of those who have designed the trocars in use. The earliest and best known, the Spencer Wells' and Tait's patterns, attempt to secure this object by means of pointed clamps, acting from without upon the sac; but in practice these clips were found to slip so easily, that every student is warned never to rely upon them for lifting purposes, this being always done by Nélaton's forceps, applied as soon as the sac shows signs of collapsing. The present instrument is intended not to replace the Nélaton's forceps, but to assist in its use by producing two well-formed folds on either side of the puncture. At the same time it holds well up and out the sac, which cannot slip away since it is held from within. The diagram will explain its construction. When closed it forms a plain tube with the usual pen-like trocar. After introduction, the canula is protruded, and by rotating a ring behind and drawing backwards, two serrated arms are made to spring outwards from the sides. By a reverse movement of the ring these are locked in position at right angles to the trocar inside the sac wall. The arms are made of such a length that when extended, they, plus the trocar, only measure three inches, so that the whole instrument with the sac can easily be withdrawn in this position through the usual abdominal opening. In order to obtain the necessary thickness, the sides of the posterior three-fourths of the trocar are larger than the anterior fourth, and this is a great advantage since the sac puncture is thus drawn tightly over a tube larger than itself. The inventor has used it several times with perfect results, and is much pleased with it. Messrs. DOWN BROS., 21, St. Thomas's Street, London, S.E., are the makers.

No.

Intestinal Operation Instruments.



3804.



3805.

		£	s.	d.
	Anastomosis Buttons, Plates, etc.,—			
3804	Allingham's bone Bobbins, decalcified at ends only, 4 sizes, diameter $\frac{5}{8}$, 1, $1\frac{1}{8}$, $1\frac{1}{4}$-in. . . . . per doz.	0	18	0
3805	Ball's decalcified ivory Bobbins, with one end smaller than the other, 3 sizes—$1 \times 1\frac{1}{8}$, $1\frac{1}{8} \times 1\frac{1}{4}$, $1\frac{1}{4} \times 1\frac{1}{2}$-in. . . per doz.	1	16	0
3806*	Ditto, ditto, with equal sized ends, 3 sizes— 1×1, $1\frac{1}{8} \times 1\frac{1}{8}$, $1\frac{1}{4} \times 1\frac{1}{4}$-in. . . . . per doz.	1	16	0



3807.

3807	Cozens Bailey's decalcified bone Tubes, 3 sizes—$\frac{1}{2}$, $\frac{3}{4}$, $1\frac{1}{8}$-in. diameter . . . . . per doz.	0	18	0
3808*	Jessett's decalcified bone Tubes . . . . per pair	0	2	6

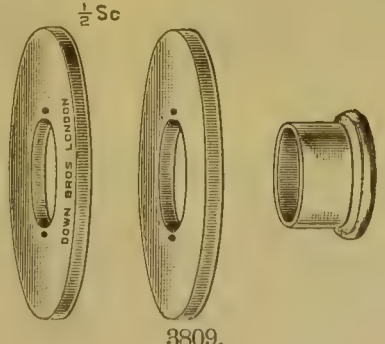

3809.

3809	Littlewood's decalcified Plates . . . . . per pair	0	3	0
3810*	MacLennan's decalcified Bone Bobbins, 6 sizes . per doz.	1	1	0

* The items marked thus * are not illustrated.

No. | **Intestinal Operation Instruments,** *continued*,—



No. 1.



No. 2.



No. 3.



No. 4.

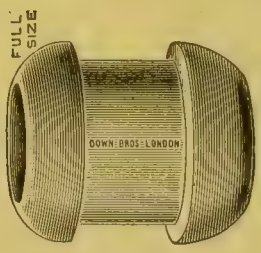

No. 5.



No. 6.



No. 7.



No. 8.



No. 9.



No. 10.
3811.



No. 11.
3812.

Anastomosis Buttons, Plates, etc., *continued*,—

		£	s.	d.
3811	Mayo Robson's decalcified bone bobbins, in 10 sizes, Nos. 1 to 10 . . . . . per doz.	0	15	0
3812	Ditto, with longer barrel for Pyloroplasty, No. 11 . „	0	18	0

Extract from Mr. Mayo Robson's work, "Diseases of the Gall Bladder and Bile Ducts."

No. 1 is the size that may be employed for repairing the bile ducts.

Nos. 2, 3 and 4 are the sizes used for Cholecystenterostomy and Choledochenterostomy.

Nos. 5, 6 and 7 are employed in Gastro-enterostomy and Enterostomy.

Nos. 9 and 10 in Colectomy.

No. 11 in Pyloroplasty.

No. **Intestinal Operation Instruments,** *continued*,— £ *s.* *d.*

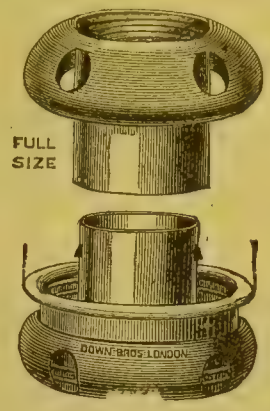

3813.

Anastomosis Buttons, Plates, etc., *continued*,—

3813 Murphy's Buttons, nickel plated, for lateral or end-to end approximation, in 4 sizes, $\frac{3}{4}$, $\frac{13}{16}$, $\frac{15}{16}$, and 1-in. diam. . each 0 10 6

3814* Ditto, ditto, for large intestine, $1\frac{1}{4}$ and $1\frac{1}{2}$-in. . . „ 0 12 6

3815* Ditto, ditto, $1\frac{1}{4}$-in., with long Male Cylinder . . „ 0 13 6

N.B.—Down Bros. are the original and sole makers in Great Britain authorised by Dr. Murphy. Full descriptive pamphlet (copyright), revised by Dr. Murphy, on application.



3816.

Showing Drainage Tube Button, also method of threading.

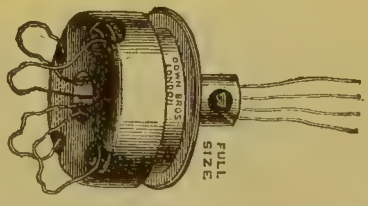

3816 Murphy's Drainage Tube Buttons for Gall Bladder . each 0 16 6

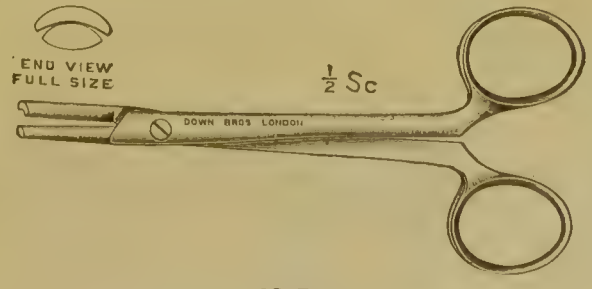

3817.

3817 Pye-Smith's Forceps for Murphy's Buttons, nickel plated, each 0 7 6

* The items marked thus * are not illustrated.

No. **Intestinal Operation Instruments,** *continued,*—

£ s. d.

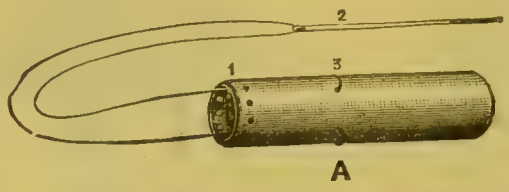

3818.

Anastomosis Buttons, Plates, etc., *continued,*—

3818 Paul's decalcified bone Tubes . . . . . per doz. 0 14 0
3819* Ditto, ditto, Rings . . . . . „ 0 8 0



3820.

3820 Senn's decalcified bone Plates for Gastro-Enterostomy, prepared ready for use, threaded with silk . . per doz. 0 16 0

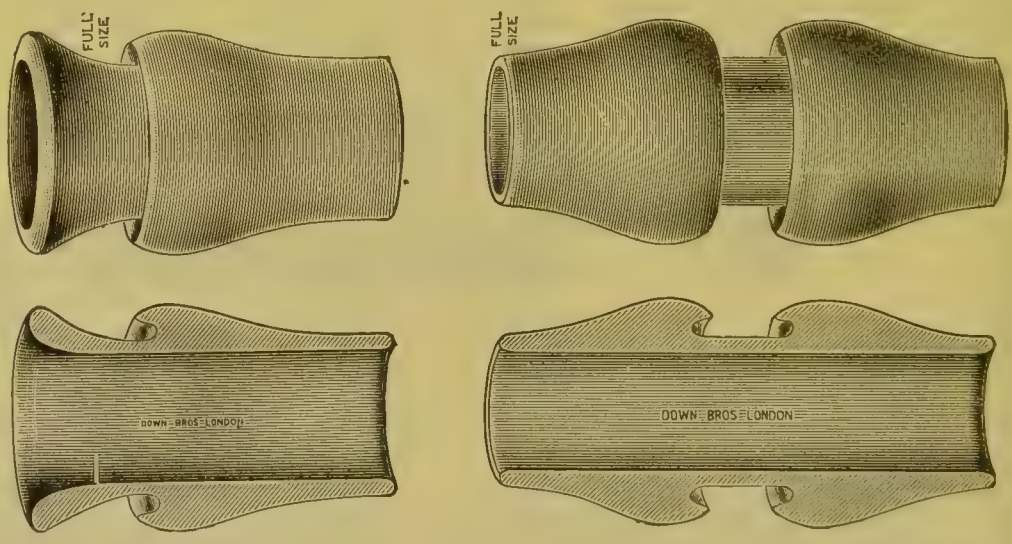

3821.

£ s. d.

3821 Stanmore Bishop's decalcified bone bobbins, single . per doz. 0 18 0
3822 Ditto, ditto, double . . . . . „ 1 4 0

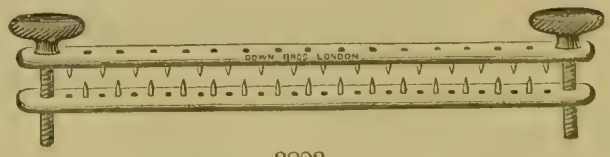

3823.

Bowel Clamps, nickel plated,—

3823 Allingham's, for Inguinal Colotomy . . . . . each 0 15 0

* The items marked thus * are not illustrated.

No. **Intestinal Operation Instruments,** *continued,*— £ s. d.

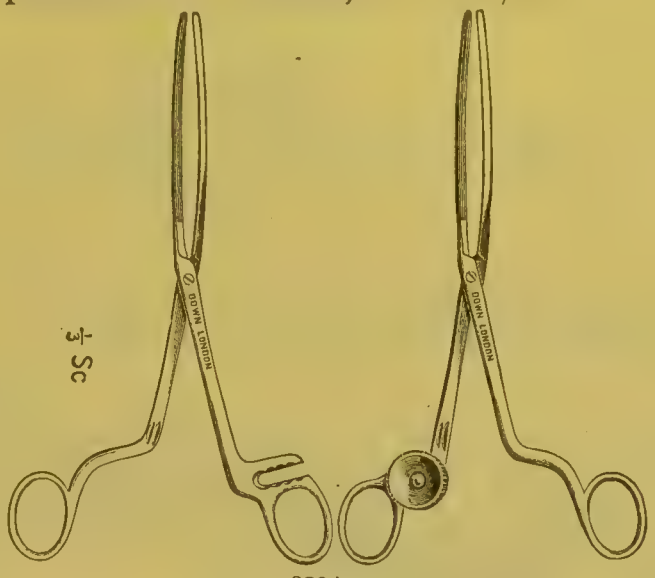

3824.

Bowel Clamps, nickel plated, *continued,*—

3824 Carwardine's, improved latest model . . . per set 1 12 6

Extract from "British Medical Journal," February 28, 1903.

The accompanying illustrations represent some anastomosis forceps which were made for me by Messrs. Down Bros., and which other surgeons may find useful: They consist of two forceps, each 6½ inches long, with very slender, well-tempered spring-arched blades, three-sixteenths of an inch wide. These may be covered with India-rubber tubing, and the compressing force is so slight and yielding that the gut is not injured by their application. To one forceps a thumbscrew is attached, concave on the surface and ½ in. in diameter. It is so made as not to become completely detached, and therefore cannot be mislaid. The other forceps has a slot and depression corresponding to and receiving the thumbscrew when the two forceps are combined.

For use, the gut beyond the part for removal is clamped by the separate forceps, and the diseased bowel excised, leaving sufficient gut beyond the forceps to admit convenient suturing. Then the two forceps are clamped together in parallelism, the combination being conveniently held in one hand. For suturing, a posterior peritoneal stitch may be first inserted and then the mucous and muscular coats united. This stage is seen half completed in the figure. Finally the posterior peritoneal stitch is again picked up and used to unite the anterior peritoneal surfaces.

The chief advantages of this instrument are the possibility of union in layers, the steady approximation of the ends of bowel for anastomosis, the use of only one hand for holding the approximated ends, the absence of any marked internal diaphragm when the union is complete, and the availability of the independent forceps for use as intestinal clamps.

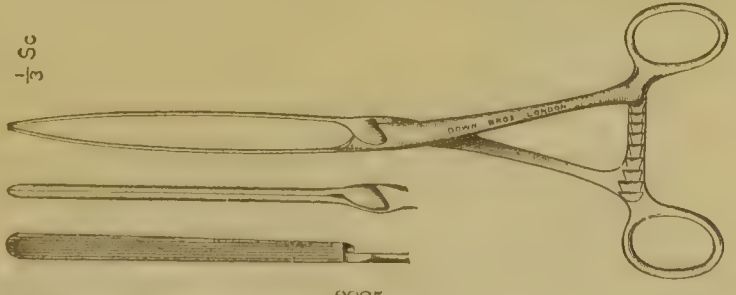

3825.

3825 Doyen's, with very elastic blades, each, 8-inch, 13*s.* 6*d.*; 9-inch 0 15 6

No. **Intestinal Operation Instruments,** *continued,—*

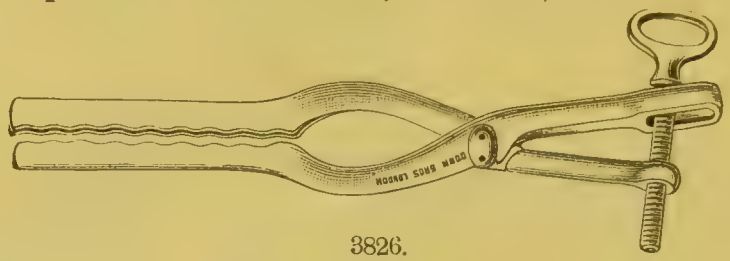

3826.

Bowel Clamps, nickel plated, *continued,—* £ *s. d.*

3826 Dupuytren's Enterotome . . . . . each 0 18 6

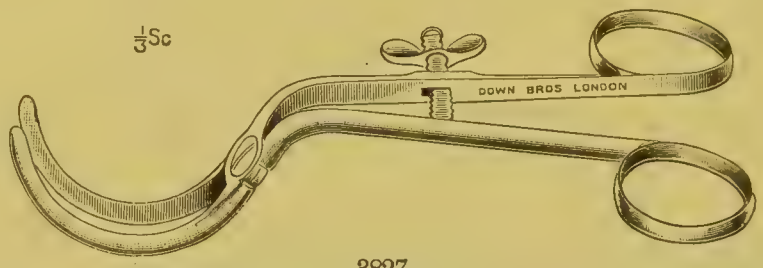

3827.

3827 Edmunds' . . . . . each 0 16 6

These were made to take hold laterally of one side of the large intestine, to prevent escape of fæces while being sutured to abdominal wall; and would also be suitable for all other similar operations.

3828* Greig Smith's . . . . . each 0 4 6

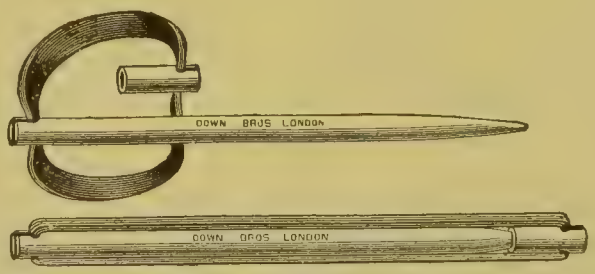

3829.

3829 Lane's . . . . . each 0 3 0

Spare I.R. Rings, 1*s. per dozen.*

Extracted from the "Lancet," September 30, 1893.

I have devised a little clamp for occluding the gut in intestinal operations, and I have found it so simple and efficient that I think many will adopt it in preference to other instruments. It will be seen by the illustration that it consists of a metal rod, to one end of which a rubber ring is attached, whilst the other end is sharply conical, and connected with the opposite end of the rubber ring is a metal cap which fits the conical end of the rod. The sharp point of this rod is passed through the mesentery and behind the gut; the rubber ring is then drawn down over the front of the bowel, and the cap is fixed on to the conical end. By this means the bowel is absolutely occluded, being folded against the metal rod and compressed between it and the rubber band on either side. The coats of the bowel are absolutely unaffected by the very slight pressure which they sustain, and there is no risk of the clamp slipping or being displaced from its position. It has been made for me by Messrs. DOWN BROS., St. Thomas's Street, S.E.

W. ARBUTHNOT LANE.

* The items marked thus * are not illustrated.

No.

Intestinal Operation Instruments, *continued*,—

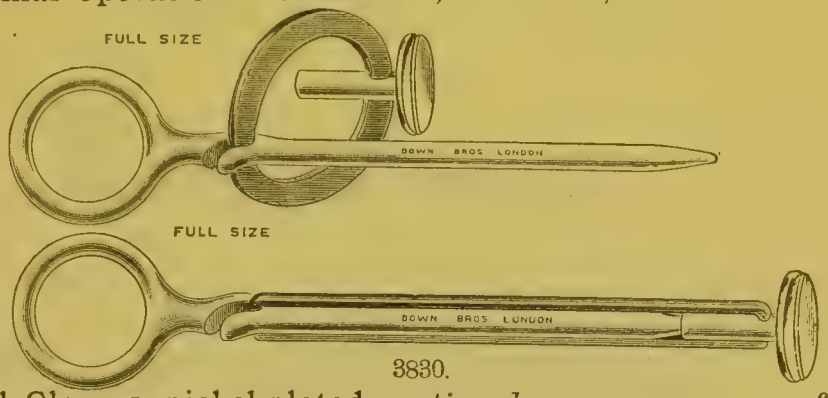

3830.

Bowel Clamps, nickel plated, *continued*,—

		£	*s.*	*d.*
3830	Lane's, ring pattern . . . . . each	0	6	6

Mr. Lane describes this as a supplementary pattern for those who do not easily acquire the knack of using the original model. In such cases the earlier model has been known to slip and injure the mesentery; the choice lies with the individual operator.

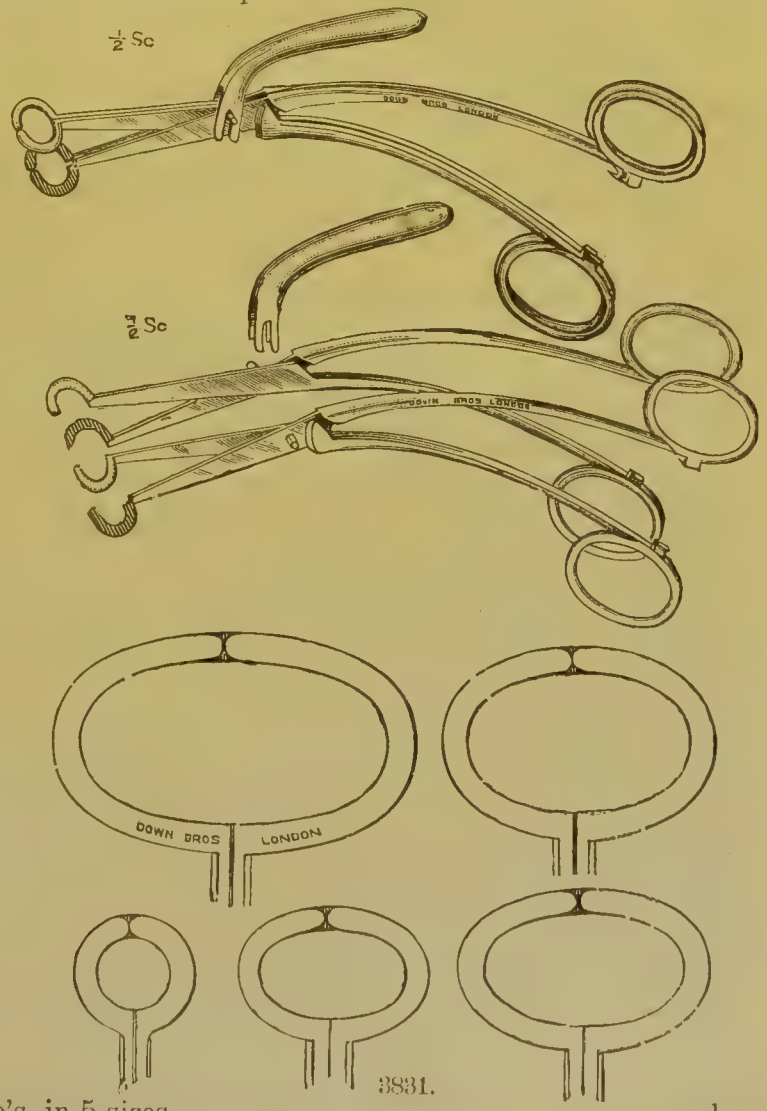

3831.

3831	Laplace's, in 5 sizes . . . . . each	1	2	6
3832*	Ditto, the set of 5 sizes, in aseptic metal case . . .	6	6	0

* The items marked thus * are not illustrated.

No. **Intestinal Operation Instruments,** *continued,*— £ s. d.

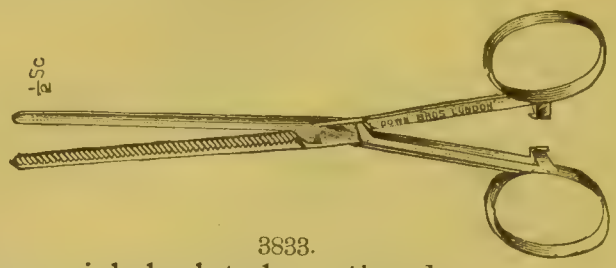

3833.

Bowel Clamps, nickel plated, *continued,*—

3833 Laplace's Invagination Forceps . . . . . each 0 6 6

Extracted from the "Annals of Surgery," March, 1899.

The many shortcomings of the present mechanical means for facilitating intestinal anastomosis have resulted in a general tendency to abandon them, in favour of the suture method unaided by any artificial means. The necessity, however, for rapidity and accuracy in suturing while performing the various operations for anastomosis of the intestines, as well as the simplification of the procedure, has led us to devise a forceps which presents the following characteristics :—

(1) It consists of two rings, introduced into the intestines to be anastomosed, and acts as a support to the parts while suturing them.

(2) The forceps, being separable into two halves, can be gently withdrawn from a small aperture still unsutured, and the anastomosis is completed by adding one or two sutures.

The method offers the following advantages: First, rapidity and accuracy of suturing without leaving any foreign substance within the gut; second, an absolute control of the field of operation by means of the assistance of the handles of the forceps; third, the facility with which the forceps are applied, preventing the escape of intestinal contents during the operation.

There are five sizes of the forceps, for intestines of various calibre, as well as for the more delicate work on the gall-bladder (cholecystenterostomy).

DESCRIPTION OF THE INSTRUMENT.

The forceps, which will serve for end-to-end as well as lateral anastomosis, consists of two parts, which are really hæmostatic forceps, curved into a semicircle on each side; only held together by means of a clasp, they open as two rings. They are opened within the intestine, and serve the same purpose as Senn's rings or any other ring that has been devised, bringing serous membrane to serous membrane. Accurate suturing is the operation of the present. Therefore, if these forceps are within the gut, and sutures are applied, as they would be with the help of Senn's rings, it follows that sutures are introduced all round, except where the forceps penetrate the parts that are sutured. The suturing being done, the forceps are released by loosening the clasp, and then withdrawing the forceps out of the small opening; first one-half, then the other, when the operation is finished by a stitch or two.

Gastro-Enterostomy (*Lateral Anastomosis*).—An incision is made in each part to be anastomosed about the length of the diameter of the rings to be used. Opening the forceps one blade is introduced into the stomach, the other blade into the intestine, and the two blades are then closed. This holds in close contact the serous membrane of the stomach and intestine, while sutures are applied all around, except, of course, at the small place where the instrument penetrates the stomach and the gut. Continuous sutures, or any other suture, may be employed. The handles are made to raise the parts up, and afford support as well as a broad surface to work on. Having united the stomach and intestine, as far as is desired, the forceps are easily loosened by removing the clasp.

The forceps constituting one-half of the ring is loosened, and drawn out with a semicircular motion, then the other is removed in the same way. Finally, one or two more stitches are applied to close the opening through which the forceps were removed. This completes the operation, which shows that the suture was more regular than could possibly have been applied without a support, and the support did no harm to the intestine. The mechanical means only serve to make the manual execution better. The guidance of the ring forces us to preserve the proper direction in suturing.

End-to-End Anastomosis.—Having resected the required amount of intes-

Intestinal Operation Instruments, *continued*,—

No.

tine, the two ends are first united by a fixation stitch at the four cardinal points. This assures the right relation of the mesentery in the two ends of the gut. The forceps are introduced between two of these stitches. The blades are opened apart so that one penetrates one end and the other the other end. The serous surfaces are inverted, or pushed in. This may be facilitated by drawing a thread around the united ends between the two blades. The forceps is clamped. When the forceps is clamped, serous membrane is in apposition to serous membrane. The sutures are then applied all round the clamped surfaces, to the point where the forceps penetrate the gut. The clamp is removed; one-half of the forceps is removed. The other half is then removed. The operation is completed by adding one or two stitches to close the opening through which the forceps were removed. The calibre of the gut is preserved.

This method was presented to the American Medical Association at Denver, Colorado, June 9, 1898. A full description of it appeared on the same date in the *Philadelphia Medical Journal*. Since then its use has become widespread, and the results obtained on the living have demonstrated its usefulness.



3834.

Bowel Clamps, nickel plated, *continued*,— £ *s.* *d.*

3834 Makins' Spring, 3 sizes, lengths of blades, $1\frac{3}{4}$, $2\frac{1}{4}$, $2\frac{3}{4}$-in. each 0 6 9



3835.

3835 Makins', bow pattern with take-off joint . . . each 0 9 0

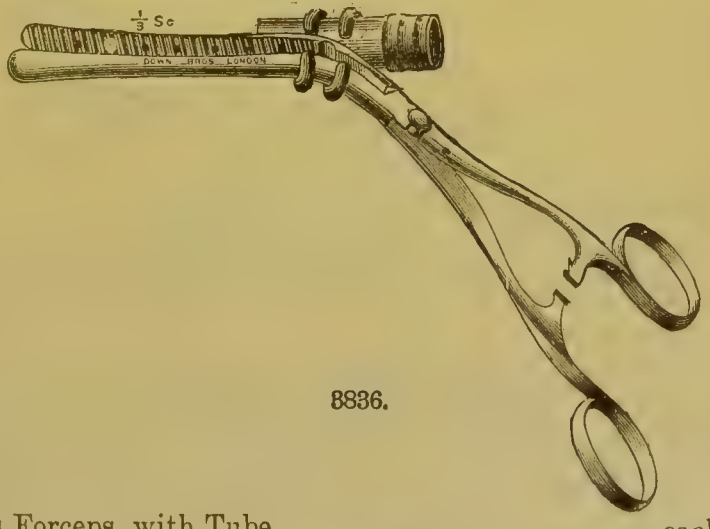

3836.

3836 Morison's Forceps, with Tube . . . . . each 1 15 0

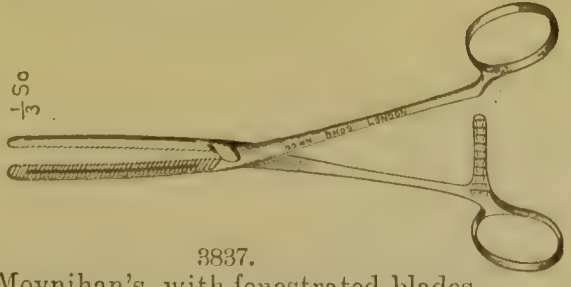

3837.

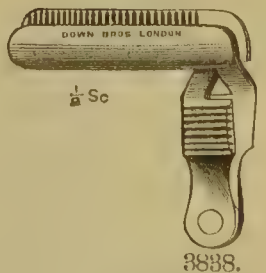

3838.

3837 Moynihan's, with fenestrated blades . . . . each 0 12 6

3838 Murphy's . . . . . „ 0 7 6

No. **Intestinal Operation Instruments,** *continued,—*

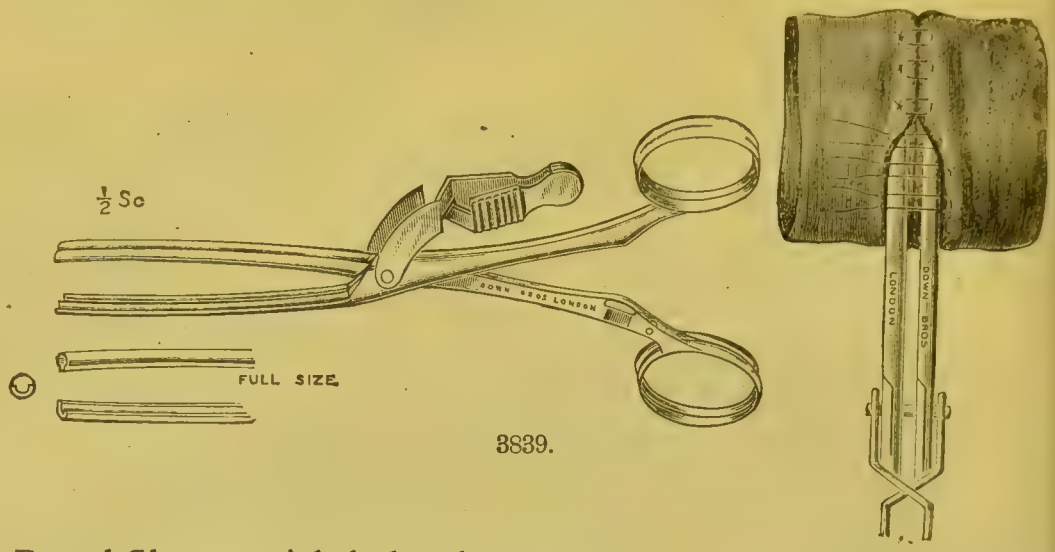

3839.

Bowel Clamps, nickel plated, *continued,—* £ *s. d.*

3839 O'Hara's. . . . . each 1 5 6

This instrument consists of 2 separate forceps, which can be fitted together and held in that position by means of a spring clamp. For end-to-end anastomosis, the intestine is grasped by the one forcep above and by the other below the part which is to be excised; the intervening portion is then removed and the two cut surfaces brought together, and then the two forceps joined by means of the spring clamp while the sutures are inserted. By a simple modification of above procedure the forceps are equally applicable to lateral anastomosis and for invagination.

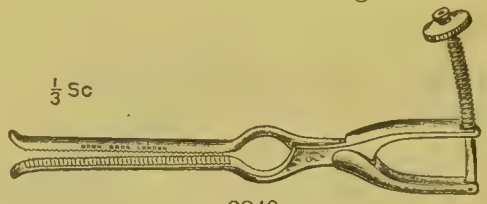

3840.

3840 Paul's Enterotome . . . . . each 0 15 6

This is a modification of Dupuytren's Enterotome, designed to apply *Spring* pressure to the spur between the two pieces of intestine brought out of the abdomen side by side, in order to cause them to slough and so convert into one.



3841.

3841 Renton's . . . . . each, 5½-in., 13*s.* 6*d.*; 6½-in. 0 15 0

3842* Ditto, curved, 8¾ in. . . . . each 0 17 6

Extracted from "British Medical Journal," December 26, 1896.

The accompanying woodcut illustrates the intestinal clamp which Dr. J. Crawford Renton, of Glasgow, wishes to introduce to the notice of surgeons. The one blade is slightly cup-shaped, and the other is a round-pointed rod, and is arranged with two clips, so that the clamp can be easily and quickly applied and as easily removed, and is large enough not to be in the way of

* The items marked thus * are not illustrated.

No.

Intestinal Operation Instruments, *continued*,—

the operator. The rod is so made that it easily perforates the mesentery when that is necessary, and being blunt-pointed does no harm. The cup-shaped blade enables a small amount of pressure to clamp the bowel.

Professor McKendrick, and his assistant, Dr. Harris, have made experiments with the clamp, and they find the pressure exerted on the bowel is 12 mm. with the first clip secured, and 15 mm. with the second, and on comparing this with the pressure of two fingers, the difference is only 2 mm. more, the fingers being 10 mm. with sufficient pressure to close the bowel. These experiments show that there is no crushing and no chance of injury to the bowel.

Having used the clamp, Dr. Renton has been thoroughly satisfied with its efficiency, ease of application, and safety. It is made by DOWN BROS., of London, in two sizes, and he is greatly indebted to them for the time and labour they have expended in carrying out his wishes.

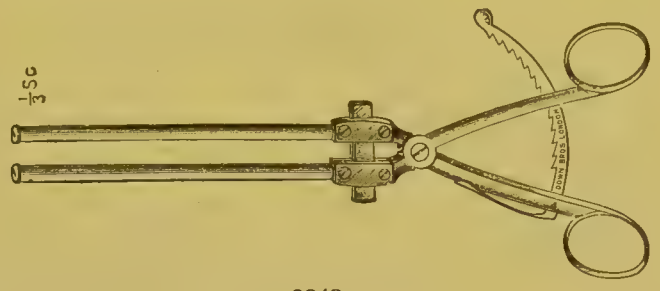

3843.

		£	s.	d.
	Bowel Clamps, nickel plated, *continued*,—			
3843	Sargent's, with roller blades (as used at St. Thomas's), each	1	10	0

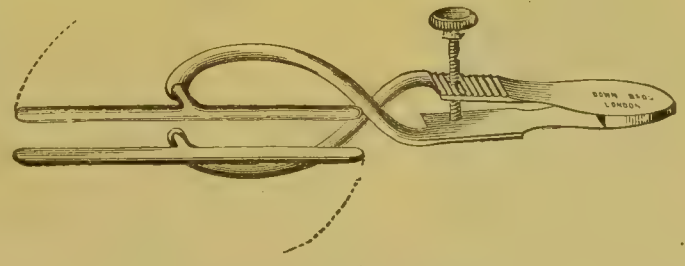

3844.

3844	Swain's (Dr. James), 2 sizes, blades 2-in. and 3-in. . . each	1	1	0

The chief advantage of this instrument consists in the uniform pressure which exists along the whole length of the blades, whether they are parallel or not. It therefore compensates for any variation in thickness at the mesenteric and free borders of the intestine, and obviates that excessive pressure at the proximal end, and the feeble pressure at the distal end, which obtains in many clamps. This equality of pressure is secured by the swinging of the blades—which are supported at their *centre* by short secondary shanks—on pivots at the end of each main shank. The spring handle of the clamp is after the model of Dieffenbach's forceps, with a screw for increasing the power if necessary. The shanks are long and curved outwards, so as to allow the bowel, when held by the blades, to pass through them without touching. Before use, each blade is covered with a piece of rubber drainage-tube. It is made in two sizes, with blades three inches and two inches in length respectively.—*British Medical Journal*, June, 1894.

No. **Intestinal Operation Instruments,** *continued*,—

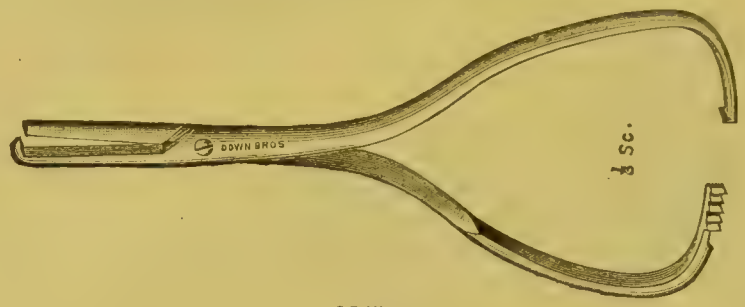

3845.

Clamps for Appendicectomy, nickel plated,— £ s. d.

3845 Corner's (a modification of Professor Kocher's, suggested by Mr. E. M. Corner, F.R.C.S., Asst. Surgeon St. Thomas's Hospital) 0 16 6

*3845a Ditto, with take-off joint 0 18 6

Extract from the "Surgery of the Diseases of the Appendix Vermiformis and their Complications."

W. H. BATTLE, F.R.C.S., and E. M. CORNER, B.C., F.R.C.S.

The appendix having been freed and its mesentery secured with one or two pairs of artery forceps, the clamp is applied to the base of that organ at its junction with the cæcum. The mesenteriolum is then ligatured, after which the large clamp is removed, and it will be found that it is possible to see through the appendix where it has been compressed. A fine silk ligature is tied as close to the cæcum as possible, and the appendix cut away with scissors. A piece of tissue scarcely larger than that ordinarily ligatured with an artery is left to be sewn into the cæcum. The rationale is much like that of ligaturing an artery with rupture of its coats. The clamp divides the mucous membrane and muscular coats, leaving the peritoneal surfaces in apposition for about one-third of an inch. The orifice into the cæcum is plugged by the ruptured coats. It may be claimed for this method that—

1. It is the quickest, neatest, and most aseptic method of removing the appendix.
2. It leaves behind the finest of ligatures and the minimum of strangulated tissue to be buried in the cæcum, and this should, if possible, always be done.
3. It is especially applicable in cases of inflamed appendix where the organ is swollen and the walls of the cæcum are too sodden to hold stitches well.
4. It is of almost universal applicability where other methods are not, and dispenses with the "drop of pure carbolic."



3846.

3846 Kelly's . . . . . each 1 3 6

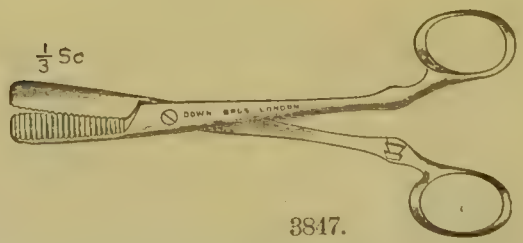

3847.

3847 Renton's . . . . . each 0 9 6

* The items marked thus * are not illustrated.

No.

Intestinal Operation Instruments, *continued*,—

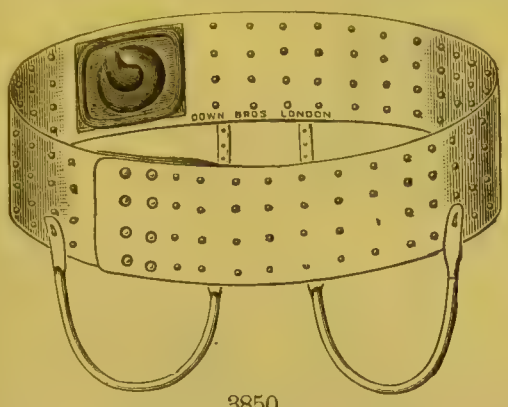

3850.

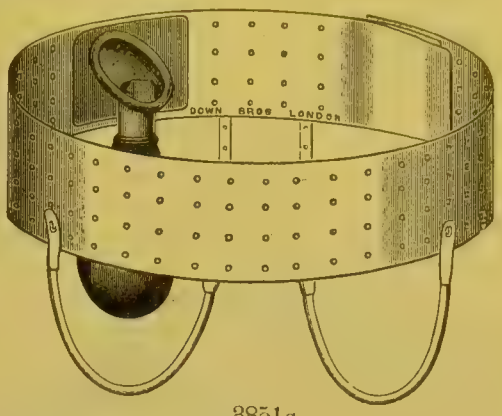

3851*a*.

Colotomy Belts,—

		£	*s.*	*d.*
3850	Down Bros.' improved, for Inguinal Colotomy (with under-straps) each	1	2	0
3851*	Ditto, for Lumbar Colotomy (without under-straps) . . ,,	1	0	0

Spare india-rubber Plugs, to button into Belts, each, 8*s.* 6*d.*

Any of these Belts can be fitted with hollow cups in place of the plugs at same prices.

3851*a*	Ditto, for Inguinal or Lumbar, fitted with hollow cup and chute, with india-rubber bag for receiving fœcal discharge	1	13	6

The improved belts being made of india-rubber throughout, adapt themselves to the body and keep in position better than any other form of belt and without dragging on the plug; the latter is detachable from the belt. For cleansing purposes, the whole may be plunged in a basin of water.

Measurements required: circumference of body in line of operation.

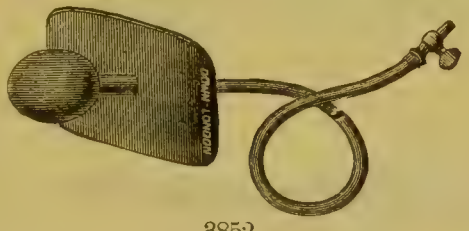

3852.



3853.

3852	**Colotomy Plugs**, as used by Mr. Jacobson, with Stopcock, each	0	5	0
3853	Lane's, fitted with rubber cork . . . . . ,,	0	4	6

(Mr. Lane's plugs are intended to be used in connection with a Truss, as No. 3854, to keep them in position.)

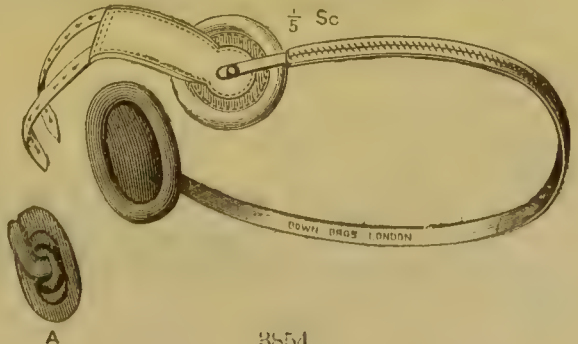

3854.

3854	**Colotomy Trusses**, with hollow cup . . . . each	0	15	6
3854*a*	Ditto, with plug (A) in addition . . . . . ,,	1	0	0

Measurements required: circumference of body in line of operation.

* The items marked thus * are not illustrated.

No. **Intestinal Operation Instruments,** *continued*,—

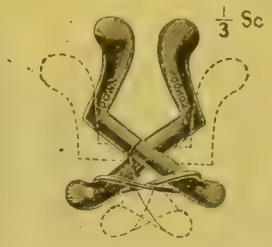

3855.

		£	s.	d.
	Colotomy Dilator,—			
3855	Cripps' vulcanite . . . . . each	0	4	0



3856.

	Colotomy Forceps, nickel plated,—			
3856	Lund's, for removing hardened fæces . . . . each	0	7	6



3857.

	Colotomy Pins,—			
3857	Burghard's . . . . . per set	1	1	0



3858.

3858	Vulcanite, as used at London Hospital . . . . each	0	1	6

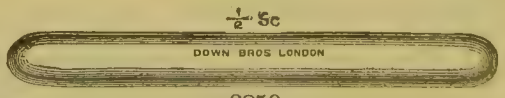

3859.

	Colotomy Rods,—			
3859	Glass . . . . . per doz.	0	6	0



3860.

	Enterostomy Tubes, nickel plated,—			
3860	Carwardine's, 3 sizes, $\frac{5}{8}$, $\frac{3}{4}$, and 1 inch . . . . each	1	1	0

Very thin india-rubber tubing for use with above, 2*s*. per yard.

No. **Intestinal Operation Instruments,** *continued,*— £ s. d.

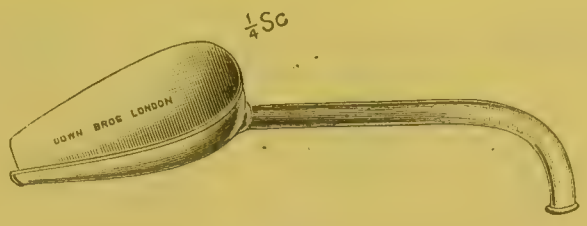

3861.

Gall Bladder Tray, nickel plated,—

3861 Sinclair White's . . . . . each 0 6 6

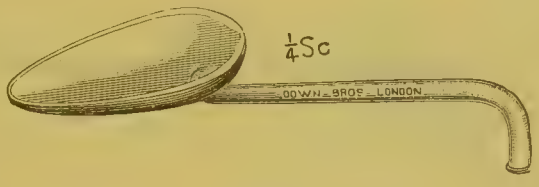

3862.

3862 Littlewood's modification of Sinclair White's Tray, made in Glass . . . . . each 0 5 6



3259.

Gall Stone Forceps, nickel plated,—

3259 Lawson Tait's . . . . . each 0 19 6

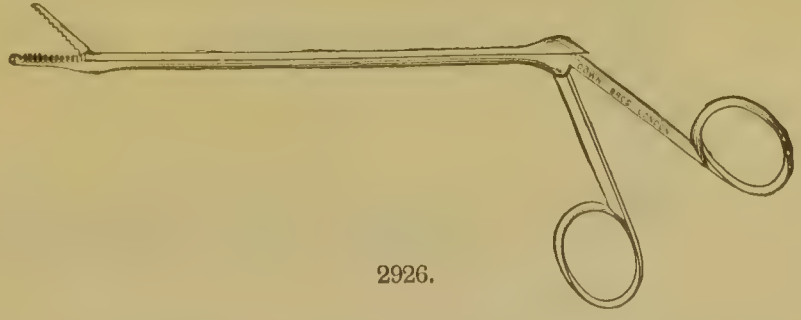

2926.

2926 With crocodile mouth . . . . . each 0 15 0

No.

Intestinal Operation Instruments, *continued*,—

£ s. d.



3863.

Gall Stone Forceps, nickel plated, *continued*,—

3863 Makins' . . . 2 lengths, each, 5-in., 8*s.* 6*d.*; 7-in. 0 10 6



864.

Gall Stone Probe,—

3864 Griffiths' . . . . . each 0 5 0



3865.

Gall Stone Scoops, nickel plated,—

3865 Cheatle's, with hook end . . . . . each 0 10 6



3866.

3866 Jordan Lloyd's, with bendable stems . . . . each 0 8 6



3867.

3867 Lawson Tait's, with bendable stem, metal handle . . each 0 6 9

No. **Intestinal Operation Instruments,** *continued*,—

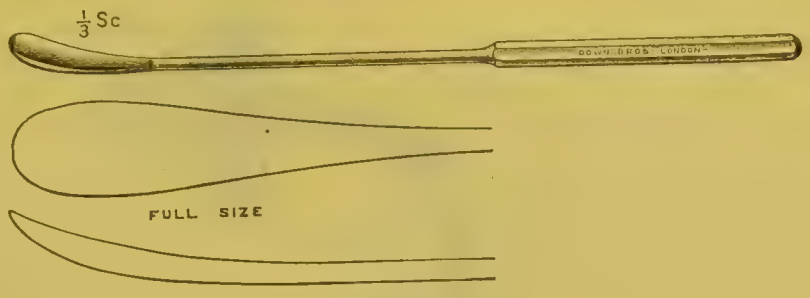

3868.

£ s. d.

Gall Stone Scoops, nickel plated, *continued*,—

3868 Mayo Robson's . . . . . each 0 7 6

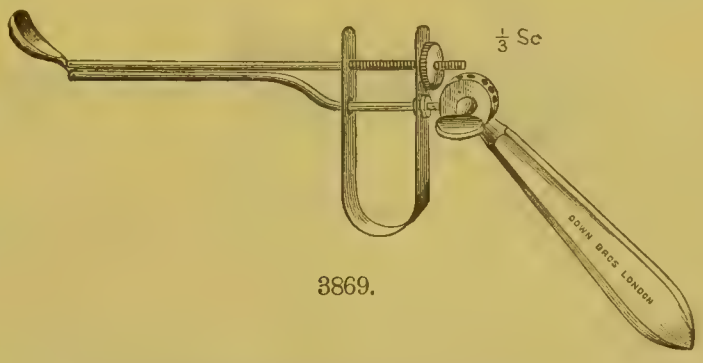

3869.

3869 Morison's, to fix at any angle, with metal handle . . each 1 5 0



3870.

3870 Treves' (Sir F.) . . . . . each 0 10 6

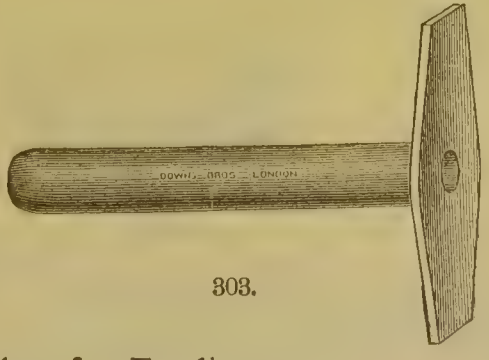

303.

Gastrostomy Tubes for Feeding,—

303 India-rubber, in 6 sizes . . . . . each 0 1 6

3871* Brass Syringe, with Stopcock, for use with same, each, 4 oz., 10*s.* 6*d.*; 8 oz. 0 16 6

* The items marked thus * are not illustrated.

No.

Intestinal Operation Instruments, *continued*,—



3872.

Gastrostomy Tubes for Feeding, *continued*,— £ *s.* *d.*

3872 Lane's india-rubber . . . . . . each 0 4 6

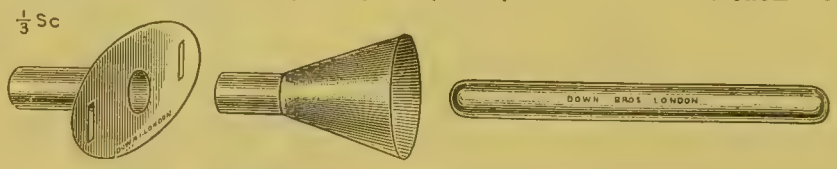

3873

3873 Silver, with Funnel and Rod, to assist introduction of food 1 10 0

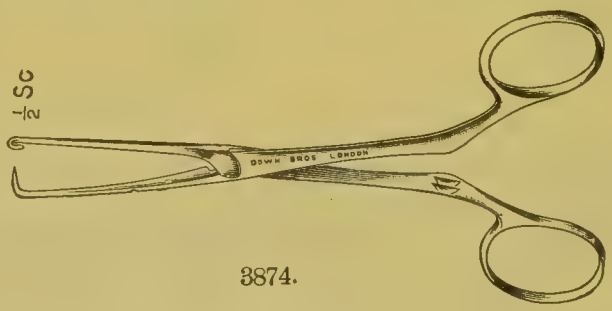

3874.

Intestinal Suturing Instruments,—

3874 Allis's Basting Forceps, with take-off joint, nickel plated, each 0 8 6

Dr. Allis says: "If one notice a tailor at his work, he will observe that before he takes a single stitch he prepares his work by basting it." The parts to be united are seized by the forceps and their serous surfaces brought together; the suturing is then commenced.



3875.

3875 Halsted's Inflating Bags, for use in suturing intestine, 2 sizes, for small and large intestine, each, 2*s.* 6*d.*; with Stopcocks 0 4 0

A smaller size is also made for use with dogs.

3876* Inflating Pumps, for use with same . . . . . each 0 2 9

* The items marked thus * are not illustrated.

No **Intestinal Operation Instruments,** *continued*,— £ *s.* *d.*

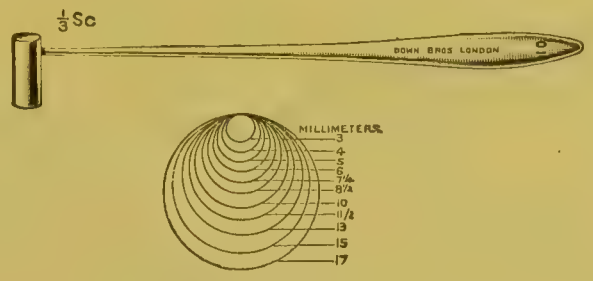

3877.

Intestinal Suturing Instruments, *continued*,—

3877 Halsted's Miniature Hammers, for use in suturing the Bile Duct, 11 sizes, nickel plated . . each, 5*s.*; per set 2 15 0

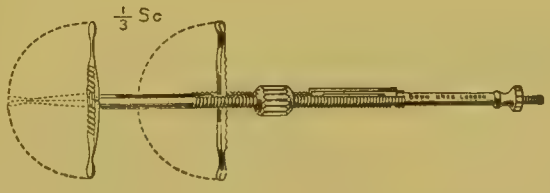

3878.

3878 Lee's Support . . . . . each 1 13 6

The Arms close up both for introduction and withdrawal; they can be fixed at any point by the nut, and when fixed, the arms may be drawn further apart, so as to stretch the intestine on the framework and facilitate suturing.



3879.

3879 Sargent's Depressor (as used at St. Thomas's) for holding down the Intestine while suturing . . . . each 0 4 6

No.

Intestinal Operation Instruments, *continued*,—

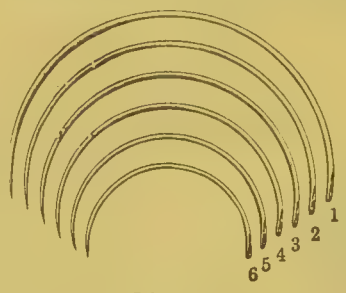

841.



843.

844.



845.

Needles, in packets of 6, of one size or assorted,— £ *s.* *d.*

841 Fine, for Lembert's Sutures, half circle curved,—
sizes 1 to 6, per doz. 0 1 9

842* Ditto, full curved . . . . „ 1 to 6 „ 0 1 9

843 Ditto, half curved . . . . „ 1 to 3 „ 0 1 9

844 Ditto, straight . . . . . „ 1 to 3 „ 0 1 9

845 Ditto, Hagedorn's, full curved . . „ 1 to 3 „ 0 2 0

846* Ditto, "Straw" Needles . . . . „ 0 0 3



STRAIGHT. 847.



HALF-CURVED. 848.



FULL-CURVED. 849.



HALF-CIRCLE. 850.

Needles, spring-eyed, round bodied,—

847 Straight, sizes 1 to 3 . . . . . per doz. 0 2 9

848 Half-curved, „ 1 to 3 . . . . . „ 0 2 9

849 Full-curved, „ 1 to 6 . . . . . „ 0 2 9

850 Half-circle, „ 1 to 6 . . . . . „ 0 2 9

* The items marked thus * are not illustrated.

No.

Intestinal Operation Instruments, *continued*,—



855.



856.

857.

Needles, spring-eyed, round bodied, *continued*,—

			£	*s.*	*d.*
855	Morison's Intestinal, full curved, No. 10 size . .	per doz.	0	1	9
856	Ditto, half-curved, No. 8 size	„	0	1	9
857	Ditto, straight, No. 6	„	0	1	9

The above patterns and sizes, made for Mr. J. R. Morison, F.R.C.S., of Newcastle-on-Tyne, and since used at Guy's Hospital.

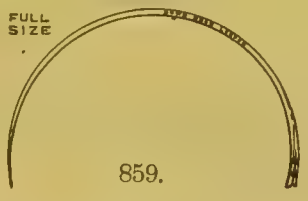

859.

859	Moynihan's, for Gastro-Enterostomy, spring-eyed (one size),	per doz.	0	2	9
860*	Ditto, ordinary eyes, 5 sizes Nos. 1 to 5 . . .	„	0	2	0

Needle Holders (*see pages* 193–197).

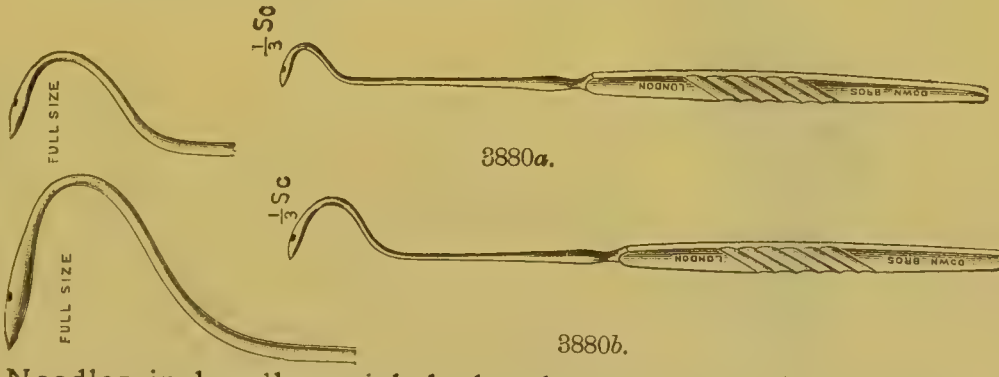

3880*a*.

3880*b*.

Needles in handles, nickel plated,—

3880 *a* and *b*	Ballance's (Mr. H. A. Ballance, of Norwich), for intestine, round-bodied, 2 sizes, A and B . . .	each	0	6	6

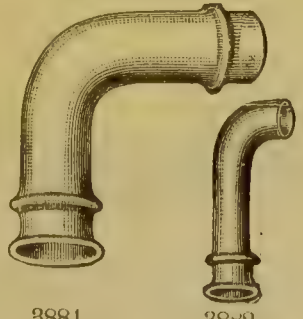

3881. 3882.

Paul's Glass Tubes,—

3881	Large, 2 sizes, for large intestine	per doz.	0	9	0

India-rubber Tubing with very thin walls, so as to avoid drag upon the tubes, 2 sizes, 2s. per yard.

3882	Small, for small intestine	per doz.	0	6	0

* The items marked thus * are not illustrated.

No. **Intestinal Operation Instruments,** *continued*,—

£ s. d.

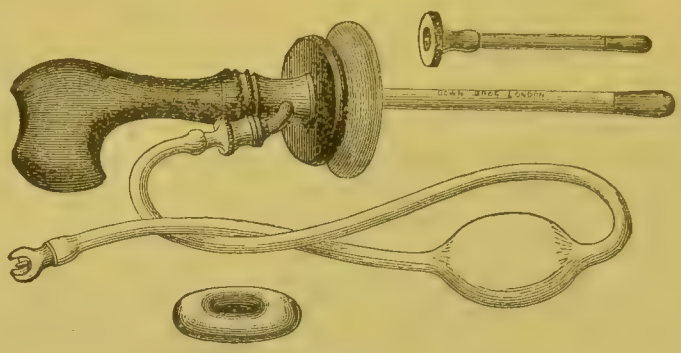

3883.

Rectal Inflator,—

3883 Lund's, for intussusception, complete, for children and adults, each 1 5 0

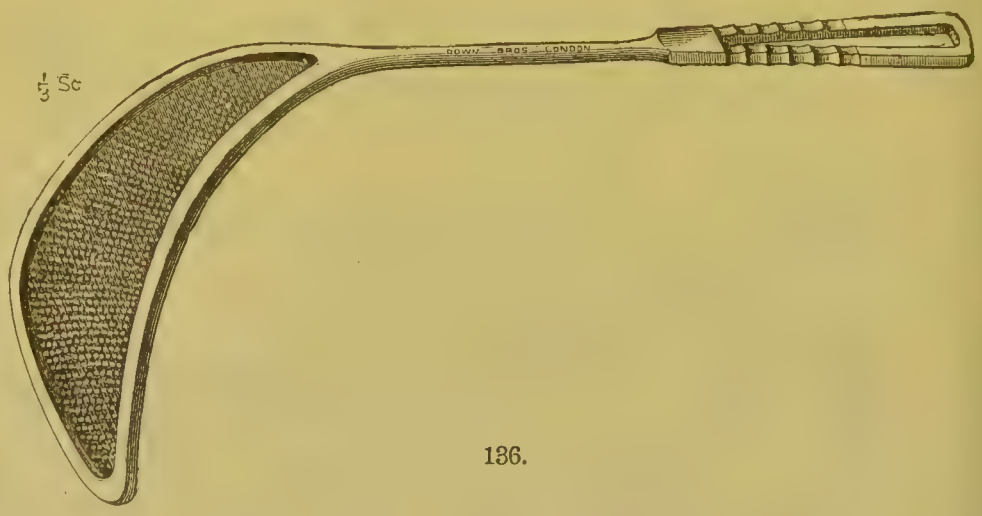

136.

Retractors, nickel plated (*see also pages* 33–42),—

136 St. Thomas's pattern, for intestine . . . . each 1 1 0

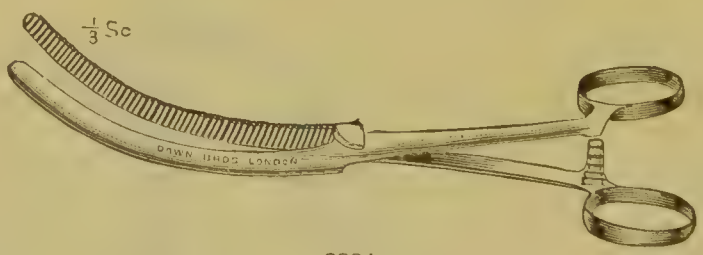

3884.

Stomach Clamp Forceps, nickel plated,—

3884 Doyen's . . . . . each 0 13 6

3885* Eve's modification of Moynihan's (rather lighter and more elastic) . . . . . each 0 16 6

* The items marked thus * are not illustrated.

No. **Intestinal Operation Instruments,** *continued,*—



3886.

		£	s.	d.
	Stomach Clamp Forceps, nickel plated, *continued,*—			
3886	Kocher's . . . . . each	1	17	6

This forceps effectually clamps the stomach, controls haemorrhage and prevents leakage of contents. The catch at end is adjusted after the forceps is applied, and prevents overlapping of the blades.

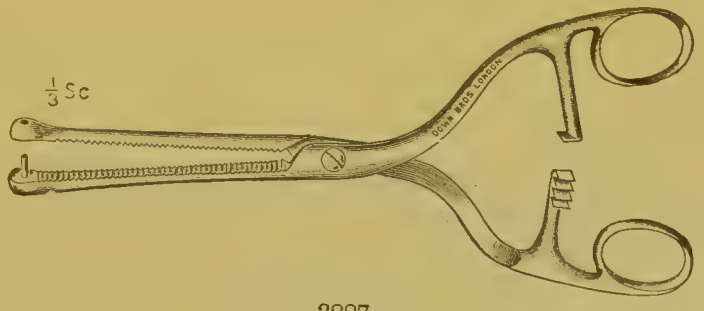

3887.

3887	Kocher's, for the pyloric end of stomach	1	1	0

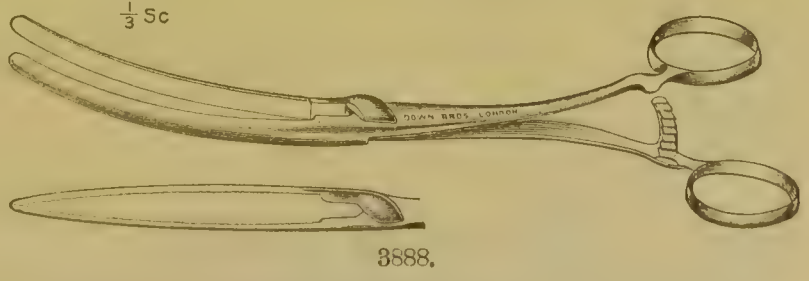

3888.

3888	Mayo Robson's, for Gastro-enterostomy, with take-off joint each	0	14	6
3889*	Ditto, with screw joint . . . . . „	0	12	6

* The items marked thus * are not illustrated.

No.

Intestinal Operation Instruments, *continued*,—

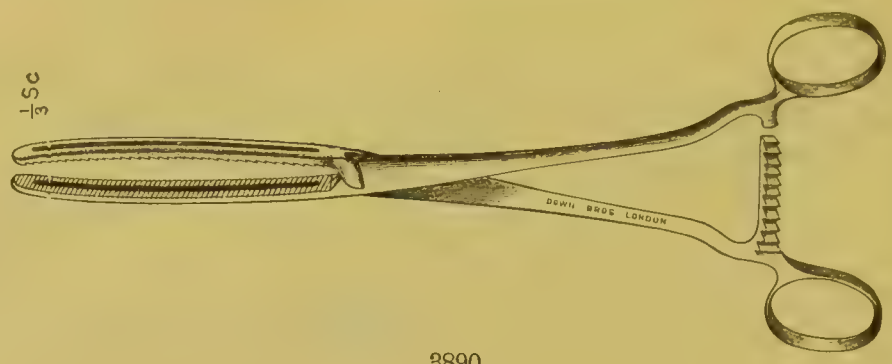

3890.

		£	s.	d.
	Stomach Clamp Forceps, nickel plated, *continued*,—			
3890	Moynihan's, with fenestrated blades, latest model . each	0	18	6

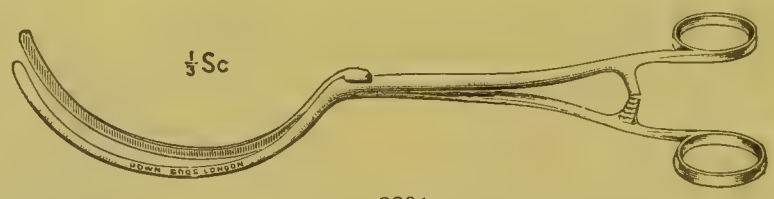

3891.

3891	Sir T. Smith's. . . . . each	0	16	6

Suitable for stomach, gall bladder, intestine, or any cyst wall. They may be used with or without rubber tubing on the blades. Their object is to occlude the cavity while applying sutures, etc.

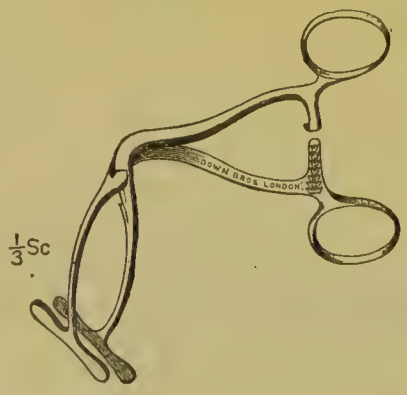

3892.

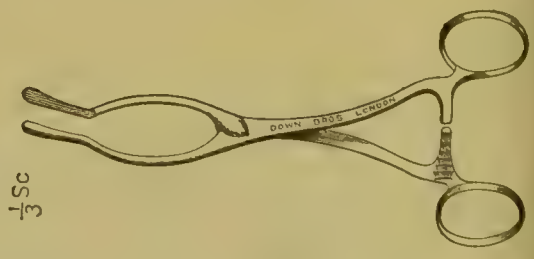

3893.

Peritoneum Forceps, nickel plated,—

3892	Cheatle's, for approximating the edges . . . each	0	12	6
3893	Ditto, for upper and lower angles of wound . . „	0	10	6
*3893*a*	McArdle's, with take-off joint . . . . . „	0	12	0
*3893*b*	Ditto, with screw joint . . . . . „	0	10	6

* The items marked thus * are not illustrated.

No.

Intestinal Operation Instruments, *continued*,—

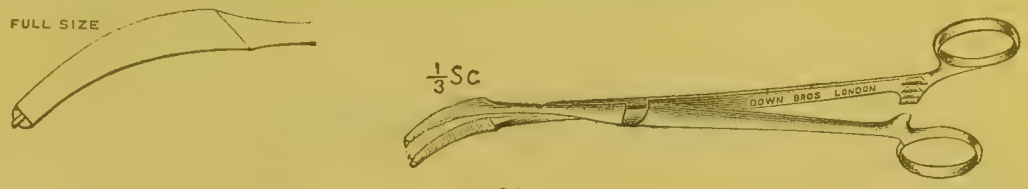

94.

Peritoneum Forceps, nickel plated, *continued*,—

		£	*s.*	*d.*
94	Mickulitz's, with take-off joint . . . . . each	0	10	0
95*	Ditto, with screw joint . . . . . „	0	8	6

These forceps are in use at Guy's and St. Thomas's Hospitals, etc. The long handles are intended to hang outside the wound.

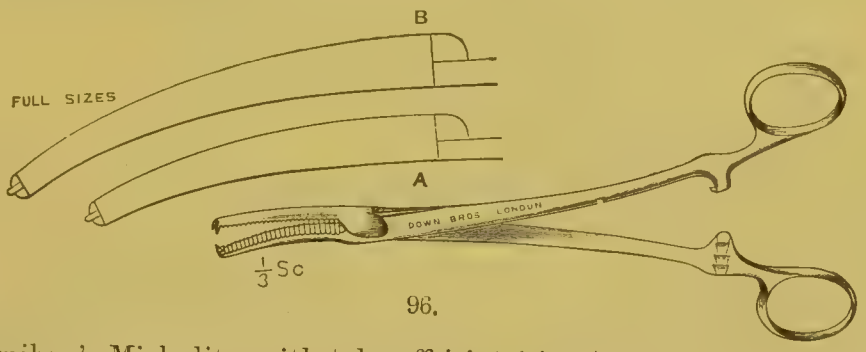

96.

96	Moynihan's-Mickulitz, with take-off joint (size A) . . each	0	11	0
97*	Ditto, with screw joint . . . . . „	0	9	6
98	Ditto, larger for broad ligament, take-off joint (size B) . „	0	12	0
99*	Ditto, ditto, screw joint . . . . . „	0	10	6

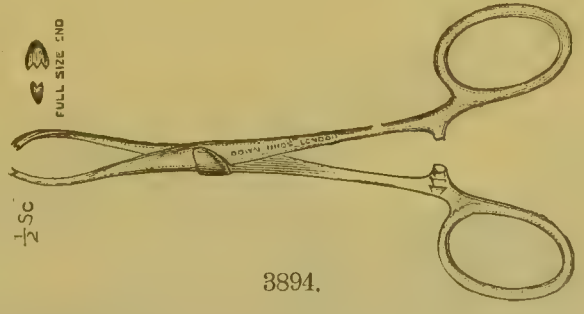

3894.

3894	Porrier's, with take-off joint, each, 5-in., 8*s.* 6*d.*; 6-in., 9*s.* 6*d.*; 7-in., 10*s.* 6*d.*; 8-in.	0	11	6
3895*	Ditto, with screw joint, each, 5-in., 7*s.* 6*d.*; 6-in., 8*s.*; 7-in., 9*s.*; 8-in.	0	10	0



3896.

3896	Russell Coombe's . . . . . each	0	9	0
3897*	Ditto, with take-off joint . . . . . „	0	10	6

* The items marked thus * are not illustrated.

No.

Intestinal Operation Instruments, *continued*,—

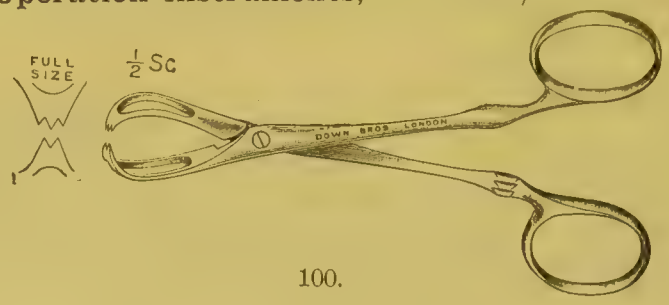

100.

		£	s.	d.
	Tissue Forceps, nickel plated,—			
100	Lane's . . . . . each, 4¾-in., 7*s.*; 7-in.	0	9	0
101*	Ditto, with take-off joint . . each, 4¾-in., 8*s.*; 7-in.	0	10	6

These will be found useful for holding flaps, and, when it is desired, to pull tissues, also for buttoning towels to raw surfaces.

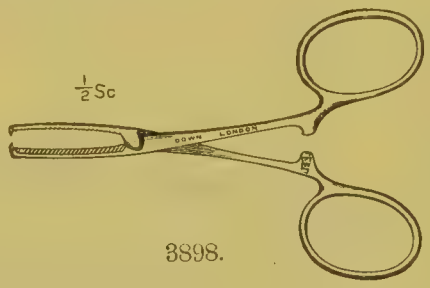

3898.

3898	Terrier's, 3½-in., with take-off joint . . . . each	0	6	6

Instruments, etc., for Liver Abscess.

Liver Abscess Instruments,—

3899*	Cantlie's set, consisting of Trocar and Canula (13*s.* 6*d.*), Drainage Tube (2*s.* 6*d.*), and Introducer (5*s.*)	1	1	0



3900

3900	Manson's Set, consisting of Trocar and Silver Canula, with metal handle and finger rests; Drainage Tube, with jointed stilette; Silver Shield, with screw clamp for holding			

* The items marked thus * are not illustrated.

No.

Intestinal Operation Instruments, *continued*,—

Liver Abscess Instruments, *continued*,—

drainage tube and dressing in position; Length of I.R. Tube, with glass union and 2 spring clips to connect the shield with glass bottle; 2 Glass Bottles; Aseptic Scalpel; Scissors; Reel Stout Silk; and Safety Pins. Complete, in mahogany case 4 0 0

Trocars (*see also page* 968).

Rectum Instruments.

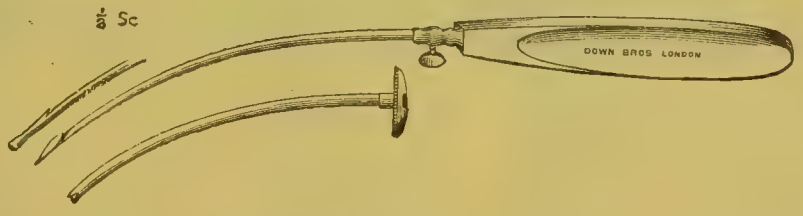

3901.

		£	s.	d.
3901	**Allingham's Instruments for applying Elastic Ligature,** nickel plated . . . . . each	1	1	0

India-rubber Cord for use with same, per yard, 8*d*.

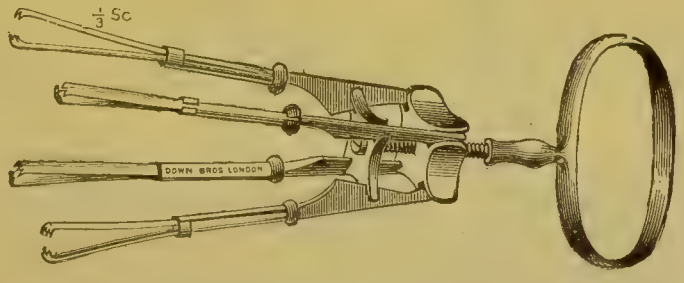

3902.

3902	**Allingham's Instrument for Whitehead's Operation,** nickel plated . . . . . each	3	3	0



3903.

3903	**Arzberger's Rectum Cooler** . . . . . each	0	5	6

No.

Rectum Instruments, *continued*,—



3904.



3905.



3906

		£	s.	d.
	Bistouries for Fistula, forged out of solid steel, with nickel-plated handles,—			
3904	Allingham's, with blunt end . . . . . each	0	5	6
3905	Gowlland's, half curved, with probe end . . . . „	0	5	6
3906	Ditto, full curved, with probe end . . . . „	0	6	6



3907.

	Bougies,—			
3907	Elastic gum, cylindrical, sizes 1 to 12 . . . per doz.	1	0	0
3908*	Soft Black, cylindrical, sizes 1 to 12 . . . „	1	16	0

* The items marked thus * are not illustrated.

No.

Rectum Instruments, *continued*,—



3909.



3910.



3911.

		£	s.	d.
	Bougies, *continued*,—			
3909	Soft black, bulbous, sizes 1 to 12 . . . . per doz.	2	14	0
3910	Ditto, conical ,, ... ,,	2	5	0
3911	Vulcanite, in nest of 6 . . . . . per set	0	6	0



3912.

3912 Represents the sizes of Rectum Bougies; Rectum Plugs may also be ordered according to these sizes.

No.

Rectum Instruments, *continued*,—

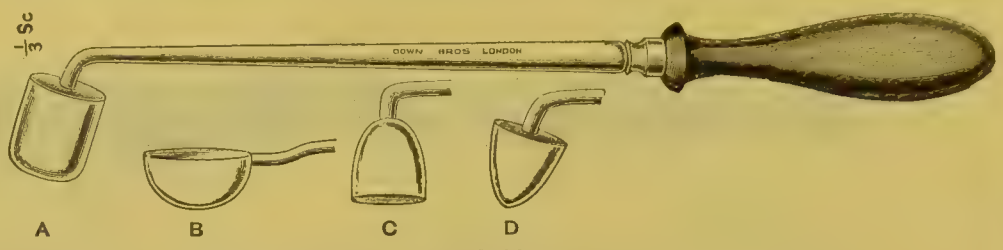

3720.

Cautery Irons,— £ *s.* *d.*

3720 In wooden handles, A, B, C, and D . . . . . each 0 6 0
Ditto, smaller sizes, ditto . . . . . „ 0 4 6



3721.

3721 In wooden handle . . . . . each 0 4 6



3913.

3913 Set of 4, to screw into one handle; 10*s.* 6*d.*; in case . . . 0 14 6

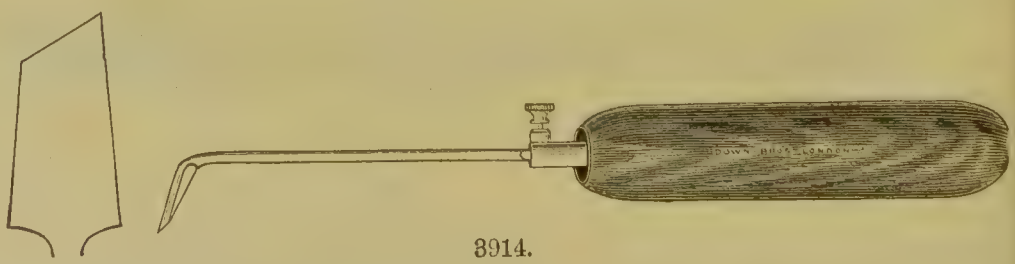

3914.

3914 Burghard's, with Air Jacket . . . . . each 0 6 9

No. **Rectum Instruments,** *continued,*—

£ s. d.



265.

Cautery Irons, *continued,*—

265 Corrigan's, with Spirit Lamp, in case 0 7 6



3915.

3915 Gowlland's, set of 2 fitting one handle, 6*s.* 6*d.*; in case . 0 10 6
3916* Ditto, single . . . . . each 0 5 0



3917.

3917 Smith's, with serrated edges and Air Jacket . . . each 0 5 6



3918.

3918 Telescopic . . . . . each 0 5 6

Thermo-Cautery, Paquelin's (*see pages* 844–847).

* The items marked thus * are not illustrated.

No. **Rectum Instruments,** *continued,—*

£ s. d.

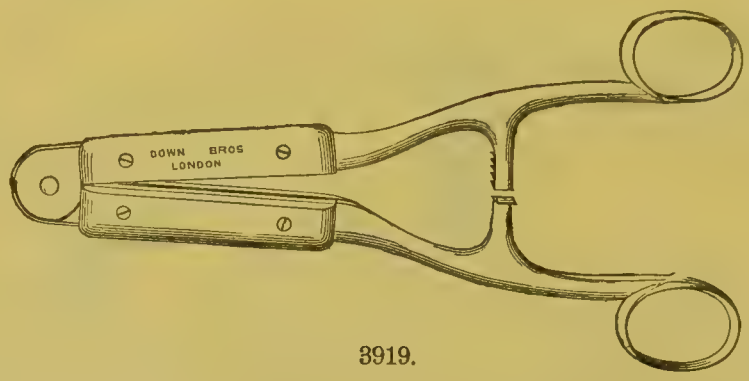

3919.

Clamps, nickel plated,—

3919 Allingham's . . . . . each 0 18 0

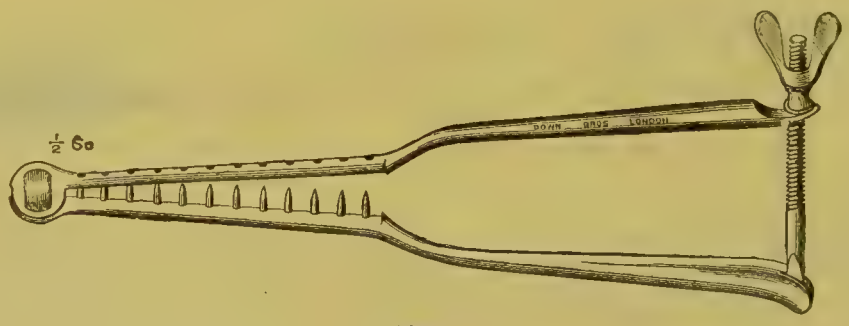

3920.

3920 Coates', for excision . . . . . each 0 16 6

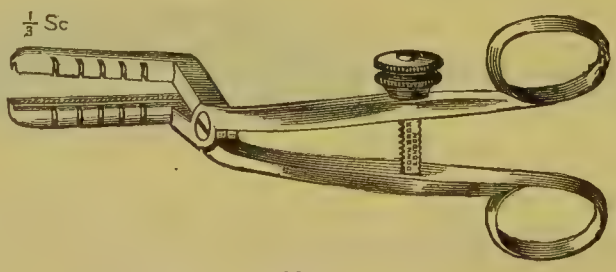

3921.



874.

3921 Folker's . . . . . each 1 1 0

874 Needles for use with same . . . . . „ 0 1 6

The Needles can now be supplied with patent spring eye at same price.



3922.

3922 Gowlland's . . . . . each 0 15 0

No.

Rectum Instruments, *continued,*—

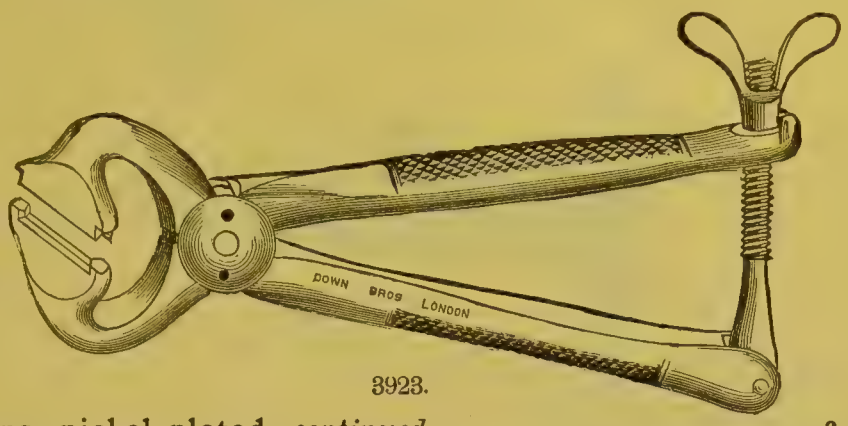

3923.

Clamps, nickel plated, *continued,*— £ *s.* *d.*

3923 Pollock's, for crushing, vice pattern . . . . . each 1 10 0



3924.

3924 Screw pattern, for Pollock's operation (Allingham's) . each 1 8 0
Forceps for use with same (*see* Figs. 3938, 3939, page 906).

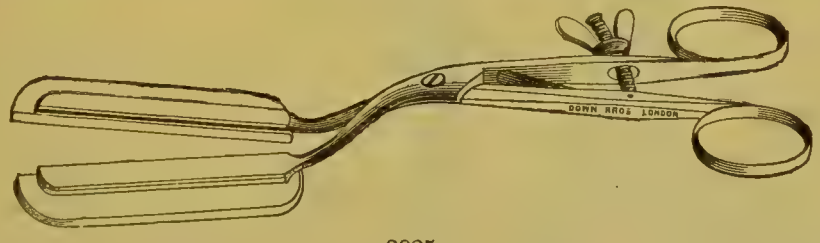

3925.

3925 Smith's . . . . . each 0 17 0



3926.

3926 Smith's, with handles at right angle to blades . . . each 1 4 0

No.

Rectum Instruments, *continued*,—

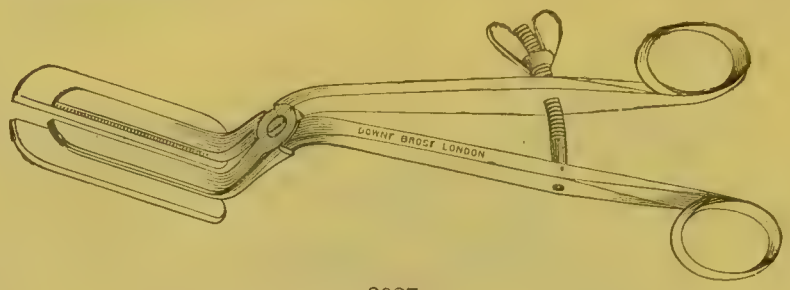

3927.

		£	s.	d.
	Clamps, nickel plated, *continued*,—			
3927	Sydney Jones', parallel . . . . . each	1	2	6
	Cork Cylinders for Treatment of Haemorrhoids by Submucous Incision,—			
3928*	**Potarca's Cork Cylinders,** in 2 sizes . . . . each	0	2	0
3929*	**Pins,** for use with same, in packets of 40 . . . per packet	0	0	6

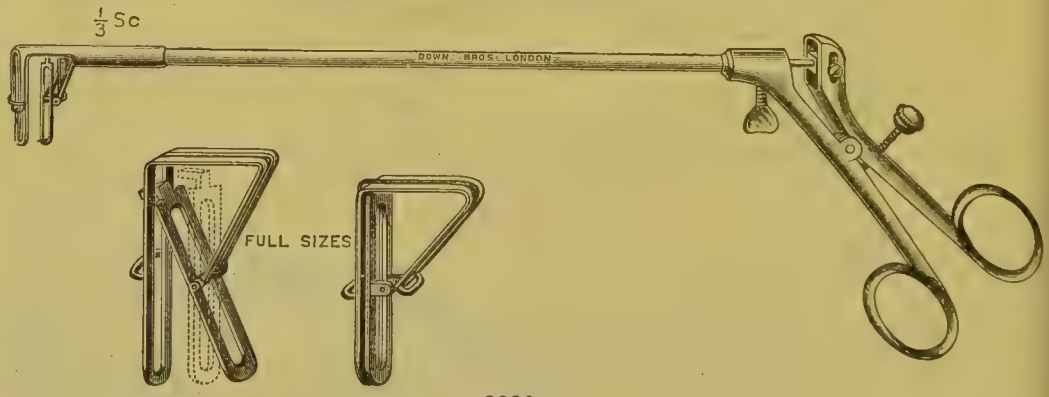

3930.

	Clamps for Tuttle's Valves, nickel plated,—			
3930	Pennington's, set of 2, with forceps for introduction . .	2	12	6

Spare Clamps, 10*s.* 6*d.* each.

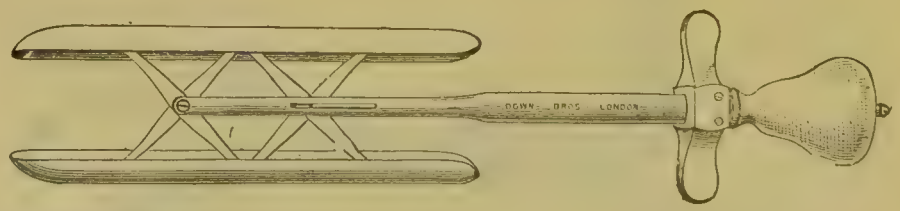

3931.

	Dilators, nickel plated,—			
3931	Todd's . . . . . each	2	0	0
3932*	Durham's . . . . . ,,	2	5	0

* The items marked thus * are not illustrated.

No.

Rectum Instruments, *continued,*—



3933.

Dilators, *continued,*— £ *s. d.*

3933 Cripps', vulcanite, in 12 sizes . . . . . each 0 4 0



1005.

Directors, nickel plated,—

1005 Allingham's . . . . . each 0 2 6



3934.

3934 Brodie's, silver . each, 5½-in., 5*s.* 6*d.*; 6½-in., 6*s.* 6*d.*; 8-in. 0 7 6
Ditto, steel, nickel plated . . . . . each 0 4 0



3935.

3935 Edwards' (Swinford) . . . . . each 0 6 6



3936.

3936 With open end . . . . . each 0 4 6



3937.

3937 Stanley's . . . . . each 0 5 0

No

Rectum Instruments, *continued*,—



3938.



3939.

		£	s.	d.
	Forceps, Pile, nickel plated,—			
3938	Allingham's Spring (for use with Pile Crusher, Fig. 3924, page 903) . . . . . each	0	10	0
3939	Bryant's, with Slide . . . . . „	0	13	6

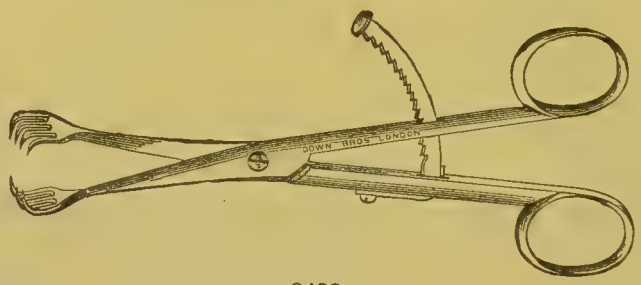

3438.

3438	Curling's . . . . . each	0	12	6

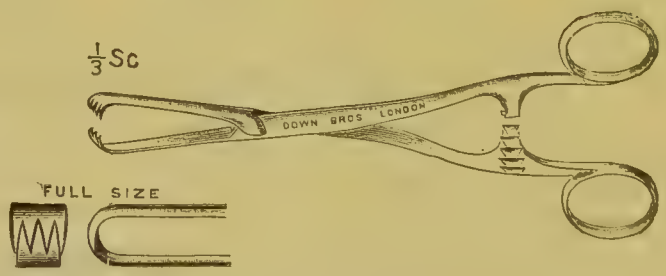

3940.

3940	Eve's, 7 in., with take-off joint . . . . . each	0	10	0
3941*	Ditto, with screw joint . . . . . „	0	8	6



3942.

3942	Guy's pattern Spring Vulsellum . . . . . each	0	15	0

* The items marked thus * are not illustrated.

No.

Rectum Instruments, *continued,*—

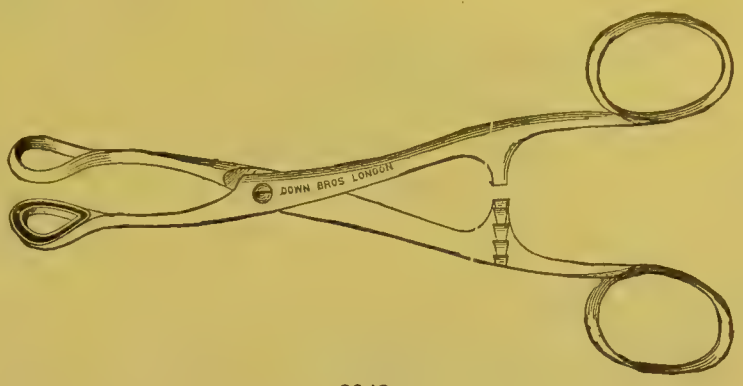

3943.

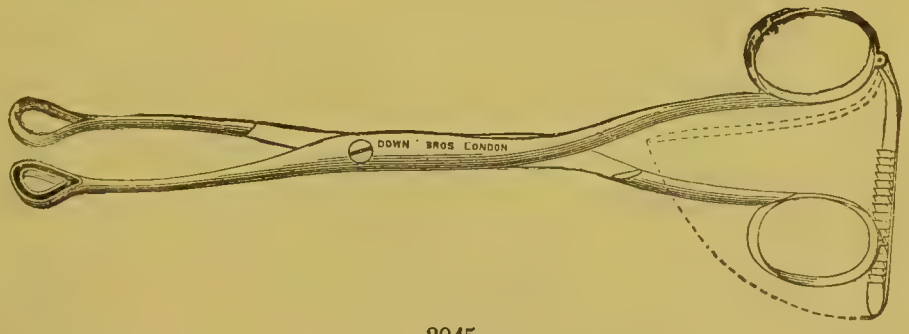

3945.

		£	s.	d.
	Forceps, Pile, nickel plated, *continued,*—			
3943	Fenestrated, with Rack, each, 6-in., 9*s.* 6*d.*; 8-in., 10*s.* 6*d.*; 9-in.	0	12	6
3944*	Ditto, ditto, with take-off joint, each, 6-in., 11*s.*; 8-in.	0	12	0
3945	Ditto, with hinged Rack on handle, 9½-in. . . . each	0	17	0
3946*	Ditto, ditto, and take-off joint, small jaws . . . „	0	14	6



3947.

3947	Fenestrated, with oval jaws, 8½-in. . . . . each	0	11	0

* The items marked thus * are not illustrated.

No.

Rectum Instruments, *continued*,—

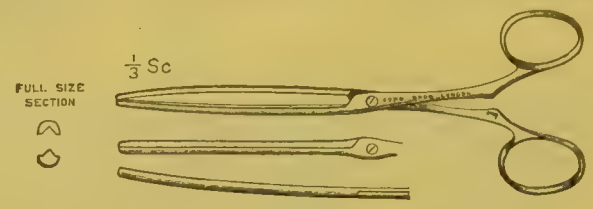

3948.

Pile Suturing Forceps, nickel plated,—

		£	s.	d.
3948	Barling's, with screw joint . . . . . each	0	9	6
3949*	Ditto, with take-off joint . . . . . „	0	11	0

Extract from "British Medical Journal," April 30, 1904.

Pile-suture Forceps.—Mr. A. S. BARLING, Surgeon, Royal Lancaster Infirmary, has devised the pile-suture forceps here illustrated. They have proved of value in the excision and suture of haemorrhoids by a method practised by myself—and doubtless by many others—for several years, and which was carefully described and beautifully illustrated by Mr. A. B. Mitchell, of Belfast, in the *British Medical Journal* of February 28, 1903. All the forceps that I have seen described for the treatment of piles are unnecessarily cumbersome. Kocher's artery forceps often allow the cut edges to slip through before the insertion of the suture, thus giving rise to troublesome bleeding and irritating delay. These disadvantages are avoided by the use of the new forceps. There is nothing original in their construction, but I think that if any one should use them he will be satisfied. They have been made for me by Messrs. DOWN BROS., Ltd.



3950.

		£	s.	d.
3950	Eve's, 8 in., with take-off joint . . . . . each	0	16	6
3951*	Ditto, with screw joint . . . . . „	0	15	0



3952.

		£	s.	d.
3952	Mitchell's, with take-off joint . . . . . each	0	9	0
3953*	Ditto, with screw joint . . . . . „	0	7	6

* The items marked thus * are not illustrated.

No. **Rectum Instruments,** *continued*,—



3954.

		£	s.	d.
	Hooks, nickel plated, forged out of solid steel,—			
3954	Salmon's, for dragging down Piles . . . . . each	0	7	6

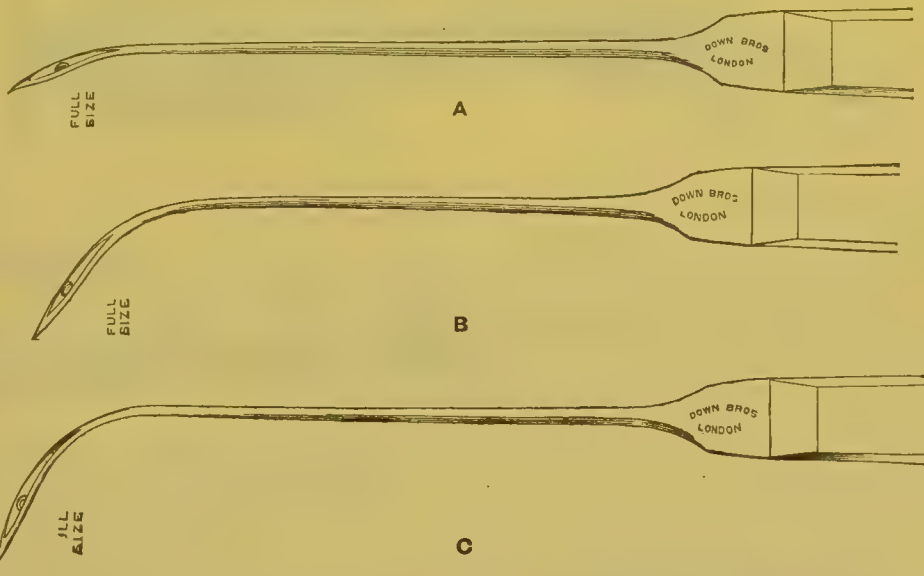

199.



200.

Needles, with metal handles, nickel plated,—

199	Liston's, of 3 curves, solid forged . . . . . each	0	3	6
200	Ditto, extra large curve . . . . . „	0	4	3

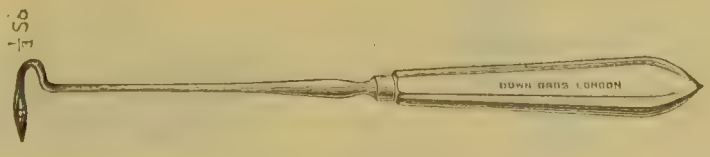

3955.

3955	Curved right and left . . . . . each	0	6	6

Carwardine's "**Forceps-Needle**" (*see pages* 184–185).

No. **Rectum Instruments,** *continued*,— £ s. d.



3956.

Ointment Introducers,—

3956 Allingham's . . . each, boxwood, 1*s.* 9*d.*; vulcanite 0 4 0



3957.

3957 American pattern . . . each, boxwood, 1*s.* 9*d.*; vulcanite 0 4 0

½ Sc



3958.

3958 Ryall's . . . . each, boxwood, 1*s.* 9*d.*; vulcanite 0 4 0

Extract from the "British Medical Journal."

The accompanying sketch shows an appliance made by Messrs. DOWN BROS. to the design of Mr. Edward C. Ryall, House-Surgeon of St. Mark's Hospital for Diseases of the Rectum. The introduction of ointments into the rectum by the finger is a dirty and ineffectual method, as the finger is grasped by the sphincter, and most of the ointment drawn off, so that little actually reaches the mucous membrane of the rectum itself. In using this instrument the cap is removed, and the receptacle filled with the ointment. The cap is then replaced, and the pipe introduced through the sphincter into the rectum. The cap being then pressed firmly home the ointment exudes through the perforations, as shown in the sketch. The introducer can be used by the patient himself with one hand. The pipe is small, and its passage does not cause pain even in fissure.

½ Sc



3959.

½ Sc



3960.

Pessaries, Rectum,—

3959 Ball's, vulcanite . . . . . each 0 3 6

3960 Elvy's, 3 sizes—$\frac{5}{8}$, $\frac{7}{8}$, and 1-in. diam. . . . . „ 0 4 0

No. **Rectum Instruments,** *continued*,—

£ s. d.



3961.



3963.

Plugs, Rectum,—

3961	Elastic gum . . . . . each	0	2	3
3962*	Metal, 3 sizes only, $\frac{1}{16}$, 1-in., $1\frac{1}{8}$-in. diam. (Nos. 9, 12 and 14 gauge) . . . . . each	0	1	6
3963	Vulcanite . . . . . ,,	0	2	0

Rectum Plugs should be ordered according to the sizes of Rectum Bougies (*see* Fig. 3912).

Prolapsus Pads, with bands (*see page* 1263).

Prolapsus Trusses (*see page* 1263).

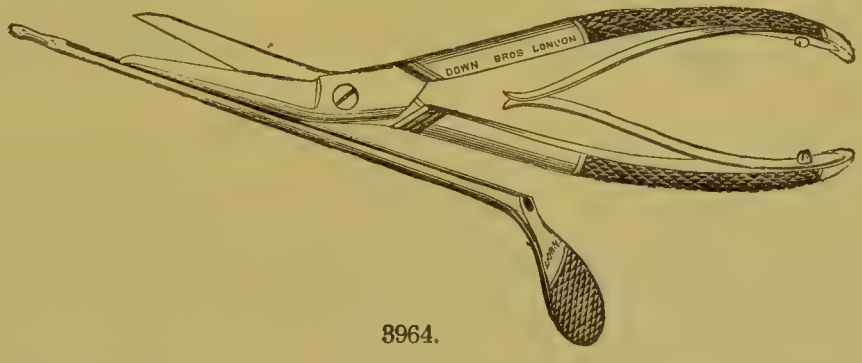

3964.

Scissors, nickel-plated shanks,—

3964	Allingham's, with Director . . . . . each	1	2	0



3965.

3965	Fergusson's . . . . . each	0	6	6
3966*	Ditto, with take-off joint . . . . . ,,	0	8	6

* The items marked thus * are not illustrated

No. **Rectum Instruments,** *continued,*— £ *s.* *d.*

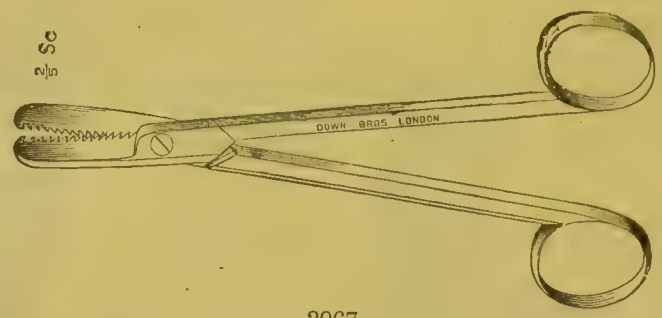

3967.

Scissors, nickel-plated shanks, *continued,*—

3967 Richardson's, serrated blades . . . . . each 0 11 0

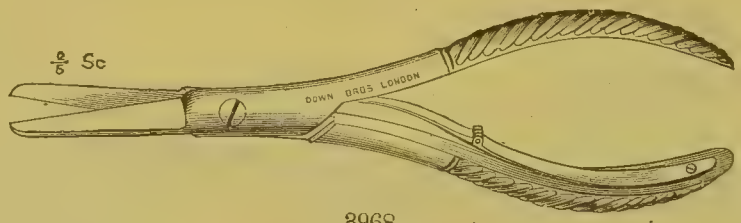

3968.

3968 Salmon's . . . . . each 0 16 0



3036.

Scoops, nickel-plated,—

3036 Erichsen's, for removing deposits of fæcal matter; with metal handle . . . . . each 0 6 6

Silk, etc., for tying (*see pages* 160–162).

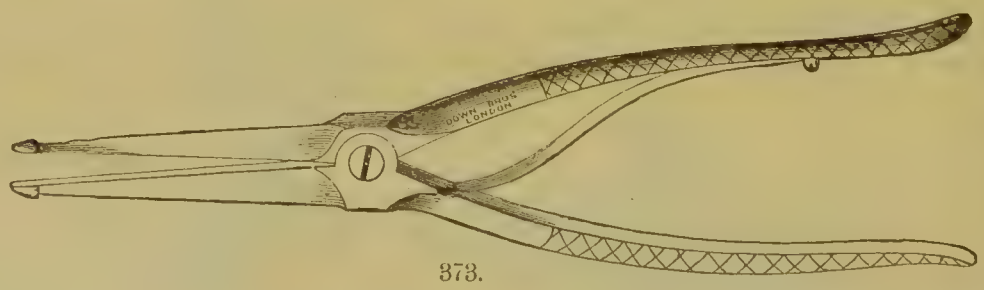

373.

Sinus Dilator, nickel plated,—

373 Bigelow's . . . . . each 0 12 9

Sinus Forceps (*see page* 88).

No.		£	s.	d.
	Rectum Instruments, *continued*,—			
3969*	**Suppositories, Medicated,** 15-grain, in 3-doz. boxes, per box	0	2	3

Except those specially marked *.

P.B.

Belladonna.
Carbolic Acid Soap.
Compound Lead.
Iodoform.
Morphia.
Tannic Acid.
*Atropine, $\frac{1}{100}$th gr. (3*s.*).
Boric Acid, 3 grs.
Carbolic Acid, 1 gr.
*Cocaine, $\frac{1}{2}$ gr. (4*s.* 6*d.*).
Gall. and Opium, 5 grs. and 1 gr.
Hamamelis, 1 gr.
Opium, 1 gr. and 2 grs.
Santonine, 3 grs.
Zinc Oxide, 5 grs.



3970.

3970	**Suppository Mould,** 15 grain . each, 6 hole, 6*s.*; 12 hole	0	12	6



3971.

Suppository Tubes,—

3971	Vulcanite . . . . . per doz.	1	0	0
	Bone . . . . . „	0	9	0
	Glass . . . . . „	0	14	0

Trusses for excision of Rectum (*see page* 1264).

Trusses, Prolapsus (*see page* 1263).

Tubes for Colon (*see page* 934).

Tubes for Flatus (*see page* 935).



3972.

3972	**Vulcanite Tube,**— Cooper's, for use in stopping Hæmorrhage after operation . each	0	3	0

The tube is inserted and the bowel washed out through the tube; the tube should be left in 24 hours to control bleeding and allow of discharge of blood clots.

* The items marked thus * are not illustrated.

No.

Rectum Specula.



3973.

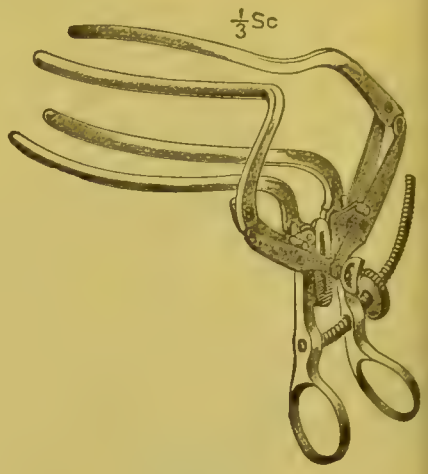

3549.

	Specula,—	£	s.	d.
3973	Allingham's, with metal pilot, 4 sizes . . . . . each	0	9	6
3549	Ditto, 4-blade (modification of Meadows'), improved with fixing screw . . . . . each	2	5	0

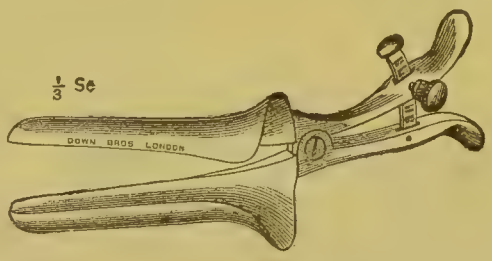

3974.



3975.

3974	Baildon's . . . . . each	0	18	9
3975	Bivalve hinged, to take apart . . . . . „	0	10	6

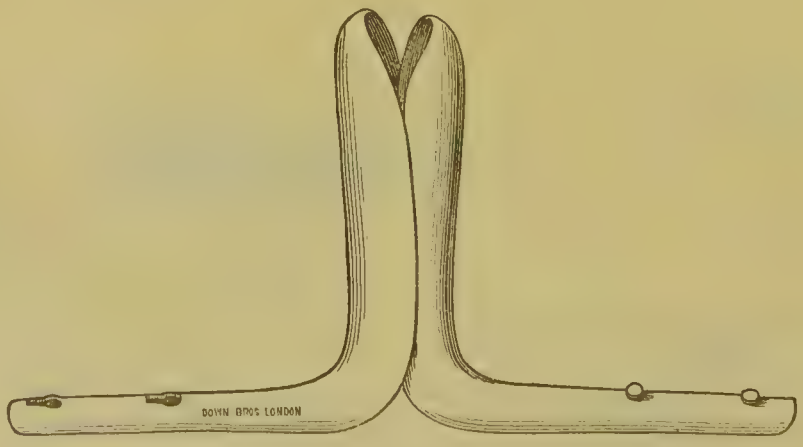

3976

3976	Bryant's . . . . . each	0	16	0

No. **Rectum Specula,** *continued,*—



3977.

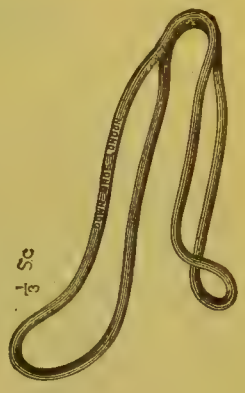

3978.

No.		£	s.	d.
	Specula, *continued,*—			
3977	Curling's, with metal pilot . . . . . each	0	12	6
3978	Davy's wire, in 2 sizes . . . . . „	0	5	6



3979.



3980.



3981.

3979	Fergusson's, glass, with opening at side . . . . each	0	3	0
3980	Ditto, with opening at end . . . . . „	0	3	0
3981	Ditto, with opening at side and end . . . . „	0	3	0

No. **Rectum Specula,** *continued,*—

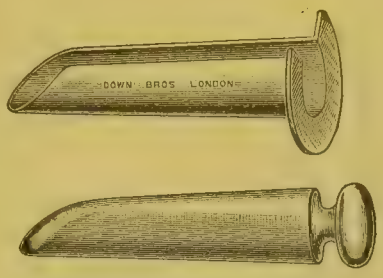

3982.

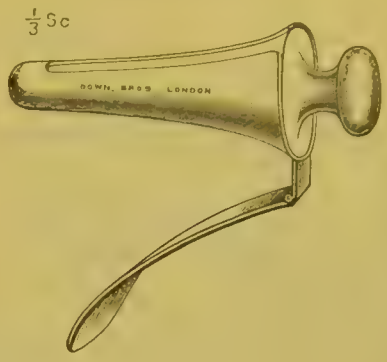

3983.

Specula, *continued,*— £ *s.* *d.*

3982 Gowlland's, with metal pilot, in 4 sizes . . . . each 0 9 0

3983 Hilton's, with metal pilot . . . . . „ 0 10 6

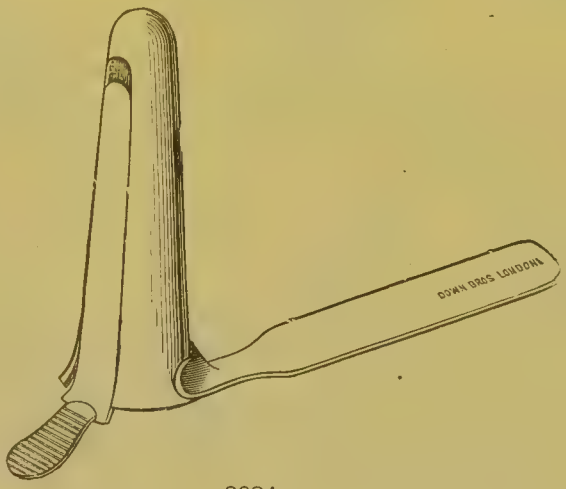

3984.

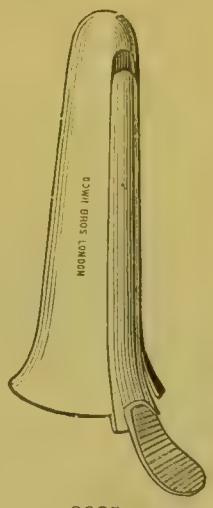

3985.

3984 Hilton's, with sliding blade . . . . . each 0 15 6

3985 Ditto, modified by Mr. Bryant . . . . . „ 0 10 6

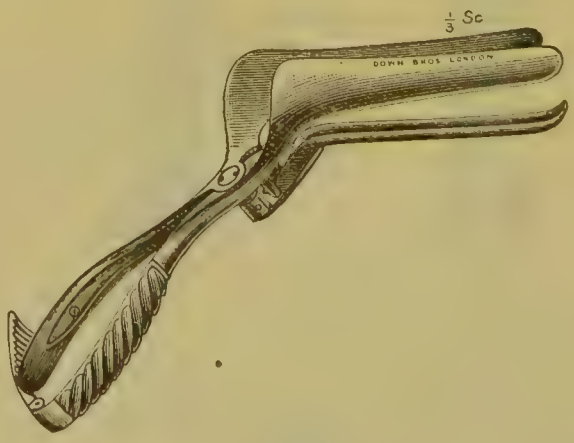

3986.

3986 Lane's, 3-bladed . . . . . each 1 8 0

No.	Rectum Specula, *continued*,—	£	s.	d.

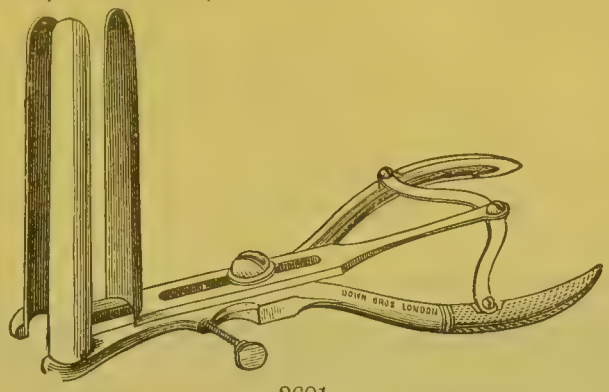

3601.

Specula, *continued*,—

3601	French pattern, 3-bladed . . . . . each	1	1	0

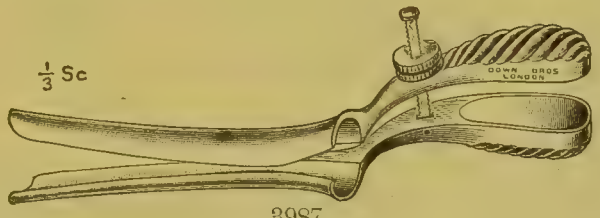

3987.

3987	Ricord's, with metal handles . . . . . each	0	15	0

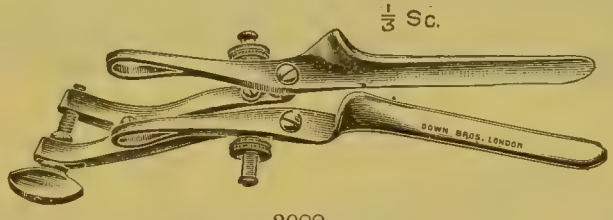

3988.

3988	Reeves' . . . . . each	1	5	0



3989.

Sigmoidoscope,—

3989	Strauss', graduated, as recommended by Mr. Mummery . each	2	12	6

No.

Complete Set of Instruments for Examination of the Rectum.

BY DR. HOWARD KELLY, PROFESSOR OF GYNÆCOLOGY, JOHN HOPKINS UNIVERSITY, BALTIMORE, U.S.A.

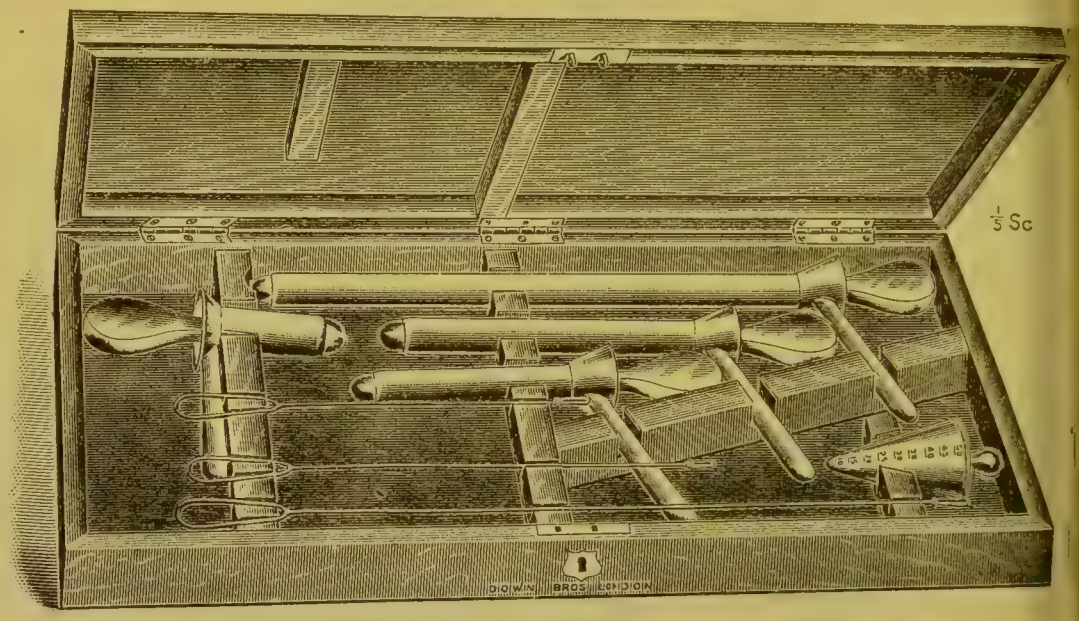

3990.

	Rectum Instruments,—	£	s.	d.
3990	Kelly's complete set consisting of Sphincter-meter, Sphincteroscope, Short and Long Proctoscopes, Sigmoidoscope, and 3 Sponge Holders, in mahogany case	5	5	0

Extract from "Operative Gynæcology," vol. i., page 115.

Examination of the rectum is frequently called for on account of the liability of the patient to refer disorders of the bowel to the uterus and its adnexa.

To make the examination the speculum is coated with vaseline, and the buttocks are drawn apart, exposing the anus. The round end of the obturator is laid upon the orifice, and grasping the speculum in the fist so that the palm keeps pushing the obturator in, it is carried into the bowel in a direction at first downward and forward, and then upward toward the sacral hollow. Sometimes the end catches in the groove between external and internal sphincters. If this happens, it must be withdrawn and pushed in again in a slightly different direction. As soon as it has fairly entered, the obturator is pulled out, and the air rushes audibly in widely distending the bowel. The examination is now made by reflecting the rays of light from an electric droplight or a lamp, or good daylight by a head mirror down the tube into the bowel, which is so well illuminated that the smallest points on its surface become visible. It is possible to detect differences not larger than the pores on the palm of the hand. It will often be found that the speculum is turned too much downward, and that it will be necessary to drop the handle to bring an extensive area of bowel into view.

To continue the inspection beyond the rectum on up into the sigmoid flexure, the longer reach of the sigmoidoscope is necessary. The direction

No.

Kelly's Complete Set of Instruments for Examination of the Rectum, *continued*,—

Rectum Instruments, *continued*,—

of the instrument is no longer confined to the median line, but by degrees turns more and more to the patient's left. I have introduced this speculum as far as 30 centimetres (12″) beyond the anus.

The sphincteroscope is used by pushing it into the ampulla, withdrawing the obturator, and then drawing the speculum out a little until the inner sphincter circle begins to close over it, and then pushing it back in. In doing this it does not re-enter the portion of the bowel just left, but simply spreads the area within view over the end, giving a flat field for inspection.

The following specula are useful: a short and a long proctoscope, a sigmoidoscope, and a sphincteroscope.

The cylinder of the short proctoscope is 14 centimetres (5½″) long and 22 millimetres in diameter, the long proctoscope is 20 centimetres (8″) long and 22 millimetres in diameter, and the sigmoidoscope is 35 centimetres (14″) long and 22 millimetres in diameter. At the outer end of the cylindrical tube is a funnel-shaped rim, to which the stout handle, big enough to be grasped in the whole fist, is attached. Each speculum has an obturator, blunt at the end, and provided with a strong stem and handle.

The sphincteroscope is short and slightly conical, the diameter at the lower end of the tube being 2·5 centimetres (1″) and the upper 3 centimetres (1⅛″), while the outer rim of the funnel-shaped flange is 5 centimetres (2″) in diameter. The strong handle is set on this. The obturator is like that in the other specula.



3991.

		£	s.	d
3991	Sphinctermeter or Sphincter-Calibrator . . . each	0	7	6

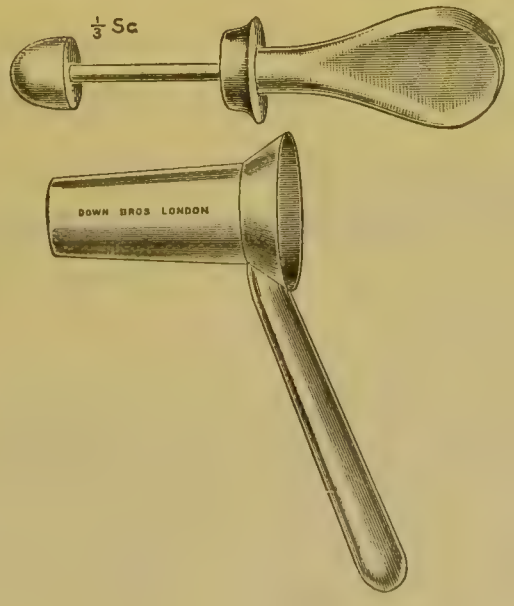

3992.

3992	Sphincteroscope . . . . . each	0	17	6

No. **Kelly's Complete Set of Instruments for Examination of the Rectum,** *continued,*—

£ *s. d.*

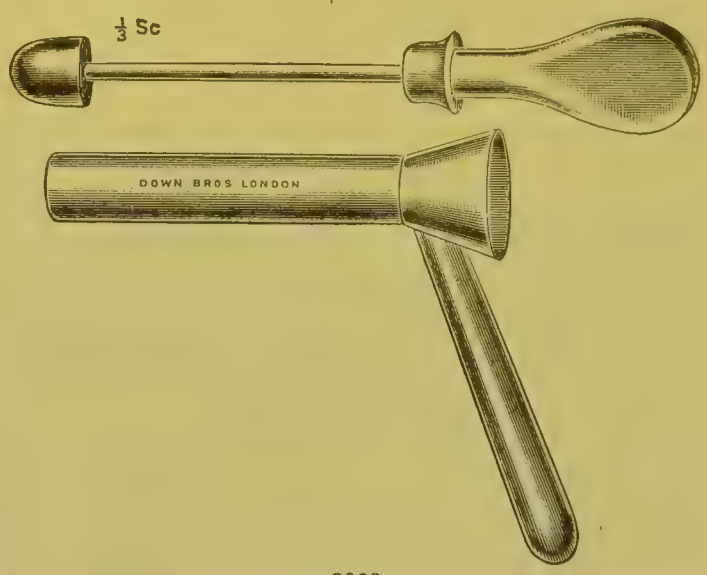

3993.

3993 **Short Proctoscope** . . . . . each 0 14 6

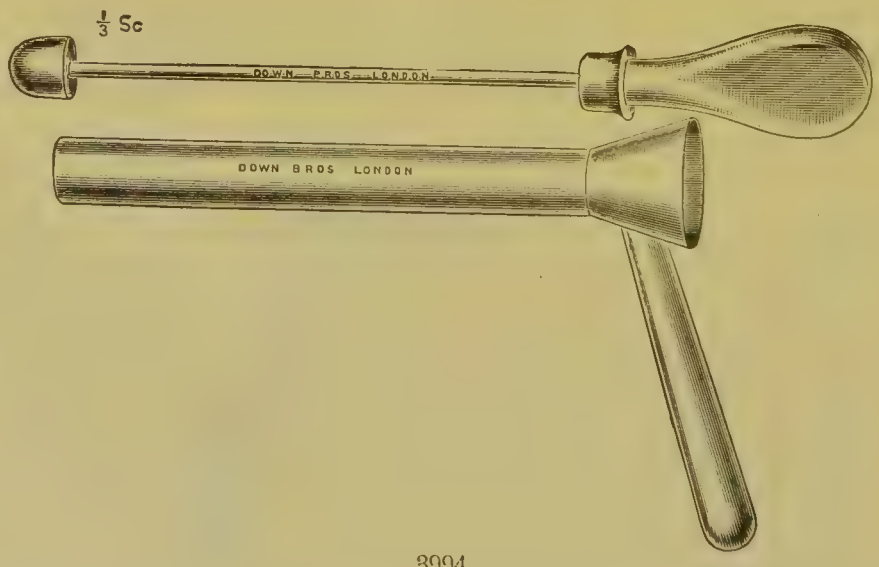

3994.

3994 **Long Proctoscope** . . . . . each 0 16 6

No. **Kelly's Complete Set of Instruments for Examination of the Rectum,** *continued*,—



3995.

		£	s.	d.
3995	Sigmoidoscope . . . . . each	1	1	0



A



B

3996.

Sponge Holders,—

3996	Rectum, 2 lengths, 9 and 12 in. . . . . each	0	2	6



3997.

3997	Sigmoid, 18 in. . . . . each	0	3	0

No.

Enemas, Injection Syringes, Rectal and Vaginal Douches.

		£	s.	d.
	Brass Enemas,—			
3998*	With mohair Tube and metal Pipe, in mahogany case . .	0	9	6
3999*	With O'Beirn's 18-in. Rectum Pipe, in mahogany case . .	0	13	6
4000*	Ditto, with addition of metal Rectum Pipe and elastic gum Vagina Pipe, in mahogany case	0	19	6

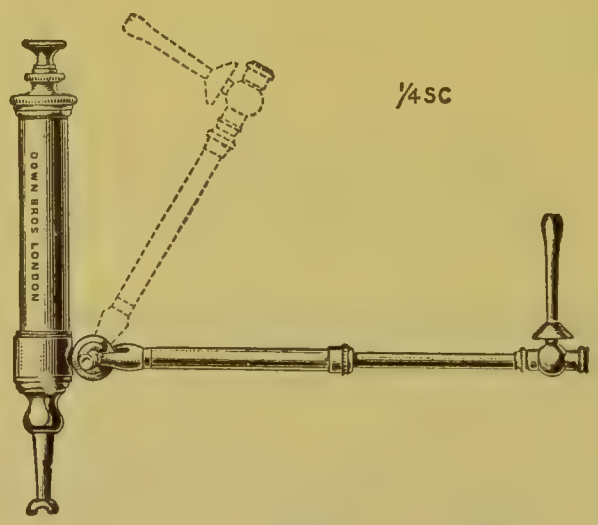

4001.

4001	With metal telescopic Tube, double action (continuous stream), in mahogany case	0	18	9
4002*	Ditto, single action, in mahogany case	0	15	0
4003*	Ditto, ditto, small, very portable, for dressing case or travelling bag, in leather case	0	12	6

* The items marked thus * are not illustrated.

No.

Enemas, Injection Syringes, etc., *continued*,—

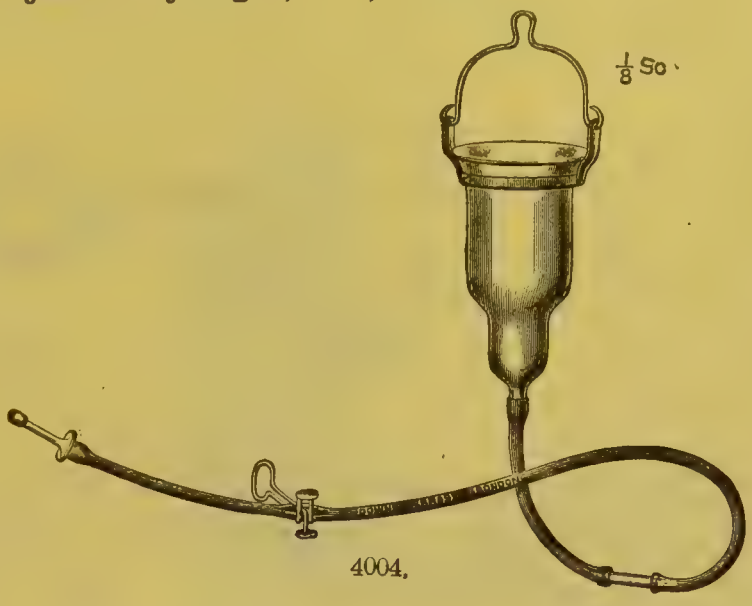

4004.

No.		£	s.	d.
4004	**Herschell's Olive Oil Siphon** . . . . . each	0	11	6

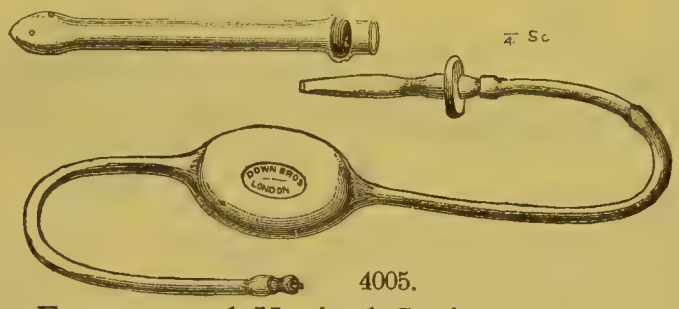

4005.

Higginson's Enemas and Vaginal Syringes,—

4005	Aseptic (Down Bros.' expired patent), with glass Rectum and Vaginal Pipes in cedar boxes . . . . . per doz.	2	2	0
4006*	Ditto, ditto, superior quality red rubber, suitable for hot climates, in cedar boxes . . . . . per doz.	2	10	0

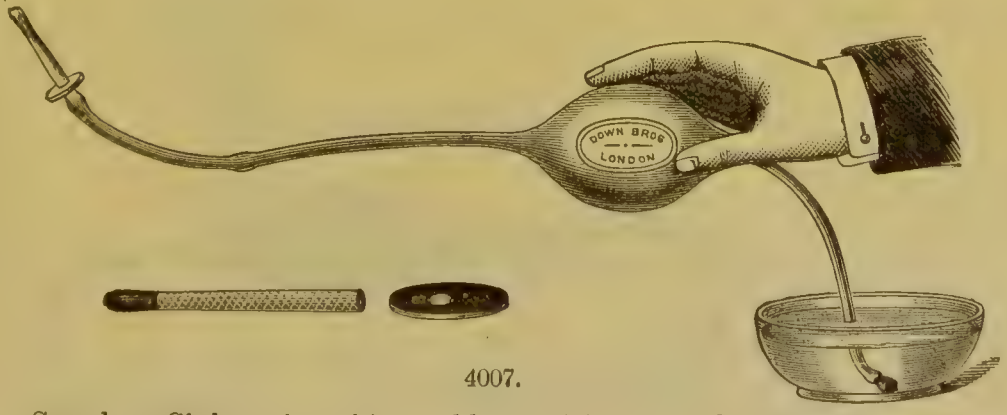

4007.

4007	Seamless Siphon, in white rubber, with Vaginal Pipe and Shield, in cedar boxes . . . . . per doz.	1	14	6
4008*	Ditto, ditto, "Hospital," slightly smaller, in card boxes ,,	1	7	0
4009*	Ditto, superior, black enamelled, in cloth boxes . ,,	3	0	0
4010*	Ditto, second quality, black enamelled, in cedar boxes ,,	1	19	6

* The items marked thus * are not illustrated.

No.

Enemas, Injection Syringes, etc., *continued,*—



4011.

		£	s.	d.
	Higginson's Enemas and Vaginal Syringes, *continued,*—			
4011	Red rubber, suitable for hot climates, with Vaginal Pipe and Shield, in cedar boxes . . . . . per doz.	2	1	0



4012.

4012	**Red Rubber,** "The Limpet," with Rubber sucker ends with bone pipes, Elastic Vagina Pipes, and Shields in cedar boxes. . . . . per doz.	2	14	0
	If fitted with Glass Rectum and Vagina Pipes . „	3	3	0

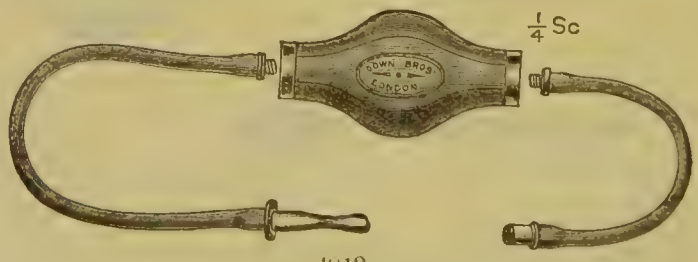

4013.

4013	With Vagina Pipe and Shield, in cedar boxes . . . per doz.	2	1	0
4014*	Ditto, with screw mounts and extra elastic Rectum Pipe, for children, in cedar boxes . . . . . per doz.	2	17	0

* The items marked thus * are not illustrated.

No. **Enemas, Injection Syringes, etc.,** *continued,*—

£ s. d

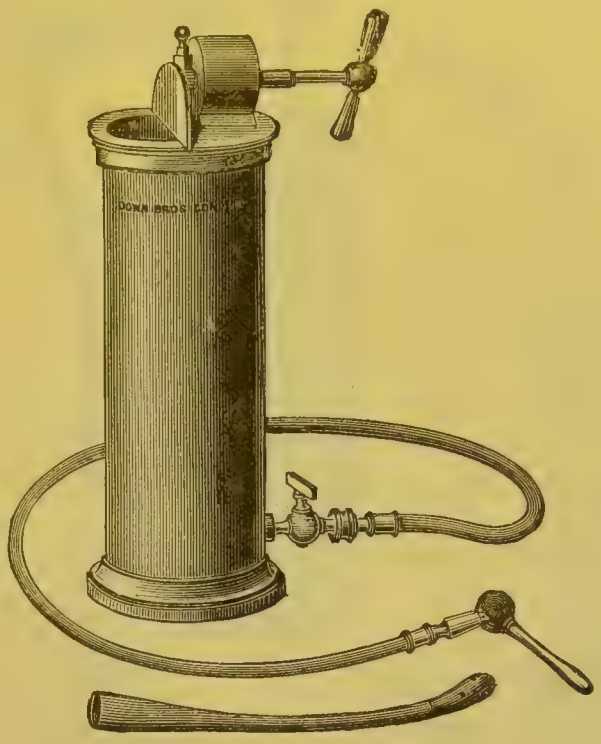

4015.

Irrigateurs,—

4015 Dr. Eguisier's, in mahogany boxes, No. 1, ½ pint, 18*s.*; No. 2, 1 pint, 20*s.*; No. 3, 1½ pint 1 4 0



4016.

4016 **Kennedy's Enemas,** with metal Rectum and elastic Vaginal Pipe, in case 0 11 6

4017* Ditto, best, with metal Rectal Pipes, for adults and children, and elastic Vaginal Pipe, in case 0 16 6

* The items marked thus * are not illustrated.

No. **Enemas, Injection Syringes, etc.,** *continued*,— £ *s.* *d.*



4018.

Reservoir Enemas,—

4018 Best brass bronzed, double action, giving continuous stream
each 1 7 0



4019.

Feeding Enemas,—

4019 Ward Cousins' Siphon "Rectal Alimentation Tube" . each 0 6 6
4020* Lane's, with glass barrel and Stopcock, as used at Guy's „ 1 5 0



4021.

4021 **Glass Syringes, Female,** per doz., ½-oz., 2*s.*; 1-oz., 3*s.* 3*d.*; 2-oz., 5*s.* 6*d.*; 3-oz., 9*s.*; 4-oz. 0 12 0

Glass Syringes, Male (*see pages* 650–651).

* The items marked thus * are not illustrated.

No. **Enemas, Injection Syringes, etc.,** *continued*,—



4023.



4024.

£ s. d.

Glycerine Syringes (also known as Oidtmann's Syringes),—

4022* Glass, entirely of glass . . . per doz., 2-dram, 6*s.*; ½-oz. 0 7 0

4023 Vulcanite . . . . per doz., 1-dram, 13*s.*; 2-dram 0 15 0

4024 Ditto, with glass barrel, per doz., 1-dram, 12*s.*; 2-dram, 14*s.*; ½-oz. 0 19 0



4025.

4025 With india-rubber Ball and soft elastic Pipe, 3-dram . each 0 2 9

* The items marked thus * are not illustrated.

No. **Enemas, Injection Syringes, etc.,** *continued*,—

£ s. d.



4026.



4027.

4026 **India-rubber Ball Syringes,** with bone Pipes, for children,
per doz., 1-oz., 10*s.*; 1½-oz., 13*s.*; 2-oz., 15*s.*; 3-oz. 0 19 6

4027 Ditto, with elastic Pipes, for children, per doz., 1-oz., 13*s.* 6*d.*;
1½-oz., 16*s.* 6*d.*; 2-oz., 18*s.* 6*d.*; 3-oz. 1 3 0



4028.

4028 **India-rubber Injection Syringes,** with bone Pipes, per doz.,
1-oz., 13*s.*; 2-oz., 18*s.*; 3-oz., 22*s.*; 4-oz., 26*s.*; 6-oz., 32*s.*;
8-oz., 40*s.*; 10-oz. 2 10 0

No.

Enemas, Injection Syringes, etc., *continued*,—



4029.



4030.

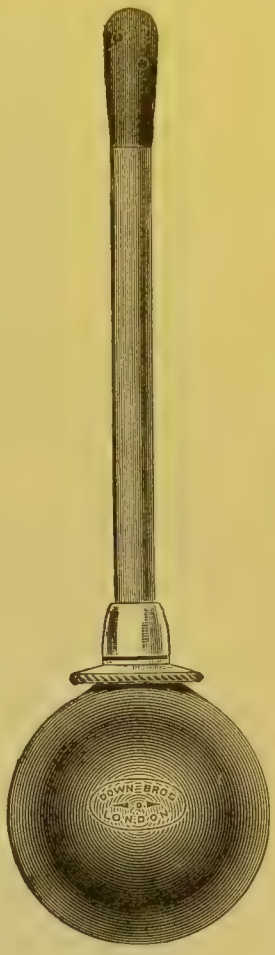

4031.

£ s. d.

India-rubber Injection Syringes, *continued*,—

4029 With elastic Pipes, per doz., 1-oz., 16*s.* 6*d.*; 2-oz., 21*s.* 6*d.*; 3-oz., 25*s.* 6*d.*; 4-oz., 28*s.* 6*d.*; 6-oz., 35*s.* 6*d.*; 8-oz., 43*s.* 6*d.*; 10-oz. 2 13 6

4030 With reversible elastic Pipes, 4-oz. . . . . each 0 4 6

4031 **India-rubber Ball Vaginal Syringes**, with elastic Pipes, per doz., 2-oz., 21*s.* 6*d.*; 3-oz. 1 6 0

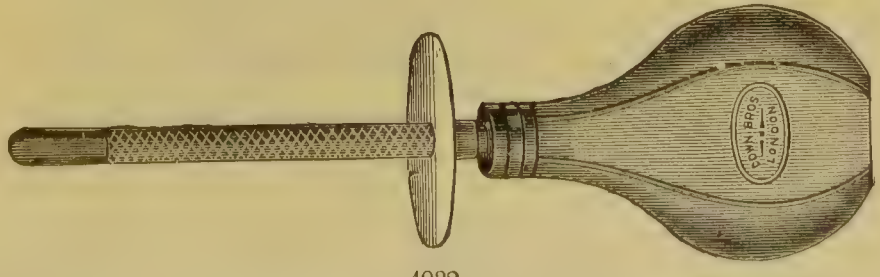

4032.

4032 **India-rubber Vaginal Syringes**, with elastic Pipes, per doz., 2-oz., 28*s.*; 3-oz., 32*s.*; 4-oz., 36*s.*; 6-oz., 42*s.*; 8-oz., 50*s.*; 10-oz. 3 0 0

No.

Enemas, Injection Syringes, etc., *continued*,—

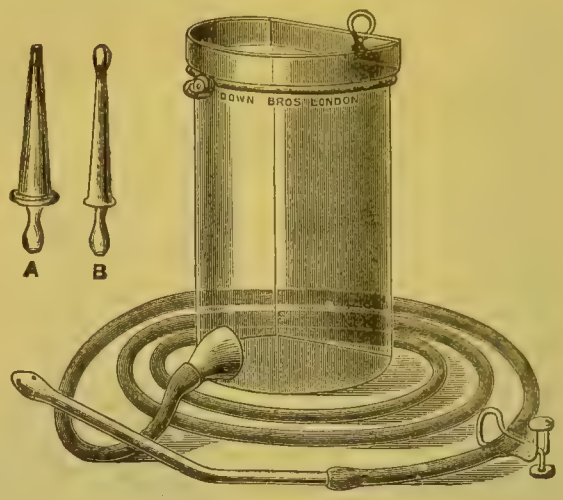

4033.

Rectum and Vaginal Douches,—

		£	*s.*	*d.*
4033	Aseptic Douche, consisting of glass Reservoir, 8 feet india-rubber Tube, with spring Clip, and glass Vaginal Pipe, each, 3 pint, 10*s.*; if fitted with metal rim and loop to hang up	0	12	6
	Conical (A) or Bulbous (B) glass Pipes for Rectum, Wounds, etc. per doz.	0	3	0
	Spare Reservoirs . each, 5*s.* 6*d.*; with metal rim and loop	0	7	6



4034.

4034	Earthenware Reservoir, 8 feet india-rubber Tube, with Stop-cock and glass Vaginal Pipe, each, 1½ pint, 6*s.* 6*d.*; 2 pint, 7*s.*; 3 pint, 7*s.* 6*d.*; 4 pint	0	8	6
	Spare Reservoirs, each, 1½ pt., 1*s.*; 2 pt., 1*s.* 6*d.*; 3 pt., 2*s.*; 4 pt.	0	3	0

No.

Enemas, Injection Syringes, etc., *continued*,—



4035.



4037.

		£	s.	d.
	Rectum and Vaginal Douches, *continued*,—			
4035	Earthenware Reservoirs to hang up, one size only, 3 pint each	0	2	3
4036*	Ditto, fitted with 8 feet I.R. Tube, spring Clip and glass Vaginal Pipe . . . . . each	0	7	3
4037	Enamelled Iron Reservoirs, each, 2 pint, 4*s.* 6*d.*; 3 pint, 5*s.* 3*d.*; 4 pint, 6*s.*; 6 pint	0	7	6
4038*	Ditto, fitted with 8 feet I.R. Tube, spring Clip and glass Vaginal Pipe, each, 2 pint, 9*s.* 6*d.*; 3 pint, 10*s* 3*d.*; 4 pint, 11*s.*; 6 pint	0	12	6



4039.

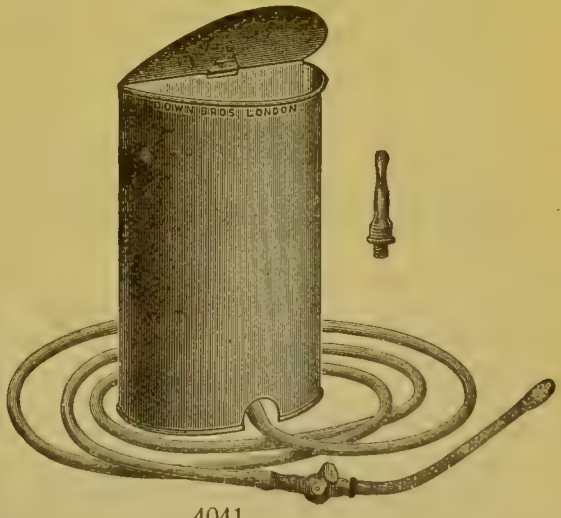

4041.

4039	Japanned tin Reservoir, with vulcanite Vagina Pipe and plain Stopcock, each, 2 pint, 7*s.* 6*d.*; 3 pint, 8*s.*; 2 quart, 8*s.* 6*d.*; 3 quart	0	9	0
4040*	Ditto, ditto, with glass Vagina Pipe and plain Stopcock or Spring Clip, each, 2 pint, 7*s.*; 3 pint, 7*s.* 6*d.*; 2 quart, 8*s.*; 3 quart	0	8	6
4041	Japanned tin Reservoir, with 8 feet stout I.R. Tube and vulcanite Rectum and Vagina Pipes and improved Stopcocks, each, 2 pint, 10*s.*; 3 pint, 10*s.* 6*d.*; 2 quart, 11*s.*; 3 quart	0	11	6
	Spare Reservoirs, each, 2 pint, 2*s.* 6*d.*; 3 pint, 3*s.*; 4 pint, 3*s.* 6*d.*, 6 pint, 4*s.*; 2 gallon	0	10	6

* The items marked thus * are not illustrated.

No. **Enemas, Injection Syringes, etc.,** *continued*,—



4042.

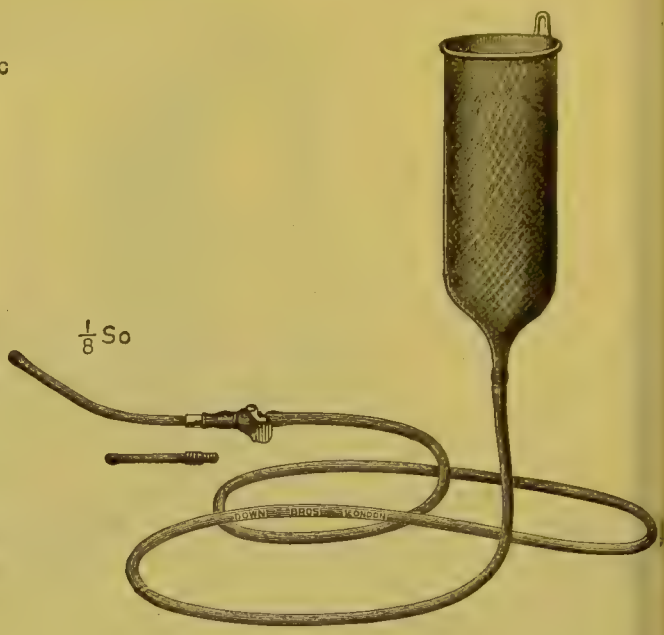

4043.

		£	s.	d.
	Rectum and Vaginal Douches, *continued*,—			
4042	Japanned Frames, with Glass Reservoirs, fitted with 8 feet I.R. Tube, spring Clip and curved glass Vaginal Pipe, each, 1 pint, 6*s.* 9*d.*; 2 pint, 7*s.*; 3 pint, 7*s.* 6*d.*; 4 pint . .	0	8	3
	Spare Reservoirs, with metal frames, each, 1 pint, 1*s.* 9*d.*; 2 pint, 2*s.*; 3 pint, 2*s.* 6*d.*; 4 pint	0	3	3
	Spare Glass Reservoirs only, each, 1 pint, 8*d.*; 2 pint, 1*s.* 3*d.*; 3 pint, 1*s.* 9*d.*; 4 pint	0	2	3
4043	India-rubber Reservoir, for travelling, etc., with vulcanite Vaginal and Rectal Tubes and Stopcock . . . each	0	13	6



4044.

4044	With vulcanite Elbow and Sinker, for use in ordinary jug, with vulcanite Vaginal Pipe and Stopcock . . each	0	5	3

No. **Enemas, Injection Syringes, etc.,** *continued,*—



4045.

No.		£	s.	d.
	Rectum and Vaginal Douches, *continued,*—			
4045	Rotunda Hospital pattern, of extra large stout rubber Tubing, with glass Pipe . . . . . each	0	7	0

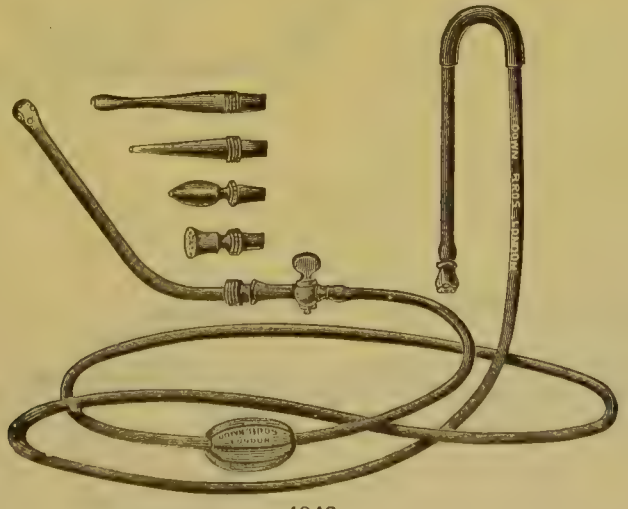

4046.

4046	The Universal, with Pipes for Vagina, Rectum, Eye, Nose, and Wounds . . . . . each	0	8	6

No.

Enemas, Injection Syringes, etc., *continued*,—



4048.



4052.

		£	s.	d.
	Rectum Tubes,—			
4047*	Bone Pipes to plug into Enema Bottles . . . per doz.	0	3	0
4048	Elastic Gum (O'Beirne's) to plug over bone Pipes, per doz., 3-in., 4*s.*; 6-in., 4*s.*; 10-in., 18*s.*; 24-in.	1	16	0
4049*	Ditto, to fit into brass mounts, per doz., 10-in., 12*s.*; 20-in., 20*s.*; 24-in.	1	4	0
4050*	Ditto, with bone mounts, to plug into Enema Bottles, per doz.	0	6	6
4051*	Ditto, silk web, 10-in., to plug over bone Pipes . . each	0	2	6
4052	Glass, conical (A) or bulbous (B) pointed, to fit to Douche or Higginson's Syringe . . . . . per doz.	0	3	0
4053*	India-rubber, to plug over bone Pipes, (as 4048) . „	0	15	0
4054*	Ditto, ditto, small for children, 5-in. . . . „	0	8	0
4055*	Ditto, ditto, Harrison Cripp's, 10-in., with hole at side „ .	1	19	0



4056.

4056 India-rubber, Langdon's, 60-in., for Colon . . . each 0 5 0



4057.

4057 India-rubber, Turck's, double channel for Colon . . each 0 5 6

* The items marked thus * are not illustrated.

No. **Enemas, Injection Syringes, etc.,** *continued*,—



4058.

		£	s.	d.
	Rectum Tubes, *continued*,—			
4058	India-rubber, for Flatus . . . . . each	0	3	6



4059.



4060.

Combined Rectum and Vaginal Pipes (DOWN BROS.' expired patent),—

4059	Curved, to fit Higginson's Enemas or Syphon Douches,	per doz.	0	16	0
4060	Straight	„	0	15	0



4061.

Vaginal Pipes,—

4061	Elastic gum, to plug over bone Pipes (as used with Higginson's Enemas, Nos. 4007–4014)	per doz.	0	2	9
	India-rubber, ditto, ditto	„	1	4	0
4062*	Elastic Gum, to fit into I.R. Bottles as Fig. 4032 .	„	0	13	0

* The items marked thus * are not illustrated.

No.

Enemas, Injection Syringes, etc., *continued*,—



4063.



4064.



4065.

Vaginal Pipes, *continued*,—

		£	*s.*	*d.*
4063	Glass, straight, plain . . . . . per doz.	0	3	0
	These are also made in Green Glass, price 7*s.* per doz.			
4064	Ditto, ditto, grooved . . . . . per doz.	0	14	0
4065	Ditto, Hewitt's . . . . . „	0	14	0



4066.



4067.

4066	Glass, curved, plain . . . . . per doz.	0	4	0
4067	Ditto, ditto, grooved . . . . . „	0	15	0



4068.

4068	Glass, Queen Charlotte's Hospital pattern . . per doz.	0	5	0

No.

Enemas, Injection Syringes, etc., *continued,*—

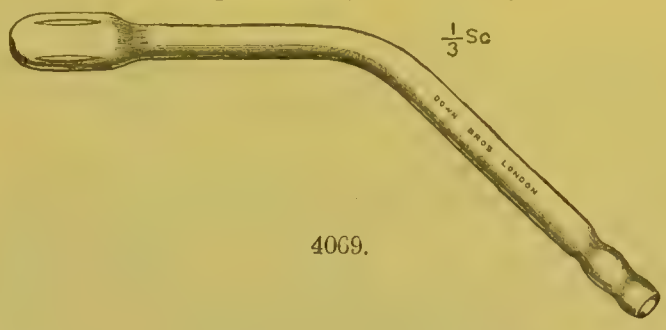

4069.

Vaginal Pipes, *continued,*— £ *s.* *d.*

4069 Glass, Vienna model, with longitudinal slits at end instead of holes . . . . . per doz. 1 1 0

4070* Ditto, "Sigmoid," as used at the Rotunda Hospital, Dublin . . . . . per doz. 0 8 0



4071.



4072.

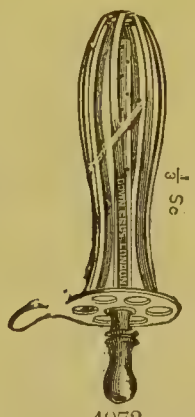

4073.

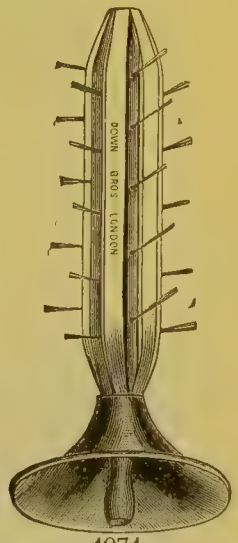

4074.

4071 Greenway's vulcanite . . . . . each 0 5 6

4072 Roberts' . . . . . „ 0 6 6

4073 Smith's metal . . . . . „ 0 5 6

4074 Snyder's metal . . . . . „ 0 6 6

4075* Vulcanite, with Stopcock (as shown with Douche, Fig. 4039, page 931) . . . . . per doz. 0 15 0

4076* Ditto, with push Stopcock and Rectum Pipe (as shown with Douche, Fig. 4041, page 931) . . . . . per doz. 2 2 0



4077.

4077 Bath Speculum, to dilate the Vagina when using the Douche, etc., 3 sizes . . . . . each 0 1 6

* The items marked thus * are not illustrated.

No.

Tooth Instruments.



4078.

No.	Tooth Instruments,—	£	s.	d.
4078	**Set,** the "Guy's" case. Consisting of 6 pairs extra light patterns Tomes' Tooth Forceps (Nos. 4105–4110), 2 Moon's Elevators (Nos. 4094, 4095), 2 double Searchers, and Mouth Mirror, in pouch	3	9	6
	Nickel plated, 4*s.* 6*d.* extra.			
4079*	**Set.** Consisting of Druitt's selection of 7 pairs Tomes' Tooth Forceps (Nos. 4098–4104), in pouch	2	12	0
	Nickel plated, 5*s.* 3*d.* extra.			
4080*	**Set.** Consisting of 10 pairs Tomes' Tooth Forceps . . .	3	13	0
	Nickel plated, 7*s.* 6*d.* extra.			
4081*	**Set.** Consisting of 12 pairs Tomes' Tooth Forceps, in pouch .	4	8	0
	Nickel plated, 9*s.* extra.			
4082*	**Set.** Consisting of 15 pairs Tomes' Tooth Forceps, in pouch .	5	11	6
	Nickel plated, 11*s.* 3*d.* extra.			
4083*	**Set.** Consisting of 15 pairs Tomes' Tooth Forceps, 3 Thomson's Elevators, Mouth Mirror, Spring Gum Lancet, 2 double Searchers, and pair of Stopping Forceps for Cotton Wool, in pouch	7	5	6
	Nickel plated, 11*s.* 3*d.* extra.			

* The items marked thus * are not illustrated.

No.

Tooth Instruments, *continued*,—



4084.

Tooth Instruments, *continued*,— £ *s.* *d.*

4084 **Set.** Consisting of 15 pairs Tomes' Tooth Forceps, 3 Thomson's Elevators, Mouth Mirror, Gum Lancet, 2 double Searchers, and pair of Stopping Forceps for Cotton Wool, in brass-bound polished mahogany case 8 18 6

Nickel plated, 11*s.* 3*d.* extra.



4085.

4085 **Set ("Navy Regulation").** Consisting of 9 pairs Tomes' Tooth Forceps, 1 each right and left curved Elevators, 2 Scalers, 6 Burrs, 1 double enamel Chisel, 1 Dental Probe, 4 Excavators, 3 Stoppers, 1 Tweezers, 1 Amalgam Spoon, 1 Spatula, 1 Mortar and Pestle, Glass Slab, Copper Amalgam, Mercury, Metallic Filings and Phosphate Cement, in handsome brass-bound mahogany case 12 0 0

No.	**Tooth Instruments,** *continued*,—	£	*s.*	*d.*
4086*	**Pouches,** leather, with strap and buckle, for Tooth Instruments, each, 6-hole, 5*s.*; 8-hole, 6*s.* 8*d.*; 10-hole, 8*s.* 4*d.*; 12-hole, 10*s.*; 14-hole, 11*s.* 8*d.*; 16-hole, 13*s.* 4*d.*; 18-hole . .	0	15	0



4087.



4090.

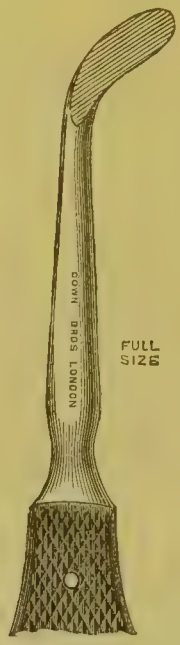

4091.



B

Elevators, nickel plated,—

4087	Clendon's straight, ebony handles	each	0	3	6
4088*	Ditto, curved right and left, ditto	„	0	3	6
4089*	Ditto, swivel, ditto	„	0	7	6
4090	Coleman's straight, ebony handles	„	0	5	6
4091	Ditto, curved right (A) and left (B), ditto . . .	„	0	5	6
4092*	Ditto, forged out of solid, curved to right or left, and straight	„	0	6	0



4093.



4094.



4095.



4096.



A



4097. B

4093	Guy's straight, ebony handles	each	0	5	0
4094	Moon's ditto, ditto	„	0	5	0
4095	Ditto, angular, ditto	„	0	5	0

* The items marked thus * are not illustrated.

No

Tooth Instruments, *continued*,—

£ s. d.

Elevators, nickel plated, *continued*,—

4096 Thomson's straight, ebony handles . . . . . each 0 4 6

4097 Ditto, curved right (A) and left (B), ditto . . . „ 0 4 6



4098.
Upper Molars, Right.

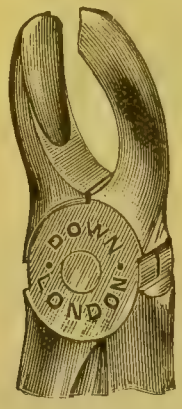

4099.
Upper Molars, Left



4100.
Lower Molars.



4101.
Upper Incisors and Canines.

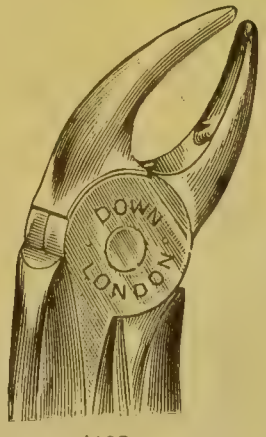

4102.
Lower Incisors and Canines.



4103.
Upper Stumps.

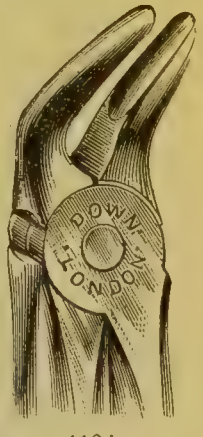

4104.
Lower Stumps.

Forceps (if nickel plated, 9*d*. each extra),—

4098 to 4104 Druitt's selection of 7 pairs of Tomes' . . . . each 0 6 6

Tomes' and Guy's pattern Tooth Forceps with take-off joint, 1*s*. each extra. The following patterns in stock (nickel plated):— 4098 to 4110, 4113, 4114, 4124 and 4125.

No.

Tooth Instruments, *continued*,—



4110.
Upper Stumps.



4105.
Upper Molars, Right.

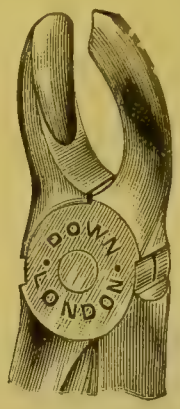

4106.
Upper Molars, Left.



4107.
Lower Molars.

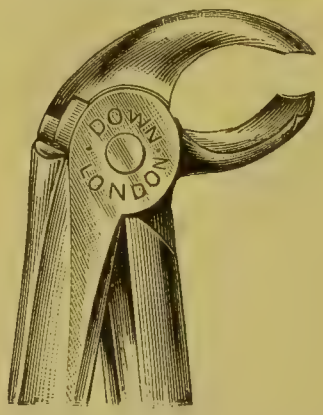

4108.
Lower Molars.



4109.
Lower Stumps.

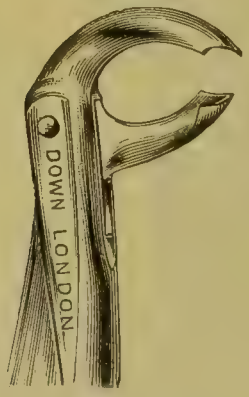

4111.
Lower Molars.

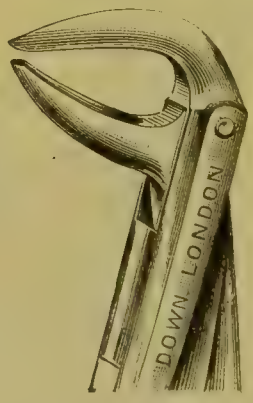

4112.
Lower Stumps.

No.	Forceps (if nickel plated, 9*d.* each extra), *continued*,—		£	*s.*	*d.*
4105 to 4110	"Guy's" patterns, extra light	. each	0	7	0
4111	Lower Molar Hawk's-bill, with "cut-through joint" .	,,	0	8	0
4112	Lower Stumps, with "cut-through joint" . . .	,,	0	8	0

No.

Tooth Instruments, *continued*,—



4113.
Upper Bicuspids.

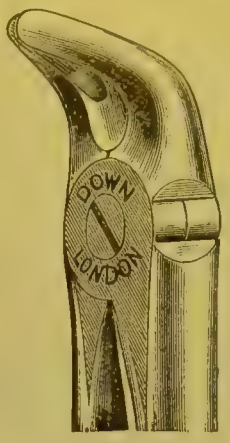

4114.
Lower Bicuspids.



4115.
Hawk's-bill Lower Bicuspids.

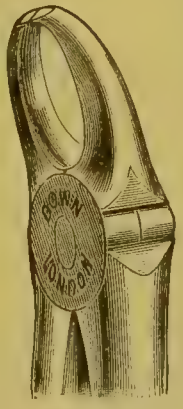

4116.
Excising.

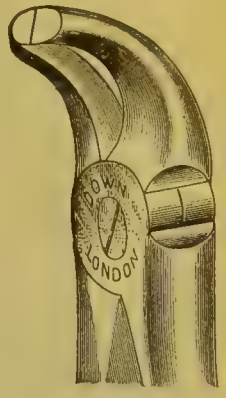

4117.
Excising.

4113 to 4115 4116 4117

Forceps (if nickel plated, 9*d*. each extra), *continued*,—

		£	*s.*	*d.*
Tomes' Bicuspids	. each	0	6	6
Ditto, Excising, for upper jaw	,,	0	6	6
Ditto, ditto, for lower jaw	,,	0	6	6



Lower Molar, Right.



4118.
Lower Molar, Left.

4118 Tomes' Lower Molar Hawk's-bill, right (A) and left (B) . each 0 7 0

No.

Tooth Instruments, *continued*,—



4119.
Lower Molar.

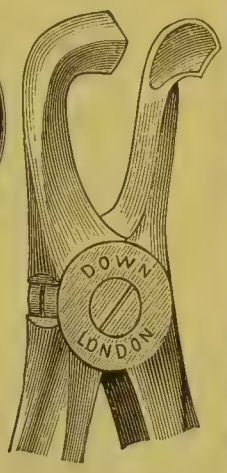

4120.
Lower Back Molar.

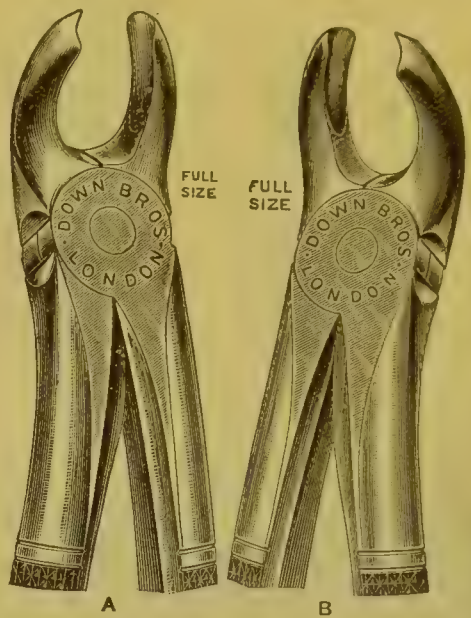

4121.
Upper Back Molars.

Forceps (if nickel plated, 9*d.* each extra), *continued*,—

		£	*s.*	*d.*
4119	Tomes' Lower Molar, to hold out cheek . . . . each	0	7	6
4120	Ditto, Lower Back Molar . . . . . „	0	7	0
4121	Ditto, Upper Back Molars, right (A) and left (B) . „	0	7	0



4122.
Lower Molar Stumps.

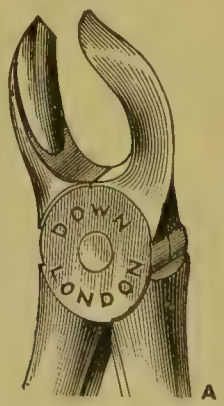

4123.
Upper Molar, Right.



Upper Molar, Left.

4122	Tomes' Lower Molar Stumps . . . . . each	0	7	0
4123	Ditto, Upper Molar Stumps, right (A) and left (B) . „	0	7	6

Tooth Instruments, *continued,*—



4132.
"Universal" Stump.

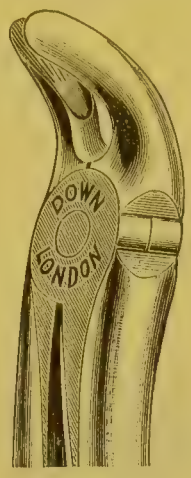

4124.
Upper Wisdom.

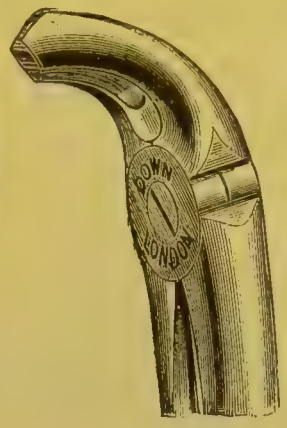

4125.
Lower Wisdom.

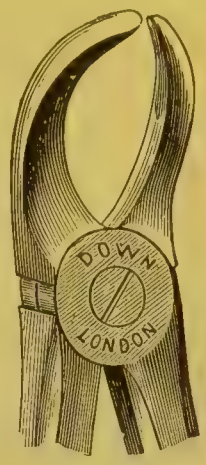

4126.
Lower Back Stumps.



4127.
Upper Stumps.

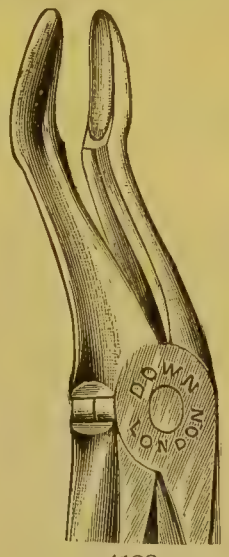

4128.
Upper Stumps.



4129.
Upper Stumps.

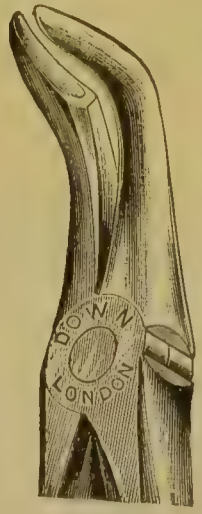

4130.
Lower Stumps.

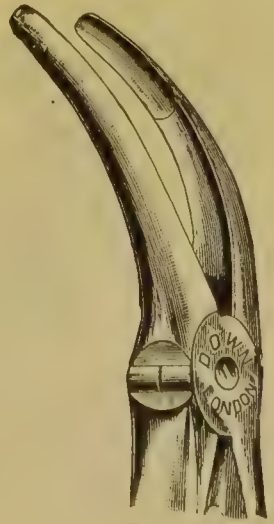

4131.
Lower Stumps.

No.		£	s.	d.
	Tooth Instruments, *continued,*—			
	Forceps (if nickel plated, 9*d.* each extra), *continued* —			
4124	Tomes', Upper Wisdoms . . . . . each	0	6	6
4125	Ditto, Lower Wisdoms . . . . . „	0	6	6
4126	Ditto, Lower Back Stumps . . . . . „	0	7	0
4127	Ditto, Upper Stumps with long fangs, for back of mouth „	0	7	0
4128	Ditto, ditto, ditto . . . . . „	0	7	0
4129	Ditto, ditto, ditto . . . . . „	0	7	0
4130	Ditto, lower, ditto, ditto . . . . . „	0	7	0
4131	Ditto, ditto, ditto, ditto . . . . . „	0	7	0
4132	Gilbert Walker's "Universal" Stumps . . . . . „	0	8	6
4133*	Tomes', for Temporary Teeth, Upper Molars, Lower Molars, Upper Incisors, and Lower Incisors . . . . each	0	6	6

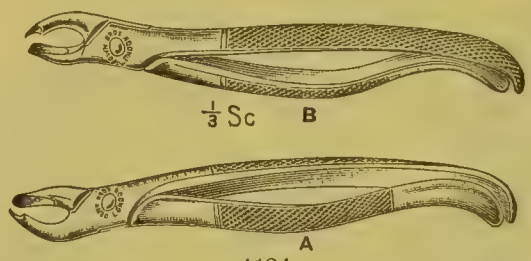

4134.

4134	Upper Molars, right (A) and left (B), with pin-joints and shaped handles . . . . . each	0	7	6

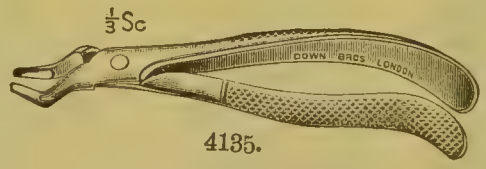

4135.

4135	Upper Stumps, Robbin's . . . . . each	0	7	6



4136.



4137.

Amalgam Carriers, nickel plated,—

4136	With Spring, straight . . . . . each	0	5	6
4137	Ditto, curved . . . . . „	0	5	6

* The items marked thus * are not illustrated.

No. **Tooth Instruments,** *continued*,—



4138.

		£	s.	d.
4138	Burrs and Drills, in handles, nickel plated, A to P, per doz.	0	10	0

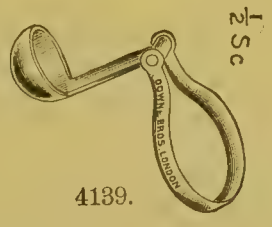

4139.

4139	Burr Thimble	each	0	2	0



1703.



1704.

Cotton Wool Caskets,—

1703	For fresh Wool	each	0	3	6
1704	For waste Wool	„	0	3	6
4140*	Dental Engine, Shaw's	„	7	17	6
4141*	Enamel Cutters, nickel plated	per doz.	0	18	0

* The items marked thus * are not illustrated.

No.

Tooth Instruments, *continued*,—

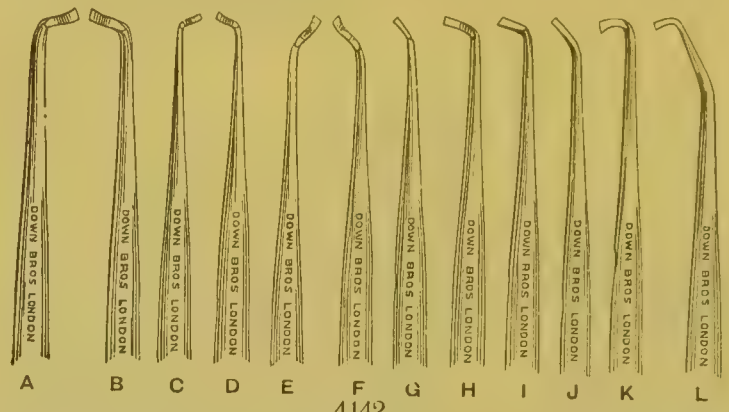

4142.

		£	s.	d.
4142	**Excavators, nickel plated,** A to L . . . per doz.	0	10	0
4143*	Double, ditto . . . . . ,,	0	18	0
4144*	Spoon, ditto . . . . . ,,	0	10	0
4145*	**Files,** dividing . . . . . ,,	0	4	0
4146*	Ditto, for stumps, 6 patterns . . . . . ,,	0	6	0



4147.

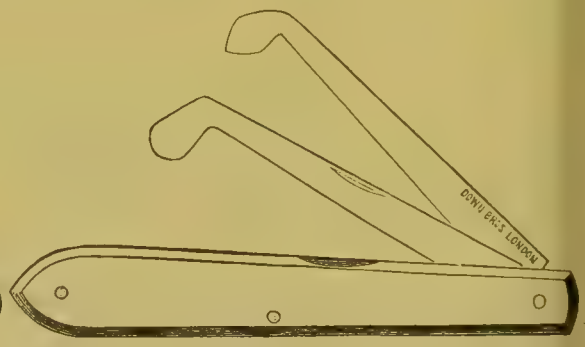

4148.

Gum Lancets, with metal scales,—

4147	Spring back, 1 blade . . . . . each	0	3	6
4148	Ditto, 2 blade . . . . . ,,	0	6	6



4149.

4149	Spring back, 3 blade . . . . . each	0	9	6
1038*	Lock back, 1 blade . . . . . ,,	0	4	6
4150*	Skeleton handles, each, 1 blade, 2*s.* 6*d.*; 2 blade, 3*s.* 9*d.*; 3 blade	0	6	0
4151*	With fixed 3-in. handle, forged out of solid steel and nickel plated . . . . . each	0	3	0

* The items marked thus * are not illustrated.

No.

Tooth Instruments, *continued*,—

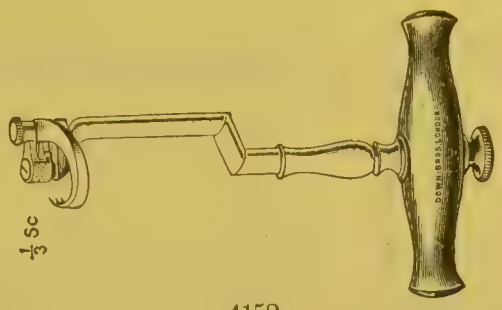

4152.

		£	s.	d.
	Keys, nickel plated (each fitted with 3 Claws),—			
4152	Fox's, with metal handle . . . . . each	0	9	0
4153*	Ditto, with spring Bolt . . . . . „	0	10	6

Mouth Gags (*see pages* 1101–1111).

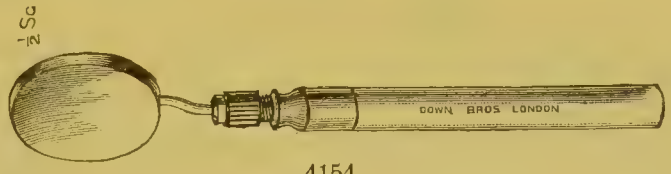

4154.



4155.

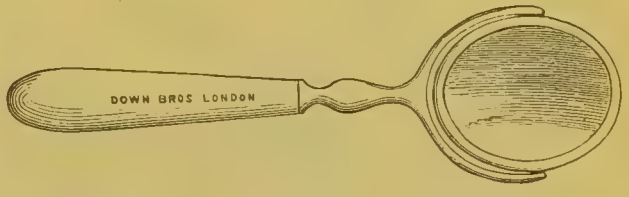

4156.

		£	s.	d.
	Mouth Mirrors,—			
4154	Ball and socket action, each, with ebony handle, 6*s.* 6*d.*; ivory	0	9	6
4155	Plain, with ivory handle . . . . . each	0	3	9
4156	Swing action, with ivory handle . . . . . „	0	5	3



4157.

4157	Curved . . . each, with ebony handle, 8*s.* 3*d.*; ivory	0	10	3



4158.

4158	Round Mirror and ebony handle . . . . . each	0	3	9

Mouth Props (*see page* 1110).

* The items marked thus * are not illustrated.

No.

Tooth Instruments, *continued*,—

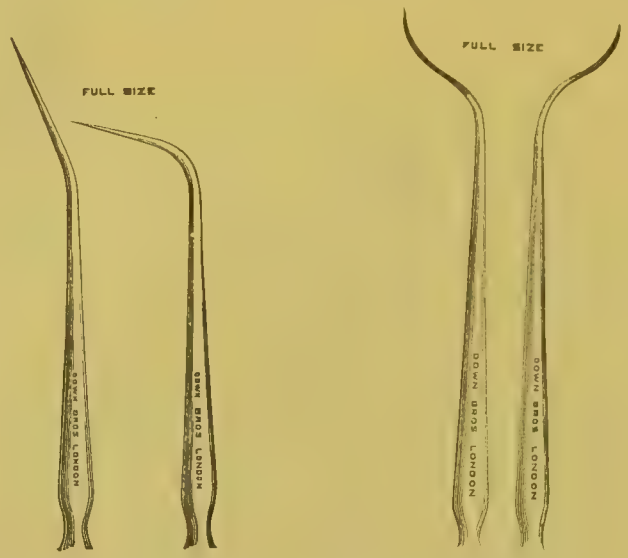

A 4159. B

Probes and Searchers, nickel plated,—

		£	*s.*	*d.*
4159	Double ended, 2 forms (A and B) . . . . . each	0	1	6
4160*	Hunter's, as Fig. 4159*b*, but blunt pointed . . . „	0	1	6



4161.

Scalers, nickel plated,—

4161	Steel octagon handles, A to L . . . . . per doz.	0	16	0



4162.

4162	Set of 6, fitting one handle, "portable," in case . . .	0	13	6

* The items marked thus * are not illustrated.

No. **Tooth Instruments,** *continued*,—



721.

		£	s.	d.
	Silk,—			
721	Dentists' Twist . . . . . per hank	0	0	7

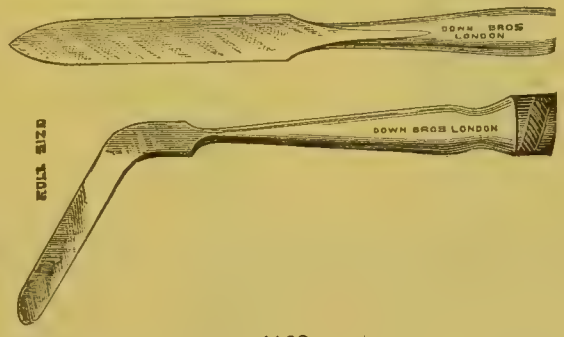

4163.

Spatulas, nickel plated,—

4163	Double ended . . . . . each	0	2	0



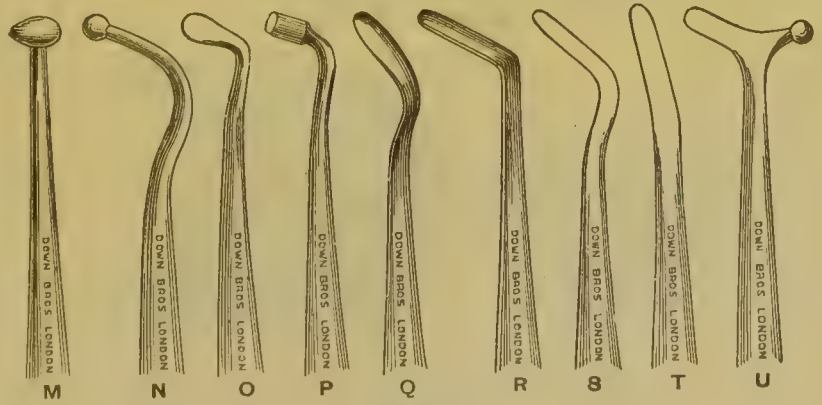

4164.

Stoppers and Burnishers, nickel plated,—

4164	Steel octagon handles, A to U . . . . . per doz.	0	15	0

No.

Tooth Instruments, *continued*,—



A



B

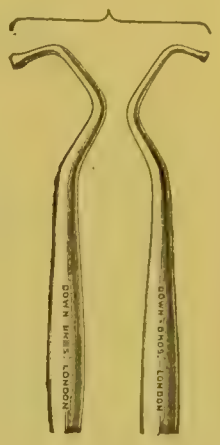

C

4165.

Stoppers and Burnishers, nickel plated, *continued*,— £ *s.* *d.*

4165 Ladmore's, double ended, 3 patterns, A, B and C . . each 0 2 6



4166.



4167.



4168.

4166 Plastic Filler, double ended . . . . . each 0 2 6

4167 Wallis' "Dirigo" . . . . . „ 0 2 6

4168 Williams', ditto . . . . . „ 0 2 6

$\frac{1}{3}$Sc



4169.

4169 Set of 6, fitting one handle, "portable," in case . . . 0 12 6

Stopping Mallet, nickel plated,—

4170* Snow & Lewis', with set of 24 ends, complete in case . . 3 3 0

* The items marked thus * are not illustrated.

No.

Tooth Instruments, *continued*,—



4171.



4172.

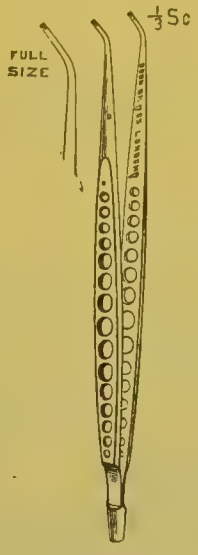

4173.



4174.

		£	s.	d.
	Stopping Forceps, nickel plated,—			
4171	"College pattern" . . . . . each	0	3	6
4172	Flagg's . . . . . „	0	3	6
4173	Rich's . . . . . „	0	7	6
4174	Witzell's . . . . . „	0	4	6
	Stopping,—			
4175*	Amalgam . . . . . per oz.	0	5	6
4176*	Gold Leaf . . . . . per doz.	0	18	0
4177*	Gutta-percha, in stick . . . . . per box	0	1	9



4178.



4179.

Syringes,—

4178	Glass, metal mounted . . . . . each	0	4	6
4179	India-rubber Ball, with metal Pipe . . . . . „	0	3	0

* The items marked thus * are not illustrated.

No.

Aspirators, Trocars, and Exploring Syringes.

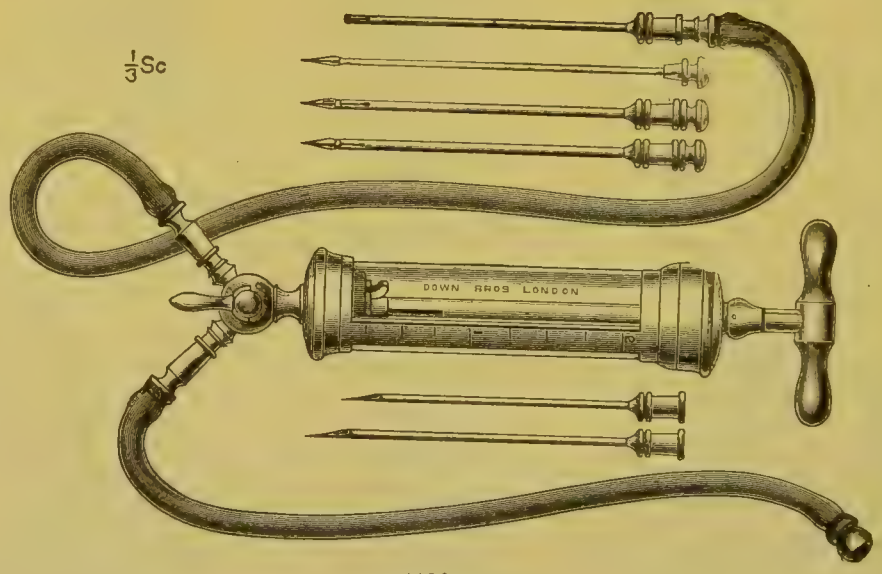

4180.

Aspirators,— £ s. d.

4180 Dieulafoy's, with set of 3 Trocars and Canulas, and 2 Needles; in mahogany case 2 9 0



4181.

4181 Dieulafoy's, with set of 3 Trocars and Canulas, and 2 Needles; in Aseptic metal case 3 12 0

No.

Aspirators, Trocars, etc., *continued*,—

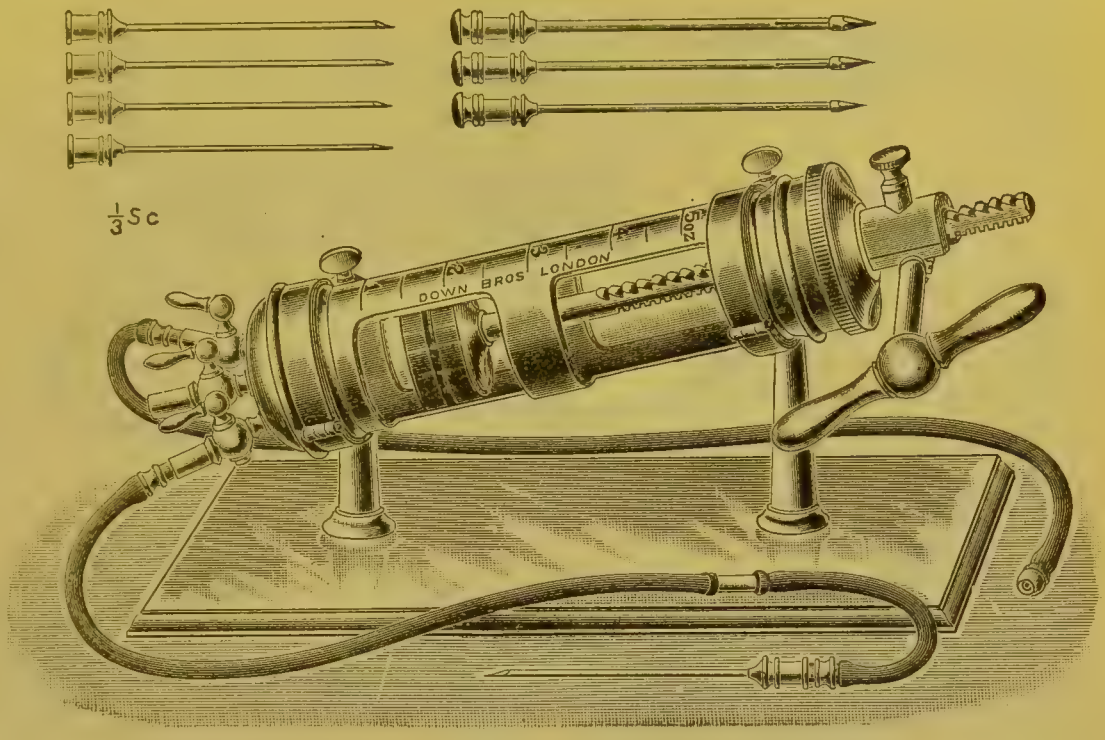

4182.

£ s. d.

Aspirators, *continued*,—

4182 Dieulafoy's, hospital pattern, Rack Piston, with set of 3 Trocars and Canulas, and 4 Needles, £7 2*s*.; in leather case . . 7 10 0

N.B.—For emptying large Cysts, 2 Needles or Canulæ may be used simultaneously.

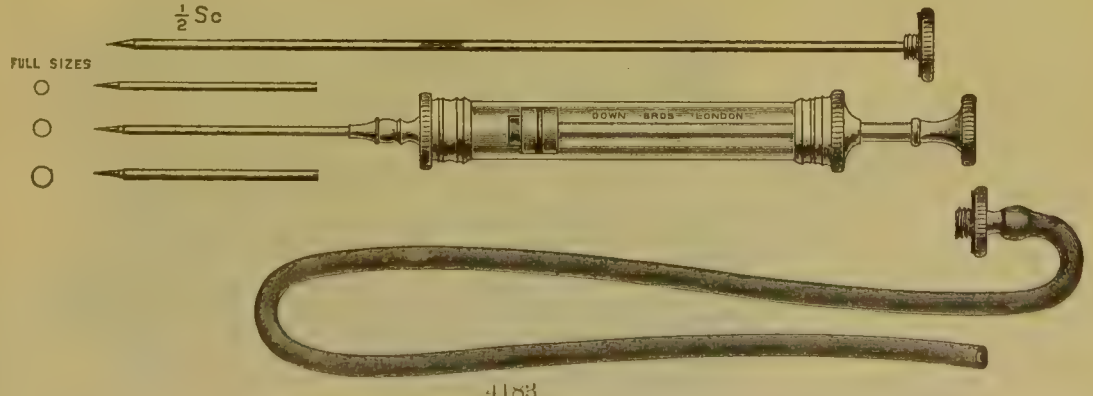

4183.

4183 Hensley's, with set of 3 Trocars and Canulas, £1 9*s*.; in metal case 1 16 0

1 yard stout walled rubber tubing included with the above.

No. **Aspirators, Trocars, etc.,** *continued,*—

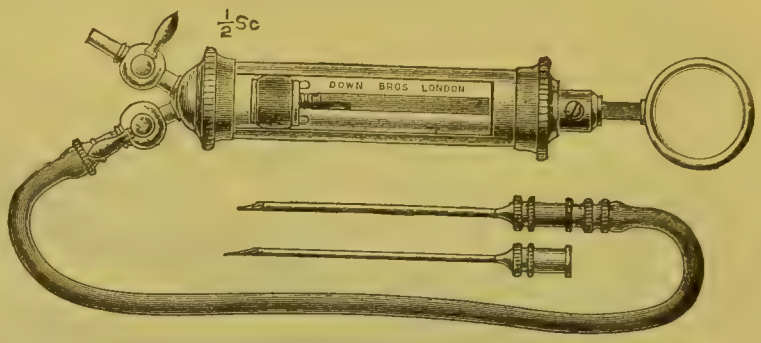

4184.

Aspirators, *continued,*—

		£	s.	d.
4184	Miniature, for facial abscesses and exploring; in mahogany case	1	2	0

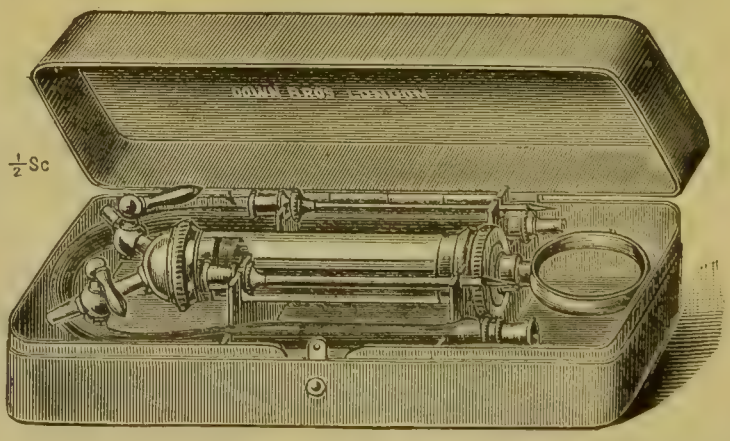

4185.

| | | |

No. **Aspirators, Trocars, etc.,** *continued,*—

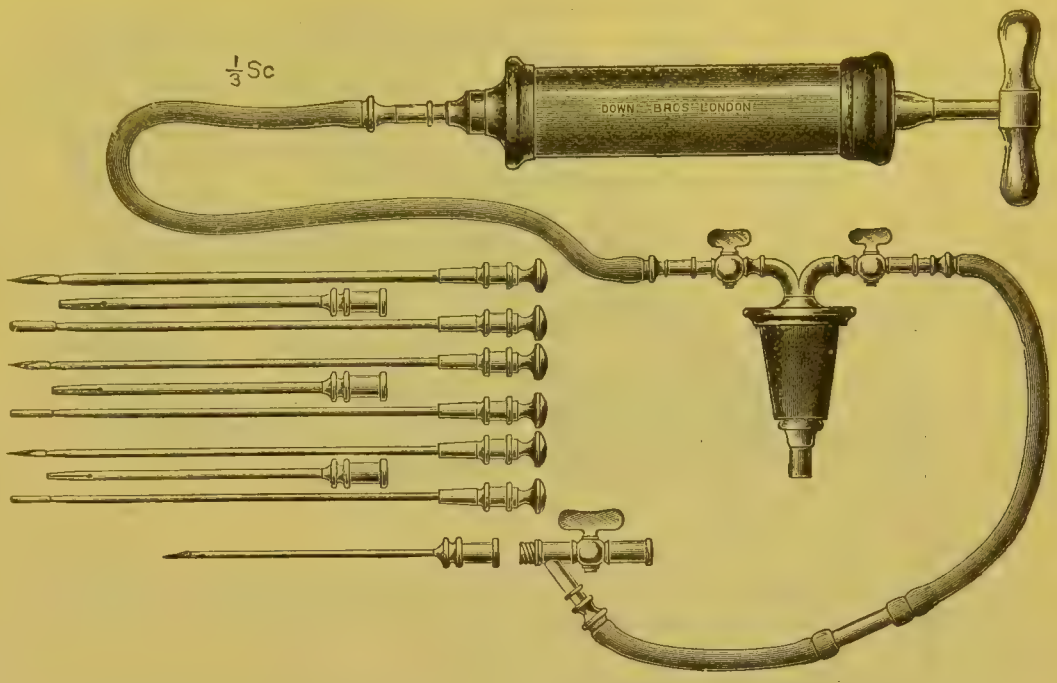

4186.

£ s. d.

Aspirators, *continued,*—

4186 Potain's, with double-way Cock and set of 3 Trocars, with Canulas and blunt Pilots, and 1 Exploring Needle; in polished mahogany case 2 10 0

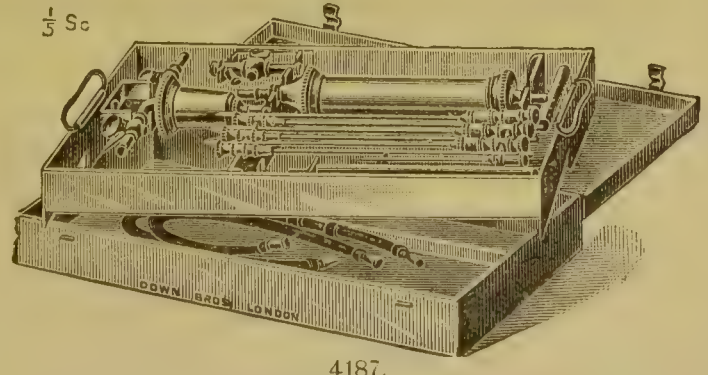

4187.

4187 Potain's, as previously described, in Aseptic metal case, with lift-out Tray 3 15 0

No. **Aspirators, Trocars, etc.,** *continued,*—

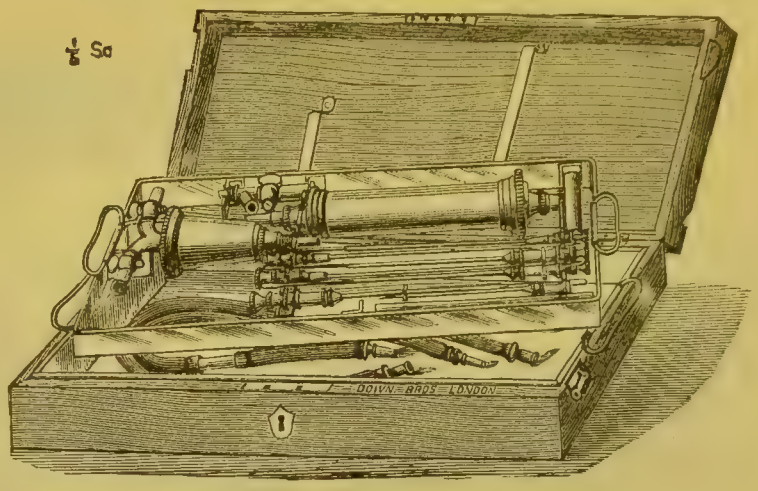

4188.

£ *s. d.*

Aspirators, *continued,*—

4188 Potain's, Aseptic, with double-way Cock and set of 3 Trocars, with Canulas and blunt Pilots, and 1 Exploring Needle, fitted into metal Rack inside a metal Tray; the metal Tray forms an inside lining to a polished mahogany case and answers for carbolizing solution, etc. 3 14 0



4189.

4189 Foot Pump, for use with Potain's Aspirator, as made for St. Thomas's Hospital 1 18 6

No.

Aspirators, Trocars, etc., *continued*,—

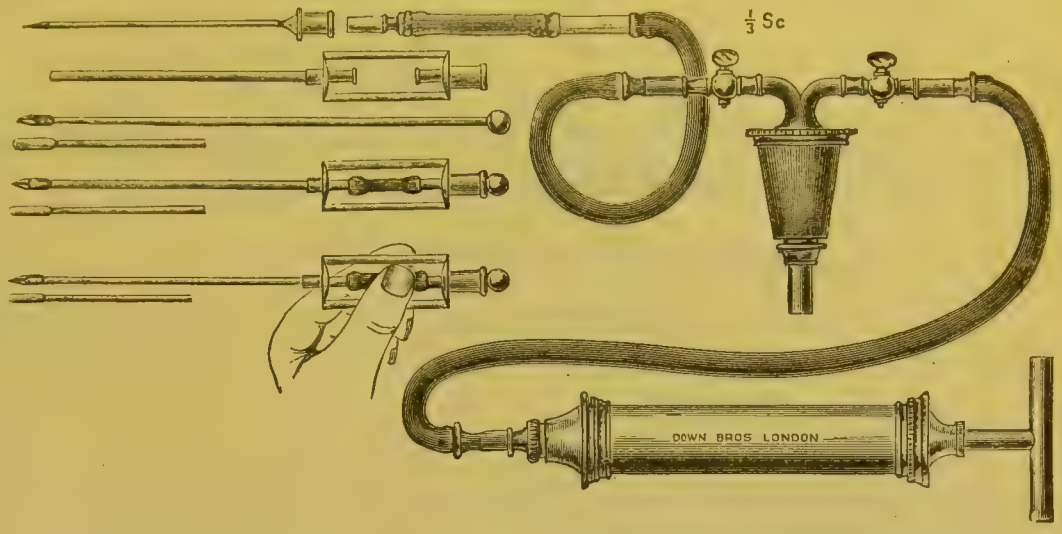

4190.

Aspirators, *continued*,—

		£	s.	d.
4190	Wallace's New Aseptic, in mahogany case	3	0	0
4191*	Ditto, in Aseptic Metal Case, with lift-out tray . . .	4	5	0

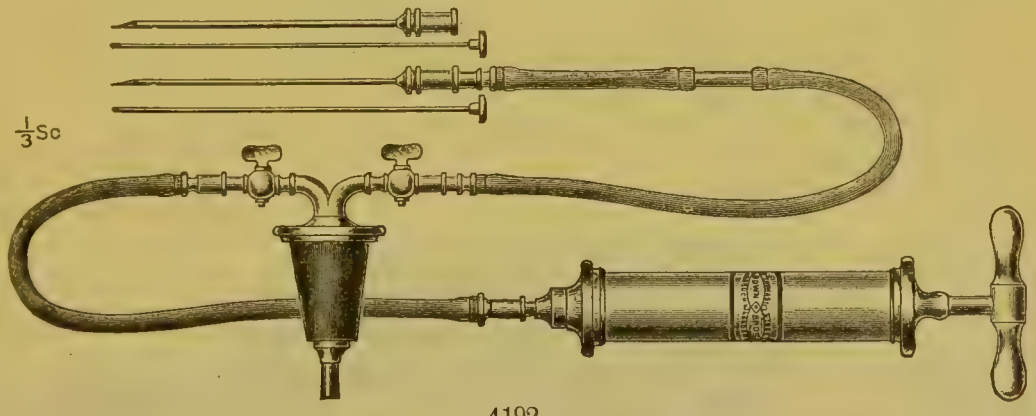

4192.

4192	Wood's, with 2 Needles, with blunt pilots, in mahogany case .	1	8	0
4193*	Ditto, with 2 Trocars and Canulas, and 1 Exploring Needle; in mahogany case	1	15	0



4194.

Aspirating Needles,—

4194	Hodder's, with guarded points, in 3 sizes . . . . each	0	7	0

As used by the late Mr. Greig Smith for puncturing gall bladder, etc.

* The items marked thus * are not illustrated.

No. **Aspirators, Trocars, etc.,** *continued,*—

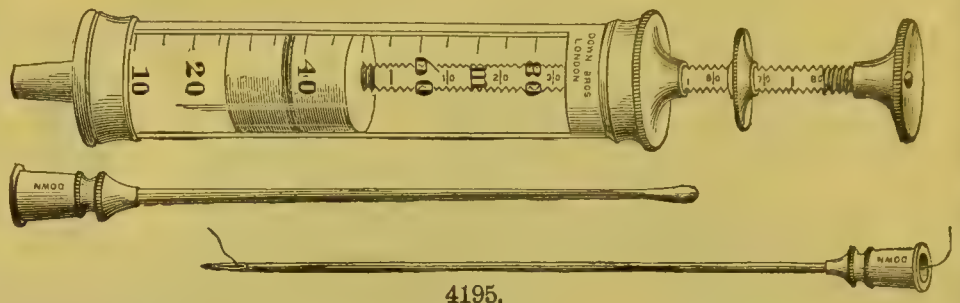

4195.

		£	s.	d.
	Exploring Syringes,—			
4195*a*	40 minim, with 2 steel Exploring Needles . in leather case	0	13	6
4195*b*	60 minim, with 1 steel Exploring Needle, and 1 fine silver Pipe for injecting sinuses . . . . in leather case	0	15	6
4195*c*	80 minim, with 2 steel Exploring Needles, and 1 fine silver Pipe for injecting sinuses . . . in leather case	0	17	6
4195*d*	120 minim, with ditto, ditto . . . . in leather case	0	18	6

The above can be supplied with asbestos Pistons at same prices, and with platinum-iridium Exploring Needles, at 4*s.* per needle extra.

If in solid blocked mahogany cases, 2*s.* each extra.



4196.

4196*a*	60 minim, with 1 Exploring Needle, and 1 Sinus Pipe, with asbestos Piston . . . . . in metal case	0	19	0
4196*b*	80 minim, with 2 Exploring Needles, and 1 Sinus Pipe, with asbestos Piston . . . . . in metal case	1	2	0
4196*c*	120 minim, with 2 Exploring Needles, and 1 Sinus Pipe, with asbestos Piston . . . . . in metal case	1	3	6

If fitted with platinum-iridium Exploring Needles, 4*s.* per needle extra.

No.

Aspirators, Trocars, etc., *continued*,—

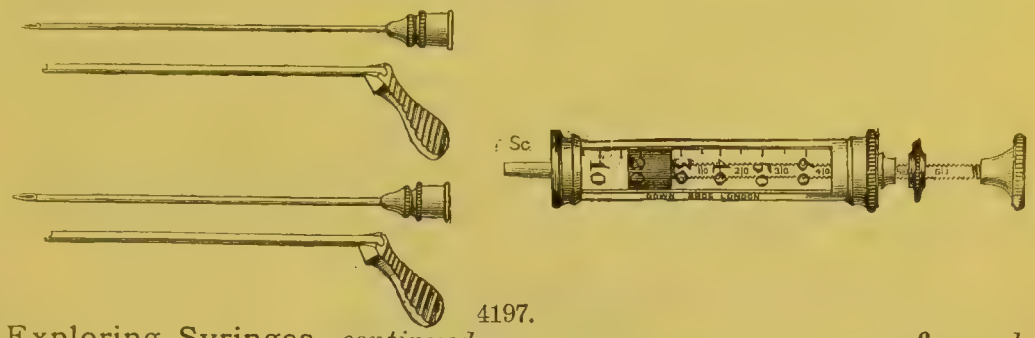

4197.

Exploring Syringes, *continued*,—

		£	s.	d.
4197	Prichard's, 60 minim, with asbestos Piston; in mahogany case	1	3	6
4198*	Ditto, with Scalpel and Sinus Forceps; in metal case . .	1	15	0

The "Lancet," August 30, 1895.

I beg to introduce to the profession a modification of the exploring trocar, which I think will be found to be useful in the treatment of such collections of fluid as localised empyemata, abscess of the lung, and deep abscesses of the neck and pelvis. I have experienced in my own operations and witnessed in those of others, sometimes a difficulty in cutting into an abscess which has been proved to exist by the ordinary exploring needle, and it struck me that if we had a guide on the needle that could be left *in situ* after the needle was withdrawn, some operations would be greatly facilitated. I have therefore had made a fine director, to which a suitable handle is attached, fitted on to an exploring needle. The director very slightly increases the thickness of the needle. The instrument is used with the director encasing the needle; pus having been found, the syringe and needle are withdrawn together, and the director, which can be held steady by the firm handle, serves as a guide for a knife, or in dangerous regions for a sinus forceps to be run down the groove. The instrument has been excellently made for me by Messrs. Down Bros.

Arthur W. Prichard, Surgeon, Bristol Royal Infirmary.

FULL SIZE

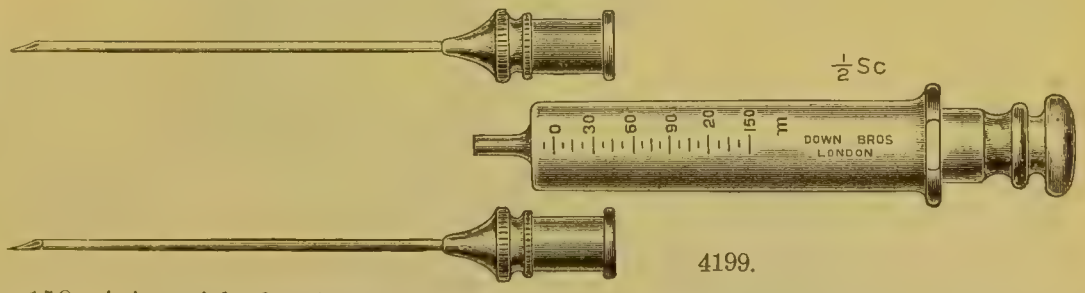

4199.

4199 150 minim, with glass Barrel and glass Piston; in metal case, each 1 1 0

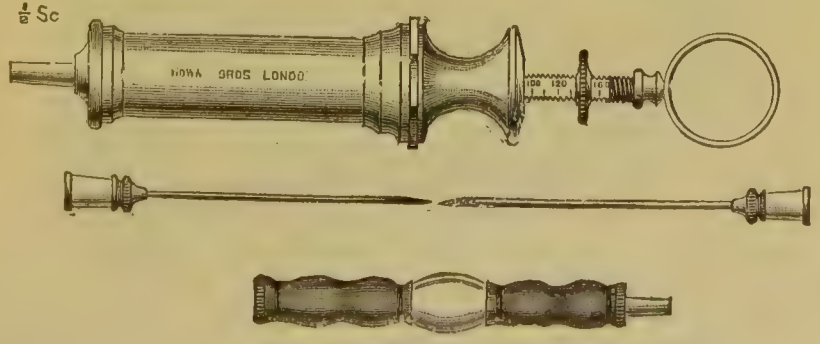

4200.

* The items marked thus * are not illustrated.

No.

Aspirators, Trocars, etc., *continued*,—

Exploring Syringes, *continued*,— £ *s.* *d.*

4200 With metal Barrel and metal Piston Rod, 150 minim, with 2 steel Needles; in metal case 0 17 6

If with platinum-iridium Needles, 4*s.* per needle extra.

ADVANTAGES CLAIMED: Every part of this Syringe may be boiled for sterilization without fear of injury; the mounts cannot become detached from the barrel, and no leakage can occur between the barrel and mounts; the piston itself being of metal is practically indestructible.

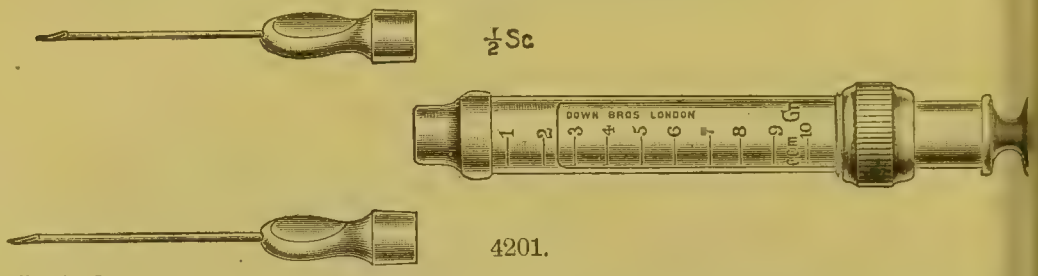

4201.

4201 **Iodoform Emulsion Syringe,** 10 c.c., with glass barrel and metal plunger, as used by Prof. Macewen, in metalcase 0 14 6

4202* Ditto, ditto, improved pattern, with crossbar finger rests, in metal case 0 16 6

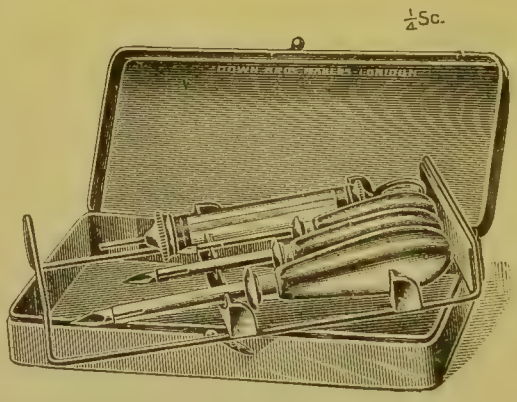

4203.

Trocars,—

4203 **Aseptic Set.** Consisting of 1 each large and small Ascites, and 1 Hydrocele Trocar with metal handles, and Hydrocele Syringe with Asbestos piston; in metal case, with DOWN BROS.' lift-out Rack 2 2 0

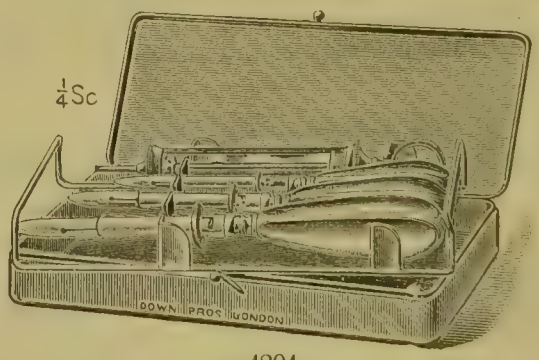

4204.

4204 **Aseptic Set.** Consisting of 1 each small and large Abdomen Trocars and 1 for Hydrocele, DOWN BROS.' Improved Model,

* The items marked thus * are not illustrated.

No. **Aspirators, Trocars, etc.,** *continued,*—

Trocars, *continued,*— £ *s.* *d.*

with Caps to protect points and Mounts for tubing attached to the Canulæ, and Metal Handles, and 1 Hydrocele Syringe with Asbestos piston, the whole fitted in Metal Case, with DOWN BROS.' lift-out Rack . . . . . per set 2 17 6

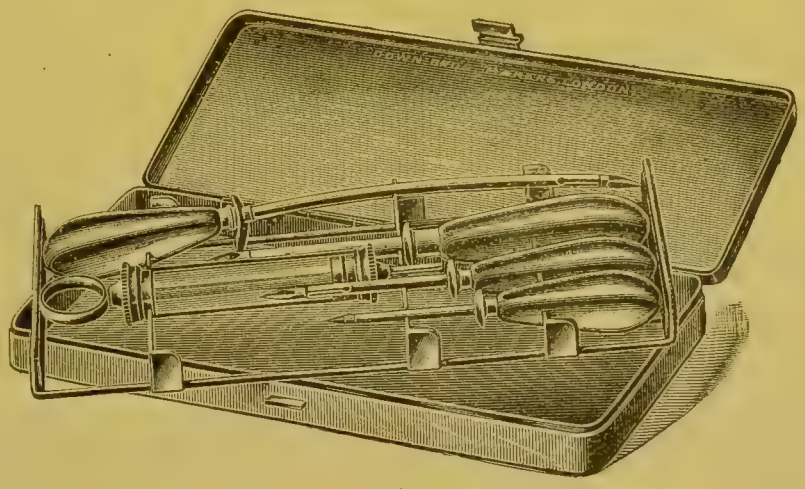

4205.

4205 **Aseptic Set.** Consisting of 1 each large and small Ascites, 1 Bladder and 1 Hydrocele Trocar with metal handles, and 1 metal-mounted Hydrocele Syringe, with Asbestos piston; in metal case, with DOWN BROS.' lift-out Rack . 2 15 6

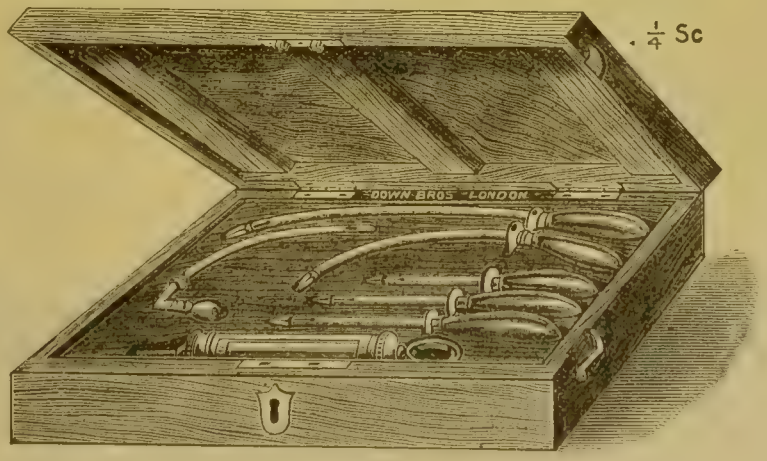

4206.

4206 **Set.** Consisting of 1 each large and small Ascites, 1 Bladder (puncture per rectum), 1 Pearse's, for supra-pubic puncture, and 1 Hydrocele Trocar with metal handles, with metal-mounted Hydrocele Syringe with Asbestos piston; in mahogany case 3 7 6

No.	Aspirators, Trocars, etc., *continued*,—	£	s.	d.

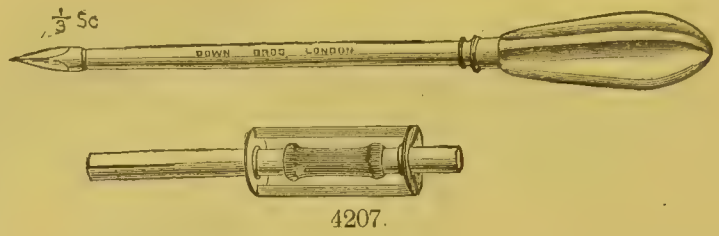

4207.

Ascites Trocars (*see also pages* 868–870),—

4207	Cooper Foster's, with metal handle . . . . . each	1	7	0

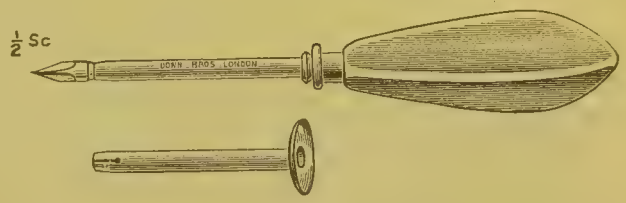

4208.

4208	In metal handles, 2 sizes (Nos. 9 and 12 English catheter gauge), each, 6*s.* 6*d.* and	0	7	6

Mounts for attaching india-rubber tube, each, 1*s.*



4209.

4209	In metal cases, 2 sizes . . . . . each, 9*s.* and	0	10	0

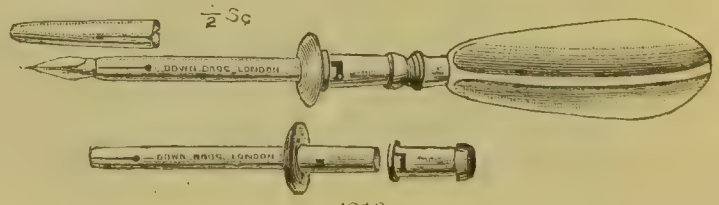

4210.

4210	Down Bros.' Model, with cap to protect point and mount for tubing, attached to Canula by bayonet joint, with metal handle, 2 sizes (Nos. 9 and 12 English Catheter gauge) . . . . . each, 10*s.* 6*d.* and	0	11	6

No. **Aspirators, Trocars, etc.,** *continued,*—

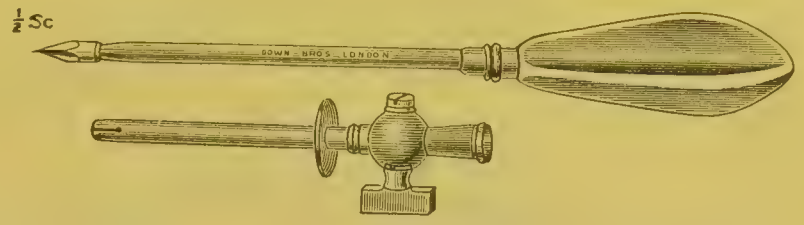

4211.

£ *s.* *d.*

Ascites Trocars, *continued,*—

4211 In metal handles, with Stopcocks, 2 sizes (Nos. 9 and 12 English catheter gauge) . . . . each, 12*s.* 6*d.* and 0 13 6



4212.

4212 Siphon, oval, in 2 sizes . . . . . each 0 15 6

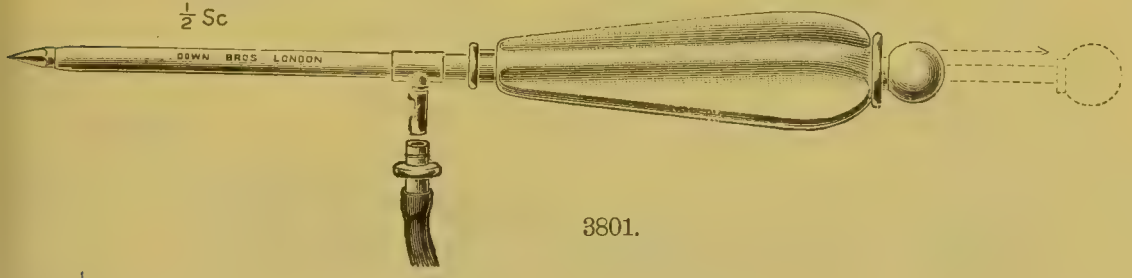

3801.

3801 Spencer Wells', with side branch, with metal handles, in 2 sizes (Nos. 10 and 15 catheter gauge) . each, 15*s.* 6*d.* and 0 18 6

For larger sizes, *see page* 869.

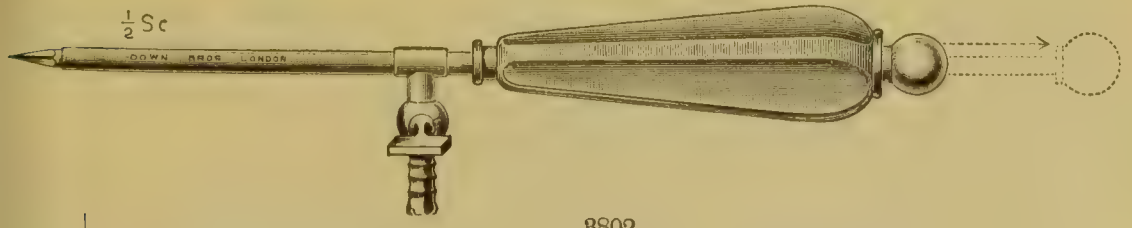

3802.

3802 Spencer Wells', with side branch and Stopcock, in 2 sizes (Nos. 10 and 15 catheter gauge) . . . each, 19*s.* 6*d.* and 1 2 6

No. **Aspirators, Trocars, etc.,** *continued,*— £ *s.* *d.*

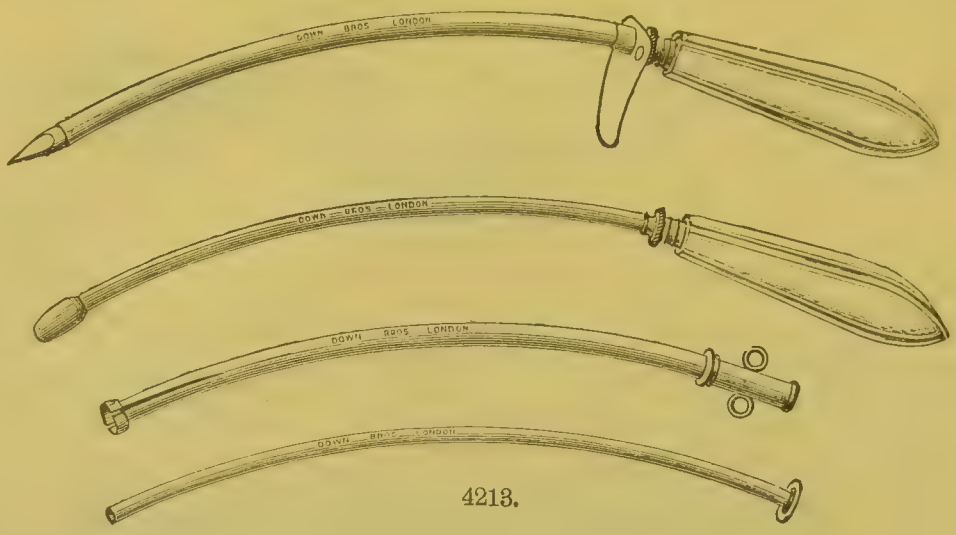

4213.

Bladder Trocars,—

4213 Cock's (puncture per rectum), with metal handles, per set, in case 1 18 0

Leather case for above, 6*s.* extra.



4214. ⅓ Sc.

4214 Curved (puncture per rectum), metal handle . . . each 0 10 6

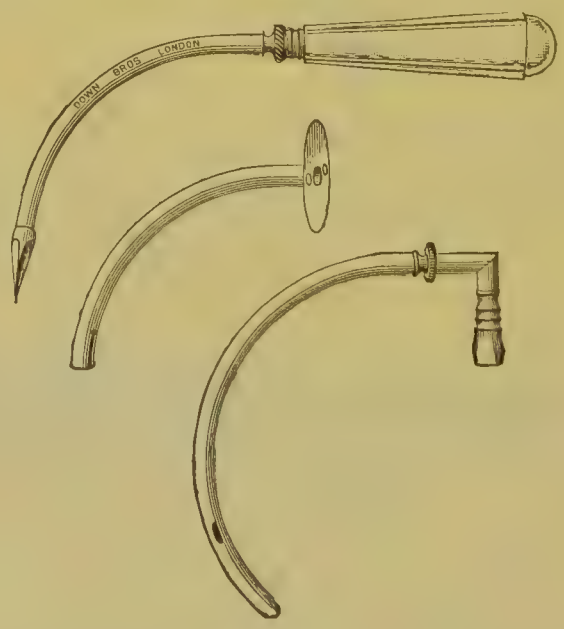

4215.

4215 Pearse's, curved (puncture per pubes), metal handle, each 0 15 0

Leather case for above, 5*s.* 6*d.* extra.

No. **Aspirators, Trocars, etc.,** *continued*,— £ s. d.



4216.

Bladder Trocars, *continued*,—

4216 Straight (puncture per pubes), with metal handle . . each 0 9 6

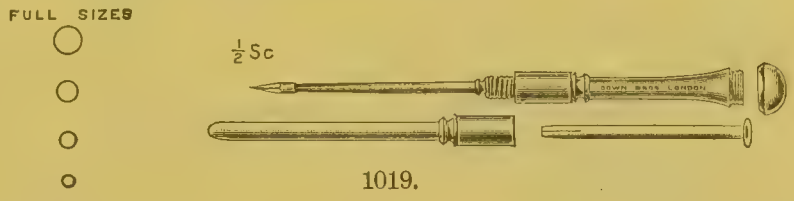

1019.

Exploring Trocars,—

1019 In metal cases, 4 sizes . . . . . each 0 5 0



3796.

3796 Simpson's (for deep-seated cavities) . . . . each 0 7 6

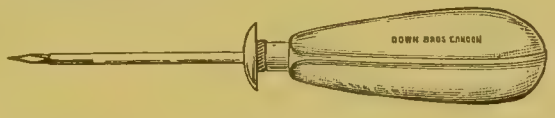

4217.

Hydrocele Trocars,—

4217 In metal handle . . . . . each 0 5 6

4218* Down Bros.' New Model, with cap to protect point and mount for tubing, attached to Canula by bayonet joint, metal handle (similar to Fig. 4210) . . . . . each 0 9 6

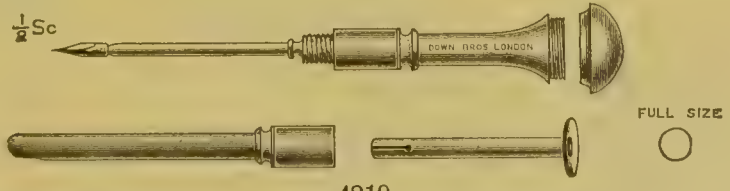

4219.

4219 In metal cases . . . . . each 0 6 6



4220.

4220 Syringes to fit Canula of Hydrocele Trocar, metal mounted, with side bars . . . . . each 0 7 0

4221* Ditto, ditto, with asbestos piston and arrangement for tightening same . . . . . each 0 8 0

* The items marked thus * are not illustrated.

No.

Aspirators, Trocars, etc., *continued,*—

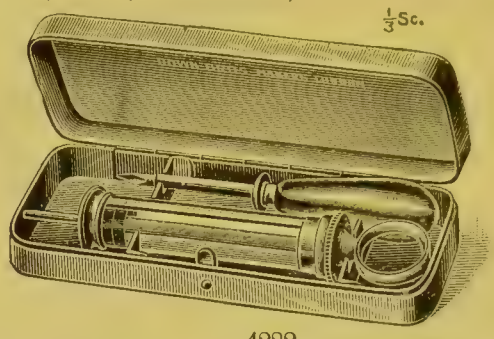

4222.

		£	s.	d.
	Hydrocele Trocars, *continued,*—			
4222	With Trocar with metal handle and metal-mounted Syringe, with Asbestos piston, in metal case	1	0	0
4223*	If with Trocar with metal handle and metal-mounted Syringe, in mahogany case	0	17	3
4224*	Ditto, ditto, in leather case	0	15	9

Kidney Trocars (*see page* 660).



4225.

	Liver Abscess Trocar,—			
4225	Godlee's, grooved, with metal handle . . . . each	0	19	0
	Cantlie's (*see page* 896).			
	Manson's (*see page* 896).			

Ovariotomy Trocars (*see pages* 868–870).

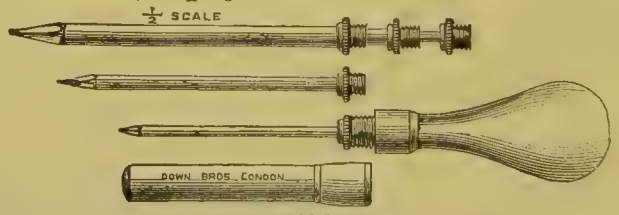

4226.

	Pocket Sets of Trocars,—			
4226	Set of 3, in metal case . . . . . per set	0	10	6
4227*	Ditto, best form, with shouldered Trocars and split Canulæ „	0	15	6



4228.

4228	Set of 4, in metal case . . . . . per set	0	13	6
4229*	Ditto, best form, with shouldered Trocars and split Canulæ „	0	19	6

* The items marked thus * are not illustrated.

No. **Aspirators, Trocars, etc.,** *continued*,—



4230.

£ s. d.

Paracentesis Thoracis Trocars,—

4230 Cock's, set of 3, with 2 blunt Pilots, metal handles . . . 0 18 0

Leather case for above, 5*s*. 6*d*. extra.

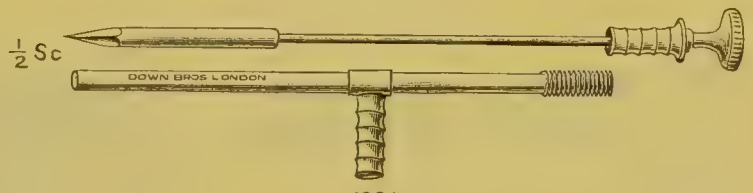

4231.

4231 Douglas Powell's . . . . . each 0 15 0

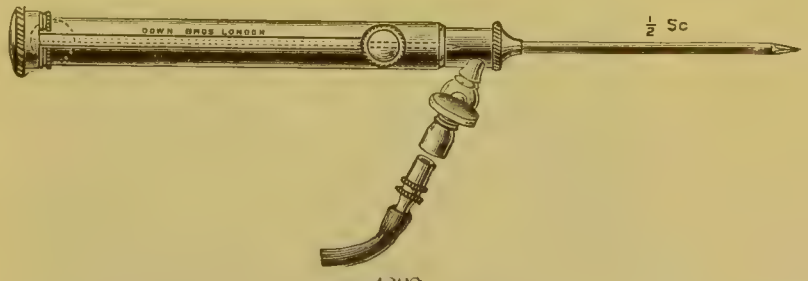

4232.

4232 Frantzel's . . . . . each 0 13 6



4233.

4233 Roberts', with Stopcocks, 3 sizes, with metal handles . each 0 12 6

No. **Aspirators, Trocars, etc.,** *continued,*—



4234.

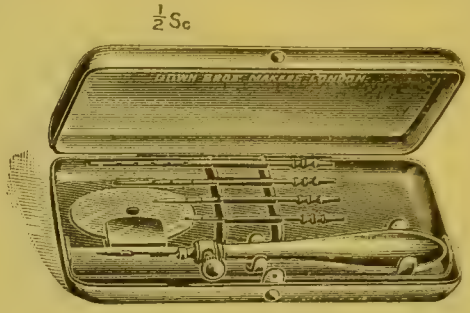

4235.

£ s. d.

Southey's Capillary Drainage Trocars,—

4234 Anasarca, with four 1-inch Canulæ, metal handle and india-rubber tubing . . . . . each 0 8 6

4235 Ditto, with set of 4 Canulæ assorted lengths and india-rubber tubing, in metal case 0 19 3



4236.

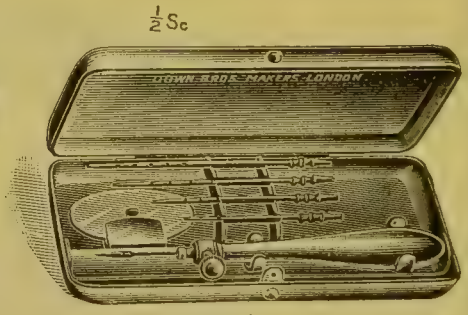

4237.

4236 Ascites, with set of 4 assorted Canulæ, with india-rubber tubing and metal handle . . . . . each 0 13 0

4237 Ditto, ditto, ditto, in metal case 0 19 6

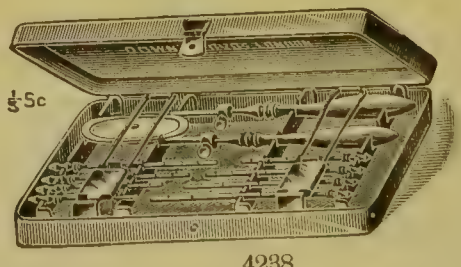

4238.

4238 Ascites and Anasarca, complete set, with metal handles and india-rubber tubing, in metal case 1 15 6

No.

Hypodermic and Antitoxin Syringes.

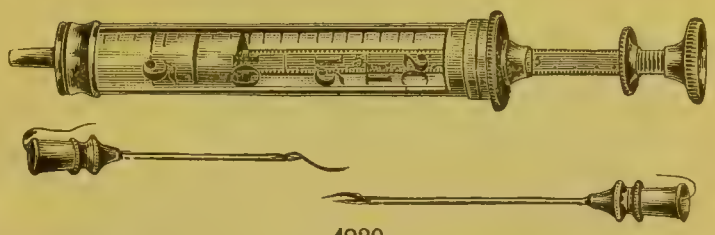

4239.

No.	Hypodermic Syringes, with self-oiling Pistons,—	£	s.	d.
4239	20 minim, with 2 fine Needles . . . . in leather case	0	6	9
	10 minim, ditto . . . . . „	0	6	9
	15 minim, ditto . . . . . „	0	6	9
4240*	20 minim, ditto, and 1 metal-capped Bottle . „	0	8	9
4241*	Ditto, ditto, and 2 ditto . . . . „	0	9	6
4242*	40 minim, for ether, etc., with 2 fine Needles . „	0	11	6

The above can be supplied with asbestos Pistons at same prices, and with platinum-iridium Needles at 1*s.* 6*d.* per needle extra.

If fitted with steel Exploring Needle, 1*s.* 9*d.* each extra.



4243.

* The items marked thus * are not illustrated.

No. **Hypodermic and Antitoxin Syringes, etc.,** *continued,*—

£ s. d.

Hypodermic Syringes, with self-oiling Pistons, *continued,*—

4243 20 minim, "G. P.," designed expressly for use with Huggett's permanent solutions. The necks of the bottles are large enough to admit the syringe and allow of the solution being used to the last drop; the bottles are flat-bottomed and stand of themselves; with 4 Bottles and 2 fine Needles in leather case 0 16 6

The above can be supplied with asbestos Pistons at same prices, and with platinum-iridium Needles at 1*s.* 6*d.* per needle extra.

If fitted with steel Exploring Needle, 1*s.* 9*d.* extra; with platinum-iridium Exploring Needle, 5*s.* 9*d.* extra.

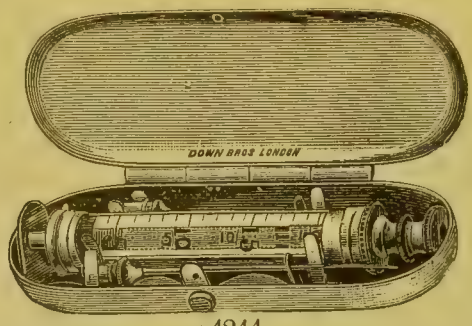

4244.

4244 20 minim fitted in metal case . . . . . each 0 8 3

The above can be supplied with asbestos Pistons at same prices, and with platinum-iridium Needles at 1*s.* 6*d.* per needle extra.



4245.

4245 20 minim, with 2 fine Needles and Exploring Needle, 2 metal-capped Bottles, in metal case 0 14 0

The above can be supplied with asbestos Pistons at same prices, and with platinum-iridium Hypodermic Needles at 1*s.* 6*d.* per needle extra.

If fitted with platinum-iridium Exploring Needle, 4*s.* extra.

No. **Hypodermic and Antitoxin Syringes, etc.,** *continued*,— £ s. d.

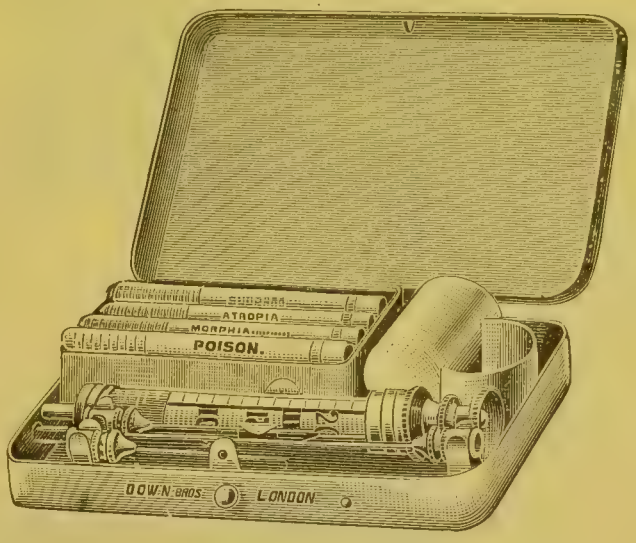

4246.

Hypodermic Syringes, with self-oiling Pistons, *continued*,—

4246 20 minim, with 2 fine Needles and Exploring Needle, glass Pestle and Mortar, and space for Tabloids, in metal case . 0 15 0

Tabloids (with a few exceptions), 6*d*. per tube extra.

The above can be supplied with asbestos Pistons at same prices, and with platinum-iridium Hypodermic Needles at 1*s*. 6*d*. per needle extra.

If fitted with platinum-iridium Exploring Needle, 4*s*. extra.

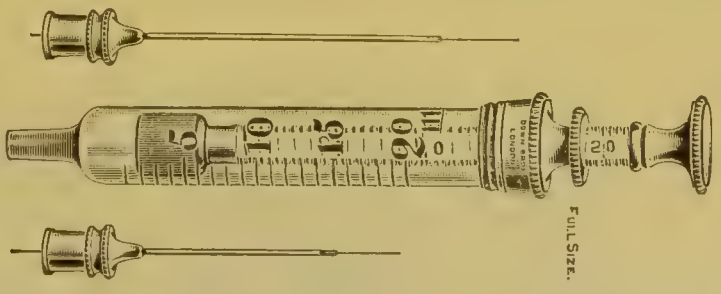

4247.

Hypodermic Syringes, with asbestos Pistons, the needles plugging directly on to the glass barrel,—

4247 Meyer's, graduated to 20 minims, with 2 fine Needles, in metal case 0 8 0

4248* Ditto, ditto, ditto, with 1 Bottle, in metal case . . . 0 11 6

4249* Ditto, ditto, ditto, with 2 Bottles, in metal case . . . 0 12 6

The above can be fitted with platinum-iridium Needles at 1*s*. 6*d*. per Needle extra.

* The items marked thus * are not illustrated.

No. **Hypodermic and Antitoxin Syringes, etc.,** *continued*,— £ *s.* *d.*



4250.

4250 **Hypodermic Syringe,** Down Bros.' New Model, glass barrel with asbestos or rubber Piston, crossbar handle, wide plug mount to take tabloids, with 2 Needles and space for Tabloids, in metal case . . . . . each 0 13 0

If fitted with platinum-iridium Needles, 1*s.* 6*d.* per Needle extra.



4251.

Hypodermic Syringes, with india-rubber Pistons,—

4251 20 minim, with 2 fine Needles, in metal case 0 9 6

If fitted with platinum-iridium Needles, 1*s.* 6*d.* per Needle extra.

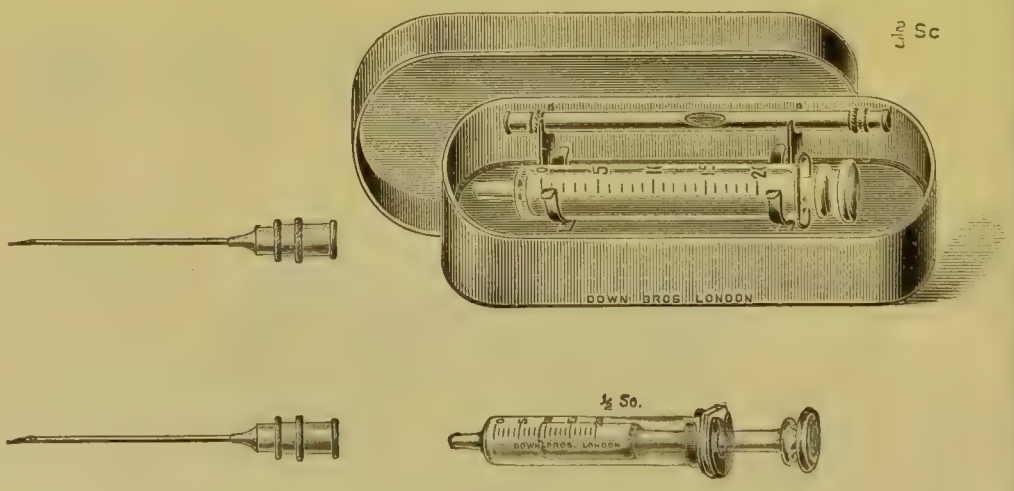

4252.

Hypodermic Syringes, all glass, with glass Pistons,—

4252 20 minim, in metal case . . . . . each 0 7 0

No.

Hypodermic and Antitoxin Syringes, etc., *continued*,—

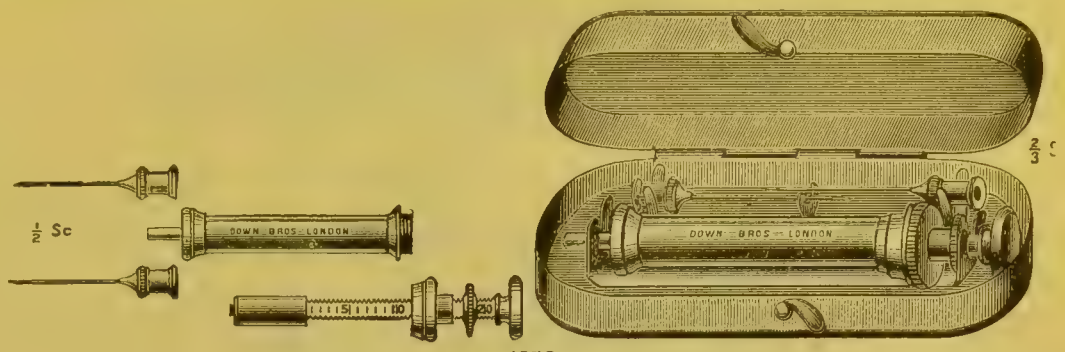

4253.

		£	s.	d.
	Hypodermic Syringes, all metal, with metal Pistons,—			
4253	20 minim, with 2 steel Needles, in metal case . . . each	0	7	6
4254*	Ditto, with 1 bottle in metal case . . . . . „	0	10	6
4255*	Ditto, with 2 bottles in metal case . . . . . „	0	11	6

If fitted with platinum-iridium Needles, 1*s.* 6*d.* per needle extra.

Messrs. Down Bros. have sent us one of their new Hypodermic Syringes with metal spring piston rod. The advantage of having a piston rod made of some permanent material which is not liable to get out of order, and is also capable of sterilization by boiling, is at once apparent. Previous attempts to produce a Hypodermic Syringe with metal piston rod have not been quite successful, owing to the inequalities of the glass barrels, but with the new syringe a metal barrel is substituted for the usual one of glass; this admits of being ground accurately inside to fit the piston rod, and works with perfect smoothness when lubricated with vaseline. The metal barrel, too, is not liable to breakage, and can be boiled without fear of detaching the mounts.—*West London Medical Journal*, January, 1897.



4256.

4256	Down Bros.' New Model, 20 minim, with space for 2 Tubes of Tabloids, in metal case . . . . . each	0	9	3

If with platinum-iridium Needles, 1*s.* 6*d.* per Needle extra.

Tubes of tabloids (with a few exceptions), per Tube, 6*d.*

* The items marked thus * are not illustrated.

No.

Hypodermic and Antitoxin Syringes, etc., *continued,*—



4257.

Hypodermic Syringes, all metal, with metal Pistons, *continued,*— £ *s.* *d.*

4257 Down Bros.' New Model, 20 minim, with wide opening to take Tabloids, with plug-in Needles, and Stopper, with space for Tabloids, in metal case . . . . . each 0 10 3

If with platinum-iridium Needles, 1*s.* 6*d.* per Needle extra.
Tubes of Tabloids (with a few exceptions), per Tube, 6*d.*



4258.

4258 20 minim, "G.P.," designed expressly for use with Huggett's permanent solutions. The necks of the bottles are large enough to admit the syringe and allow of the solution being used to the last drop; the bottles are flat-bottomed and stand of themselves; with 4 Bottles and 2 fine Needles, in metal case 1 0 0

If fitted with platinum-iridium Needles, 1*s.* 6*d.* per Needle extra.

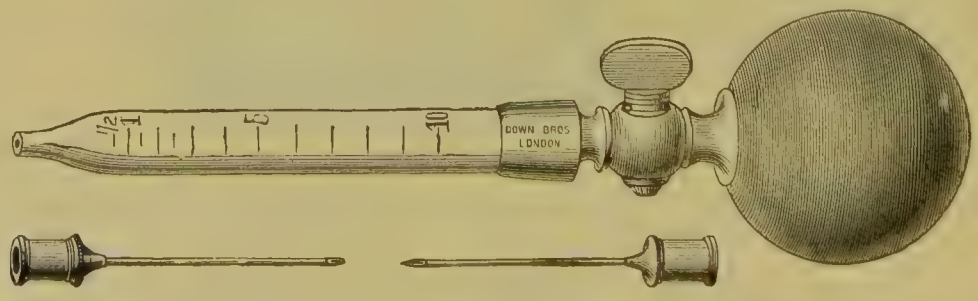

4259.

Hypodermic Syringes, without pistons,—

4259 Koch's, 10 cubic mm. . . . . each 0 5 0

No.

Hypodermic and Antitoxin Syringes, etc., *continued*,—



4260.

£ s. d.

Hypodermic Syringes, *continued*,—

4260 10 minim, "Army Regulation," in plated case . . . each 0 8 0

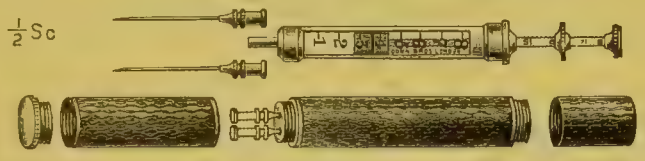

4261.

4261 10 minim, with side bars and asbestos Piston, in engine-turned metal case for pocket, with space for tabloids . . each 0 11 6

If with ring to hang on Chatelaine, 6*d*. extra.



4262.

4262 Vulcanite, 20 minim, with 2 Needles, in case 0 2 0

4263* Ditto, ditto, with ivory Pistons and 2 platinum-iridium Needles, for perchloride of mercury, in case . . . 0 6 6

4264* **Hypodermic Solutions**, "Huggett's Permanent,"—

PRICES, IN STOPPERED BOTTLES, ARE AS FOLLOWS:—

	¼ oz.	½ oz.	1 oz.
*Acetic Acid	1/–	1/6	2/6
Aconitine	2/–	4/–	7/–
*Aloine	1/3	2/–	3/6
Ammonia	1/–	1/6	2/6
Amyl Nit.	1/3	2/–	3/6
*Antipyrin	1/3	2/–	3/6
Apomorphia	1/6	2/6	5/–
Atropine	1/3	2/–	3/6
Caffeine	1/3	2/–	3/6
Chloral	1/3	2/–	3/6
Cocaine	1/6	2/6	5/–
Codeine	3/–	5/6	10/–
*Colchicine	1/3	2/–	3/6
*Curara	1/6	2/6	5/–
Digitaline	1/6	2/6	5/–
Duboisine	2/–	4/–	7/–
Ergotine	1/–	1/6	2/6
Eserine	3/–	5/6	10/–
Ether	1/3	2/–	3/6
Hyoscyamine	2/6	4/6	8/–
Iodine	1/3	2/–	3/6
Morphine	1/–	1/6	2/6
Morphine & Atropine	1/3	2/–	3/6
Nitro-Glycerine	1/3	2/–	3/6
Perchlor-Mercury	1/3	2/–	3/6
Pilocarpine	5/–	9/4	17/6
Podophyllin	1/3	2/–	3/6
Quinine	1/6	2/6	5/–
Sparteine	2/–	4/–	7/–
Strychnine	1/3	2/–	3/6

* Those marked with an asterisk are not kept in stock, but can be made to order in course of 24 hours.

* The items marked thus * are not illustrated.

No.		£	s.	d.
	Hypodermic and Antitoxin Syringes, etc., *continued*,—			
4265*	**Hypodermic Tabloids** . . . . . from, per tube	0	0	6
	Hypodermules (Sterilized Hypo Solutions),—			
4266*	Box containing 12, 3 minim doses . . . . . box	0	2	6
4267*	Box containing 6, 5 minim doses . . . . . ,,	0	1	3

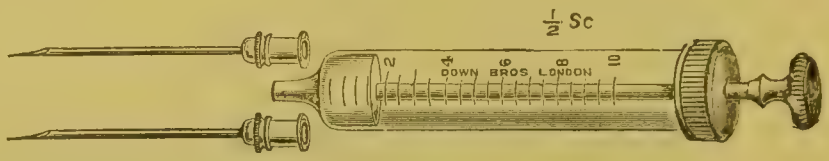

4268.

	Antitoxin Syringes, with asbestos Pistons,—			
4268	10 c.c., with 2 steel Needles, in case	0	12	6
	Ditto, ditto, in metal case	0	15	6
4269*	20 c.c., with 2 steel Needles, in case	0	14	6
	Ditto, ditto, in metal case	0	19	6
	If with platinum-iridium Needles, 3*s.* per Needle extra.			
4270*	De Bove's, 20 c.c., with 2 steel Needles, in leather case . .	1	1	0
	Ditto, with 2 platinum-iridium Needles, in metal case . .	1	15	0

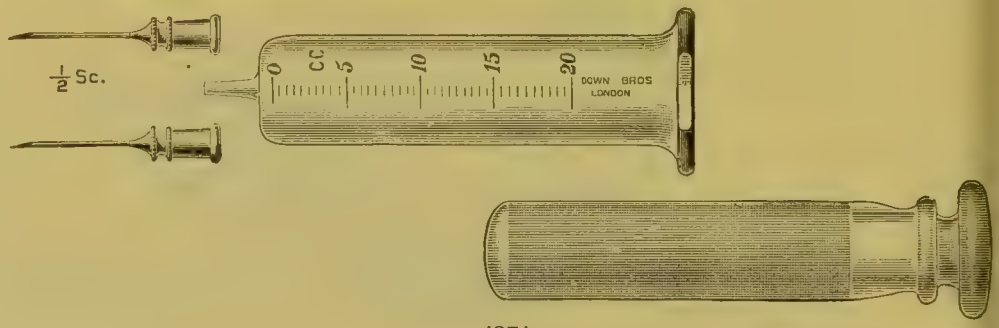

4271.

	Antitoxin Syringes, all glass, with glass Pistons,—			
4271*a*	10 c.c., with 2 steel Needles, in metal case . . . each	0	19	6
4271*b*	20 c.c., with ditto, ditto . . . . . ,,	1	3	6
	If fitted with platinum-iridium Needles, 3*s.* per Needle extra.			

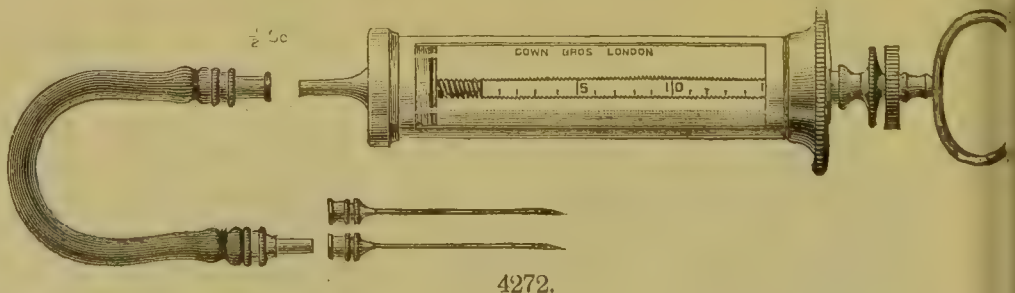

4272.

	Antitoxin Syringes, with india-rubber Pistons,—			
4272	Roux's, 20 c.c., with 2 steel Needles, in metal case . . .	1	1	0
	Ditto, 5 c.c., ditto, in metal case	0	16	6
	Ditto, 10 c.c., ditto, in metal case	0	19	6
	If fitted with platinum-iridium Needles, 3*s.* per Needle extra.			

* The items marked thus * are not illustrated.

No.

Hypodermic and Antitoxin Syringes, etc., *continued*,—

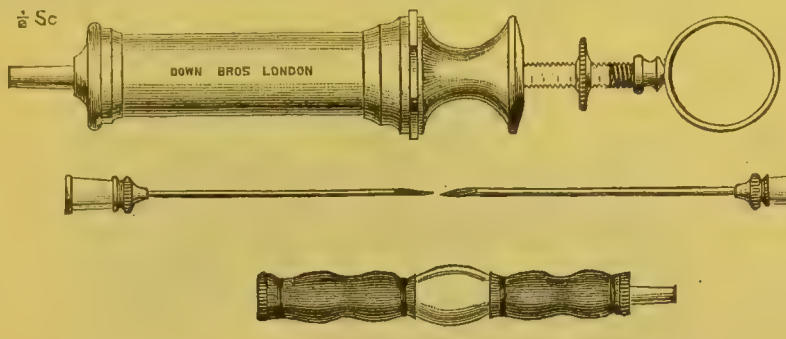

4273.

		£	s.	d.
	Antitoxin Syringes, all metal, with metal Pistons,—			
4273	20 c.c., all metal, with 2 steel Needles, in metal case . .	0	19	6
	10 c.c., ditto, ditto, ditto	0	16	6
	5 c.c., ditto, ditto, ditto	0	13	6

If with platinum-iridium Needles, 3*s.* per Needle extra.

ADVANTAGES CLAIMED: Every part of this Syringe can be boiled for sterilization without fear of injury; the mounts cannot become detached from barrel, and no leakage can occur between barrel and mounts; the piston being of metal is also practically indestructible.

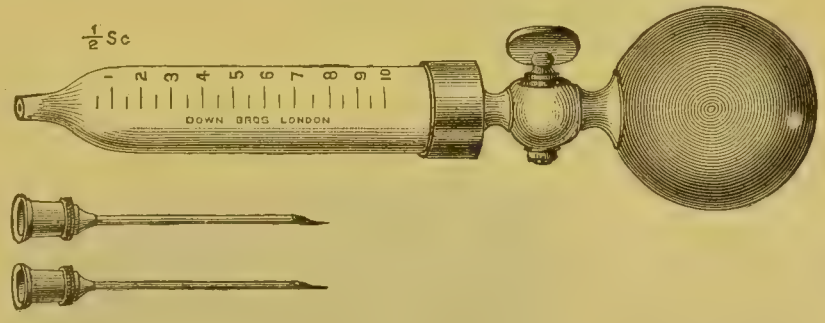

4274.

	Antitoxin Syringes, without Pistons,—			
4274	Koch's pattern, 10 c.c. . . . . each	0	8	6
	Ditto, ditto, in metal case	0	10	6
	Antitoxin Syringes, for Animals, with asbestos Pistons,—			
4275*	10 c.c., with 2 large steel Needles, in case	0	12	6
	10 c.c., ditto, in metal case	0	15	6
4276*	20 c.c., ditto, in case	0	15	0
	20 c.c., ditto, in metal case	1	0	0
4277*	50 c.c., ditto, in case	1	7	0
	50 c.c., ditto, in metal case	1	17	6

If with platinum-iridium Needles, 3*s.* 6*d.* per Needle extra.

4278*	De Bove's, 135 c.c., with 2 large steel Needles, in case . .	2	2	0
4279*	Ditto, 135 c.c., with 2 platinum-iridium Needles, in metal case	3	5	0

* The items marked thus * are not illustrated.

No.

Post-Mortem Instruments.

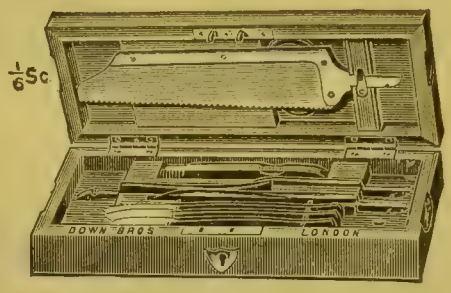

4280.

		£	s.	d.
	Post-Mortem Instruments,—			
4280	**Set.** Containing Saw, Cartilage Knife, Catlin and Chisel fitting in socket handle; 3 Scalpels with ebony handles; Forceps, Scissors, Chain Hooks, Blowpipe, and Needles; in mahogany case	2	0	0
4281*	**Set,** as described above, but with metal socket handle and solid forged Scalpels	2	5	0
4282*	**Set.** Containing Saw, Cartilage Knife, Catlin and Chisel fitting in socket handle; 6 Scalpels, with ebony handles; Forceps, Scissors, Chain Hooks, Blowpipe, and Needles; in mahogany case	2	6	0
4283*	**Set,** as described above, but with metal socket handle and solid forged Scalpels	2	14	0



4284.

4284	**Set.** Containing Cartilage Knife, Catlin, Saw, and 2 Scalpels, with ebony handles; Chisel, Spine Wrench, Hammer, Bowel Scissors, strong Scissors, Spring Forceps, Chain Hooks, Blowpipe, and Needles; in mahogany case . .	3	14	0
4285	**Set,** as described above, but with solid forged knives and all instruments metal handles, nickel plated	4	3	0

* The items marked thus * are not illustrated.

No.

Post-Mortem Instruments, *continued*,—



4286.

		£	s.	d.
4286	**Set.** Consisting of Saw, Cartilage Knife, Catlin, Single Edge Knife, Brain Knife (8½-in. blade), 3 Scalpels, and Chisel with ebony handles, Chisel with cross handle, Bone Forceps, Hammer, Skull Coronet, Spine Wrench, Bowel Scissors, large and small Scissors, Dissecting Forceps, Chain Hooks, Blowpipe, and Needles; in strong mahogany case . .	6	15	0
4287*	**Set.** Same as above, but knives forged out of solid, and all instruments with metal nickel-plated handles . . .	7	12	0
4288*	**Set.** Same as 4286, but without Skull Coronet . . .	5	5	0
4289*	**Set.** Same as 4288, but knives forged out of solid, and all instruments with metal nickel-plated handles . . .	6	2	0

* The items marked thus * are not illustrated.

No. **Post-Mortem Instruments,** *continued,*—



4290.

£ *s. d.*

4290 **Aseptic Set.** The knives, etc., forged out of solid steel, all handles nickel plated. The instruments fitted in metal frames in a metal tray. The tray forms an inside lining to mahogany case, consisting of,—

Cartilage Knife, Catlin, and Saw, each with separate handle; Chisel, Spine Wrench, Hammer, 2 Scalpels, Bowel Scissors, strong Scissors, Spring Forceps, Chain Hook, Blowpipe, and Needles 6 3 0



4291.

4291 **Aseptic Set.** The knives, etc., forged out of solid steel, all handles nickel plated. The instruments fitted in metal frames in a metal tray. The metal tray forms an inside lining to mahogany case, consisting of,—

Saw, strong Cartilage Knife, Catlin, and Single Edge Knife, each in separate handles; 3 Scalpels, Brain Knife ($8\frac{1}{2}$-in. blade), Bone Forceps, Hammer, Chisel, Chisel with cross handle, Spine Wrench, Bowel Scissors, large and small Scissors, Dissecting Forceps, Chain Hooks, Blowpipe and Needles 8 14 0

No.

Post-Mortem Instruments, *continued,—*

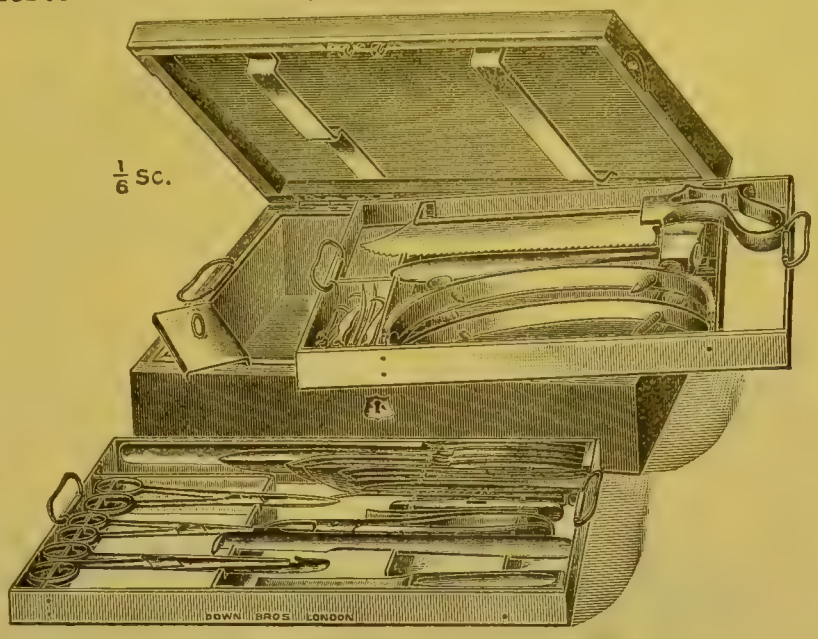

4292.

£ s. d.

4292 **Aseptic Set.** The knives, etc., forged out of solid steel, all handles nickel plated and fitted in metal frames in a metal tray. The tray forms an inside lining to mahogany case, consisting of,—

Saw, strong Cartilage Knife, Catlin and Single Edge Knife, each in separate handles; 3 Scalpels, Brain Knife (8½-in. blade), Bone Forceps, Hammer, Chisel, Chisel with cross handle, Skull Coronet, Spine Wrench, Bowel Scissors, large and small Scissors, Dissecting Forceps, Chain Hooks, Blowpipe, and Needles . . 10 8 0



4293.

4293 **Aprons,** waterproof, with Sleeves . . . . . each 0 16 6
Ditto, without Sleeves . . . . . „ 0 13 6

(*See also pages* 2193–2194.)

No. **Post-Mortem Instruments,** *continued*,—



4294.



4295.

		£	s.	d.
4294	**Blowpipes,** German silver. . . . . each	0	1	0
4295	Ditto, common, with curved end . . . . . „	0	0	9
4296*	Ditto, with vulcanite Mouthpiece . . . . . „	0	2	0

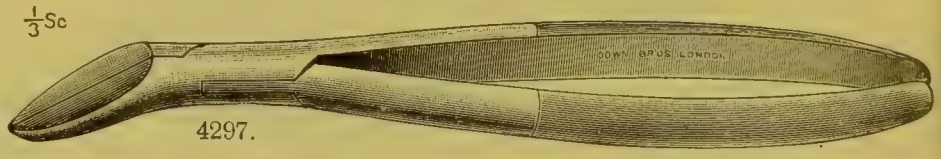

4297.

Bone Forceps, nickel plated (*see also pages* 93–94),—

4297	Angle on flat, 12 inch, very powerful . . . . each	0	19	0
4298*	Straight, ditto, ditto . . . . . „	0	16	0

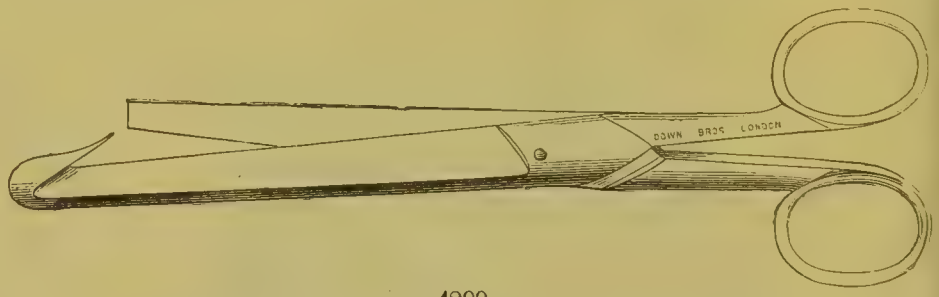

4299.

4299	**Bowel Scissors, nickel-plated shanks,** 2 sizes, each, 7-in., 7*s.*; 8½-in.	0	8	0
4300*	Ditto, small size for children, 6¼-in. . . . . each	0	6	0



4301.

4301	Guy's pattern, 2 sizes . . . each, 7½-in., 7*s.*; 8½-in.	0	8	0

* The items marked thus * are not illustrated.

No.

Post-Mortem Instruments, *continued*,—

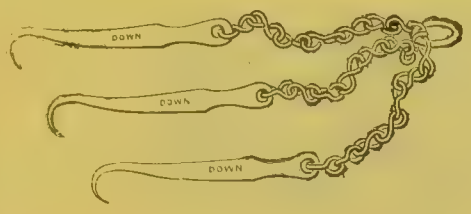

4302.



4303.

		£	s.	d.
4302	Chain Hooks . . . . . per set	0	1	6
4303	Double Folding Sharp Hooks . . . . . each	0	1	9



4304.



4305.

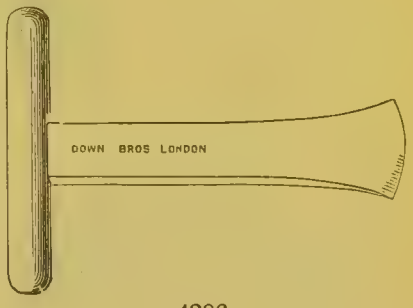

4306.

Chisels,—

4304	With ebony handle . . . . . each	0	4	0
4305	Solid forged steel, nickel-plated handle . . . . „	0	6	6
4306	With steel nickel-plated cross handle, fixed or loose . „	0	3	6



4307.

4307	Rectangular, with nickel-plated steel handle . . . each	0	3	6



285.

Dissection Forceps (*see also pages* 71–73),—

285	Ordinary plain, not nickel plated, each, 5-in., 1*s* 6*d*.; 5½-in.	0	1	9
4308*	Ditto, long, nickel plated, 7½-in. . . . . each	0	4	6
4309*	Ditto, ditto, nickel plated, 10-in. . . . . „	0	6	0

* The items marked thus * are not illustrated.

No.

Post-Mortem Instruments, *continued*,—

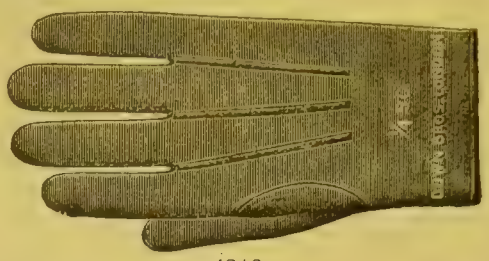

4310.

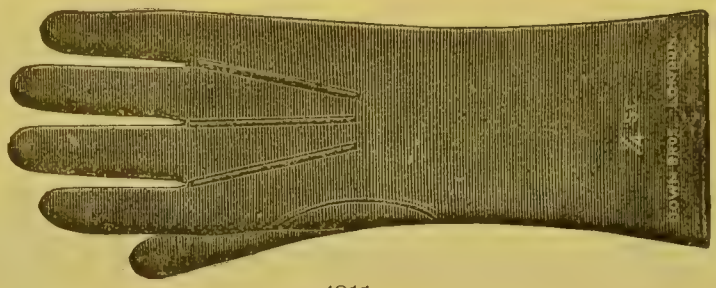

4311.

No.		£	s.	d.
	Gloves,—			
4310	India-rubber, 4 sizes, $7\frac{3}{4}$, 8, $8\frac{1}{4}$ and $8\frac{1}{2}$ . . . per pair	0	4	6
4311	Ditto, with Gauntlets, 4 sizes, $7\frac{3}{4}$, 8, $8\frac{1}{4}$ and $8\frac{1}{2}$. „	0	7	0
4312*	Ditto, "Photographic," 4 sizes, $7\frac{3}{4}$, 8, $8\frac{1}{4}$ and $8\frac{1}{2}$. „	0	7	0

(*See also* Operating Gloves, *page* 82)



4313.

Hammers, nickel plated,—

4313	With plain steel handle . . . . . each	0	6	6
4314*	Ebony handle . . . . . „	0	7	0

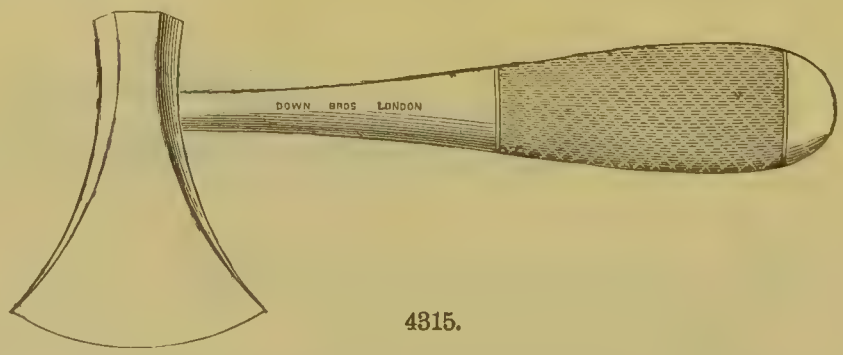

4315.

4315	Large, with hatchet . . . . . each	0	10	6

* The items marked thus * are not illustrated.

No.

Post-Mortem Instruments, *continued*,—



4316.

Brain Knives,—

			Plain Ebony.			Solid forged nickel plated Handles.		
			£	s.	d.	£	s.	d.
4316	Brain, 6-in blade	each	0	5	6	0	7	6
	Ditto, 8½-in. blade	,,	0	7	6	0	9	6
	Ditto, 10-in. ,, ...	,,	0	9	6	0	11	6
	Ditto, 16-in. ,, as used at Guy's .	,,	1	10	0			



4317.

Cartilage Knives,—

4317	Strong, with tang through ebony handle, 2 sizes—3¼-in. and 3¾-in. blades	4s. 6d. and	0	5 6
4318*	Solid forged, nickel-plated handle; each, 3¼-in., 6s. 6d.; 3¾-in.		0	7 6
4319*	With Catlin, Chisel, and Saw in socket handle, plain ebony,	each	0	18 6
4320*	Ditto, with Catlin, Chisel, and Saw in socket handle, with metal scales	each	1	0 0



4321.

Catlins,—

4321	Strong, with tang through handle, ebony . . .	each	0	6 6
4322*	Solid forged, nickel-plated handle	,,	0	8 6



4323.

Single-edge Knives,—

4323	Strong, with tang through ebony handle, 4 sizes, each, 3¼-in., 4s. 3d.; 3¾-in., 4s. 6d.; 4¼-in., 5s.; 4¾-in.		0	5 6
4324*	Solid forged, nickel-plated handle, each, 3¼-in., 6s. 3d.; 3¾-in., 6s. 6d.; 4¼-in., 7s.; 4¾-in,		0	7 6

* The items marked thus * are not illustrated.

No. **Post-Mortem Instruments,** *continued,*—

£ s. d.

Mallets (*see pages* 111–112).



862.

862 **Needles,** 3, 4, 5, and 6-in., in packets containing ½ doz. assorted, per doz. 0 3 0



4325.

Retractors, nickel-plated (*see also pages* 33–42).

4325 With steel handles . . . . . each 0 4 0

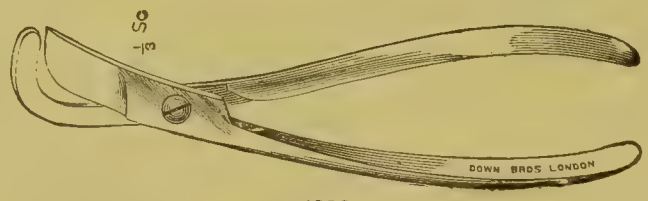

4326.

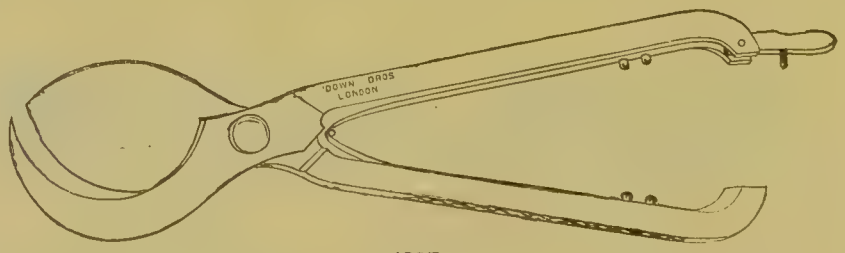

4327.

Rib Shears, nickel-plated handles,—

4326 Common, without spring . . . . . each 0 9 6
4327 With spring . . . . . „ 0 16 6

No. **Post-Mortem Instruments,** *continued,*—

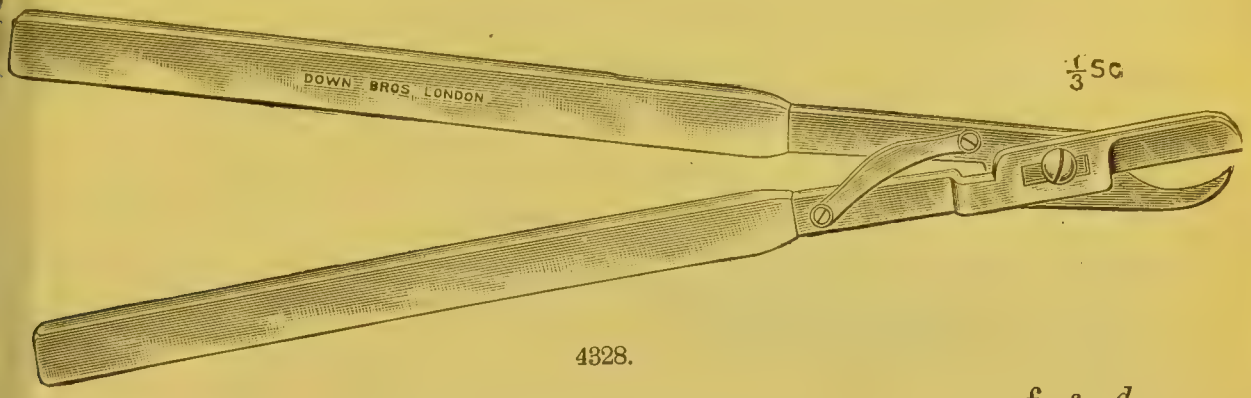

4328.

		£	s.	d.
	Rib Shears, nickel-plated handles, *continued,*—			
4328	Very powerful, as made for St. Thomas's Hospital . . each	1	15	0

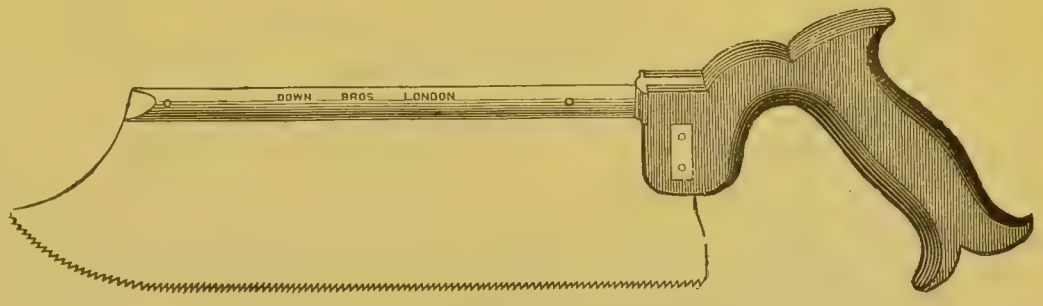

4329

Saws,—

4329	With nickel-plated back and ebony handle . . . each	0	11	6
4330*	Ditto, with metal handle, nickel plated . . . „	0	14	6

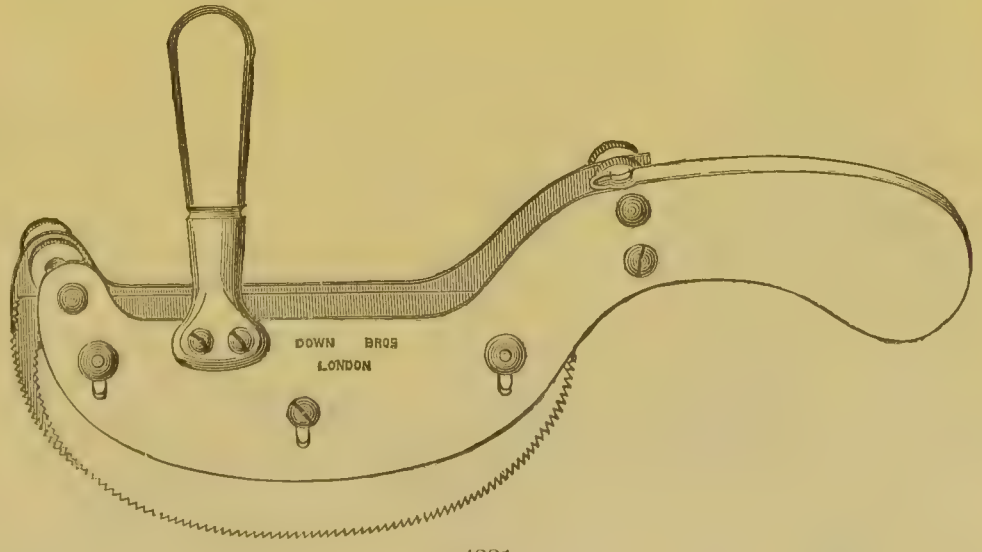

4331.

4331	Spine, double bladed, with metal handle . . . . each	2	2	0

* The items marked thus * are not illustrated.

No.

Post-Mortem Instruments, *continued*,—



202.



202*a*.

		£	*s.*	*d.*
202	**Scalpels**, solid forged, with nickel-plated handles . per doz.	1	10	0
202*a*	Ditto, with ebony handles . . . . . „	0	17	0
202*b**	Ditto, ditto, strong, breast knife size, with tang through ebony handle „	2	2	0

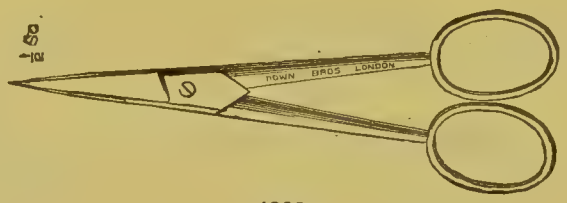

4332.

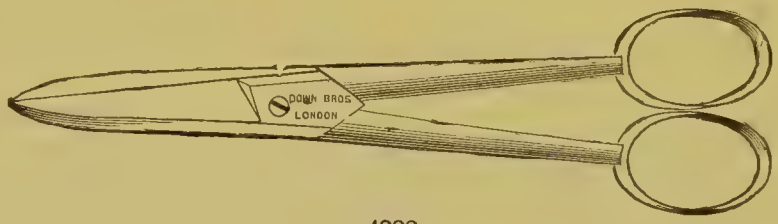

4333.

Scissors, nickel-plated shanks,—

4332	Fine points . . . each, 4½-in., 2*s.*; 5-in., 2*s.* 3*d.*; 5½-in.	0	2	9
4333	Strong . . . . . each, 6¼-in., 3*s.* 6*d.*; 7-in.	0	4	0

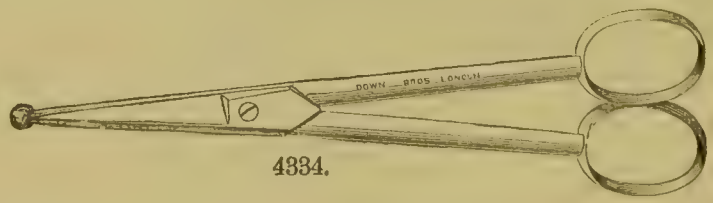

4334.

4334	With ball end for Ducts, 7-in. . . . . . each	0	5	6

* The items marked thus * are not illustrated.

No.

Post-Mortem Instruments, *continued*,—

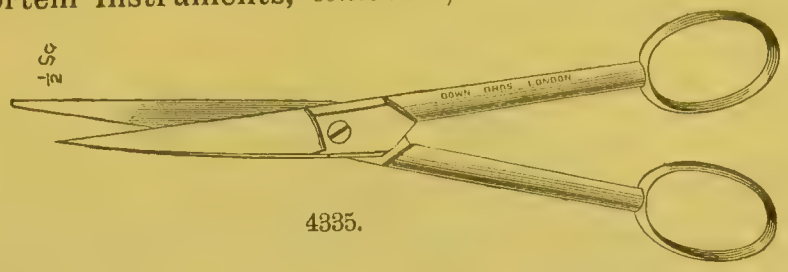

4335.



4336.

		£	s.	d.
	Scissors, nickel-plated shanks, *continued*,—			
4335	With 1 fine blunt point for Ducts, $6\frac{1}{2}$-in.. . . . each	0	4	0
4336	With 1 probe ended blade for Ducts, $4\frac{1}{2}$-in. . . . „	0	3	6

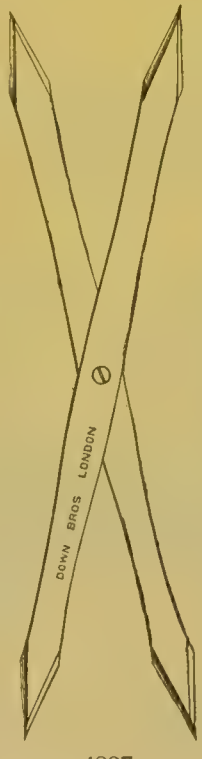

4337.

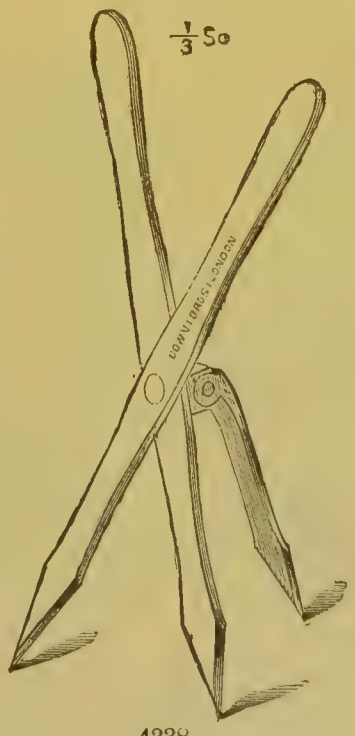

4338.

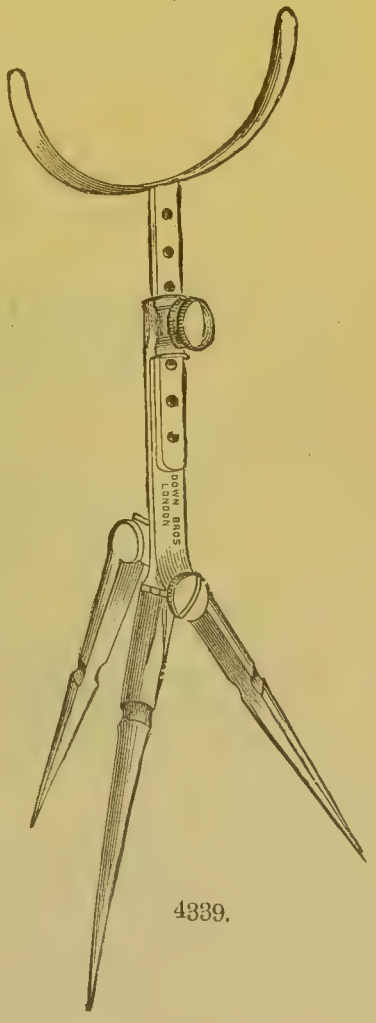

4339.

Skull Rests, nickel plated,—

4337	Plain, bipod . . . . . each	0	4	0
4338	Ditto, tripod . . . . . „	0	8	6
4339	Tripod, adjustable . . . . . „	0	15	0

No. **Post-Mortem Instruments,** *continued,*—

£ s. d.

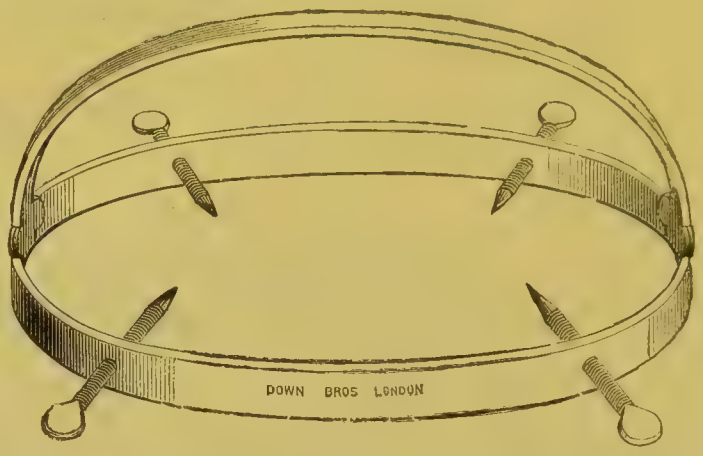

4340.

Skull Rests, nickel plated, *continued,*—

4340 Coronet, with raised middle bar to leave room for hand . each 1 4 0

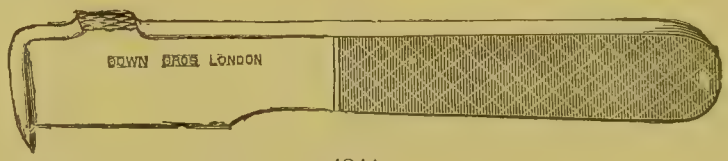

4341.

4341 **Spine Wrench, nickel plated** . . . . . each 0 5 0

Tables, Post-Mortem (*see pages* 2196–2198).



4342.

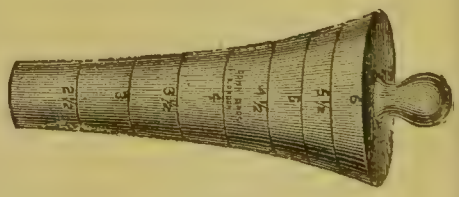

4343.

4342 **Vulcanite Graduated Cones,** for heart measurements . each 0 2 6

4343 Ditto . . . . . „ 0 5 6

No.

Osteology.

The supply of these preparations being limited, we cannot undertake to have on hand all those enumerated.

No.		£	s.	d.
	Articulated Skeletons,—			
4344*	No. 1. Articulated Skeleton, in box	6	6	0
	No. 2. Ditto, fine, in box	7	7	0
	No. 3. Ditto, finest procurable, articulated in superior manner, for lecturing purposes, in box	9	9	0
4345*	Articulated Skeleton, for the use of schools, etc., wired with spiral elastic springs for illustrating dislocations, etc.; on Stand . . . . . each	16	16	0
4346*	Oak Stands on wheels, with upright for suspending skeleton, each	1	10	0
4347*	Stained Wood Cabinets, to contain any of the above . „	3	3	0
4348*	Handsome mahogany ditto . . . . . „	4	4	0
4349*	**Dis-Articulated Skeletons,—**			
	No. 1. Dis-Articulated Skeleton, complete in box	3	15	0
	No. 2. Ditto, superior quality, complete in box	4	10	0

Either of the above sets in mahogany case, 13*s.* 6*d.* extra.



4350.

No.		£	s.	d.
4350	**Half Skeletons,—**			
	No. 1. Half Skeleton, consisting of skull with horizontal section, the vertebral column, os innominatum, sacrum, sternum, 1 hand, scapula, clavicle, humerus, radius, and ulna, 1 foot, femur, patella, tibia and fibula, and ribs of one side; in box	3	0	0
	No. 2. Ditto, superior quality, in box	3	10	0

Either of the above sets in mahogany case, 13*s.* 6*d.* extra.

* The items marked thus * are not illustrated.

No.	Osteology, *continued*,—	£	s.	d.
4351*	**Articulated Skulls,—**			
	No. 1. Articulated Skull . . . . . each	1	5	0
	No. 2. Ditto, with horizontal section . . . . ,,	1	10	0
	No. 3. Ditto, ditto, and vertical section . . . ,,	1	15	0
4352*	**Dis-Articulated Skulls,—**			
	No. 1. Dis-Articulated Skull . . . . . in box	1	15	0
	No. 2. Ditto, fair specimen . . . . . ,,	2	2	0
	No. 3. Ditto, finest procurable ditto . . . . ,,	2	10	0
4353*	**Skulls cut in seven sections,** showing all cavities. The parts are hooked together, and can be disconnected at will, each	3	10	6
4354*	**Feet,** strung on catgut . . . . . ,,	0	7	6
4355*	**Female Pelvis,** with natural ligaments and fœtal skull . ,,	2	10	0
4356*	**Fœtal Skull** . . . . . ,,	0	9	6
4357*	**Hands,** strung on catgut . . . . . ,,	0	7	6
4358*	**Leather Figure or "Phantom,"** with fœtus and placenta for obstetric demonstrations . . . . . each	5	5	0
4359*	Ditto, Professor Schultze's of Jena, consisting of model pelvis and doll, and set of metal fittings for narrowing the opening of the pelvis in different degrees . . . complete	9	19	6
4360*	Ditto, ditto, same as above, but internal parts covered in india-rubber . . . . . complete	11	11	0
4361*	Diagrams for illustrating child-birth, Schultze's, per set in tin case	4	4	0
4362*	**Vertebral Column,** strung on catgut . . . . each	0	18	6

Anatomical Models in Papier-mâché

Supplied to order.
Particulars on application.

---

* The items marked thus * are not illustrated.

No.

Anatomical and Dissection Instruments.

		£	s.	d.
	Anatomical and Dissection Instruments,—			
4363*	**Set.** Consisting of 4 Scalpels in ebony handles, pair Scissors, Forceps, Chain Hooks, Needle, and Blowpipe; in mahogany case	0	15	9
	The same set, with solid forged Scalpels, nickel-plated handles	1	0	0

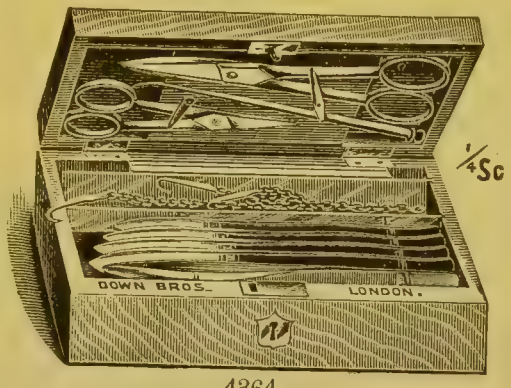

4364.

4364	**Set.** Consisting of 4 Scalpels with ebony handles, 2 pairs Scissors, Forceps, Chain Hooks, Blowpipe, 2 Needles and Hone	1	1	0
	The same set, with solid forged Scalpels, nickel-plated handles	1	5	3

If fitted with Saw, 2*s.* 9*d.* extra.



4365.

4365	**Set.** Consisting of 6 Scalpels in ebony handles, pair strong Scissors, pair fine Scissors, Forceps, Chain Hooks, Blowpipe, and Needle; in mahogany case	1	1	0
	The same set, with solid forged Scalpels, nickel-plated handles	1	7	6

* The items marked thus * are not illustrated.

No. **Anatomical and Dissection Instruments,** *continued,*—

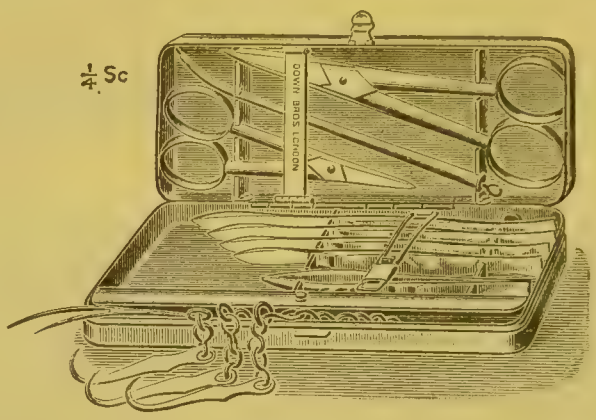

4366.

£ s. d

Anatomical and Dissection Instruments, *continued,*—

4366 **Dissecting Case,** Aseptic, containing,—
2 Pairs Scissors, 1 Pair Fluted Dissecting Forceps nickel plated, 4 solid-forged Scalpels, Blow-pipe, Chain Hooks, 2 Needles 1 17 6

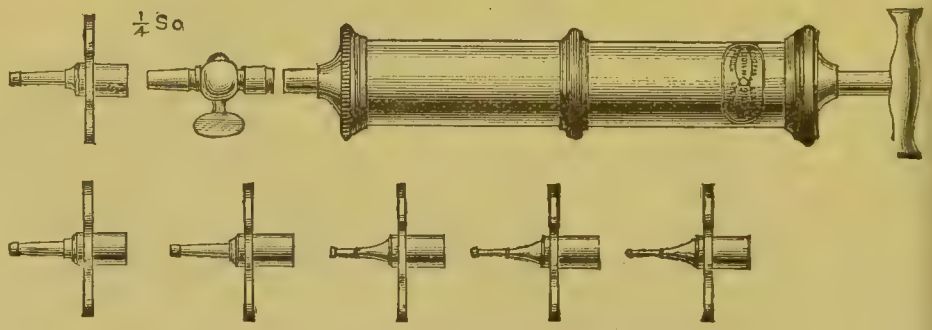

4367.

Anatomical Syringes,—

4367 Brass, with set of 6 Pipes and Stopcock; in mahogany case, 2-oz., 16*s.*; 4-oz., 20*s.*; 6-oz., 30*s.*; 8-oz., 50*s.*; 16-oz. . 2 15 0

4368* **Bird-Stuffing Instruments** . . . . . per set 1 2 0

Blowpipes (*see page* 984).

Chain Hooks (*see page* 985).

Forceps (*see pages* 985, 1006).

Gloves, india-rubber (*see pages* 82, 986).

4369* **Hones,** for Dissecting Cases . . . . . each 0 1 0

Needles (*see page* 988).

Scalpels (*see page* 990).

Scissors (*see pages* 990–991).

4370* **Strops,** for Dissecting Cases . . . . . each 0 1 0

* The items marked thus * are not illustrated.

No.

Microscopes and Microscopic Dissection Instruments, etc.

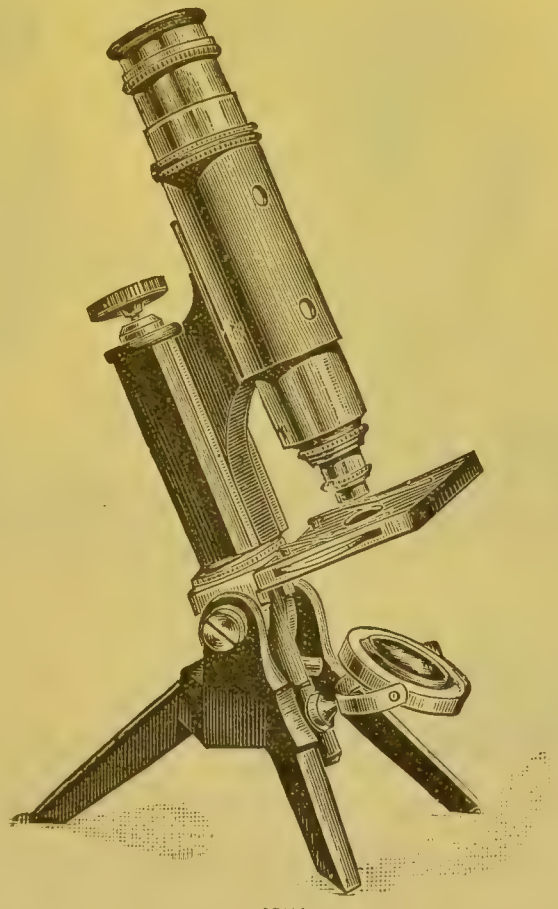

4371.

No.		£	s.	d.
4371	**The "Worker" Microscope**, with 1 Eyepiece and $\frac{1}{4}$-in. and 1-in. Objectives, rotating Diaphragm, and plane and concave Reflector; in mahogany case	3	15	0
	If with $\frac{1}{6}$-in. in place of the $\frac{1}{4}$-in. Objective	4	0	0
	Fitted with $\frac{1}{6}$ and $\frac{1}{2}$-in. Objectives, Double Nosepiece (12*s.* 6*d.*), and pointer to Eyepiece (3*s.* 6*d.*)	5	0	0

MAGNIFYING POWER OF OBJECTIVES.

1-inch	Draw tube closed	40	diameters.
	" pulled out . . .	85	"
$\frac{1}{4}$-inch	" closed	140	"
	" pulled out . . .	280	"
$\frac{1}{2}$-inch	" closed	120	"
	" pulled out . . .	200	"
$\frac{1}{6}$-inch	" closed	170	"
	" pulled out . . .	340	"

No. **Microscopes, etc.,** *continued,*—

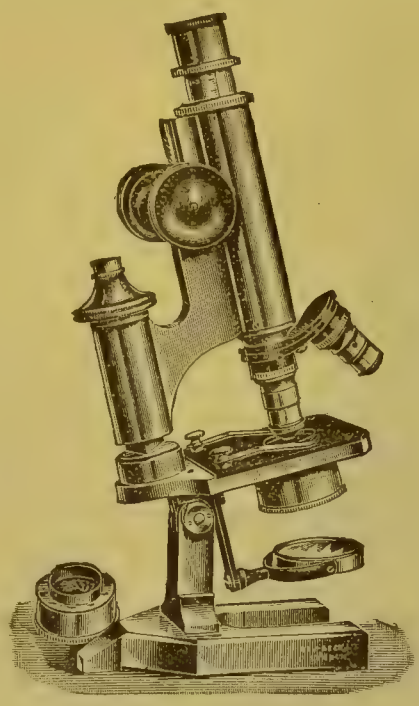

4372.

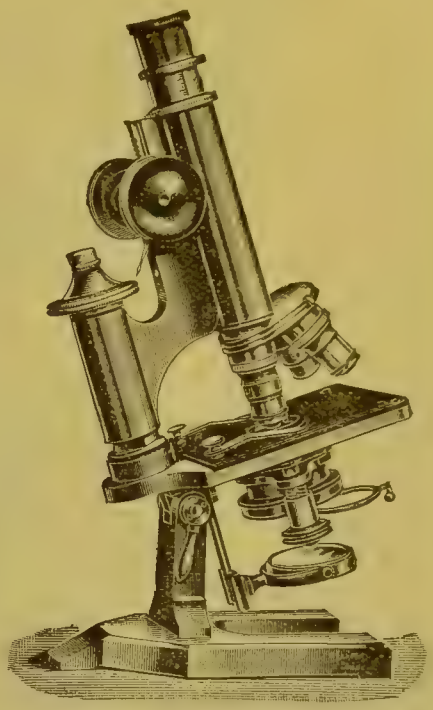

4373.

No.		£	s.	d.
4372	**Beck's "London" Microscope** (Small Model), consisting of Stand with coarse and fine adjustment, 1 Eyepiece, $\frac{2}{3}$, $\frac{1}{6}$ or $\frac{1}{8}$th in. Objectives, with Double Nosepiece	6	1	6
	If with single Nosepiece only	5	12	6
	Magnifying power, 82 to 400 diam.			
4373	**Beck's "London" Microscope** (Large Model), consisting of Stand, with 3 Eyepieces, $\frac{2}{3}$ and $\frac{1}{6}$ in. Objectives, and $\frac{1}{12}$th or $\frac{1}{14}$th Oil Immersion, Dust-tight Triple Nosepiece, and Abbé Condenser, with Iris Diaphragm . .	14	14	6
	Magnifying power, 54 to 1,650 diam.			

No. **Microscopes, etc.,** *continued,*—

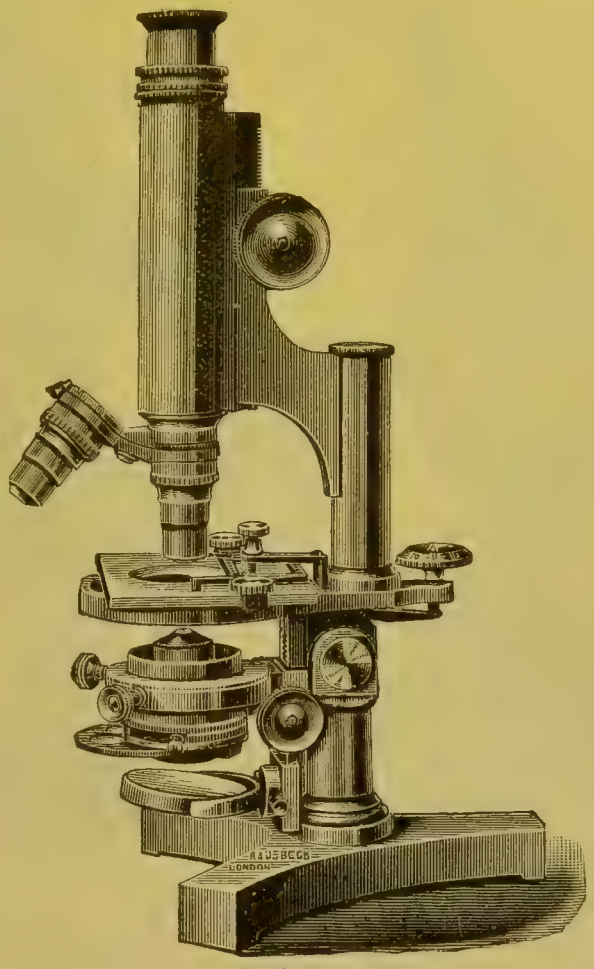

4374.

No.		£	s.	d.
4374	**Beck's "Pathological" Microscope,** with removable mechanical top-stage, large square stage, and complete substage, 2 Eyepieces, 1-in. Objective, ¼-in. Objective with collar adjustment, and $\frac{1}{12}$th Oil Immersion, Achromatic Condenser with Iris Diaphragm and Triple Nosepiece .	26	0	0
	Magnifying power, 38·5 to 880.			
4375*	**Leitz's Portable Folding Microscope,** for bedside testing, in handsome leather case, with handle for carrying . .	17	0	0
	N.B.—All other models Leitz's Microscopes supplied at their Catalogue prices. *Particulars on application.*			

* The items marked thus * are not illustrated.

No. **Microscopes, etc.,** *continued*,—

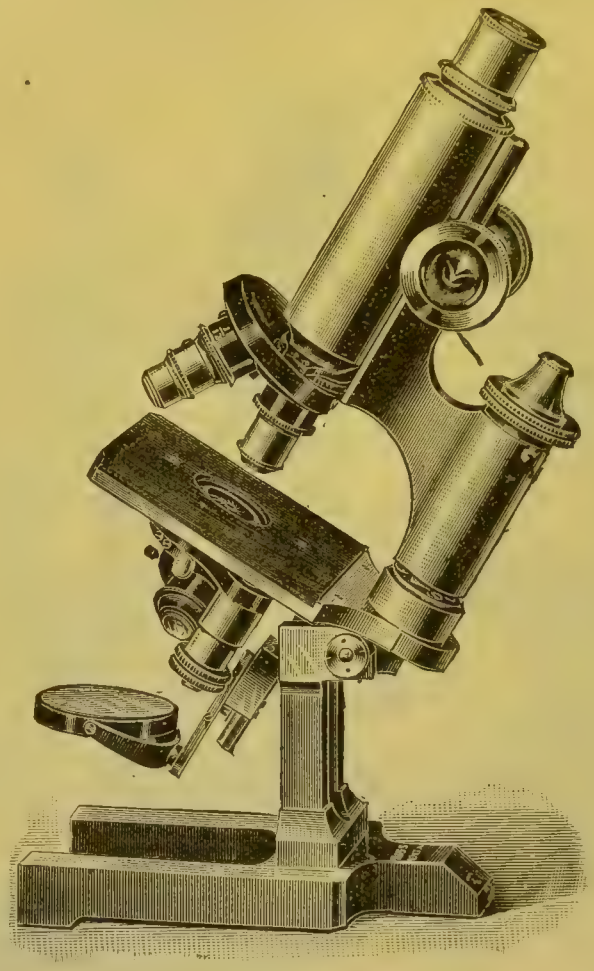

4376.

No.		£	s.	d.
4376	**Ross' No. 2 Standard Microscope** comprises complete outfit for Medical Work (inclusive of Bacteriology and Haematology). Stand with horse-shoe base, with coarse and fine adjustment, 2 Eyepieces, $\frac{2}{3}$, $\frac{1}{6}$ Objectives, and $\frac{1}{12}$th in. Oil Immersion Triple Revolving Dust-proof Nosepiece, Focussing Screw Action, Swing-out Sub-stage, with Abbé Condenser, in mahogany case, complete	18	10	0
	Range of magnifying power with this instrument, 50 to 1,000 diam.			
	The Instrument completely fitted up comprises the following separate prices,—			
	Stand with one eyepiece	6	0	0
	Extra eyepiece	0	6	0
	Object Glasses, $\frac{2}{3}$, £1 5*s*.; $\frac{1}{6}$, £2	3	5	0
	$\frac{1}{12}$ Oil immersion	5	0	0
	Triple nosepiece	1	7	0
	Screw focussing swing-out sub-stage	0	15	0
	Abbé Condenser	1	5	0
	Mahogany case	0	15	0

No. **Microscopes, etc.,** *continued,*—



4377.

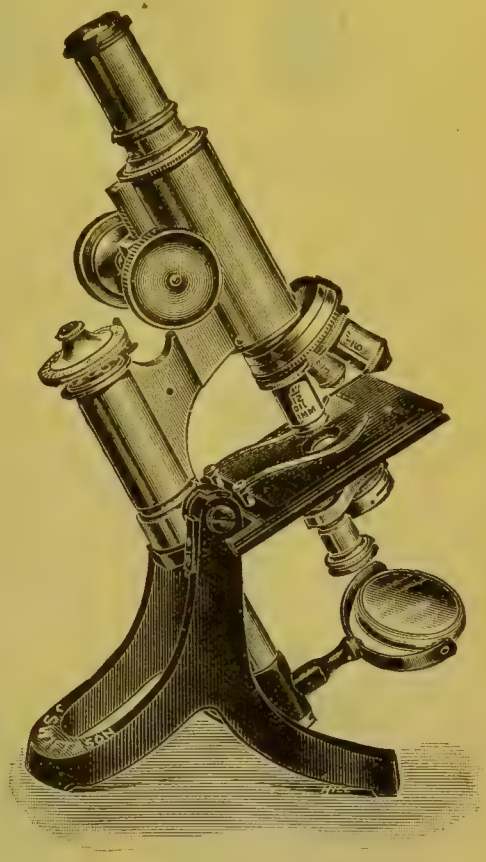

4378.

		£	s.	d.
4377	**Swift's "Discovery" Histological and Physiological Microscope** (as supplied to the Antarctic Expedition), fitted with $\frac{2}{3}$-in. N.A. 0·30 and $\frac{1}{6}$-in. N.A. 0·85 Objectives and Iris Diaphragm with single nosepiece, £6 15*s.*; with double nosepiece	7	10	0
	Abbé Condenser, N.A. 1·00 . . . . . extra	0	10	6
	Mechanical Stage (easily applied and removed) . . „	2	10	0
4378	**Swift's Bacteriological Microscope** (from suggestions by Dr. Delepine, Professor of Bacteriology, Owen's College), fitted with triple dust-proof nosepiece, $\frac{2}{3}$-in. N.A. 0·30, $\frac{1}{6}$-in. N.A. 0·85 and $\frac{1}{12}$-in. oil immersion N.A. 1·30 Objectives, Vulcanite Stage, Abbé Condenser with Iris Diaphragm, and special focussing adjustment.	15	0	0

If without the $\frac{1}{12}$-in. Oil Immersion Lens, £5 less.

No.

Microscopes, etc., *continued*,—

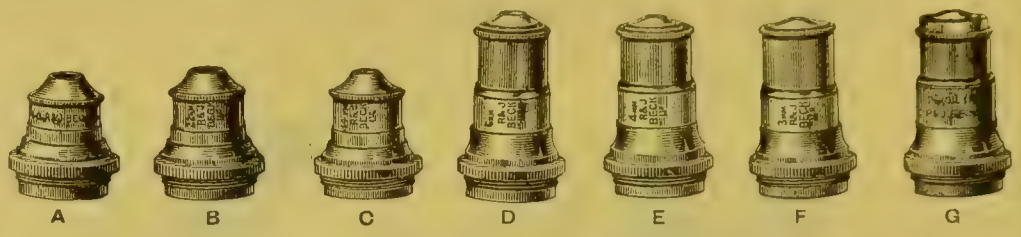

A B C D E F G

4379.

4379 **Achromatic Object Glasses, Beck's (SERIES A).**

	English Designation.	Focal Length in Millimetres.	Angular Aperture.	Numerical Aperture.	160 mm. (6½ in.) length of body. Eyepieces. 1	2	3	200 mm. (8 in.) length of body. Eyepieces. 1	2	3	Price. £	s.	d.
a	2 in.	40 mm.	7°	0·06	16	24	45	21	32	61	0	16	0
b	1 „	22 „	15°	0·13	38·5	59	111	49	74	140	0	12	6
c	⅔ „	14 „	17°	0·15	54	82	152	68	102	192	0	13	0
d	¼ „	6 „	85°	0·68	147	220	420	183	270	510	1	2	0
e	⅙ „	4 „	90°	0·71	216	328	620	270	400	760	1	11	6
f	⅛ „	3 „	110°	0·82	290	430	820	360	530	1000	2	2	0
				Homogeneous Oil Immersion.									
g	1/12 in.	2 mm.	—	1	480	720	1360	590	880	1650	4	4	0



A B C D E F G H I

4380.

4380 **Achromatic Object Glasses, Beck's (SERIES B).**

	English Designation.	Focal Length in Millimetres.	Angular Aperture.	Numerical Aperture.	160 mm. (6½ in.) length of body. Eyepieces. 1	2	3	200 mm. (8 in.) length of body. Eyepieces. 1	2	3	Price. £	s.	d.
a	2 in.	40 mm.	8°	0·07	16	24	45	21	32	61	1	1	0
b	1½ „	30 „	15°	0·13	21	33	61	28	42	80	1	6	6
c	1 „	22 „	18°	0·16	36	55	106	46	70	133	1	6	6
d	⅔ „	16 „	20°	0·18	49	75	140	63	93	176	1	6	6
e	½ „	12 „	38°	0·33	80	120	225	100	150	280	1	11	6
	With Correction Collar.												
f	¼ in.	6 mm.	85°	0·68	147	220	420	183	270	510	2	2	0
g	⅙ „	4 „	110°	0·82	216	328	620	270	400	760	2	18	0
h	⅛ „	3 „	110°	0·82	290	430	820	360	530	1000	3	13	6
				Homogeneous Oil Immersion.									
i	1/12 in.	2 mm.	—	1·25	480	720	1360	590	880	1650	5	5	0
*j**	1/16 „	1·5 „	—	1·25	640	960	1810	780	1180	2200	9	9	0

The Object Glasses which do not have a Correction Collar are adjusted for cover glass ·006 inches (·15 mm.) thick. They are all supplied in brass Boxes, and many of the powers are approximately the required lengths to focus with a Double Nosepiece.

* The items marked thus * are not illustrated.

No. **Microscopes, etc.,** *continued*,— £ *s.* *d.*



4381.



4382.

Eyepieces (Beck's),—

4381 Nos. 1, 2, and 3, suitable for Microscopes Nos. 4372 and 4373 each 0 5 6

4382 Nos. 1, 2, and 3, suitable for Microscope No. 4374 . . „ 0 8 6

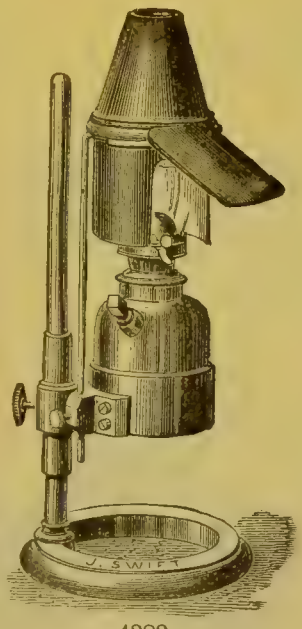

4383.



4383*b*.

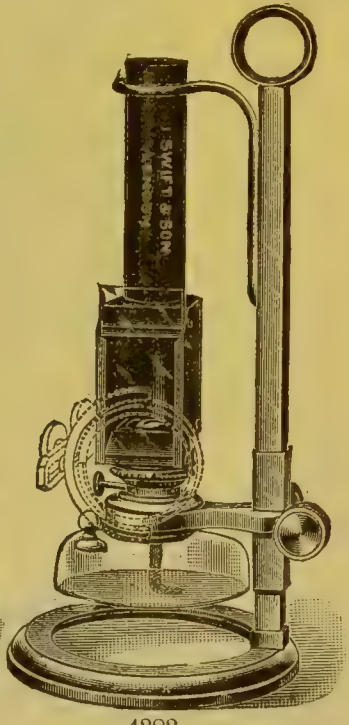

4383*a*.

Microscope Lamps,—

4383 With peaked shade and glass chimney . . . . each 0 15 6

Wooden case for above, 3*s.* 6*d.* extra.

4383*a* With Metal Chimney and glass window . . . . „ 1 11 6

4383*b* Nelson's Aplantic Condenser to fit same . . . . „ 1 7 0



4384.



4385.

Accessories for use with Microscopes,—

4384 Camera Lucida, neutral tint, Beale's . . . . each 0 6 6

4385 Ditto, prism form, Wollaston's . . . . . „ 0 10 6

No. **Microscopes, etc.,** *continued,*—



4386.



4387.

Accessories for use with Microscopes, *continued,*—

		£	s.	d.
4386	Eyepiece Micrometer, ruled on glass, with brass mount and adjusting screw . . . . . each	1	1	0
	Eyepiece must be slotted to take this.			
4387	Glass Micrometer . . . . . each	0	6	0
4388*	Frog Plate . . . . . „	0	11	0
4389*	Glass Slip with ledge . . . . . „	0	1	0



4390.



4391.

4390	Glass Trough, complete with Wedge and Spring . . each	0	6	0
4391	Live Box, 2 sizes . . . . . each, 5*s.* and	0	11	0



4392.

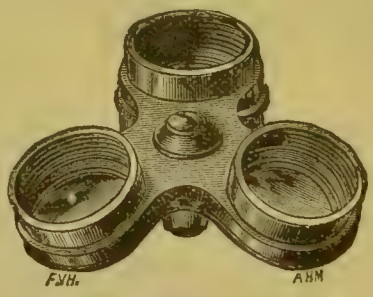

4393.

4392	Nosepieces, double . . . . . each	0	12	6
4393	Ditto, triple . . . . . „	1	5	6



4394.

4394	Polarizing Apparatus . . . . . each	1	11	6
4395	Ditto, larger prism (suitable for Microscope No. 4374) . „	1	16	6

* The items marked thus * are not illustrated.

No.		£	s.	d.
	Microscopes, etc., *continued*,—			
	Accessories for use with Microscopes, *continued*,—			
4396*	Side Condensing Lens . . . . . each	0	5	6
4397*	Stand Condensing Lens . . . . each, 8*s.* 6*d.* and	0	12	6
4398*	Sub-Stage Condenser . . . . . each	0	12	0
4399*	Stage Forceps . . . . . „	0	5	0

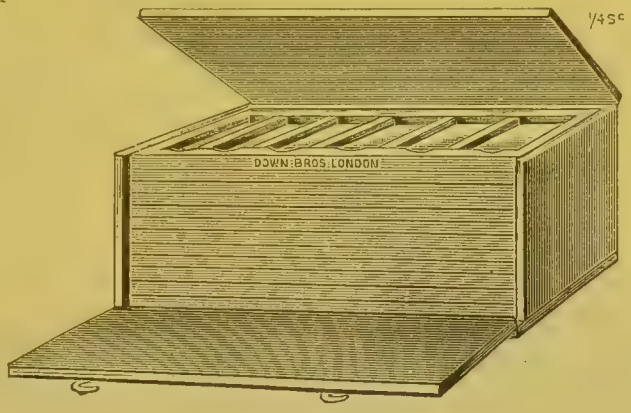

4400.

Cases for Holding Microscopic Slides,—

4400	White Wood, polished, to hold 6 dozen . . . . each	0	4	0
4401*	**Microscopic Slides,** 3 × 1, ground edges . . . per gross	0	3	9
4402*	Ditto, ditto, hollowed . . . . . per doz.	0	1	3
4403*	Covers for ditto, circles,—			
	No. 1, average thickness ·005 in 3 sizes, $\frac{5}{8}$, $\frac{3}{4}$ and $\frac{7}{8}$-in. per oz.	0	4	6
	No. 2 „ ·008 „ $\frac{5}{8}$, $\frac{3}{4}$ and $\frac{7}{8}$-in. „	0	3	6
	No. 3 „ ·01 „ $\frac{5}{8}$, $\frac{3}{4}$ and $\frac{7}{8}$-in. „	0	2	6
4404*	Covers for ditto, squares,—			
	No. 1, average thickness ·005 in 3 sizes, $\frac{5}{8}$, $\frac{3}{4}$ and $\frac{7}{8}$-in. per oz.	0	4	6
	No. 1 „ ·005 $2\frac{1}{4} \times \frac{3}{4}$-in. „	0	4	6
	No. 2 „ ·008 in 3 sizes $\frac{5}{8}$, $\frac{3}{4}$ and $\frac{7}{8}$-in. „	0	3	6
	No. 3 „ ·01 „ $\frac{5}{8}$, $\frac{3}{4}$ and $\frac{7}{8}$-in. „	0	2	6
	Microscopic Dissection Instruments,—			
4405*	**Set.** Consisting of 4 Knives, 1 Needle, Spring Forceps, and Scissors, in morocco case	0	15	0



4406.

4406	**Set.** Consisting of 4 Knives, 2 Hooks, Needle, 2 pairs Spring Forceps, Self-holding Forceps, Spring Scissors, and Magnifying Lens; in morocco case	1	10	0

* The items marked thus * are not illustrated.

No. **Microscopes, etc.,** *continued,*—

£ s. d.

Microscopic Dissection Instruments, *continued,*—

4407* **Set** (Dr. Mahomed's). Consisting of 1 Knife, 2 Scalpels, 2 fine Needles, Needle Holder, 2 Section Razors, small and large Lifters, pair Dissecting Scissors, pair fine Scissors, pair Dissecting Forceps, and pair fine Forceps; in plain wood case 1 18 6

4408* **Forceps, brass** . . . . . each 0 1 0



4409.

4409 Forceps, straight (Pake's) . . . . . each 0 2 6
4410* Ditto, curved . . . . . ,, 0 2 9
4411* Ditto, straight, ivory handles . . . . . ,, 0 5 3



4412.



4413.

4412 Forceps, section lifting . . . . . each 0 1 8
4413 Ditto, slide-holding (Blackley's) . . . . . ,, 0 4 0
4414* Hooks, double or single . . . . . ,, 0 1 6
4415* Knives, various shapes . . . . . ,, 0 1 6
4416* Lifters, for lifting sections, straight, flat on handle . . ,, 0 1 6
4417* Ditto, curved on flat, in handle, 2 sizes . . . . ,, 0 2 3
4418* Needles, in fixed handles . . . . . per doz. 0 2 6
4419* Needle Holders . . . . . each 0 1 9
Pipettes (*see page* 1170).
Scalpels (*see page* 990).
4420* Scissors, straight, fine . . . . . each 0 2 0
4421* Ditto, curved on flat . . . . . ,, 0 3 9
4422* Ditto, spring, curved, with ivory handle . . . ,, 0 6 9
4423* Ditto, ditto, steel handle, straight or curved on flat . ,, 0 3 6
4424* Section Knives, Valentin's . . . . . ,, 0 12 0
4425* Section Razors . . . . . ,, 0 2 0
4426* Seekers, in fixed handles . . . . . per doz. 0 4 6
4427* Ditto, on wire handle, with lifter . . . . ,, 0 16 0

* The items marked thus * are not illustrated.

No.

Microscopes, etc., *continued*,—

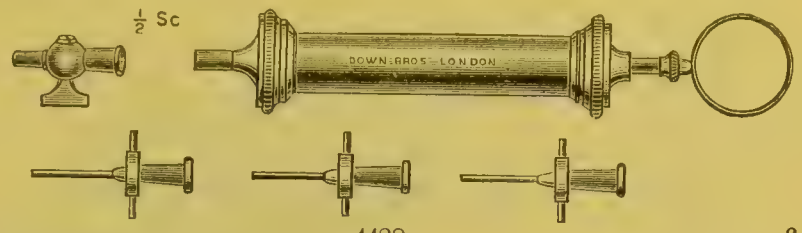

4428.

		£	s.	d.
4428	**Microscopic Syringe,** brass, ¼-oz., with Stopcock and 3 Pipes, in case	0	9	6

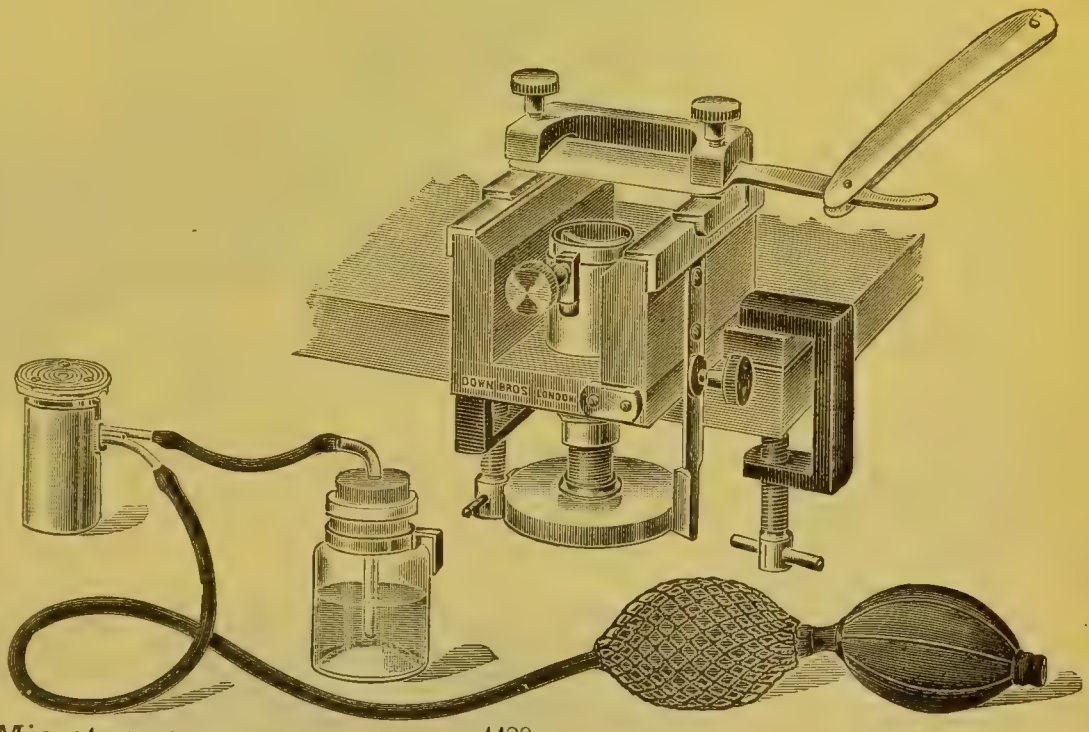

Microtomes,— 4429.

4429	**Cathcart's** improved pattern, with Knife Carrier, Razor, and Bellows, arranged both for Freezing and Imbedding, in card box	1	7	6
4430*	The above, for Freezing only	1	4	0
4431*	The above, for Imbedding only	1	1	0

Either of the above instruments, if supplied with register of thickness, extra 2*s.* 6*d.*

The screw is of the pitch of 40 threads to the inch, and there are 200 teeth in the screw head, so that one tooth is equal to $\frac{1}{8000}$ of an inch. The instrument will work with regularity at two teeth, so that it may be depended upon to cut sections of about $\frac{1}{4000}$ of an inch thick. In the Rocking Microtome one tooth is equal to $\frac{1}{40000}$ of an inch, so this instrument can be depended upon to cut sections which are equal to those cut with the Rocking Microtome when set to ten teeth. It is *possible* to cut a ribbon of sections with this apparatus, but it is not put forward as an instrument to be used for this purpose.

	Wooden Case to contain Microtome . . . . . each	0	2	6
	Cabinet, with separate compartments for Bottle, Clamp, Bellows, and Knife	0	6	0
	Ether Points (extra set)	0	2	0

* The items marked thus * are not illustrated.

No.

Microscopes, etc., *continued,*—

		£	s.	d.
Microtomes, *continued,*—				
Gum Mucilage Solution	per 2-oz. bot.	0	0	6
Methylated Sulphuric Ether	per lb.	0	1	8
Moulds for Paraffin Blocks, L-shaped, small . .	per pair	0	1	6
Ditto, ditto, ditto, large	„	0	2	6
Spray Bellows (when separately supplied)		0	3	0



4432.

4432	Cambridge Rocking Microtome, 1900 pattern, without Razor and Object Holder	3	15	0
	Simple Orienting Object Holder to use with above . . extra	0	5	0
	Object Holder to take wooden blocks . . . . . „	0	5	0
	Razor . . . . . „	0	2	6



4433.

4433	Williams', complete to freeze with ice	2	17	0

N.B.—This machine can be used for embedding with paraffin, celloidin or other medium.

No. **Microscopes, etc.,** *continued,*—

£ *s.* *d.*



4434.

Microtomes, *continued,*—

4434 Willlams', to freeze with Ether 3 5 0
Ice chamber, to use with above instead of Ether . . . 1 2 6



343.

Accessories for Microtomes,—

343 Arkansas Stones, for setting Knives and Razors, 2 sizes, each, 4*s.* 6*d.* and 0 8 3

The Stones measure about $5\frac{1}{2} \times 1 \times \frac{1}{4}$ in., and $5\frac{3}{4} \times 1\frac{1}{2} \times \frac{1}{2}$ in. respectively.

No.

Cupping Instruments.

£ s. d.



4435.

Cupping Instruments,—

4435 **Set.** Consisting of 12-blade Scarificator, Temple Scarificator (4-blade), set of 6 Glasses, Lamp and Spirit Bottle; in brass-bound mahogany case 3 5 0

4436* **Set.** Consisting of 12-blade Scarificator, Exhausting Syringe, set of 6 Glasses, with 2 Stopcocks, Lamp and Spirit Bottle; in mahogany case 3 0 0

4437* **Set.** Consisting of 12-blade Scarificator, set of 6 Glasses, Lamp and Spirit Bottle; in mahogany case 2 0 0

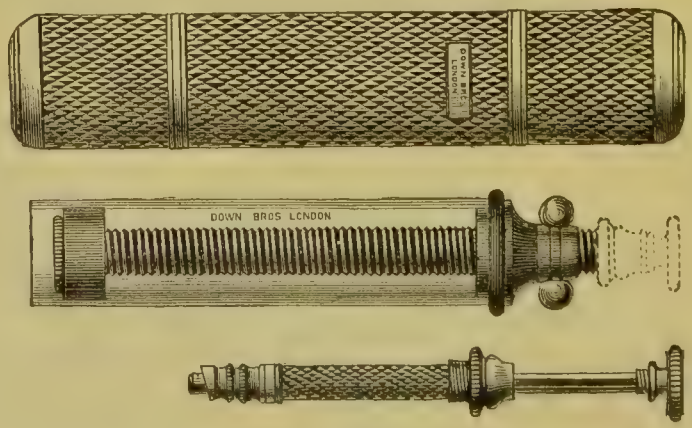

4438.

4438 **Artificial Leeches,** metal cases . . . . . each 1 2 0

4439* Ditto, Heurteloup's, with set of Glasses, in case . . „ 1 0 0

* The items marked thus * are not illustrated.

No.

Cupping Instruments, *continued*,—



4440.

4440 **Brass Exhausting Syringe** for dry cupping, each, 5*s.* 6*d.*; with Stopcock . . . . . £ *s.* *d.* 0 7 6



4441.

4441 Glasses, with brass mounts, to use with same, 3 sizes . each 0 2 0

4442* Set of 3 ditto, with one Stopcock and Exhausting Syringe, in box 0 18 0

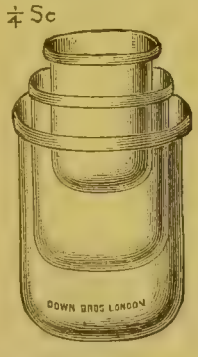

4443.



4444.



4445.

Cupping Glasses,—

4443 Plain . . . . . per doz. 0 7 0

4444 For dry cupping, with 2-oz. india-rubber ball . . „ 1 10 0

4445 Solid Rubber, for dry cupping, 2 sizes . each, 3*s.* 3*d.* and 0 3 9



4446.



4447.

Cupping Lamps,—

4446 Brass . . . . . each 0 2 6

4447 Ditto, ball shape . . . . . „ 0 2 0

* The items marked thus * are not illustrated.

No.

Cupping Instruments, *continued*,—

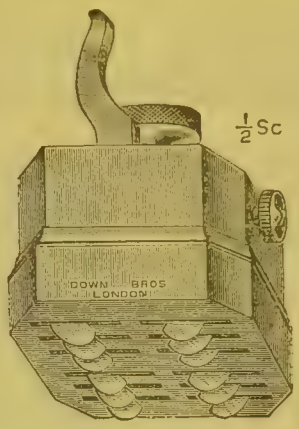

4448.

		£	s.	d.
	Scarificators,—			
4448	Best quality, with 12 blades . . . . . each	1	5	0
4449*	Ditto, with 4 blades . . . . . „	0	18	6
4450*	Ditto, with 6 blades . . . . . „	1	1	0
4451*	Common quality, with 12 blades . . . . . „	0	10	6

Chiropodists' Instruments.

Chiropodists' Sets in ebony handles,—

4452*	**Set.** Consisting of 2 Knives, ebony handles (different shapes); 1 Rasp, ebony handle; leather covered case . set	0	8	3
4453*	**Set.** Consisting of 4 Knives, ebony handles (different shapes); 1 Rasp, ebony handle; leather covered case . set	0	12	6
4454*	**Set.** Consisting of 4 Knives, ebony handles (different shapes); 1 Rasp, ebony handle; 1 pair Scissors; 1 pair Forceps; leather covered case . . . . . set	0	17	6
4455*	**Set.** Consisting of 4 Knives, ebony handles (different shapes); 1 Rasp, ebony handle; 1 pair Scissors; 1 pair Forceps; 1 Self-holding Tenaculum; 1 Nail Nippers; 1 Nail Trimming File; leather covered case . . . . set	1	10	0

* The items marked thus * are not illustrated.

No.

Dermatological Instruments.

£ s. d



4456.

Comedone Extractors, nickel plated,—

4456 Abraham's . . . . . each 0 10 0



4457.



4458.

4457 Robinson's . . . . . each 0 3 6

4458 T-shape . . . . . „ 0 3 6



4459.

4459 Unna's . . . . . each 0 3 0



4460.

4460 **Croton Oil Pricker**, Alder Smith's, nickel plated . . each 0 2 6

No.

Dermatological Instruments, *continued*,—



4461.



4462.



4463.



4464.

Depilatory Forceps, nickel plated,—

		£	s.	d.
4461	Abraham's . . . . . each	0	5	6
4462	Alder-Smith's, curved . . . . . ,,	0	3	6
4463	Ditto, straight, square ends . . . . . ,,	0	3	6
4464	Dyce Duckworth's . . . . . ,,	0	3	6

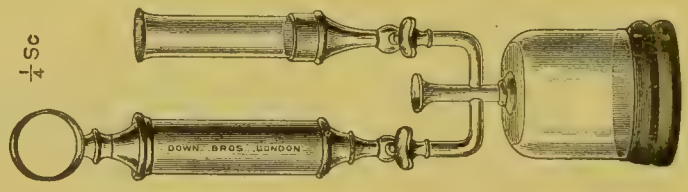

4465.

Exhausting Syringe,—

		£	s.	d.
4465	Abraham's, for the application of Creasote, Guaiacol, etc., under pressure . . . . . each	1	5	0

With extra bell-shaped glass, £1 10*s*.

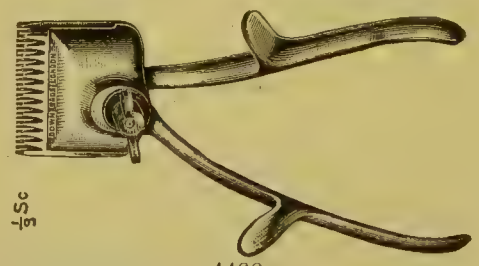

4466.

Hair Clippers, nickel plated,—

4466	Clark's . . . . . per pair	0	6	6

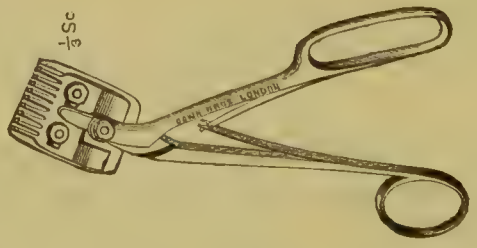

4467.

4467	Balmanno Squire's . . . . . each	1	1	0

No. **Dermatological Instruments,** *continued,*—

£ *s.* *d.*



4468.

Knives, solid forged, nickel-plated handles,—

4468 Alder Smith's "Scraper Knife," for removal of ringworm scabs, each 0 2 3

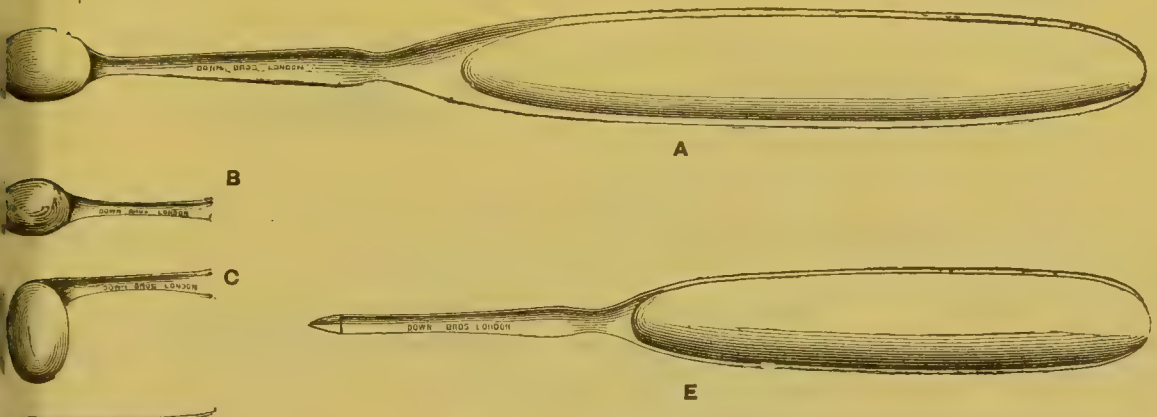

4469.



4470.

Lupus Scrapers, etc., nickel plated,—

4469 Hebra's, forged entirely out of solid steel, nickel plated (as Fig. 4469, A, B, C, and D) . . . . . each 0 5 0

Ditto, Lupus Lancet (also known as Kaposi's), ditto (as Fig. 4469, E) . . . . . each 0 4 6

4470 The set complete, in metal case, with Down Bros.' lift-out Rack 1 13 6

No. **Dermatological Instruments,** *continued,*— £ s.



4471.

Lupus Scrapers, etc., nickel plated, *continued,*—

4471 Hebra's Spoon with Pricker combined . . . . . each 0 6



4472.

4472 Pocket Lupus Lancet and Scraper . . . . . each 0 6



4473.

4473 Balmanno Squire's Scoops, 3 sizes, metal handles . . each 0 6



4474.

4474 Taylor's Lupus Scraper . . . . . each 0 3



4475.

4475 Wolff's Lupus Spoon . . . . . each 0 5



4476.

4476 Wolff's small fenestrated, 3 sizes, A, B and C, used also as Comedone Extractors . . . . . each 0 4



4477.

Multiple Scarifiers,—

4477 Balmanno Squire's . . . . . each 1 15

No

Dermatological Instruments, *continued*,—

£ *s.* *d.*



4478.

Multiple Scarifiers, *continued*,—

4478 Pick's (of Prague), as recommended by Dr. Crocker . . each 1 5 0



266.

Nævus Cauteries (*see also* Thermo-Cauteries, pages 844–847),—

266 Wordsworth's, with ivory handle . . . . . each 0 5 0



4479.

4479 **Percusso-Punctator,** Mr. J. Brindley James's, in case . . 0 17 6

For the treatment of rheumatism, lumbago, and obstinately persistent neuralgic affections by acupuncture.

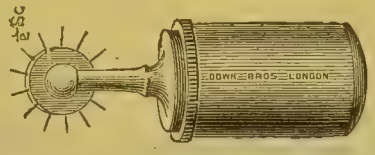

4480.

4480 **Smart's Dermic Punctator** . . each, 13*s.* 9*d.*; in case 0 16 9

Razors,—

4481* Best "Hollow Ground" Sheffield, each, with black scales, 3*s.* 9*d.*; ivory 0 5 0

4482* The "Koh-i-noor" . . . . each, black, 2*s.*; ivory 0 3 6

4483* The "Master" . . . . each, black, 1*s.* 9*d.*; ivory 0 3 3

4484* Ditto, with metal scales . . . . . each 0 3 3

4485* The "Shilling" . . . . . per doz. 0 10 0

4486* Cheap "Hollow Ground" . . . . . „ 0 16 0

Russia leather cases, for sets of 2, each, 5*s.* 3*d.*

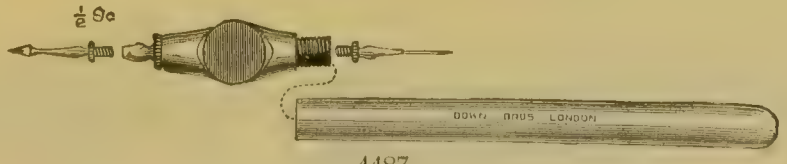

4487.

4487 **Wolff's Hollow Trephine,** for injection, with spare needle, each 0 13 6

* The items marked thus * are not illustrated.

No.

Instruments for Skin-Grafting.

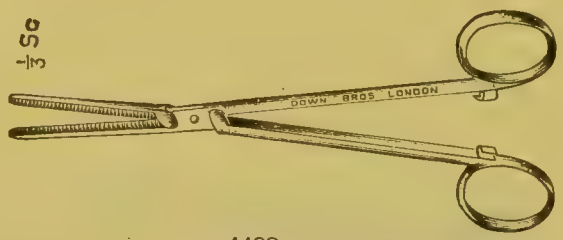

4488.

		£	s.	d.
	Forceps, nickel plated,—			
4488	Thiersch's, for rolling off the graft . . . . . each	0	8	6



4489.

	Razors, solid forged, with fixed nickel-plated handle,—			
4489	Thiersch's . . . . . each, 9*s.* 6*d.*; in wooden box	0	10	6



4490.

4490	Thiersch's, extra wide . . . each, 14*s.*; in wooden box	15	6	

No

Instruments for Skin-Grafting, *continued*,—

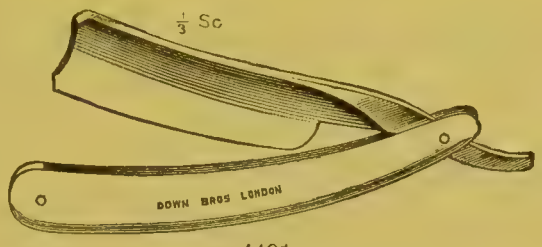

4491.

£ s. d.

Skin-Grafting Razors, *continued*,—

4491 Thiersch's, as used by Mr. Watson Cheyne, with metal handles . . . . . each 0 4 6



4492.

4492 **Lifter**, for Grafts and Gold-leaf . . . . . each 0 3 6



4493.



4494.

Needles, nickel plated, for manipulating the graft,—

4493 Straight . . . . . each 0 3 6
4494 Curved . . . . . „ 0 3 6



4495.

4495 **Pipette**, for sucking air and blood from beneath graft . each 0 1 6

No. **Instruments for Skin-Grafting,** *continued*,—



638.

		£	s.	d.
	Retractors, nickel plated,—			
638	Ballance's . . . . . each	0	8	0



4496.

4496	McBurney's . . . . . per pair	0	15	0

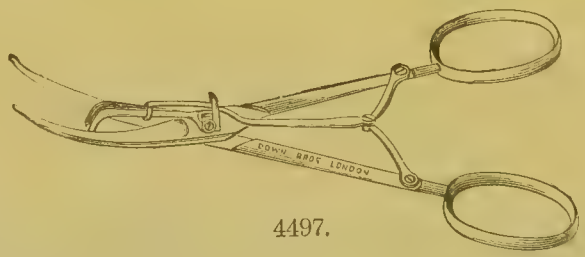

4497.

4497	**Skin-Grafting Scissors** . . . . . 25*s.*, in case	1	8	6

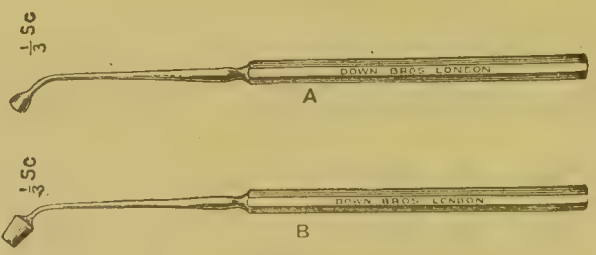

4498.

4498	**Stoppers, nickel plated,** for pushing home grafts and gold leaf, A and B . . . . . each	0	4	3
4499*	**Gold Leaf,** sheets $3\frac{3}{4}$ in. square . . . . . per sheet	0	1	6
4500*	**Tin Foil, Perforated** . . . . . per piece	0	3	0

Before using, the foil is flattened out with lobe of thumb. It is placed immediately above the graft in preference to any other dressing, as the graft does not become adherent to the metal.

* The items marked thus * are not illustrated.

No.

Electro-Magnetic and Galvanic Apparatus.



1/6 sc

4501.

No.	Constant Current Batteries,—	£	s.	d.
4501	Down Bros.' Improved Dry Cell, fitted with 20 Dry Cells, with Dial Collector to regulate the number of cells brought into use, and Cell Selector, so that any cells may be used, thus avoiding the too frequent use and consequent exhaustion of the first few cells, and with Pole Reverser for changing the direction of the current	5	15	0

N.B. This Battery is always in action and requires absolutely no attention.

Full directions accompany each apparatus.

No.

Electro-Magnetic and Galvanic Apparatus, *continued*,—

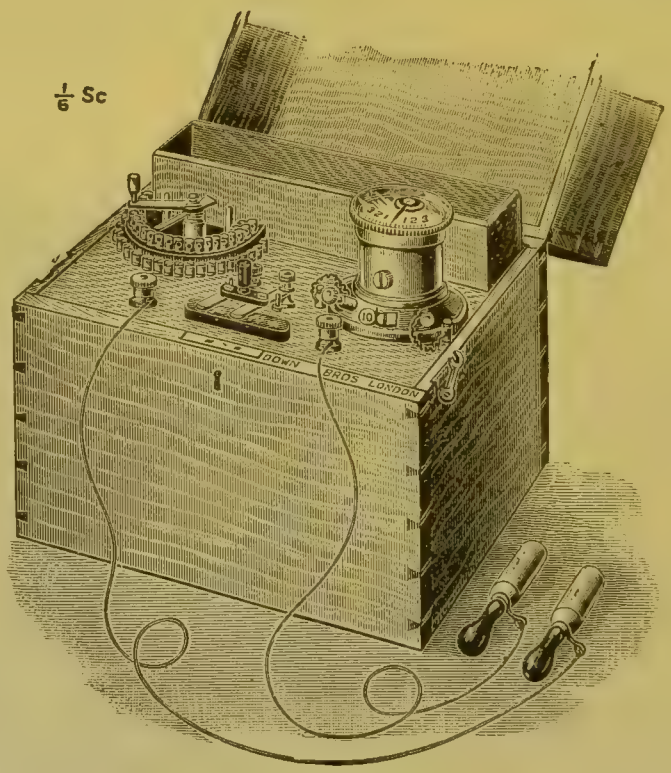

$\frac{1}{6}$ Sc

4502.

£ s. d.

Constant Current Batteries, *continued*,—

4502 Down Bros.' Improved Dry Cell, as previously described, with the addition of Galvanometer, so arranged as to indicate either from 1 to 3 milliampères for light currents, or from 10 to 30 milliampères for higher currents 7 17 0

This Battery is always in action and requires absolutely no attention.

Full directions accompany each apparatus.

No.

Electro-Magnetic and Galvanic Apparatus, *continued*,—



4503.

Constant Current Batteries, *continued*,—

		£	s.	d.
4503	Glauert's 30-Cell, for Bichromate Solution, fitted with Dial Collector for regulating the number of cells brought into use, and Cell Selector to avoid too frequent use of the first few cells, and Pole Reverser for changing the direction of the current	7	10	0

Full directions accompany each apparatus.



4504.

No. **Electro-Magnetic and Galvanic Apparatus,** *continued*,—

£ s.

Constant Current Batteries, *continued*,—

4504 Glauert's 30-Cell, as previously described, with the addition of absolute Galvanometer for measuring the dosage of the current, and so arranged as to indicate from 1 to 3 milli-ampères for light currents, or from 10 to 30 milliampères for higher currents 9 12

Full directions accompany each apparatus.



4505.

4505 Spamer's 30-Cell, for Bichromate Solution, fitted with improved sliding contact for regulating the number of cells brought into use, and with Pole Reverser for changing the direction of current . . . . . each 6 16 0

Ditto, each, 10-Cell, £3 3s.; 20-Cell . . . . „ 5 5 0

Full directions accompany each apparatus.

No. **Electro-Magnetic and Galvanic Apparatus,** *continued*,—



4506.

Constant Current Batteries, *continued*,— £ *s.* *d.*

4506 Stöhrer's Portable 20-Cell, for Sulphuric Acid Solution, fitted with travelling bridge connections, by which the number of cells brought into use may be regulated and particular cells selected, and with Pole Reverser for changing the direction of current . . . . . each 6 6 0

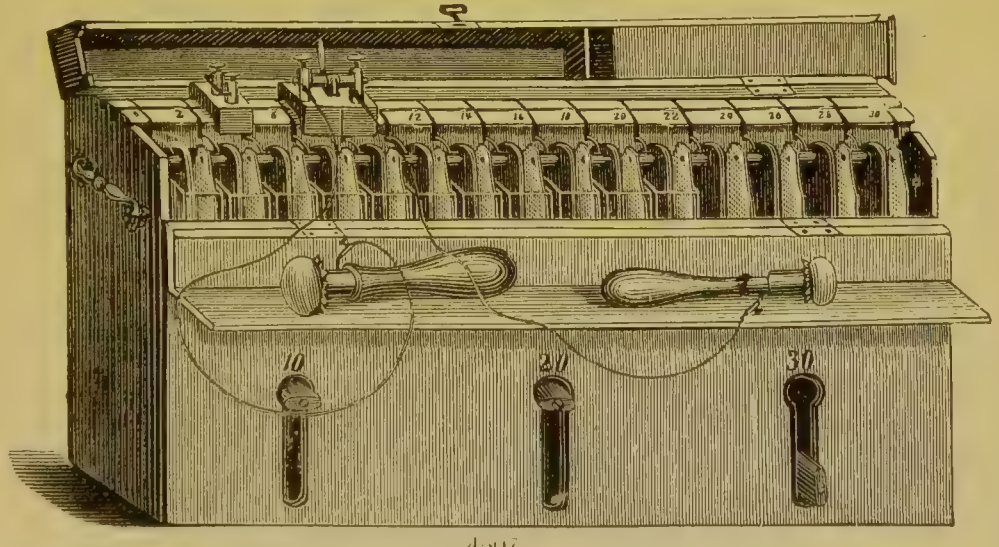

4507.

4507 Stöhrer's Hospital, for Sulphuric Acid Solution, fitted with travelling bridge connections, by which the number of cells brought into use may be regulated and particular cells selected, and with Pole Reverser for changing the direction of the current each, 20-Cell, £5; 30-Cell 7 0 0

No. **Electro-Magnetic and Galvanic Apparatus,** *continued*,—



4508.

£ s. d.

Constant and Induced Current Batteries combined,—

4508 Down Bros., Improved Dry Cell, fitted with 20 Dry Cells, with Dial collector to regulate the number of cells brought into use, and Cell selector, so that any cells may be used, thus avoiding the too frequent use of and consequent exhaustion of the first few cells. Pole Reverser for changing the direction of current, and Aperiodic Galvanometer with shunt so arranged as to indicate either from 0 to 10 milliampères for light currents, or from 4 to 40 milliampères for higher currents. The Induced Current Battery is entirely separate and contained in a separate compartment at left-hand side of case 10 15 0

The cells are always in action, and therefore the battery requires no charging.

Full directions accompany each apparatus.

No. **Electro-Magnetic and Galvanic Apparatus,** *continued,*—



4509.

Constant and Induced Current Batteries combined, *continued,*— £ *s. d.*

4509 Glauert's 30-Cell, for Bichromate Solution, fitted with Dial Collector for regulating the number of cells brought into use, and Cell Selector, so that any cells may be used, thus avoiding the too frequent use and consequent exhaustion of the first few cells. Pole Reverser for changing the direction of current, and Aperiodic Galvanometer with shunt so arranged as to indicate either from 0 to 10 milliampères for light current or from 4 to 40 for higher currents. The Induction Coil is connected with a separate cell shown in the front of the case. There is a shunt by which the constant (C), primary (P), or secondary (S) currents may be brought into use 10 10 0

Full directions accompany each apparatus.

No. **Electro-Magnetic and Galvanic Apparatus,** *continued,—*



4510.

Constant and Induced Current Batteries combined,

continued,—

No.		£	s.	d.
4510	Stöhrer's Hospital, for Sulphuric Acid Solution, fitted with travelling bridge connections, by which the number of cells brought into use may be regulated and particular cells selected, and with Pole Reverser for changing the direction of current. The Induction Coil is worked by separate cell . . . each, 20-Cell, £9 5*s.*; 30-Cell	11	10	0



4511.

Apparatus for Apostoli's Method of Treating Uterine Tumours, etc.,—

"APOSTOLI: USE OF THE GALVANIC CURRENT FOR UTERINE FIBROIDS."

Extracted from "Diseases of Women," by Dr. T. Gaillard Thomas.

The treatment consists in passing a current of from 50 to 250 milliampéres through the tumour by means of a pure platinum sound (positive pole) inserted into the uterine cavity and a large clay electrode placed on the abdomen. This treatment is repeated as often as the patient can bear it, each sitting extending from five to ten minutes according to the strength of the current, from 30 to 50 sittings at least being given before a positive result is to be expected.

The most suitable batteries to use are Stöhrer's 30-Cell.

No. **Electro-Magnetic and Galvanic Apparatus,** *continued*,—

£ s. d.

Apparatus for Apostoli's Method of Treating Uterine Tumours, etc., *continued*,—

4511 Apostoli's Uterine Electrodes, improved by Dr. Inglis Parsons, blunt, with platinum ends only . . . . each, say 2 10 6

Ditto, solid platinum throughout . . . . „ „ 5 5 0

The prices of these Appliances depend on the amount of platinum used and the variable cost of the metal.

4512* Sharp, with steel Trocar point . . . . . each 1 1 0

A is a non-conducting sheath, which can be fixed at any point by screw **C** to expose more or less of the platinum point.

B. Bayonet-catch mount, by means of which sheath can be removed for cleansing.

D. Point of attachment for conducting cord.

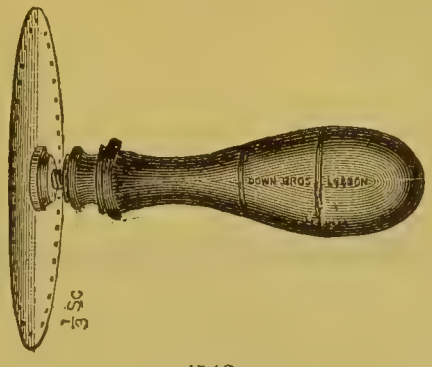

4513.

4513 External Electrode, Apostoli's Disc, to use with potters' clay, each 0 8 6

4514* Ditto, ditto, modified by Dr. Inglis Parsons, large oval, each 0 10 6

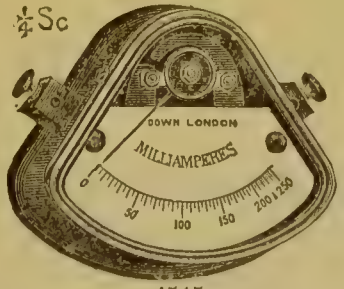

4515.

4515 Galvanometer, Gaiffe's, graduated to 250 milliampères . each 2 2 0

(*See also* Fig. 4527, No. 2.)

* The items marked thus * are not illustrated.

No. **Electro-Magnetic and Galvanic Apparatus,** *continued*,—

£ s. d.



4516.

Apparatus for Apostoli's Method of Treating Uterine Tumours, etc., *continued*,—

4516 Rheostat, Gaiffe's . . . . . each 4 4 0



4517.



4518.



4519.

4517	Apostoli's Bi-polar Electrode, for localizing current . .	each	0	11 6
4518	Ditto, ditto, disc pattern	,,	0	13 6
4519	Ditto, ditto, conical	,,	0	15 6

No.

Electro-Magnetic and Galvanic Apparatus, *continued*,—

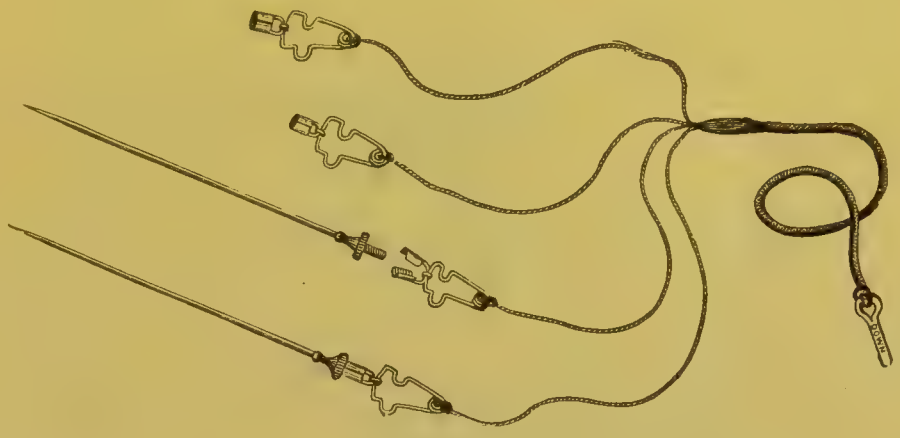

4520.

Electrolysis Needles and Needle Holders, for use with Constant Current Batteries,— £ *s.* *d.*

4520 Needles, with serrefine holders, per set of 2, 6*s.* 6*d.*; 4, 11*s.* 6*d.*; 6 . . . . . 0 15 0

Spare Needles . . . . . each 0 1 0

Insulated Needles, 9*d.* each extra.



4521.



4522

Needle Holders (mono-polar), fitted with 2 Needles . . . each 0 5 9

4521 Ditto, ditto, fitted with 3 Needles . . . . . „ 0 7 6

4522 Spare Needles, with screw ends . . . . . „ 0 1 0

Insulated Needles, 9*d.* each extra.



4523.

4523 Ebonite handles, for use with ordinary steel sewing or platinum needles . . . . . each 0 4 6

No. **Electro-Magnetic and Galvanic Apparatus,** *continued,*—

£ s. d.



4524.

Electrolysis Needles and Needle Holders, *continued,*—

4524 Freeman's Multiple Needle Holder, for use with sewing Needles, each 0 7 6

Extract from the "Medical Annual," 1905.

This needle-holder, made for Dr. W. T. Freeman, F.R.C.S., of Reading, by Down Bros., Ltd., is arranged for mono-polar electrolysis, and a convenient method of completing the circuit is by immersing the "indifferent" electrode in a suitably-shaped vessel containing a saturated solution of common salt, and then placing the hand or some other portion of the patient's body in the vessel. The advantages claimed are (1) The holder is made for use with ordinary needles, and admits of fresh, or larger, or smaller sized needles being substituted as required; (2) From two to five needles may be employed at a time, and their parallelism is perfectly maintained; (3) The space between the individual needles may be altered at will, say, from a needle's breadth to practically any useful distance. In practice, the instrument has been found most useful for the destruction of warts, moles, capillary nævi, recurrent nodules of lupus, and the edges of rodent ulcers.



4525.

4525 Lewis Jones' Bi-polar Needle Holder, fitted with 5 steel Needles, each 0 18 6

Spare Needles . . each, steel, 1*s.*; platinum 0 2 9

Insulated Needles, 9*d.* each extra.



4526.

4526 Simeon Snell's Holder, with contact breaker (to use with ordinary steel sewing or platinum needles) . . each 0 10 6

Platinum Needles, to use with Needle Holders . each, from 0 2 6

Fine Beading Needles, as recommended by Dr. Crocker and Dr. Shoemaker . . . steel, per doz., 9*d.*; platinum, each 0 1 0

The fine Beading Needles can only be held firmly with Snell's Holder.

No. **Electro-Magnetic and Galvanic Apparatus,** *continued,*— £ *s.* *d.*

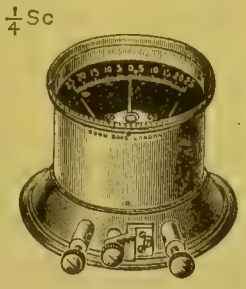

4527.

Galvanometers, Aperiodic,—

4527 **No. 1.** For use with Constant Current Batteries, arranged to indicate from 0 to 10 milliampères for ordinary currents, or by means of shunt from 4 to 40 milliampères. . each 2 10 0

No. 2. Ditto, ditto, to indicate from 0 to 25, or by means of shunt 10 to 250 milliampères, for high currents such as used in Apostoli's treatment of Uterine Tumours, etc., each 2 10 0

4528* **Golding-Bird's Electrolytic Caustic** . . . . „ 0 5 6



4529.

Induction Coils,—

4529 With Bichromate Cell, as illustrated . . . . each 0 10 6

4530* With Dry Cell . . . . . „ 0 10 6

* The items marked thus * are not illustrated.

No. **Electro-Magnetic and Galvanic Apparatus,** *continued*,— £ *s.* *d.*



4531.

Induced Current Batteries,—

4531 Gaiffe's, Bisulphate of Mercury, simple model . . . each 0 18 6

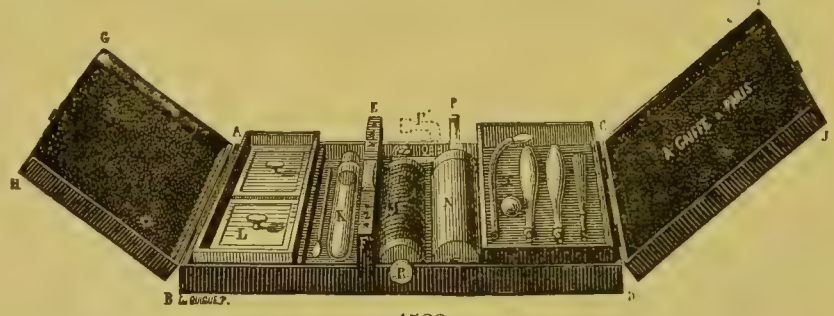

4532.

4532 Gaiffe's, Bisulphate of Mercury, improved model, with extra Electrodes . . . . . each 1 5 0

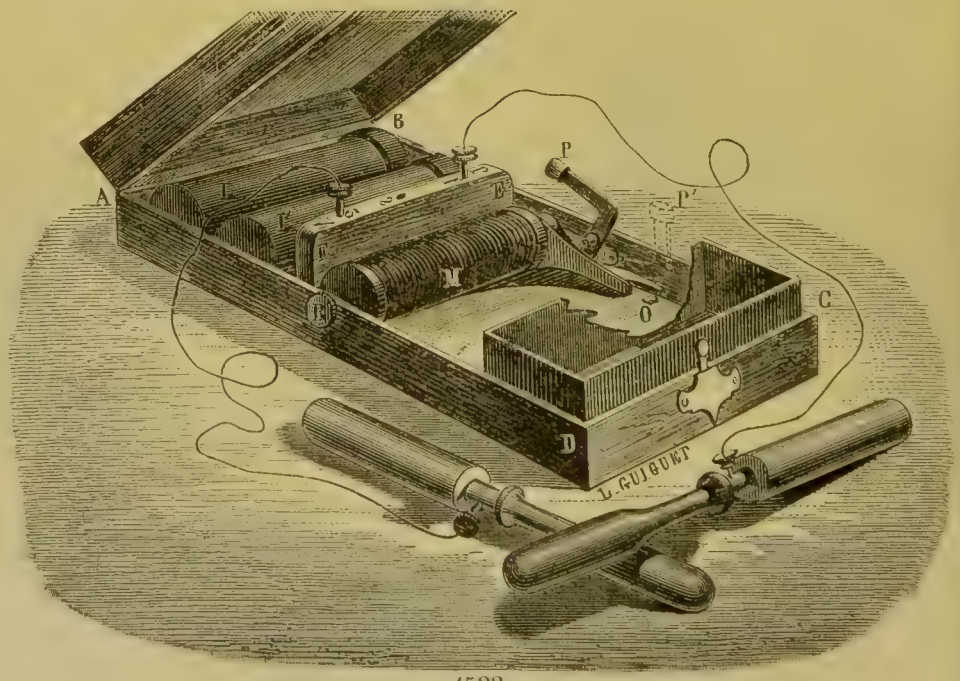

4533.

4533 Gaiffe's, Chloride of Silver . . . . . each 1 15 6

No. **Electro-Magnetic and Galvanic Apparatus,** *continued*,— £ s. d.

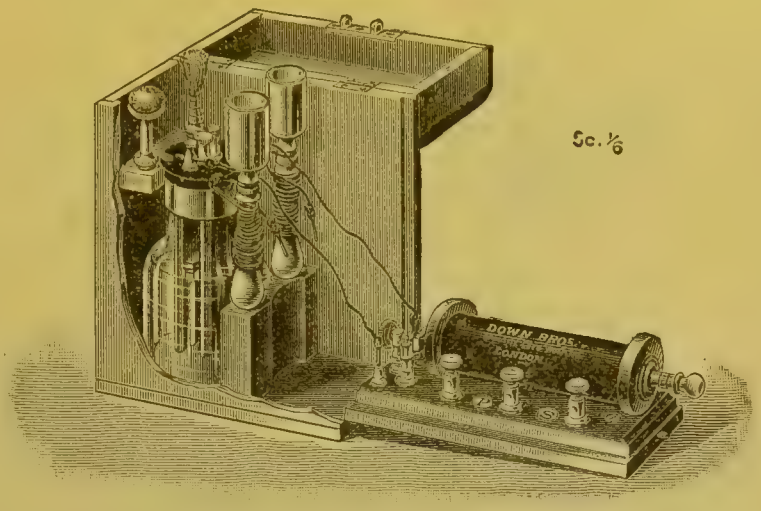

4534.

Induced Current Batteries, *continued*,—

4534 Improved Bichromate Cell, with primary, secondary, and combined currents . . . . . each 3 3 0

4535* Ditto, ditto, fitted with Dry Cell . . . . . „ 3 3 0

4536* Ditto, ditto, cheaper form with Dry Cell . . . „ 2 7 6



4537.



4538.

4537 Mackenzie's, for Bichromate Solution . . . . each 2 5 0

4538 Ditto, with Dry Cell . . . . . „ 2 5 0

* The items marked thus * are not illustrated.

No. **Electro-Magnetic and Galvanic Apparatus,** *continued,*—

£ s. d.

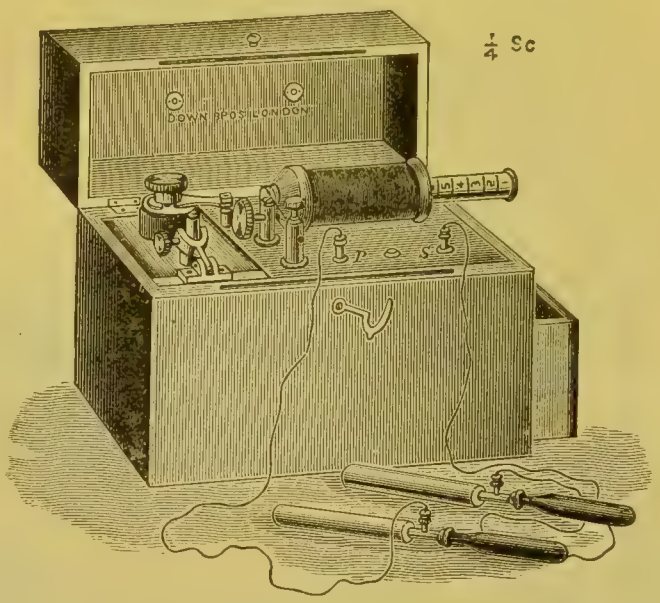

4539.

Induced Current Batteries, *continued,*—

4539 New Portable, for Bichromate Solution . . . . each 1 4 0



4540.

4540 New Portable, fitted with Dry Cell . . . . each 1 5 0

No. **Electro-Magnetic and Galvanic Apparatus,** *continued,*—

£ s. d.



4541.

Induced Current Batteries, *continued,*—

4541 Spamer's, 1-Cell, for Bichromate Solution . . . . each 1 14 0



4542.

4542 Spamer's, fitted with Dry Cell . . . . each 1 15 0

No.

Electro-Magnetic and Galvanic Apparatus, *continued*,—



4543.

		£	s.	d.
	Induced Current Batteries, *continued*,—			
4543	Spamer-Taube's, fitted with 2 Dry Cells . . . . each	2	16	0
4544*	Ditto, with 2 Cells, for Bichromate Solution . . . . „	2	14	0



4545.

4545	Stöhrer's, 1-Cell . . . . . each	3	3	0
4546*	Ditto, 2-Cell . . . . . „	3	13	6

* The items marked thus * are not illustrated.

No. **Electro-Magnetic and Galvanic Apparatus,** *continued*,—

£ s. d.



4547.



4550.

Magneto-Electric Machines,—

4547	Single Magnet, best quality, with Multiplying Wheel . each	1	12	0
4548*	Ditto, common . . . . . „	1	5	0
4549*	Ditto, best, with Double Magnet . . . . . „	1	16	0
4550	Ditto, portable . . . . . „	1	1	0



4551.

Rheophores, for use with Constant or Induced Current Batteries,—

4551	Aural (the application of the current is by means of an ordinary Probe, connection being made with the metal strip inside the Speculum) . . . . . . each	0	7	6

If fitted with Conducting Cord, 1*s.* extra.

* The items marked thus * are not illustrated.

No.

Electro-Magnetic and Galvanic Apparatus, *continued*,—



4552.



4553.



4554.



4555.

Rheophores, for use with Constant or Induced Current Batteries, *continued*,—

		£	s.	d.
4552	Brush, straight . . . . . each	0	2	6
4553	Carbon Disc . . . . . „	0	3	6
4554	Ditto, with Interrupter . . . . . „	0	6	6
4555	Carbon Points, for Nerves . . . . . „	0	2	6

If fitted with Conducting Cords, 1*s.* each extra.



4556.

4556	Double Carbon Discs, with movable arms . . . . each	0	9	6

If fitted with Conducting Cords, 2*s.* extra.



4557.

4557	Eustachian . . . . . each	0	7	0

If fitted with Conducting Cord, 1*s.* extra.



4558.



4559.

4558	Eyelid . . . . . each	0	3	0

If fitted with Conducting Cord, 1*s.* extra.

4559	Eyelid, double . . . . . each	0	4	6

If fitted with Conducting Cords, 2*s.* extra.

No. **Electro-Magnetic and Galvanic Apparatus,** *continued*,— £ *s.* *d.*



4560.

Rheophores, for use with Constant or Induced Current Batteries, *continued*,—

4560 Foot . . . . . each 0 4 6

If fitted with Conducting Cord, 1*s.* extra.

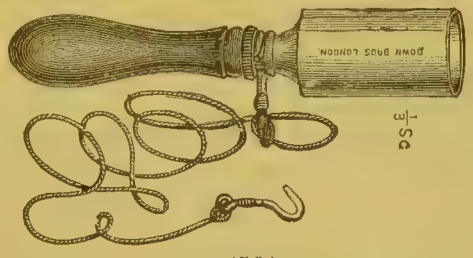

4561.

4561 Handles . . . per pair, without cords, 4*s.*; with cords 0 6 0
Spare conducting cords . . . . . per pair 0 2 0



4562.



4563.



4564.

4562 Massage Rollers, narrow . . . . . each 0 10 6
4563 Ditto, wide . . . . . „ 0 12 6

If fitted with Conducting Cords, 1*s.* each extra.

4564 Ditto, Bi-polar . . . . . „ 1 1 0

If fitted with Conducting Cords, 2*s.* extra.

No.

Electro-Magnetic and Galvanic Apparatus, *continued*,—

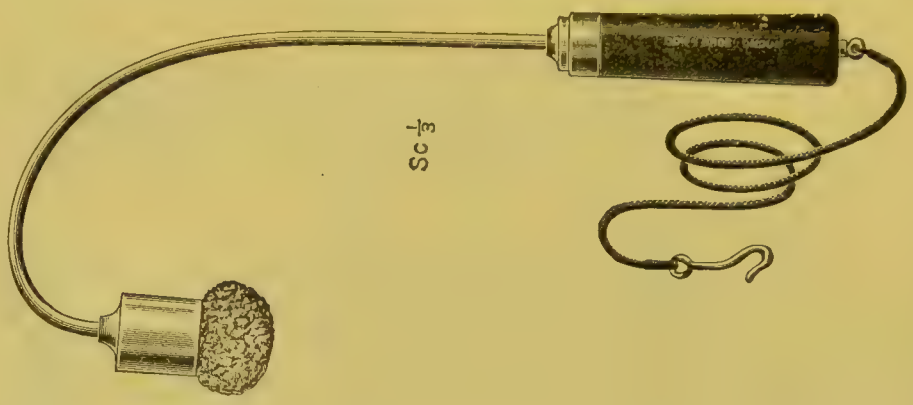

4565.

Rheophores, for use with Constant or Induced Current Batteries, *continued*,—

		£	s.	d.
4565	Nape of Neck (St. Clair Buxton's), to be held by patient, and intended more especially for Eye applications . each	0	10	6

If fitted with Conducting Cord, 1*s.* extra.



4566.

4566	Œsophagus (24 inches long) . . . . . each	0	8	6

If fitted with Conducting Cord, 1*s.* extra.



4567.

4567	Olive end for local applications . . . . . each	0	4	6

If fitted with Conducting Cord, 1*s.* extra.



4568.

4568	Oval, flexible metal (Lewis Jones'), in 2 sizes, 4×2 in. and 5×3 in. . . . . each	0	3	6

If fitted with Conducting Cord, 1*s.* extra.

No. **Electro-Magnetic and Galvanic Apparatus,** *continued,*—



4569.

£ *s.* *d.*

Rheophores, for use with Constant or Induced Current Batteries, *continued,*—

4569 Rectum, or Vagina . . . . . each 0 6 6

If fitted with Conducting Cord, 1*s.* extra.

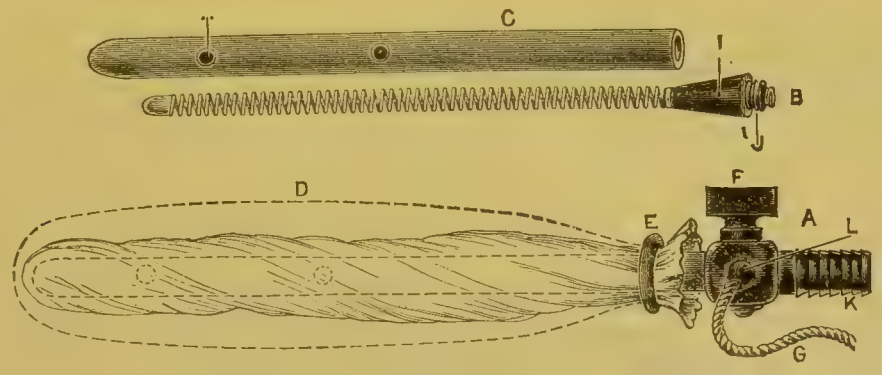

4570.

4570 Rectum, Dr. Herschell's, consisting of Rubber Rectal Pipe, with Spiral Wire Interior, and Membrane Covering, and Vulcanite Stopcock, complete . . . 1 10 0

If fitted with Conducting Cord, 1*s.* extra.

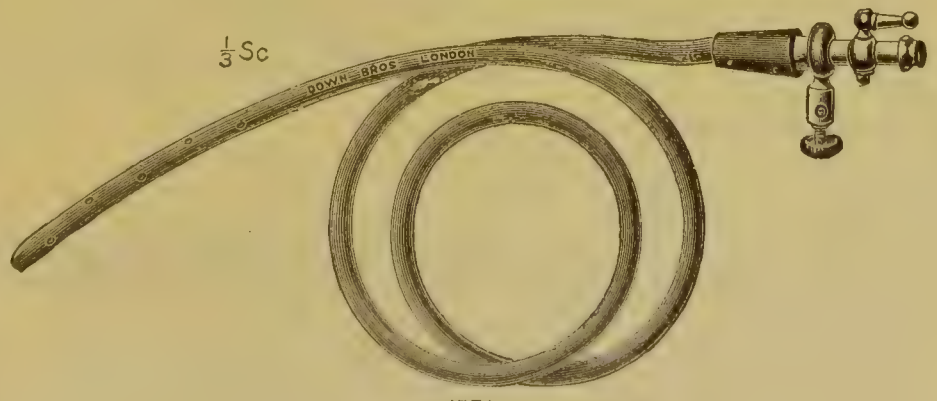

4571.

4571 Stomach, Boas', with arrangement for injecting water and washing out . . . . . each 0 12 6

If fitted with Conducting Cord, 1*s.* extra.

No.

Electro-Magnetic and Galvanic Apparatus, *continued*,—



4572.

Rheophores, for use with Constant or Induced Current Batteries, *continued*,—

		£	s.	d.
4572	Stomach, Einhorn's, with fine wire conducting cord covered with rubber; the button can be swallowed and can be easily withdrawn by the cord . . . each	0	7	0

If fitted with Conducting Cord, 1*s*. extra.

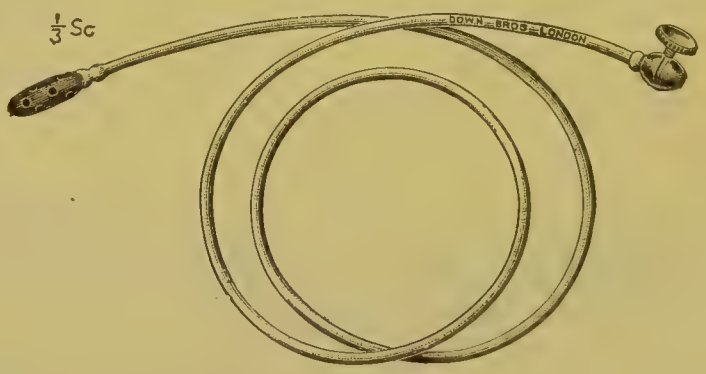

4573.

4573	Stomach, Reed's . . . . . each	0	10	6

If fitted with Conducting Cord, 1*s*. extra.

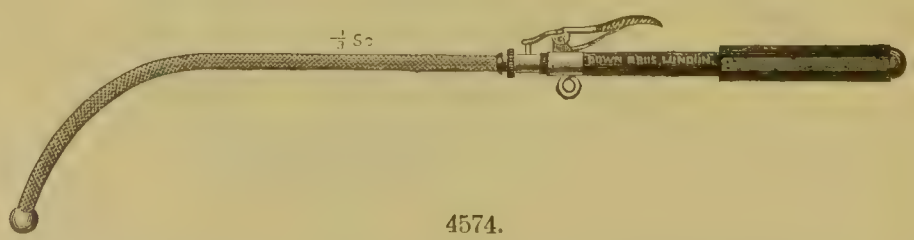

4574.

4574	Throat, Mackenzie's, with Interrupter and Conducting Cord, each	0	7	6

No. **Electro-Magnetic and Galvanic Apparatus,** *continued,*— £ *s.* *d.*

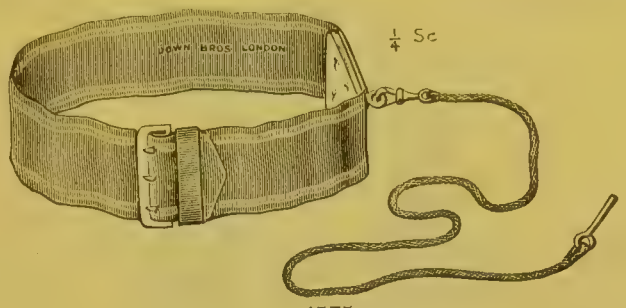

4575.

Rheophores, for use with Constant or Induced Current Batteries, *continued,*—

4575 Throat Band, for use externally, with Conducting Cord . each 0 5 6

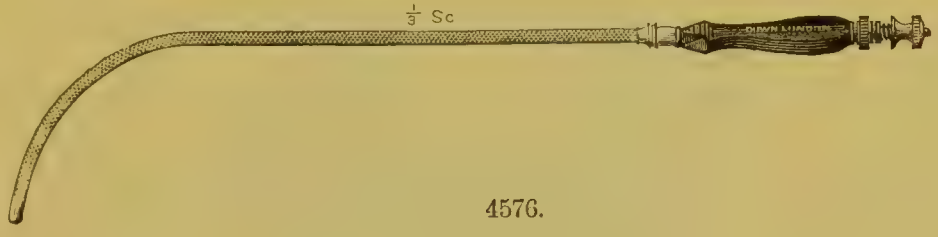

4576.

4576 Urethra, Bruce Clarke's . . . . . each 0 7 6

If fitted with Conducting Cord, 1*s.* extra.

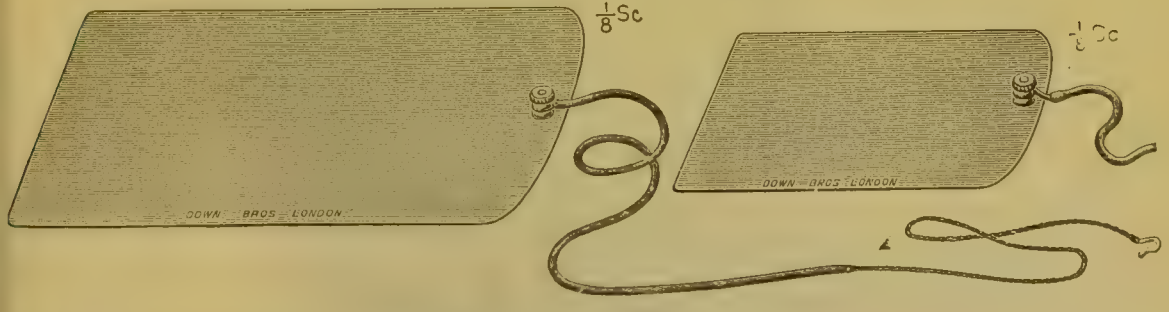

4577.

4577 **Rheophores, for giving Electric Baths,** for Constant or Induced Current, the set of 2 consisting of 1 each copper plates, 11 × 9 and 18 × 12, with Conducting Cords, per set 0 18 6

N.B.—The electrodes should be entirely immersed in the bath, the larger electrode should not be allowed to come in contact with the patient's body, but a wooden framework or some similar device employed; the feet may be allowed to touch the smaller electrode, the epidermis of the sole being thick enough to take care of itself.

No.

Galvanic Cautery and Electric Light Apparatus.

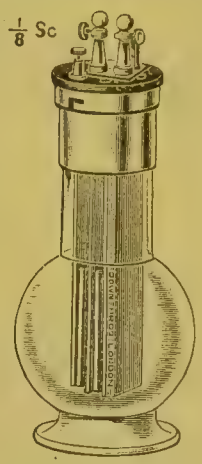

2456.

Cautery Batteries, for Throat, Nose, and Eye Cauteries,— £ *s.* *d.*

2456 Bichromate Cell, 2 quart, with double set of Elements for Eye Cauteries each 0 17 6

Cords, for use with above, 5*s.* 6*d.* per pair extra.



4578.

4578 Boecker's, 2-Cells, for Bichromate Solution, with Cords . each 5 0 0

No.

Galvanic Cautery and Electric Light Apparatus, *continued,*—

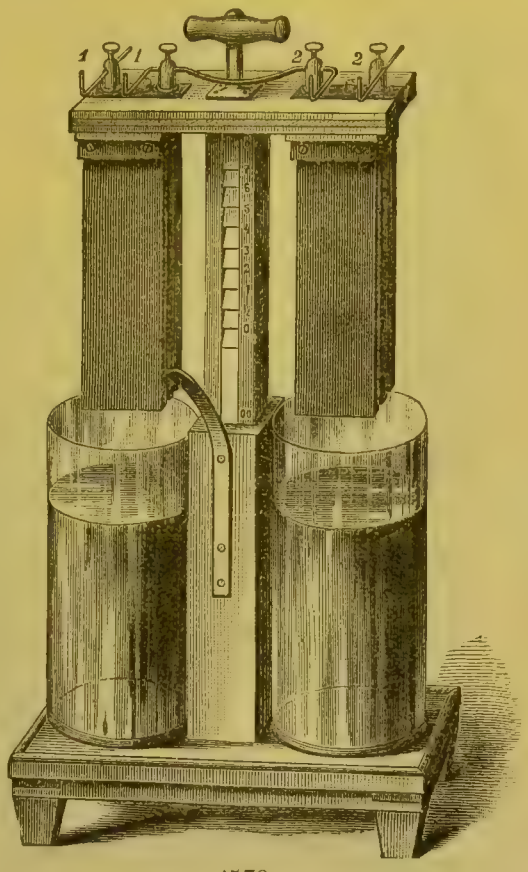

4579.



4580.

No.

Galvanic Cautery and Electric Light Apparatus, *continued*,—

£ s. d.

Cautery Batteries, for Throat, Nose, and Eye Cauteries, *continued*,—

4579 Brun's, 2-Cells, for Bichromate Solution, with Cords . each 6 6 0

4580 Lennox Browne's, for Bichromate Solution, with Cords, each, 2-Cells, £8; 3-Cells 10 10 0

Cautery Battery, for large Uterine Cauteries, etc.,—

4581* Groves', set of 6 1-quart Cells, in plain Mahogany Case, with Cords. 6 6 0



4582.

Cautery and Electric Light Batteries,—

Hospital Battery,—

4582 10-Cells, Bichromate, with Cords . . . . . each 18 10 0

This battery is suitable for all electric lighting and cautery purposes; but being a stationary apparatus, it is most suitable for hospitals or the consulting room of specialists. Owing to the large surface of the plates and the capacity of the cells, there is ample reserve of power, and the solution will last from 6 to 12 months, when in constant use, without re-charging. The rack action at the side allows of the plates being immersed only to the required depth. The cells should be entirely lowered when the battery is out of use. The apparatus is fitted with a Rheostat, by which a certain amount of resistance is introduced into the circuit, and can be gradually reduced to the required point suitable for the various cautery points and lighting apparatus.

* The items marked thus * are not illustrated.

No.

Galvanic Cautery and Electric Light Apparatus, *continued*,—



4583.

	Cautery and Electric Light Batteries, *continued*,—	£	s.	d.
	Portable Battery,—			
4583	6-Cell, Bichromate (specially suitable for Laryngeal and Nose Cauteries and Electric Lights) . . . . . each	8	0	0
4584*	4-Cell, ditto . . . . . ,,	6	0	0

4583, **A**, shows the Cells connected in Series for Electric Lights. 4583, **B**, shows the Cells connected parallel for Cauteries.

The remarks appended to the previous apparatus apply equally to this, excepting that it will require more frequent

No.

Galvanic Cautery and Electric Light Apparatus, *continued*,—

£ s. d.

Cautery and Electric Light Batteries, *continued*,—

Portable Battery, *continued*,—

re-charging—in daily use, about every 3 weeks, but in more occasional use, probably from 2 to 3 months. The 4-cell batteries made in this form are not as highly recommended for general use, as not having sufficient reserve power, and consequently requiring more frequent re-charging. These batteries may be carried charged with the solution, but it is recommended to have a separate case for the cells, which is rendered water-tight by a lid lined with a sheet of thick rubber: the extra cost of such a case is £1 7*s.* 6*d.* This type of battery is fitted with a Rheostat, as described with the preceding one.

Accessories for Cautery and Light Batteries,—

4585* Bichromate Solution . . . . per gallon 0 2 6

FORMULA.—Dissolve 1 part Bichromate of Potass in 4 parts boiling water, add slowly 1 part pure Sulphuric Acid (all by weight). Bisulphate of Mercury about ¼ oz. to each pound of solution should be added to keep the plates amalgamated.

Wicker-covered gallon jars, 2*s.* 6*d.* each extra.

4586* Conducting Cords . . . . . per pair 0 5 6



4587.

4587 **Accumulator for Electric Lights,** with Rheostat (4-Cell 7-Ampère Batteries; charging rate, 0·5 Ampère for 10 hours) . . . . . each 2 12 6

The apparatus (Figs. 4587–4588) are portable and suitable for all the various Electric Lights shown on the following pages, and quoted as having a voltage of 6 to 8 volts, including the Washington Isaac Searchlight, which forms a useful instrument for general operative work and diagnosis. For higher voltage lamps, see No. 4590.

* The items marked thus * are not illustrated.

No. **Galvanic Cautery and Electric Light Apparatus,** *continued*,—



4588.

No.		£	s.	d.
4588	**Combined Accumulator** for Electric Lights and Cautery, fitted with Rheostats and 2 sets of Cords (suitable for all surgical lamps, 6 to 8 volts, and for all Throat, Nose and Eye Cauteries) . . .	6	16	6

Fitted with 4 cells each of 7 ampère hours' capacity, it can be used connected in series as an 8 volt 7 ampère battery for light, and by an automatic arrangement connected parallel into 4 volt 14 ampère battery for cautery. There are separate sets of conducting cords supplied for cautery and light, and by their use the automatic connection described above is brought into play. The plug holes are so made that they only fit the cords for which they are intended.

There are two rheostats; the outer coil serves as a resistance for use with lights, and works from right to left. For cautery work the outer switch should first be passed round to the left, and then the inner switch used to regulate the current.

4589*	Accumulator as 4588, but without the Rheostats (thus 2 Accumulators can be had for convenience of re-charging, and one only Rheostat which is interchangeable) each	4	0	0
4590*	Accumulator, as described above, with Rheostats for cautery and surgical lamps, but 6 cells (12 volts) . . each	8	0	0

This Accumulator is specially intended for transillumination lamps and others requiring higher voltage than the ordinary surgical lamps, but may be used for the lower voltage lamps also.

* The items marked thus * are not illustrated.

No.

Galvanic Cautery and Electric Light Apparatus, *continued*,—



4591.



4592.

		£	s.	d.
4591	**Rheostat for Continuous Current,** 100 to 115 Volts for Cauteries and Small Lamps	12	0	0
	Ditto, ditto, for 200 to 250 Volt Current	14	0	0

N B.—State voltage of current when ordering.
Directions for use accompany each apparatus.

4592	**Apparatus for use with Continuous Current,** 100 to 115 Volts for Galvanisation, Electrolysis, and Faradisation, with Galvanometer, Current Reverser, and Sledge Coil, mounted on slate slab	16	10	0
	Ditto, ditto, for 200 to 250 Volts	17	10	0

N.B.—State voltage of current when ordering.
Directions for use accompany each apparatus.

No. **Galvanic Cautery and Electric Light Apparatus,** *continued*,—

£ s. d.



$\frac{1}{6}$ Sc

4593.

Transformers, for utilizing Alternating Current direct from Main,—

4593	For Cauteries and Electric Lights . . . . . each	4	0	0
4594*	For Cauteries only . . . . . ,,	3	0	0
4595*	Polished Mahogany Case for either of the above, with glass door with lock and key	0	12	0

When ordering state voltage of current.



4596.

Cauteries for use with Cautery Batteries, or in Connection with Main Supply,—

Eye Cauteries,—

4596	Set, consisting of 2 platinum Cauteries (Nos. A and E), with 1 handle, in case	1	3	0
	Spare platinum Burners, Nos. A to F . . . . each	0	2	6

* The items marked thus * are not illustrated.

No.

Galvanic Cautery and Electric Light Apparatus, *continued*,—



4597.

Cauteries for use with Cautery Batteries, or in Connection with Main Supply, *continued*,—

Eye Cauteries, *continued*,— £ s. d.

4597 Lang's, with set of 2 platinum Points, in case . . . 1 10 0

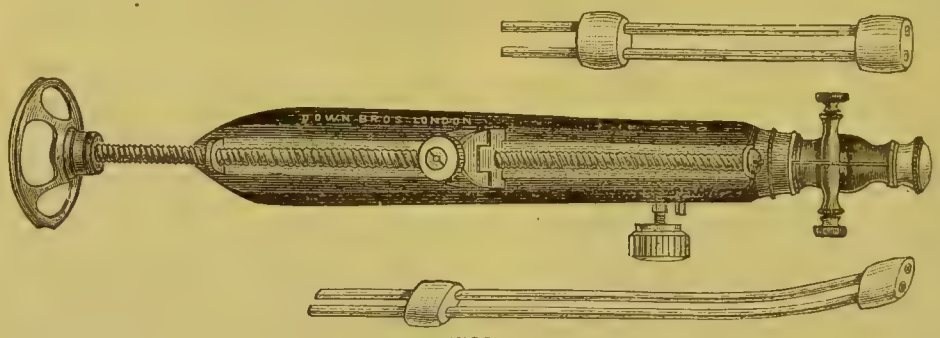

4598.

Full Size Appliances for Uterus, Tongue, etc.,—

4598 Ecraseur, with curved and straight ends . . . each 4 4 0

4599* Porcelain Cauteries, in 2 sizes . . . . „ 1 10 0

4600* Platinum Knife, cutting Cautery . . . . . „ 1 10 0

4601* Complete Set, consisting of Ecraseur with straight and curved ends, 2 porcelain Cauteries, straight and curved platinum Knife Cauteries; in mahogany case . . 11 0 0

Platinum wire, if required, charged extra.

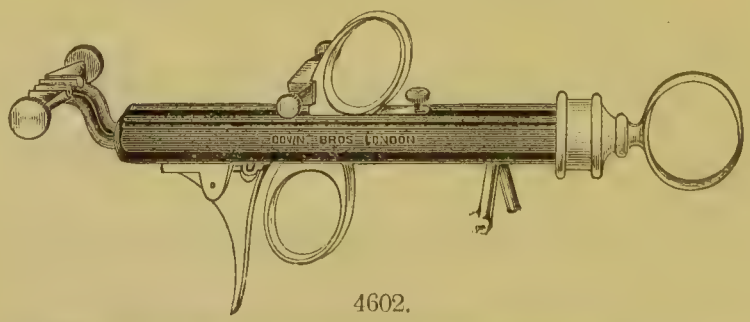

4602.



4603.

Smaller Size Appliances for Throat, Nose, Ear, etc.,—

4602 Schech's Ecraseur Handle . . . . . each 1 5 0

4603 Ditto, Handle for platinum Burners . . . . „ 0 12 6

4604* Mark Hovell's Handle for platinum Burners . . . „ 0 13 6

* The items marked thus * are not illustrated.

No.

Galvanic Cautery and Electric Light Apparatus, *continued*,—



4605.

Cauteries for use with Cautery Batteries, or in Connection with Main Supply, *continued*,— £ *s.* *d.*

Smaller Size Appliances for Throat, Nose, Ear, etc., *continued*,—

4605 Schech's complete set of Cautery Appliances, for throat and posterior nares, etc. Consisting of 2 handles (Figs. 4602 and 4603), 5 variously curved tubes for wires, and 12 various platinum Burners (*a* to *r*); in case 4 4 0

Curved Tubes for Wires, various (*a*, *b*, *i*, *k*, *r*), for use with handle, Fig. 4602 . . . . . each 0 2 6

Platinum Burners (*c*, *d*, *e*, *f*, *g*, *h*, *l*, *m*, *n*, *o*, *p*, *q*), for use with handle, Fig. 4603 . . . . . each 0 2 6

Figs. *i*, *k*, *n*, *o*, *p*, *q* are made in two lengths, 3 and 5-in.
Figs. *p* and *q* are also made 8-in. long for Urethra, 3*s.* 6*d.* each.
Figs. *c*, *d*, *m*, *n*, *o* can be fitted with ivory guards so as to cauterize on one side only, each extra, 1*s.* 6*d.*

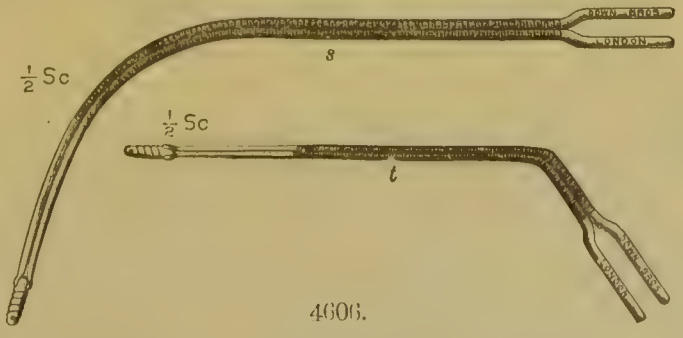

4606.

4606 Porcelain Burners (*s*, *t*,) for use with handle, Fig. 4603 . each 0 4 6

* The items marked thus * are not illustrated.

No. **Galvanic Cautery and Electric Light Apparatus,** *continued,*—

£ s. d.



4607.

Cauteries for use with Cautery Batteries, or in Connection with Main Supply, *continued,*—

Smaller Size Appliances for Throat, Nose, Ear, etc., *continued,*—

4607 Waggett's platinum Burner, for Turbinotomy . . each 0 5 6



4608.



4610.



4611.

4608 **Antrum Illuminating Apparatus,** with spare Lamp (11 volt) 2 0 0

4609* A similar instrument to the above can be had with less powerful light to use as Tongue Depressor, with spare Lamp (6 volt) 1 15 6

4610 Brown Kelly's, with extra ends for frontal Sinus, etc., and spare lamp (11 volt) 2 5 0

4611 Heryng's, with extra vulcanite ends for frontal Sinus, etc., and spare lamp (11 volt) . . . 2 2 0

* The items marked thus * are not illustrated.

No. **Galvanic Cautery and Electric Light Apparatus,** *continued,*—

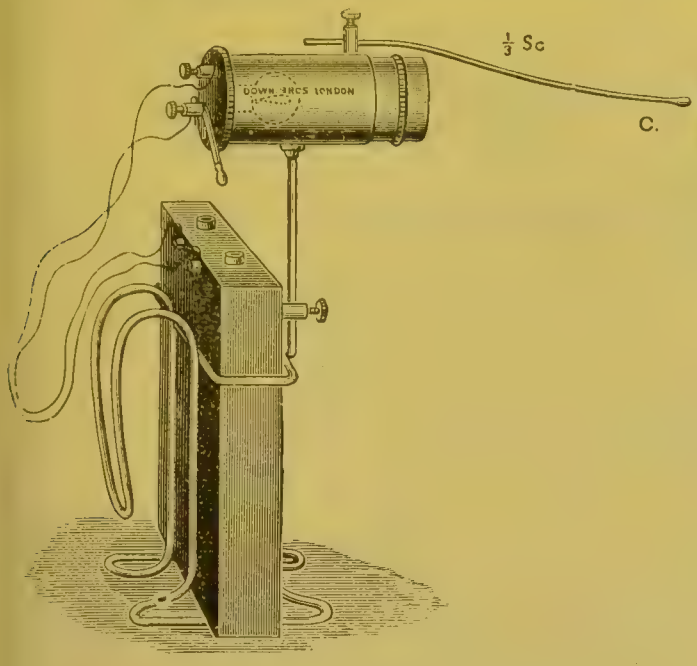

B.

Stand, Accumulator and Lamp, with Probe for Swab attached.

1868.

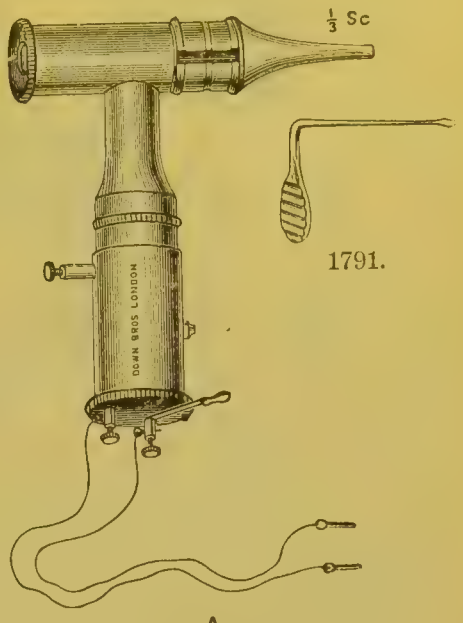

A.

Lamp, with the Otoscope attached, and the Myringotome.

		£	s.	d.
1868	**Hopwood's Electric Auriscope** (suggested by Dr. E. O. Hopwood, of the London Fever Hospital), complete with Cords, Accumulator and wire Frame, Myringotome, Throat Probe, and spare Lamp	3	7	0
	A. The Auriscope only, with Cords, in case	2	7	6
	B. Bristol Accumulator, with wire Frame . . . each	0	10	0
	C. Throat Probe . . . . . „	0	1	3
1791	Hopwood's Myringotome . . . . . „	0	4	6
	Spare Lamps (Swan-Edison) . . . . . „	0	3	9

From the "Scalpel," February, 1897.

A 4-volt accumulator, carried in a light wire stand, is the source of electric power. The beam of light, rendered parallel, convergent, or divergent by a ¾-inch focal length bi-convex lens in a sliding mount, can be so directed as to brightly illuminate the fauces without falling also upon the lips or teeth. A binding-screw on the top of the lamp case forms an attachment for the end of a wire swab (as shown, B), for bacterioscopic examination, thus leaving the other hand available for the tongue depressor. The lamp is detachable from the pin, which fixes it to the front of the stand. After two years' use the accumulators are still in excellent order.

The lamp is furnished with a flange for the attachment of a "Brunton's" Otoscope (A), modified by having a slot cut in it, so as to permit of the use of a specially-shaped Myringotome (Fig. 1791) through it. The membrana tympani is very well illuminated by the electric lamp, and operation upon it rendered easy.

The lamp is made by DOWN BROS., 21, St. Thomas's Street, London, S.E.

No.

Galvanic Cautery and Electric Light Apparatus, *continued*,—

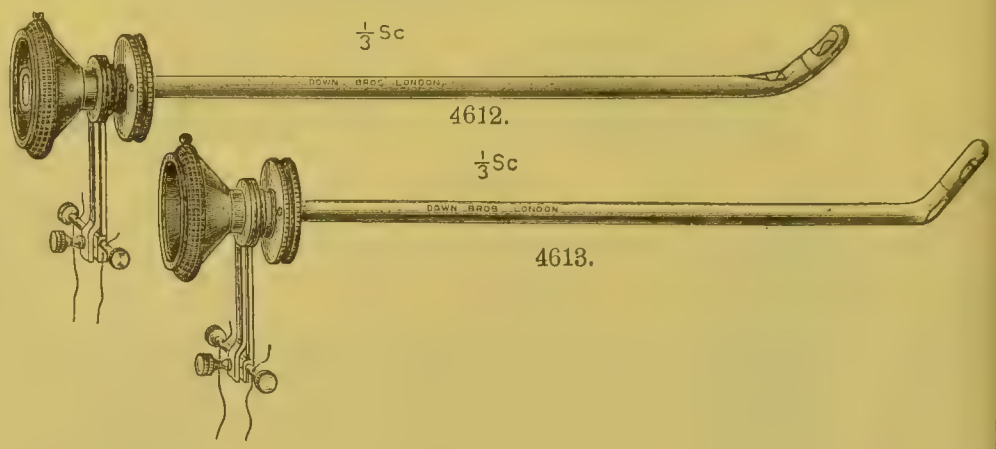

		£	s.	d.
	Cystoscopes,—			
4612	Fenwick's (modification of Leiter's), complete with Cords and spare Cold Lamp	4	15	0
4613	Spare Tube for posterior wall	2	2	0
	With spare Tube for posterior wall, in case, £7 7*s.* 0*d.*			
	Spare Lamps, Swan-Edison, 6 volt (cold) . each	0	3	9
4614	For Female Bladder, short, larger in diameter, complete with Cords and spare Lamp, £5 10*s.* 0*d.*; in case	5	16	0

The extra tube (Fig. 4613) has been designed to view that portion of the posterior wall which cannot be so easily seen with the ordinary cystoscope. This extra appliance is, however, deemed unnecessary by Mr. Hurry Fenwick, Professor Max Nitze, and other expert authorities.



4615.

4615	Güterbock's, modified by Mr. Hurry Fenwick for irrigation, with cords and spare lamp, 6 volt, in case	6	6	0

Mr. Hurry Fenwick describes this as the "best of all irrigating cystoscopes." The outer canula is introduced with the help of pilot, or snugly-fitting flexible catheter to close the opening; the bladder is then washed out with syringe or syphon, and filled with clear medium; finally the cystoscope is pushed inside the outer canula for examination of the bladder.

* The items marked thus * are not illustrated.

No.

Galvanic Cautery and Electric Light Apparatus, *continued*,—

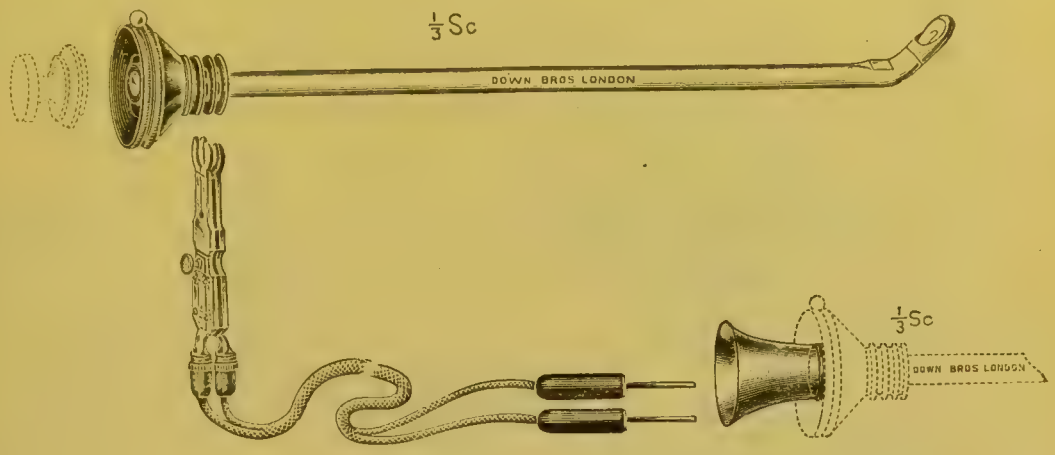

4616. 4617.

		£	s.	d.
	Cystoscopes, *continued*,—			
4616	Max Nitze's, for examining the bladder, size No. 21 French gauge, with conducting cords and spare lamp, in case .	4	10	0
	Spare lamps, 6 volt, with screw mounts . each	0	3	9
	This can also be made to order. Size, 18 French gauge ; and for children, No. 15 French gauge.			
4617	Pardoe's Eyepiece, for use with Nitze's Cystoscope (prevents dimming of the lens), as used at St. Peter's Hospital each	0	3	6



4618.

4618	Max Nitze's, irrigation, for examination of the bladder, and for washing out, No. 24 French gauge, with conducting cords and spare lamp, in case .	5	15	0
	Spare lamps (6 volt), with screw mounts . . each	0	3	9
4619*	Max Nitze's, for examination and photographing (10 different photographic views can be taken without removing the instrument from the bladder), with 12 plates . in case	9	9	0
	Spare plates . . . . per doz.	0	3	6
4620*	Special Stand for holding Cystoscope while taking photographs	5	10	0
4621*	Max Nitze's Retro-cystoscope for examining the prostate and orifice of the bladder . each	7	7	0

* The items marked thus * are not illustrated.

No.

Galvanic Cautery and Electric Light Apparatus, *continued*,—

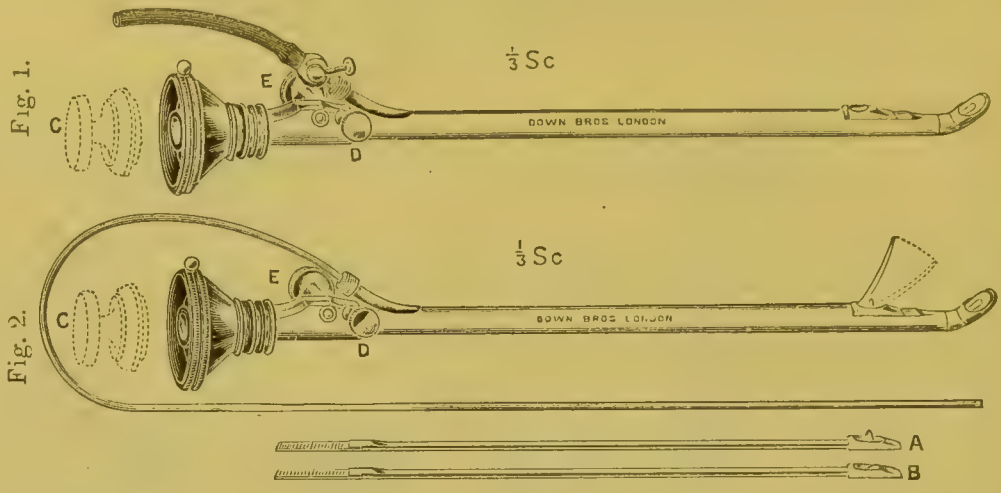

4622.

		£	s.	d.
	Cystoscopes, *continued*,—			
4622	Max Nitze's, improved model, for examination and irrigation of the bladder, and catheterization of the ureters, with conducting cords, catheter, and spare lamp, in case .	7	10	0
	Spare lamps (6 volt), with screw mounts . . . each	0	3	9
*2988*a*	Spare Catheters, silk web, 2 sizes (Nos. 4 & 5 Fr. gauge), each	0	4	0
	For irrigation, the Cystoscope is arranged as shown in fig. 1, the tube B being adjusted in position. For catheterization the tube B is released by turning the screw E, and then removed and replaced by the tube A. When this tube is in position and fixed by means of the screw D, then the screw E serves to give direction to the point of Ureter Catheter, as shown in the illustration.			
4623*	Max Nitze's, for simultaneous catheterization of both Ureters	8	10	0

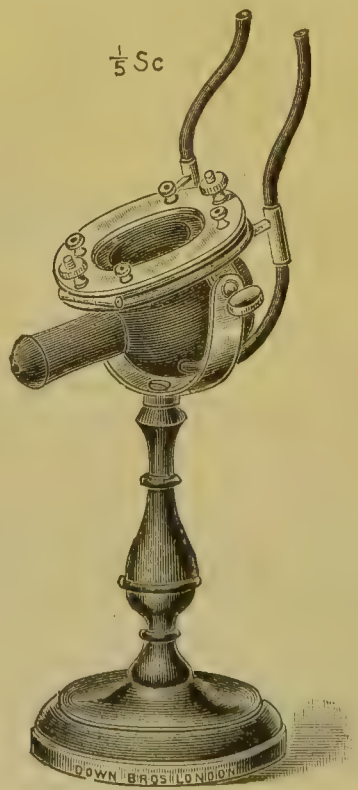

4625



4626.

Bladder Phantoms, for practising with Cystoscopes,—

4625	Nitze's . . . . . each	2	10	0
4626	Simple form . . . . . „	1	2	6

* The items marked thus * are not illustrated.

No.

Galvanic Cautery and Electric Light Apparatus, *continued*,—

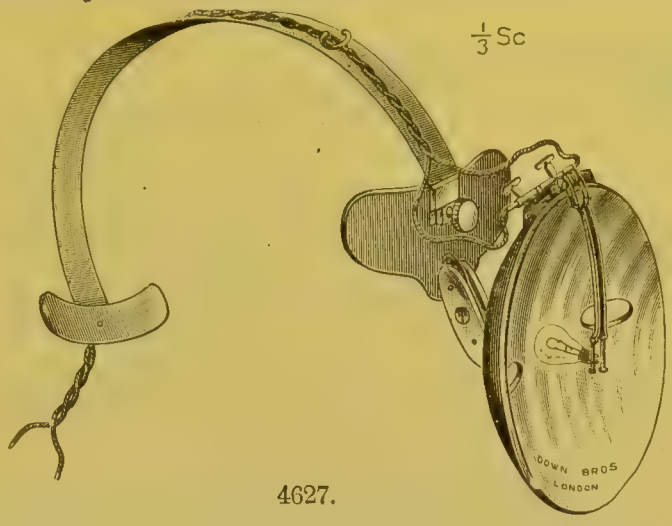

4627.

Forehead Lights,—

4627 Clar's Reflector, with steel spring head band, fitted with spare lamp and conducting cords . . . . . each 2 12 6
Spare Lamps, 6 volt (Swan-Edison) . . . . . „ 0 3 9

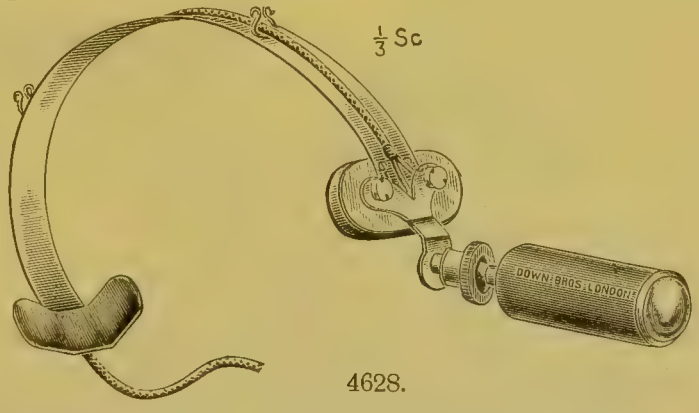

4628.

4628 Trouvé's, with spare Lamp (8 volts 1 ampère), in case . . 2 2 0

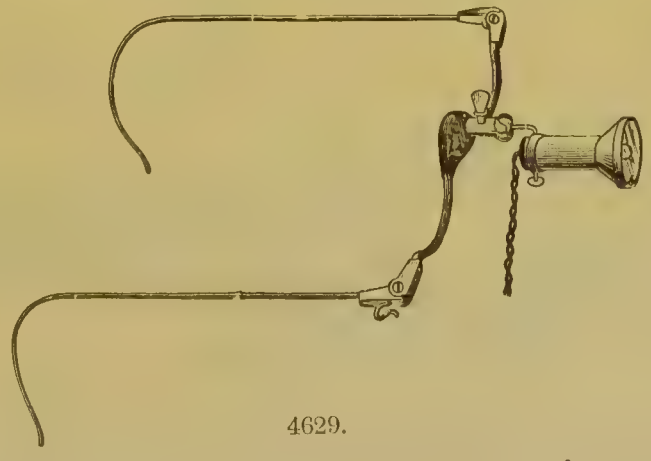

4629.

4629 Washington Isaac's Searchlight, fitted with spare lamp and spectacle frame . . . . . each 1 8 6

Case for above, extra, 5*s*.

Spare Lamps, 6 volt (Swan-Edison) . . . . each 0 3 9

Gastroscopes (*see pages* 376–383).

No. **Galvanic Cautery and Electric Light Apparatus,** *continued*,—

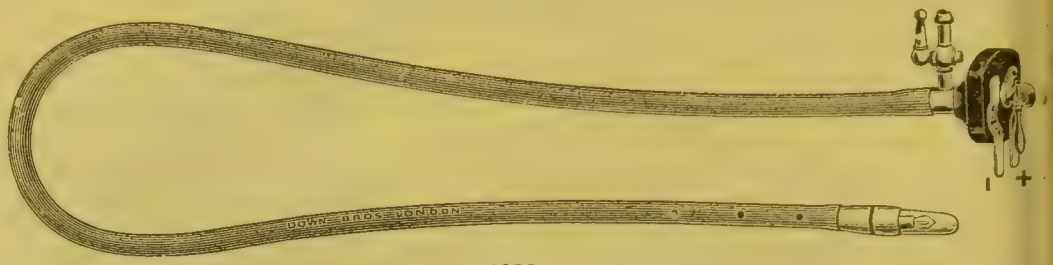

1633.

		£	s.	d.
	Gastro-diaphanoscope (*see also* Gastroscopes, *pages* 376–383),—			
1633	Kuttner's . . each	2	10	0



4630.

4630	**Hand Lamp,** on flexible stem . . . each	0	10	6
	Spare Lamps, 6 volt (Swan-Edison) . . „	0	3	9

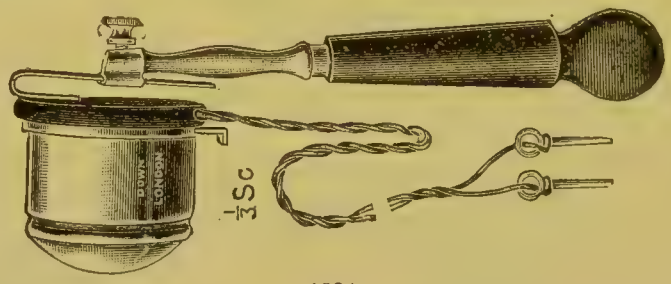

4631.

4631	Howden's (as made for Dr. Howden, Surgeon to the Dover Hospital) . . . . each	1	5	0

This is a 12 volt lamp, made for attachment to accumulator, such as is frequently employed for X-ray work.

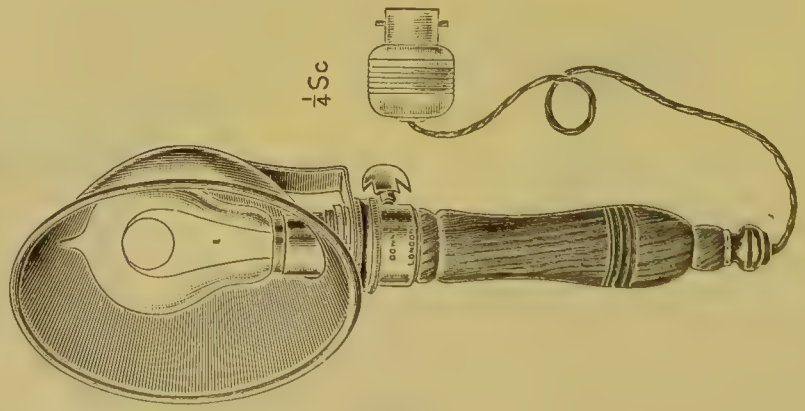

4632.

4632	**Hand Lamp,** to be used in connection with direct supply from main . . . . . each	0	18	0

This can be attached to any ordinary fitting by simply removing temporarily the ordinary lamp; and therefore will be found convenient for carrying round the wards of hospitals, or to patients' houses.

When ordering state voltage of current.

No. **Galvanic Cautery and Electric Light Apparatus,** *continued*,—

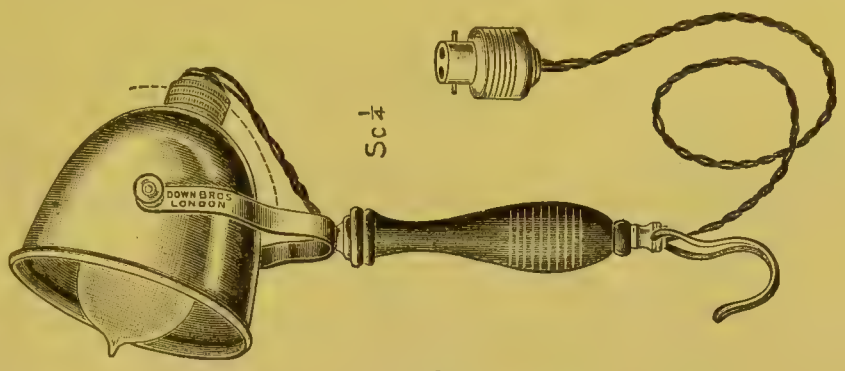

4633

		£	*s.*	*d.*
4633	**Hand Lamp,** for use in Operation Theatre, in connection with main supply . . . . . each	1	1	0

When ordering state voltage of current.

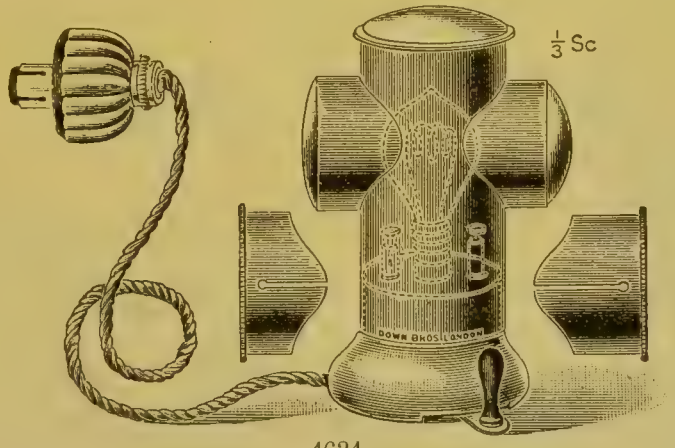

4634.

4634	Simeon Snell's, fitted with 100 volt lamp to attach to wall plug in connection with supply from main . . each	2	18	6



4635.

4635	**Laryngeal Mirror,** with Lamp attached (Semon's), with cords and spare lamp, 6 volt, £1 7*s.* 6*d.*; in case. . . .	1	10	6
	Spare Lamps, 6 volt, with screw mounts (Swan-Edison) each	0	3	9

Kirstein's Autoscope (*see page* 294).
Œsophagoscopes (*see pages* 376–383).

Galvanic Cautery and Electric Light Apparatus, *continued*,—



3989.

No.		£	s.	d.
3989	**Sigmoidoscope**, Strauss', graduated, as used by Mr. Mummery	2	12	6

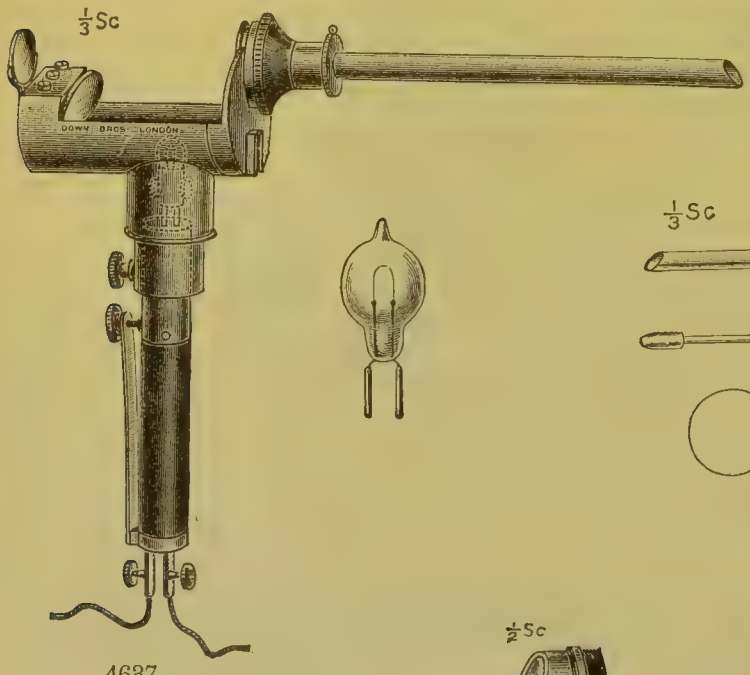

4637.

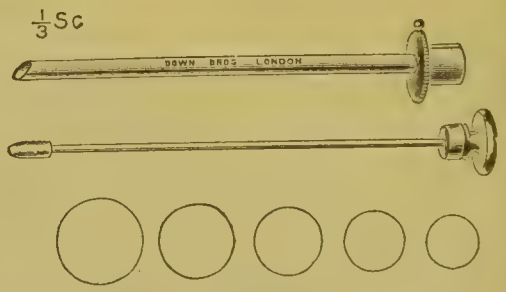

4643.



4640.

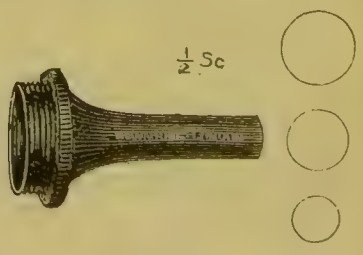

4639.

4637	**Panelectroscope**, Leiter's, the Instrument only, with one spare Lamp, but without appliances or conducting cords, £3 15*s.* 0*d.*; in case	4	4	0
	Spare Lamps, 6 volt (Swan-Edison) . . . . . each	0	3	9

This instrument is so arranged that the operator can, at the same time, both observe and operate. It is particularly useful for the male and female urethras, the ear, nose, rectum, and vagina.

No.

Galvanic Cautery and Electric Light Apparatus, *continued*,—



4641.



4642.

		£	s.	d.
	Appliances for use with Panelectroscope, etc.,—			
4638*	Conducting Cords . . . . . per pair	0	5	6
4639	Ear Specula, 3 sizes . each, vulcanite. 2*s.* 6*d.*; plated metal	0	3	6
4640	Siegel's Pneumatic Attachment, with india-rubber Ball, each	0	5	0
4641	Rectum Specula, 3 sizes . each, vulcanite, 5*s.* 6*d.*; plated metal	0	7	6
	Metal Collar to fit Rectum Specula to Panelectroscope, 1*s.* 6*d.*			
4642	Rhinoscopic Mirror . . . . . each	0	6	6
4643	Urethra Specula, metal pilots, 5 sizes—18, 20, 22, 24, 26 (Fr. gauge) . . . . . each	0	4	6



4644.

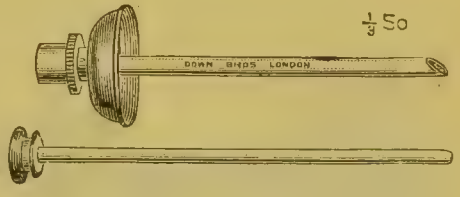

4645.

4644	Urethra Specula, curved for Prostate, with metal pilots, 5 sizes, 18, 20, 22, 24, 26 French gauge . . . . each	0	9	6
4645	Ditto, ditto, with cup ends, metal pilots, 5 sizes . . „	0	6	6
	Inflating arrangement for use in connection with the Specula, for Æro-urethroscopy, as shown with Fig. 4647 . .	0	13	6
	Bellows for use with same, as shown with „ . .	0	3	0



2922.



2923.

2922	Cotton Wool Forceps (Grünfeld's) . . . . each	0	2	6
2923	Caustic Holder (Grünfeld's) . . . . „	0	2	6

* The items marked thus * are not illustrated.

Galvanic Cautery and Electric Light Apparatus, *continued*,-



4646.

No.	Urethroscopes,—	£	s.	d.
4646	Burghard's, consisting of Searchlight with focussing arrangement and ball and socket action, set of 3 Urethral Specula with Pilots, and arrangement for inflating the Urethra, £2 12*s.* 6*d.*; with Bellows, in case	3	9	0
	Spare Lamps for use with same, 6 volt (Swan-Edison) . each	0	3	9

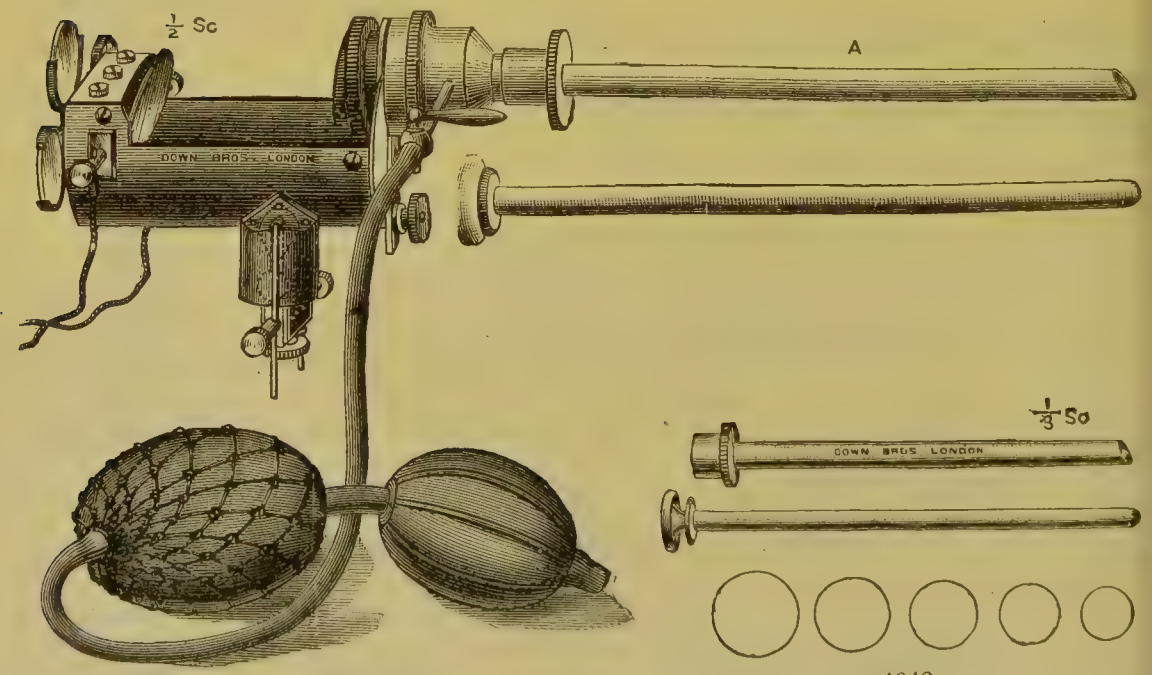

4647. 4643.

4647	Hurry Fenwick's, with set of 3 Urethral Specula and Pilots, and arrangement for inflating the Urethra, £4 18*s.* 0*d.*; with Bellows, in case	5	14	6
	Spare Lamps for use with same (Swan-Edison) each	0	3	9

No.

Galvanic Cautery and Electric Light Apparatus, *continued*,—

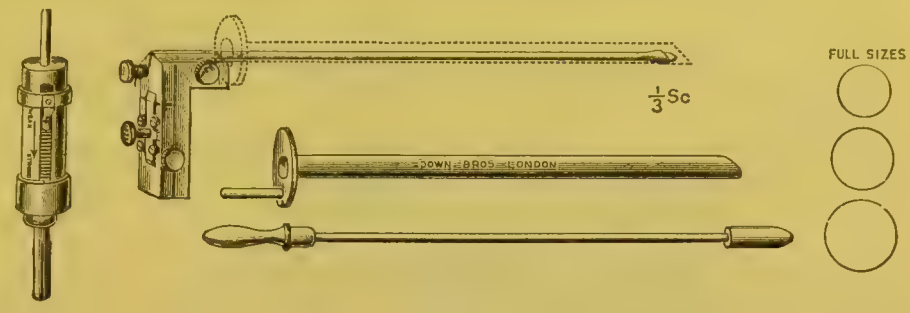

4648.

Urethroscopes, *continued*,—

		£	s.	d.
4648	Valentin's, with set of 3 Specula with pilots, conducting cords, rheostat for insertion in cord and spare lamp .	3	3	0
	Spare lamps for ditto . each	0	3	0



4649.

4649	Wyndham Powell's, fitted with condensing lens and set of 3 Urethra Specula, with cup-ends and metal pilots .	4	9	6

The advantages claimed for Mr. Wyndham Powell's instrument are :—

1. Its square shape gives a firm hold.
2. The tap inflating arrangement being on the left side leaves the right hand of the operator free to manipulate his instrument.
3. The high candle power lamp and condensing lens gives a much greater illumination than is possible with any other instrument now on the market.

The points to be observed in adjusting this instrument are :—

(*a*) For use with a long Speculum.

The condensing lens must be clamped at the lower extremity of the slot with the lamp in a central position behind it, adjusted so as to throw the light on to the mirror. The reflected ray of light from the filament will then be seen on the window of the inflation arrangement, and a strong white light will then be thrown down the Speculum.

(*b*) For use with a shorter Speculum.

The lens can be moved slightly higher up the slot, thus shortening the focus of the rays.

No. | **Galvanic Cautery and Electric Light Apparatus,** *continued,*—



4644.



4645.

		£	s.	d.
4643	**Urethral Specula,** to use with Urethroscopes, 5 sizes—18, 20, 22, 24, 26 (French gauge) . . . . . each	0	4	6
4644	Ditto, ditto, with curved ends for Prostate . . . „	0	9	6
4645	Ditto, ditto, with cup ends and metal Pilots, 5 sizes . „	0	6	6



4650.

4650	**Vaginal Lamp,** to use with Speculum . . . each	1	1	0

Leather Case for above, 3*s.* extra.



4651.



4652.

Ventroscopy Specula (*vide* "Die Beleuchtung der Bauchhöhle als methode bei vaginal Köliotomie," Dr. Von Ott, *Centralblatt für Gynäkologie*, August, 1902).

4651	Von Ott's, small size for posterior vaginal wall . . each	1	5	0
4652	Ditto, large size for anterior vaginal wall . . . „	1	11	6
	Conducting cords, for use with above . . . per set	0	7	6
	Spare lamps, 6 volts (Swan-Edison) . . . . each	0	3	9

No.

Anæsthetic Apparatus.

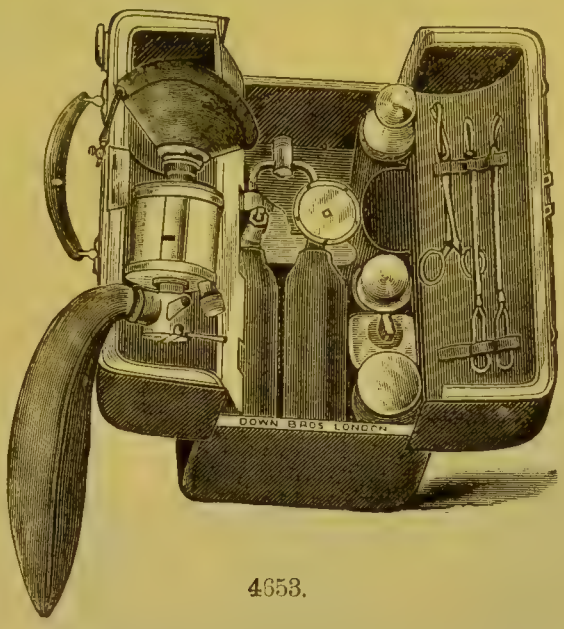

4653.

		£	s.	d.
4653	**No. 1 Anæsthetist's Bag,** complete. Containing Dr. Rumboll's patent Inhaler for Gas and Ether, two 25-gallon Bottles of Gas on stand, with foot-key; Rodman's Drop Bottle, one 4-oz. Capped Bottle, 1 Ether Bottle, 1 Bottle Sterilized Sponges, 2 Down's Aseptic Sponge Holders, 1 Guy's pattern Tongue Forceps	13	0	0
	The Cowhide Bag only, without contents	2	14	0



4654.



4655.

Anæsthetic Inhalers,—

4654	Allis', for Ether, the outside shield of leather . . . each	0	12	6
4655	Ditto, metal throughout . . . . . „	1	0	0
*4655*a*	Bengué's, for Chloride of Ethyl . . . . . „	1	15	0

* The items marked thus * are not illustrated.

No.

Anæsthetic Apparatus, *continued,—*

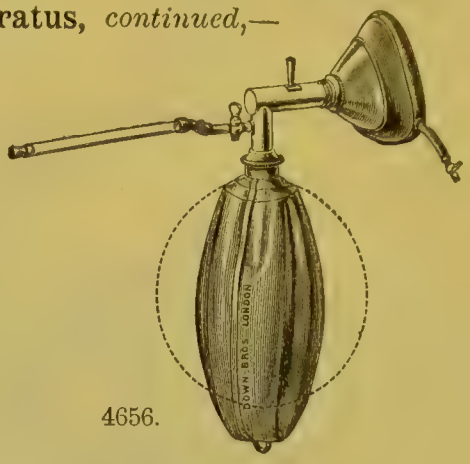

4656.

Anæsthetic Inhalers, *continued,—* £ *s.* *d.*

4656 Bent's, for Chloride of Ethyl . . . . . each 1 17 6

A measured quantity is put into tube, and is carried well into bag by inner tube on opening the stopcock.



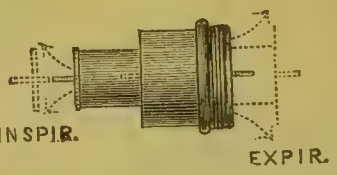

4657.

4657 T. Bird's, for Ether, etc. . . . . each 1 10 0

The novelty is the double-acting valve; it is out of harm's way, under the observation of the administrator, and constructed to carry the air admitted through the ether.

4658* Blumfield's Spring Chloroform Frame, 2 sizes, Children's and Adults' . . . . . each 0 7 6

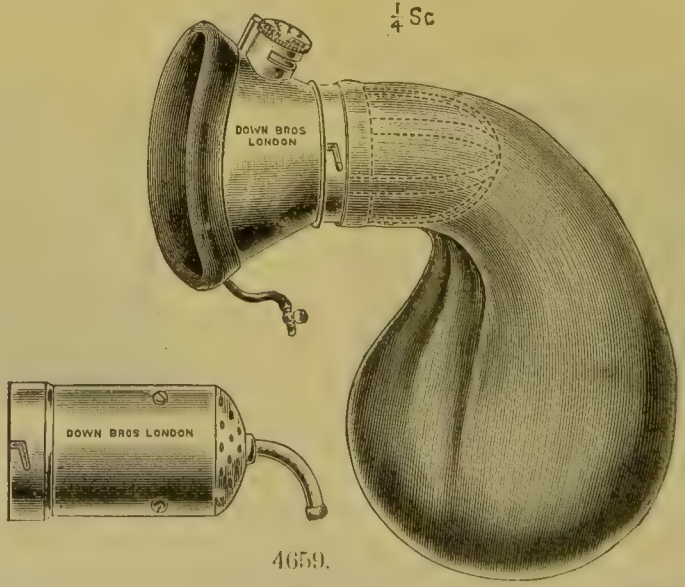

4659.

4659 Carter Braine's, for Ether, A.C.E., or Chloroform . complete 3 0 0

If the dome-shaped end for A.C.E. not required, 15*s.* less.

* The items marked thus * are not illustrated.

No.

Anæsthetic Apparatus, *continued*,—

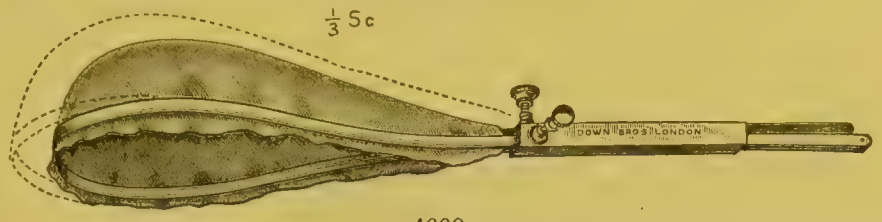

4660.

		£	s.	d.
	Anæsthetic Inhalers, *continued*,—			
4660	Cheatle's Chloroform Mask, for children and adults . . each	0	7	6

The frame is of elastic metal, and may be drawn through the handle, and reduced to any required size.



4661.



4663.

4661	Clover's, for Ether, each, £2 5*s.*; with Measure and Bottle for Ether, in case	2	16	0
4662*	Ditto, fitted with small and large Face-pieces, Measure and Bottle for Ether, in case	3	6	6
4663	Ditto, Tyrrell's modification, with double Water Jacket, £3; with Measure and Bottle for Ether, in case . .	3	11	0

If fitted with tube going right through body and attached to face-piece to revolve with it, 10*s.* extra.

If fitted with Shepherd's Angle Mount, for use in the prone position, 7*s.* 6*d.* extra.

If with Stopcock on elbow for attaching to gas apparatus, 3*s.* 6*d.* extra.

Spare Inhaler Bags, black I. R., each, 3*s.* 3*d.*; red I.R. 3*s.* 6*d.*; Battist, 2*s.* 3*d.*

* The items marked thus * are not illustrated.

No.	**Anæsthetic Apparatus,** *continued*,— **Anæsthetic Inhalers,** *continued*,—	£	*s.*	*d.*
4664*	Clover's, with double-sized air-way and tube passing right through the body and attached to face-piece to revolve with it, £3 13*s.* 6*d.*; with measure and bottle for ether, in case	4	4	6



4665.

4665	Silk's Transparent Celluloid Face-pieces, fitted with Air-pads and Stopcocks for inflating, are now supplied with Clover's Inhalers, without extra charge; metal face-pieces are supplied at an extra charge of 3*s.* each.			

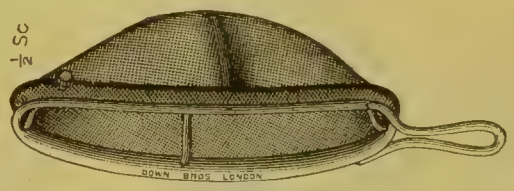

4666.

4666	Esmarc's Mask, for Chloroform, with Domette Cover . each	0	4	6



4667.

4667	Golding-Bird's, for Ether or A. C. E., with rubber-padded edges, and fitted with Domette Cover and Sponge . . each	0	13	6

* The items marked thus * are not illustrated.

No.

Anæsthetic Apparatus, *continued*,—

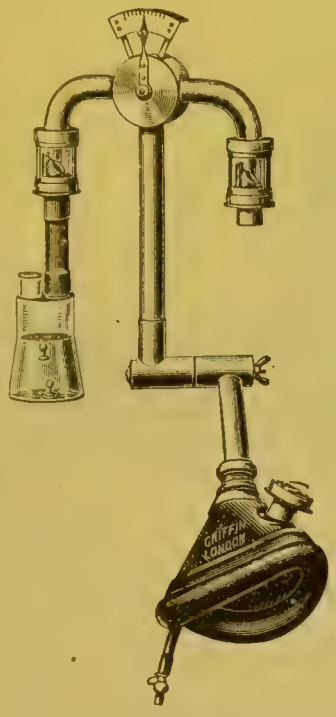

4668.

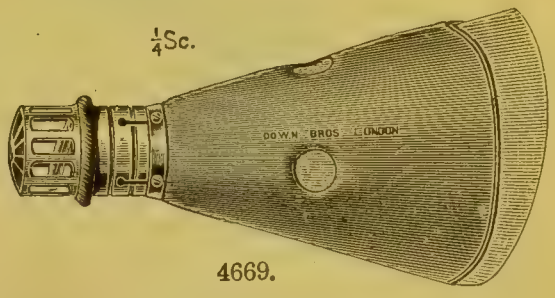

4669.

		£	s.	d.
	Anæsthetic Inhalers, *continued*,—			
4668	The "Harcourt," exact percentage for Chloroform . . each	5	5	0
4669	The "Hyderabad" for Chloroform . . . . . „	0	15	6
4670	Hedley's, for Chloride of Ethyl . . . . . „	1	10	0

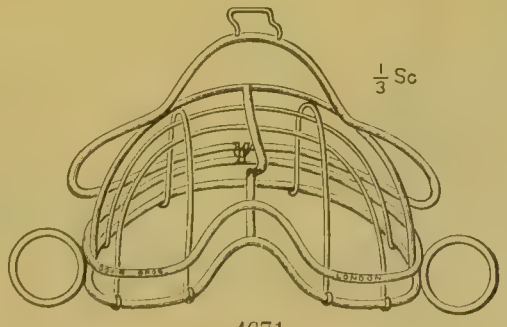

4671.

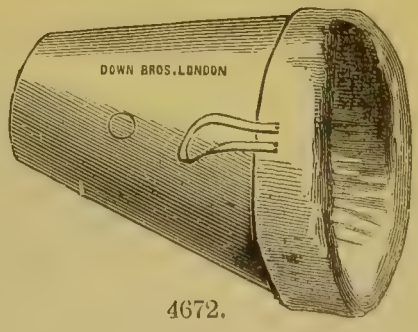

4672.

4671	Kocher's Chloroform Mask . . . . . . each	0	8	9
4672	Leather Cones, for Ether (as used in the Ophthalmic Ward at Guy's), 3 sizes . . . . . each	0	5	6
4673*	Luke's "Simplex," for Chloride of Ethyl . . . . „	1	13	0

* The items marked thus * are not illustrated.

No.

Anæsthetic Apparatus, *continued*,—

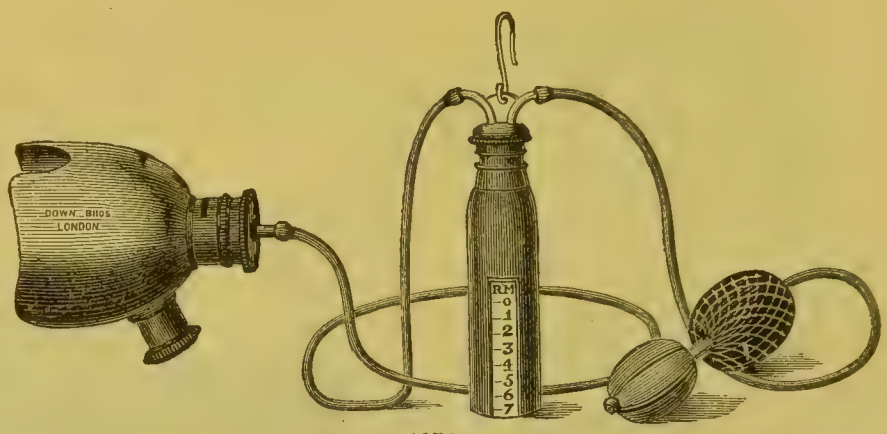

4674.

Anæsthetic Inhalers, *continued*,—

		£	s.	d.
4674	Junker's Apparatus . . . . . each	1	6	6
4675*	Ditto, fitted with Air-pad to Face-piece, and metal Tube for use in operations about the mouth; complete in case	1	19	6

Can also be supplied fitted with Mr. Lucas's glass Face-piece at same price.



4676.

4676	Junker's Apparatus, modified by Mr. Tom Bird, with transparent celluloid Face-piece . each, £1 11*s.* 6*d.*; in case	1	19	0
4677*	Junker's Apparatus, modified by Buxton, fitted with Buxton's Bottle, Vajna's glass Mask and Tube for mouth operations; in case	2	7	6

* The items marked thus * are not illustrated.

No.

Anæsthetic Apparatus, *continued*,—

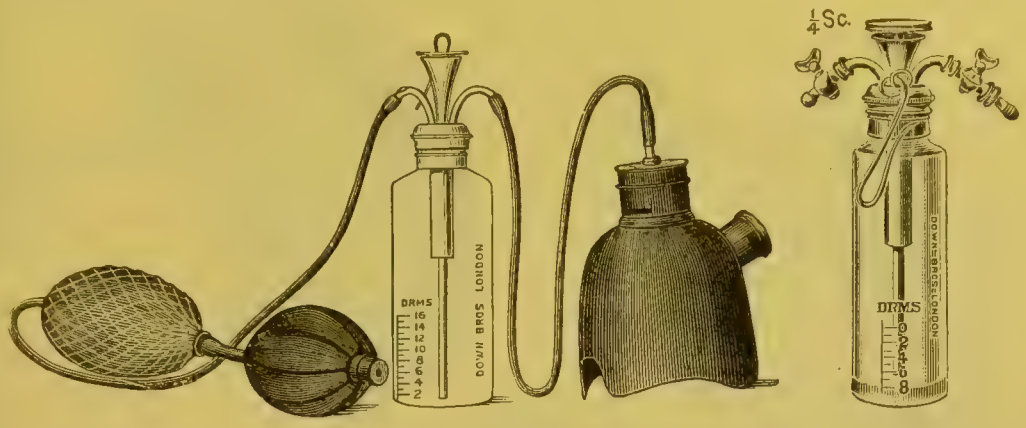

4678.

Anæsthetic Inhalers, *continued*,— £ *s.* *d.*

4678 Junker's Apparatus, fitted with Buxton's Bottle, Silk's Mouth Tube and Air-pad to Face-piece, as recommended by Dr. Silk; in case 2 7 0

The Buxton's Bottle only . . . . . each 0 15 0

4679 Ditto, improved, with Stopcock on each tube . . „ 1 1 0



4680.

4680 Silk's strong metal Tubes for administering in mouth operations . . . . . each 0 2 6

4681* Flexible metal Tubes for ditto . . . „ 0 2 3

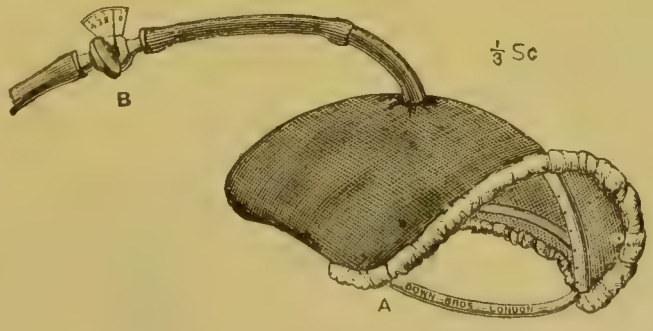

4682.

4682 A. Tyrrell's metal Face-piece, with flannel Cover . . . 0 6 6

B. Ditto, graduated Stopcock, for insertion in tube . 0 3 6

4683* Junker's Apparatus, fitted with Buxton's Bottle and Tyrrell's Face-piece and graduated Stopcock, with metal Mouth Tube; in case 2 2 0

The Buxton's Bottle only (*see* Fig. 4678) . . each 0 15 0

Ditto, improved, with Stopcock on each tube (*see* Fig. 4679) each 1 1 0

* The items marked thus * are not illustrated.

No.

Anæsthetic Apparatus, *continued*,—

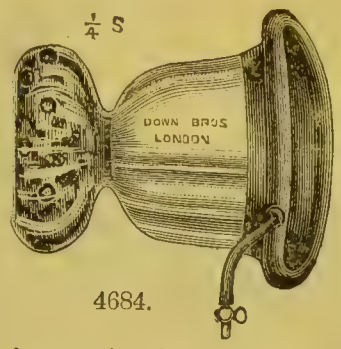

4684.

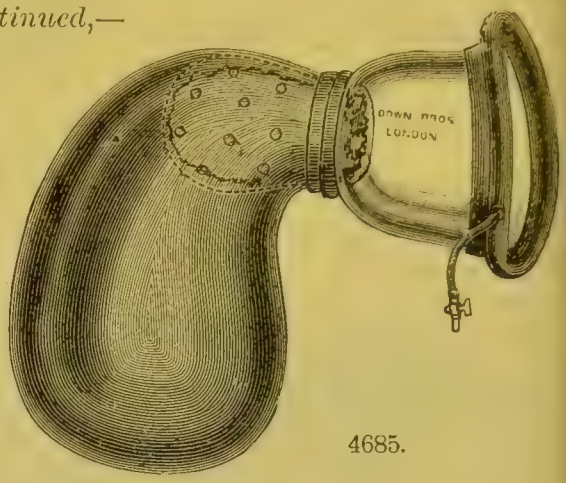

4685.

Anæsthetic Inhalers, *continued*,—

		£	s.	d.
4684	Lucas's Glass, for A. C. E., fitted with Air-pad to Face-piece, with Stopcock; 2 sizes, children's and adults' . each	0	12	6
4685	Lucas's Glass, for Ether, fitted with india-rubber Bag and Air-pad to Face-piece, with Stopcock; 2 sizes, children's and adults' . . . . . each	0	16	6

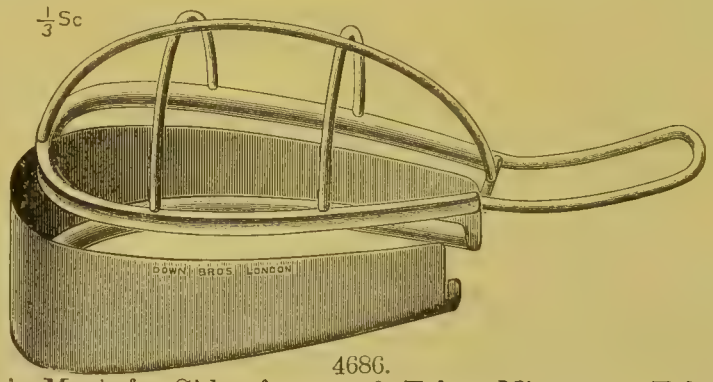

4686.

4686	McCardie's Mask for Chloroform and Ether Mixture or Ether alone . . . . . each	0	18	6

N.B.—The frame should be fitted with 6 layers of gauze for Ether mixture, or 12 layers for Ether alone. The deep flange prevents too rapid evaporation.



4687.

4687	Milward's, for Ether or Ether and Chloroform Mixtures, without case, £6; in case	6	7	6

No.

Anæsthetic Apparatus, *continued*,—

Anæsthetic Inhalers, *continued*,—

Extracted from the "Lancet," June 21, 1902.

The apparatus here described has been devised to meet a want which I have personally felt in the administration of anaesthetics, and which I believe may be shared by others.

The object I have had in view has been to give Ether, or Chloroform, singly or together in any proportion, and to be able to vary that proportion at will.

With these considerations I have had constructed an Inhaler on the "Clover" type. Two Clovers are in fact superimposed, with an air-way right through, and an indicator at each end. There are two chambers in the main cylinder. The upper is the larger and will hold ʒii (of Ether). The lower smaller chamber will hold ʒiss (of Chloroform). The Ether Chamber is placed above on account of the denser vapour of this gas. Separate hollow, glass-ended plugs are fitted to each chamber. A particular point in the apparatus is the central air-way, which is double the calibre of that of the ordinary Clover, and allows ample passage for the strongest respiratory blasts, even when both indicators are turned well on, and the current of air consequently much deviated. The indicators are attached to two tubes revolving in the central air-way, and they act on identically the same principle with regard to the opening and shutting of the apertures to the chambers, as do the same in a Clover's Inhaler. The bag has a revolving metal collar, in order that it may remain in a dependent position whatever be the position of the upper (Ether) indicator. There are well marked divisions on the cylinder opposite the pointers, and the words "Chloroform" and "Ether" are plainly marked on their respective chambers, so that there may be no mistaking which anæsthetic is being given.

The method of administration that I employ in most cases is as follows: First, remove the bag entirely, and give Chloroform for the initial respirations, by slowly turning on the lower indicator until Mark I. is reached, and the patient is beginning to go under. Then continue with Ether until Mark II. is reached by the upper indicator. In this way a quiet anæsthesia is induced without the unpleasant sensations produced by Ether. The administration can then be continued in the same proportion, or in any proportion the anæsthetist desires, or Chloroform can be shut off entirely and Ether given with the bag on, or Chloroform given alone without the bag.

Ether, it will be found, evaporates four or five times as fast as Chloroform, with the proportion E_2 C_1 being used as measured by the indicators.

I have found that the initial stages of anæsthesia are somewhat prolonged, seven or eight minutes being the usual time to get patients well under, this being due to a tendency to somnolence. Struggling is however much reduced. The colour remains very good, the cyanosis of Ether being rendered impossible by the free air passage, while the mixture of the two anæsthetics counteracts the pallor produced by Chloroform alone.

I have not yet given Chloroform alone by this apparatus, but consider it would be safe to do so, if no bag were used, the free air-way giving plenty of oxygen.

It may be remarked that the respective vaporizations of Ether and Chloroform vary so at different temperatures, that the indicators are of little value whereby to judge the proportions actually being given.

The temperature of operating rooms and theatres is however nearly always between 65° and 70° F. A good judgment of the mixture being given can also always be obtained by approaching one's nose to the upper exit during an expiration. A little practice will quickly demonstrate the rapidity of evaporation when re-filling has to be done, and the water chamber fitted to the Ether compartment will help to regulate the vaporization of the Ether.

F. VICTOR MILWARD, M.B., B.C.CANTAB., F.R.C.S.

No.

Anæsthetic Apparatus, *continued*,—



4688.

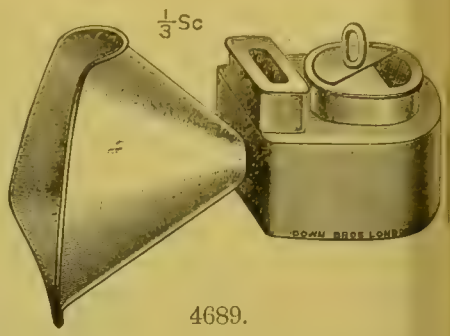

4689.

Anæsthetic Inhalers, *continued*,—

		£	s.	d.
4688	Murphy's, for Chloroform, plated, with metal valves . each	0	14	6
4689	Ditto, Oronasal, as recommended in "Jellett's Midwifery" „	0	16	6

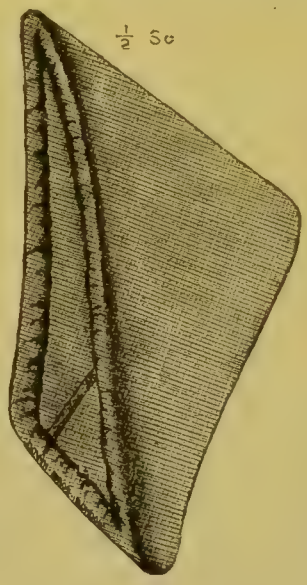

4690.

4690	Murray's, for Chloroform . . . . . each	0	5	0
4691*	Ditto, ditto, folding pattern . . . . . „	0	6	0

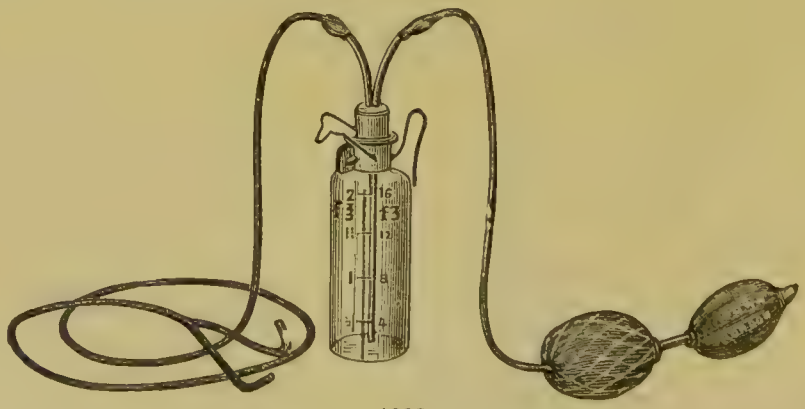

4692.

4692	Nose Apparatus, for administration through Nose, complete in box	0	15	6
	The india-rubber Double Nose-piece only . . . . each	0	2	6

* The items marked thus * are not illustrated.

No. **Anæsthetic Apparatus,** *continued,—*

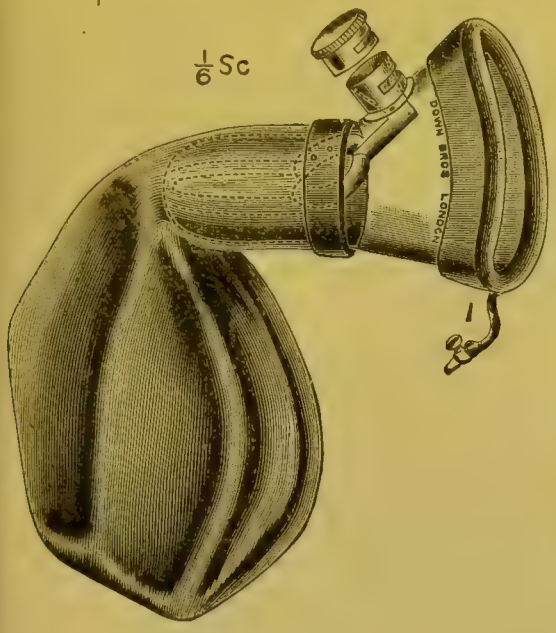

4693.

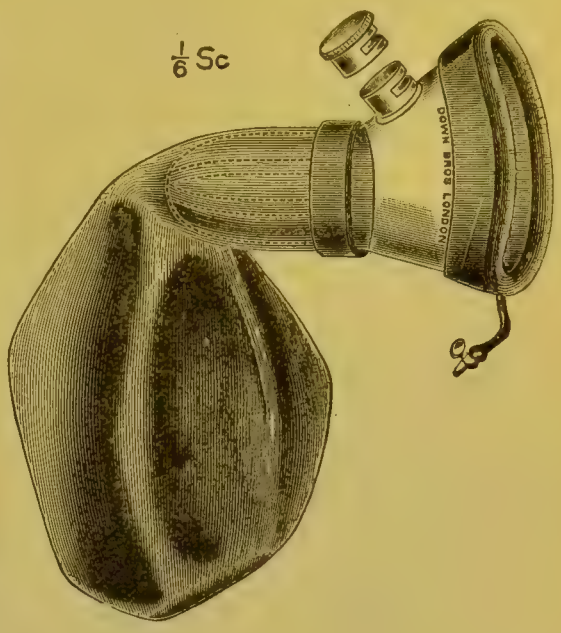

4694.

Anæsthetic Inhalers, *continued,—* £ *s.* *d.*

4693 Ormsby's, for Ether, improved pattern with celluloid face-piece inflating air-pad and stopcock . . . each 1 5 6

4694 Ditto, ditto, modified by Woodhouse Braine, without the inner tube . . . . . each 1 2 0

4695* Ditto, ditto, Silk's modification . . . . . „ 1 5 6

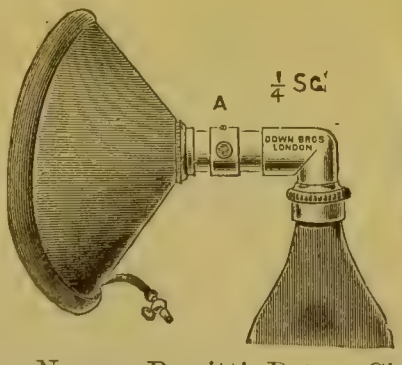

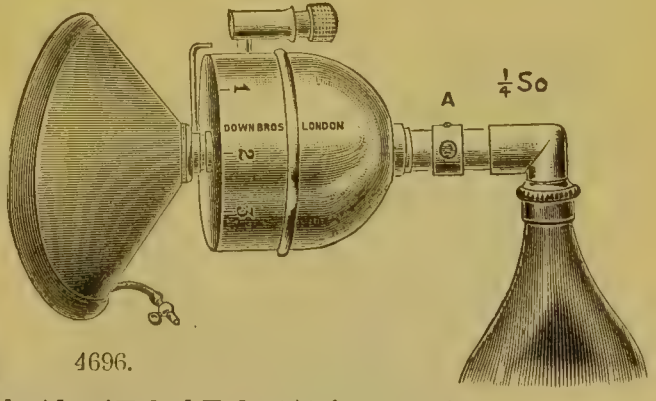

4696.

4696 Norman Porritt's Patent Chloride of Ethyl Tube (A) for use with Clover's Inhaler (suggested by Norman Porritt, M.R.C.S., etc., hon. surgeon Huddersfield Infirmary), can be used between the mouth-piece and bag when for Chloride of Ethyl only, or between the inhaler and bag when in combination with Ether . . . . . each 0 8 6

If for Inhaler with double-sized air-way each, 10*s.* 6*d.*

Extract from the "British Medical Journal," July 9, 1904.

The latest addition to the list of general anæsthetics seems likely to keep its place. Chloride of ethyl is pleasant in action, does not cause cyanosis, is taken readily by children as well as adults; its effects pass off almost with

* The items marked thus * are not illustrated.

No.

Anæsthetic Apparatus, *continued*,—

Anæsthetic Inhalers, *continued*,—

the rapidity of their induction; as it has few or no after-effects there is no preliminary preparation of the patients as in the case of chloroform and ether; it may be given with the patient sat up; as a preliminary to other anæsthetics it shortens the tedious interval which sometimes elapses before the patient is ready for operation; and, most important of all, it is, within the limits for which it is indicated, probably safer than any other anæsthetic, with the exception of nitrous oxide.

Chloride of ethyl has the advantage of giving an anæsthesia lasting twice as long as that obtained with nitrous oxide, whilst the deep anæsthesia is followed by a degree of analgesia sufficient to allow the painless completion of a short operation. In one of my own cases 8 c.cm. of the drug sufficed for the removal of a lipoma. Although a 5-in. incision, requiring six sutures, was made, and two vessels had to be tied, the patient had no recollection of the operation, and when she came round asked when I was going to begin.

The rapid and complete recovery with little or no vomiting, which, even if it does not pass into dangerous excess, is always unpleasant, and often a great tax upon nurses and attendants, should prove as great an economy of time and labour in hospital as it will be helpful in private work. One defect of the drug must be borne in mind. It does not always overcome muscular resistance. Within a short period I had two cases of displacement of one of the semilunar cartilages of the knee. But whereas in the first case—that of a working man who came to the hospital—ethyl chloride was used with success in order to manipulate the limb, in the second case—that of a maiden lady of good physique, over 50 years of age—it was necessary to supplement the ethyl chloride with a few drops of chloroform before muscular relaxation was secured. It will be well, therefore, until further experience teaches us how to eliminate this uncertainty, to be prepared with a general anæsthetic when ethyl chloride is administered for conditions requiring muscular relaxation.

The method of administering the drug, if the contrivance I describe is used, is both simple and efficient. This consists essentially of a tube one end of which fits either the face-piece or ether chamber of Clover's ether inhaler; tho other end fits the bag. A fragment of lint sufficient to line the tube for three parts of its circumference, and cling closely to the side in tubular form so as to leave a clear air-way is placed in the tube. In the tube is a hole which can be opened and closed at will by a revolving collar. This hole serves four useful purposes. Through it the anæsthetic is sprayed into the apparatus; by keeping the hole open for the first few inspirations until the patient is accustomed to the anæsthetic, the unpleasant taste and choking sometimes experienced when a strong dose is suddenly given are obviated; it provides a supply of air at any time during the administration, should the inflation of the bag be ineffective; while it is a valuable adjunct during ether administration following chloride of ethyl. A diaphragm of gauze at the bottom of the tube prevents the lint being sucked into the patient's mouth.

The accompanying illustration shows the tube interposed between the bag and face-piece of Clover's inhaler. This constitutes a complete chloride of ethyl inhaler. The tube is far from the mouth of the patient, if freezing takes place. In my own hands during the last few months, as well as in the hands of two of my colleagues in the town and of the house surgeons at our infirmary, the appliance has been used with every success.

If it is desired to follow the chloride of ethyl with ether, the chamber of Clover's inhaler is charged with ether in the usual way, and the tube interposed between it and the bag. As soon as the patient begins to breathe the chloride of ethyl, the ether should be gradually turned on, so that the mixed vapours are inhaled.

As the illustration shows, the tube makes but a slight addition to Clover's inhaler. The tube remains in position throughout the inhalation, and adds a distinctly advantageous feature to Clover's inhaler. As soon as ether narcosis is established, the hole in the tube is opened. Then with each respiration, whilst part of the air goes to and from the bag, another portion

No.

Anæsthetic Apparatus, *continued*,—

Anæsthetic Inhalers, *continued*,—

passes in and out of the hole in the tube. Hence the patient breathes a much purer air than the carbonized mixture in the closed bag. I have used the ordinary rubber bag supplied with Clover's apparatus without drawback; but I have since used one made of the material called Mosetig Battist. This is better still, it is much lighter than rubber, is unaffected by the vapour, it can be reversed, as well as sterilized by boiling.

With this device I have experienced none of the disadvantages of the ethyl-ether sequence when ethyl chloride is placed in the Clover's ether chamber, as described in the *British Medical Journal* of April 23, by Mr. Bampfylde Daniell, whose article I did not see until my method had been in successful use some time. With this tube in the box of his Clover's inhaler, the anæsthetist has not only a complete chloride of ethyl inhaler, but a simple and efficient ethyl-ether inhaler. It should be possible with increased experience to secure an anæsthesia without any break between the ethyl chloride and the ether narcosis. In one of my cases this was effected in ninety seconds. With chloroform, in my experience, there has always been a recovery between the chloride of ethyl and the chloroform narcosis, whilst the after-vomiting and distress have been greater and more prolonged than when ether followed the ethyl chloride. In a case of Trendelenburg's operation for varicose veins, although the house-surgeon found it necessary to follow the ethyl chloride by ether, the patient on getting back to the ward showed little sign that she had had an anæsthetic, and had a good tea with the rest of the patients about two hours later.

With the apparatus I describe, the mixture of A.C.E. or of ether and chloroform can be substituted for ether, and with the hole in the tube open the bag may be kept in position. I have only to add that my thanks are due to the makers of the tube, Messrs. Down Bros., for suggestions in the details of the apparatus, after I had proved in practice with a home-made model its feasibility and success.

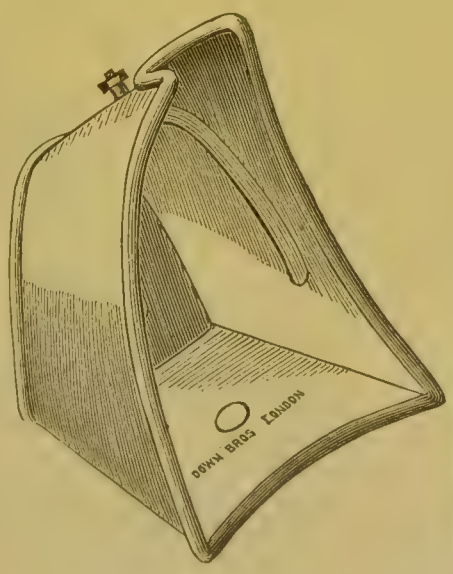

4697.



4698.

		£	s.	d.
4697	Parker's, for Chloroform, also known as the "Guy's Inhaler," in 2 sizes, plated . . . . . each	0	12	6
4698	Rendle's Compendium, for Ether or the A. C. E. Mixture . each	1	1	0

No.

Anæsthetic Apparatus, *continued*,—

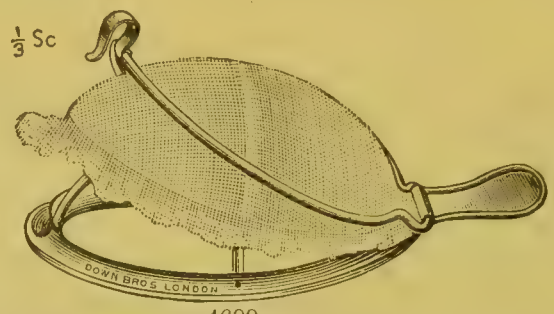

4699.

Anæsthetic Inhalers, *continued*,— £ *s.* *d.*

4699 Schimmelbusch's, for Chloroform, with lint . . . each 0 3 9

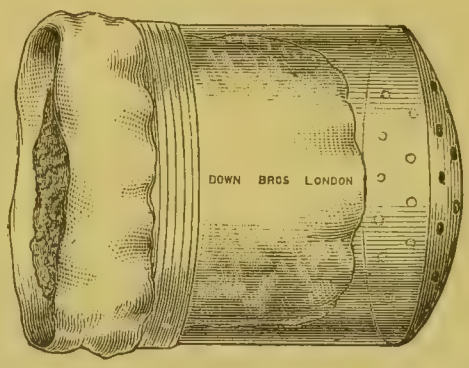

4700.

4700 Silk's, celluloid, transparent, for Ether and A. C. E. Mixture, 3 sizes . . . . each 0 9 0

4701* Pins, with ends to screw off, are sometimes used with this Inhaler to keep sponge in position . . . per pair 0 5 0

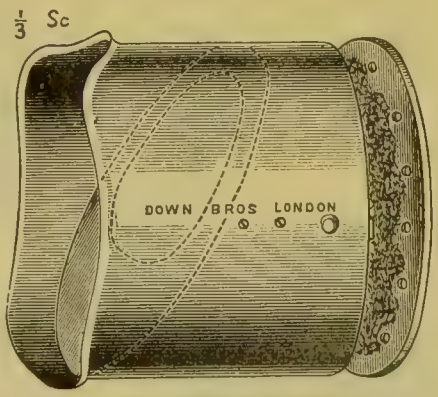

Fig. 1.

General view of Inhaler.

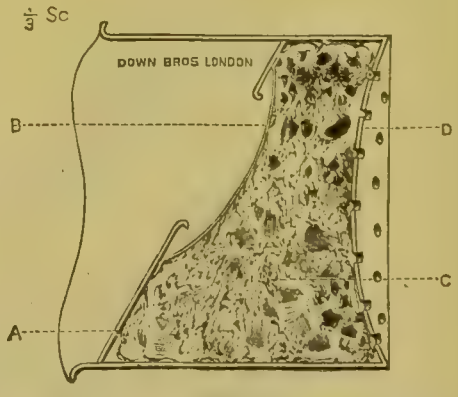

Fig. 2.

Sectional view. A, Dripcatcher or diaphragm. B, Wire sponge guard. C, Sponge. D, Perforated, concave, hinged lid.

4702.

4702 Silk's metal "Hospital Inhaler," for A. C. E. Mixture, etc., each 0 15 6

India-rubber Air-pads, with stopcocks for Silk's Inhalers, each, 4*s.* 6*d.*

Pull-off Leather Case for above, 2*s.*

From the "Lancet," March 27, 1897.

In connection with the discussion which has recently taken place in the columns of *The Lancet* on the occurrence of

* The items marked thus * are not illustrated.

No.

Anæsthetic Apparatus, *continued*,—

Anæsthetic Inhalers, *continued*,—

pneumonia after operations, and the possibility of infection from the inhalers used in the administration of anæsthetics, I send particulars of the metal inhalers to which I refer in my article of March 20th. If a little care is taken in using them, and if the ordinary instincts of cleanliness are followed, I have had nothing to complain of in respect to the celluloid inhalers which I introduced some years ago; but when subjected to the rough usage of busy hospital work they are apt to get out of shape. It was chiefly to overcome this latter difficulty that these metal inhalers were designed, though it will also be found that they are more easily sterilized in accordance with the advanced theories of aseptic surgery. In general shape (Fig. 1) they resemble the Rendle's Mask, but the dome-shaped, perforated top of the latter is inverted so as to form a cup (Fig. 2, **D**), through which, if necessary, the sponge (Fig. 2, **C**) can be fed without removing the apparatus from the face. This cup is hinged to admit of the introduction of the sponge in the first instance. Another distinctive feature is the metal diaphragm (Fig. 2, **A**), set at an angle, and designed to prevent the superfluous liquid from running on to the face, a radical defect of many inhalers unless in skilled and careful hands. To further ensure that the sponge shall not slip on to the face, a wire guard (Fig. 2, **B**) is fixed across the opening in the diaphragm. No flannel bag or rubber face-pad is necessary, or, in my opinion, desirable. Of course, pure chloroform ought not to be given in such an apparatus as this. It is intended, primarily, for the A. C. E. mixture, or it may be used to maintain the anæsthesia with ether. The method of using it is sufficiently obvious. I may, perhaps, add that I have had these masks in use for two or three years in hospital work, and believe that they fulfil the objects which I had in view when designing them. I am greatly indebted to Messrs. DOWN BROS. for their patience and skill in carrying out my wishes in the matter.

Devonshire Street,
Portland Place, W.

J. FREDK. W. SILK, M.D. Lond.,
Anæsthetist to King's College
Hospital, etc.

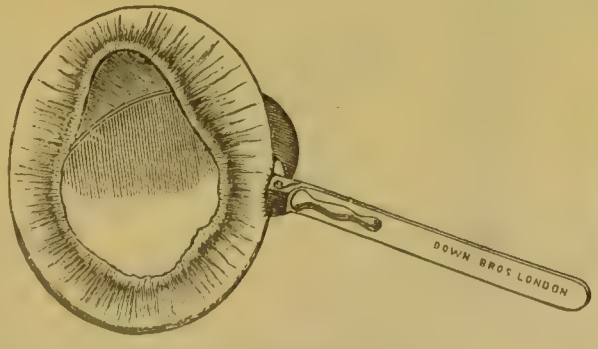

4703.

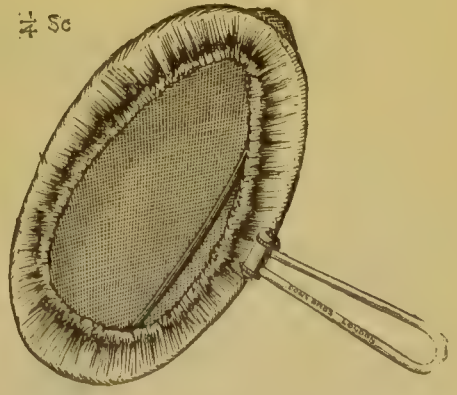

4704.

		£	s.	d.
4703	Skinner's Frame, for Chloroform, with flannel Covers . each	0	8	0
4704	Ditto, modified, light pattern, with flannel Covers, 2 sizes, each, 3*s.* 6*d.* and	0	4	6

No.

Anæsthetic Apparatus, *continued*,—

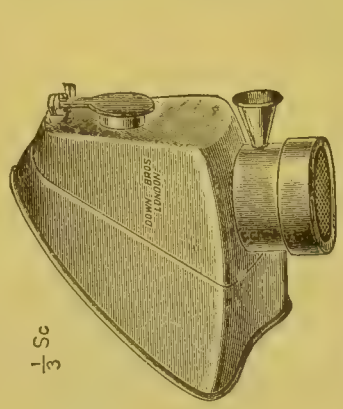

4705.

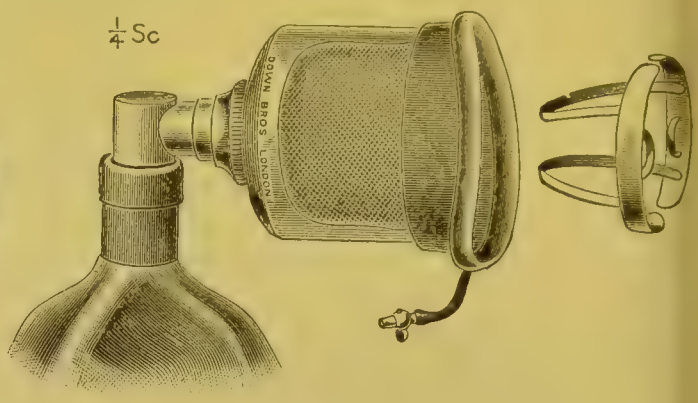

4706.

		£	s.	d.
	Anæsthetic Inhalers, *continued*,—			
4705	Snow's, modified, for Chloroform . . . . . each	0	14	6
4706	Swan's, for Somnoform . . . . . each	1	11	6

Extract from the "Lancet," June 13, 1903.

AN INHALER FOR THE ADMINISTRATION OF SOMNOFORM.

The accompanying illustration represents an apparatus which I have now used for some months for the administration of somnoform, consisting of a celluloid face-piece connected by means of a right-angled metal tube to a rubber bag. The face-piece is lined with lint, which is maintained in position by a special spring, horse-shoe in shape, preventing collapse of the lining during any deep inhalation by the patient. The lint can be thus readily changed and a clean piece substituted. In using this apparatus, the dose of somnoform required for a single administration and producing an anæsthesia averaging from 90 to 120 seconds, is about 2½ cm., i.e., half the dose of the drug marked on the bottles in which it is supplied for use with the handkerchief cone adopted by Dr. Rolland.

The apparatus was made for me by, and can be obtained from, Messrs. Down Bros., Ltd., 21, St. Thomas's Street, London, S.E.

R. H. JOCELYN SWAN, M.S.Lond. F.R.C.S.



4707.

4707 **Trendelenburg's Tampon Canula,** 3 sizes (French gauge) —30, 32, and 34, each, £1 5*s.*; complete with Chloroform Apparatus . . . . . each 1 18 6

Case for the above, 4*s.* 6*d.*

No.

Anæsthetic Apparatus, *continued*,—

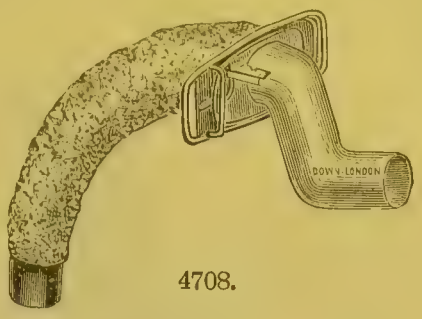

4708.

Anæsthetic Inhalers, *continued*,— £ s. d.

4708 **Hahn's modification of Trendelenburg's Canula,** with compressed Sponge, 4 sizes—26, 30, 34, 38 (French gauge), each 1 6 6

The same Chloroform Apparatus is used with this as with Trendelenburg's Canula.

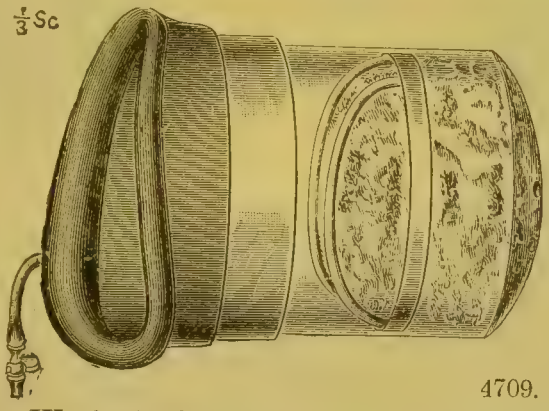

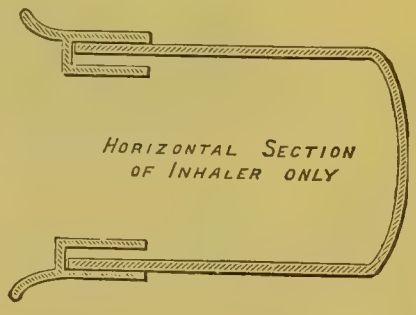

4709.

4709 Waring's, for A.C.E., in 2 sizes, Children's and Adults', each 17*s.* 6*d.* and 0 18 6

Extracted from the "Lancet," May 31, 1902.

Whilst administering the A.C.E. anæsthetic with the celluloid cap and sponge inhaler, my attention has been drawn on various occasions to the two imperfections in this method of administration. These are:—

Firstly, in prolonged operations the sponge becomes saturated with the anæsthetic, with the result that the excess of liquid and exhaled moisture flows down the inner surface of the inhaler on to the patient's face, causing blistering or cutaneous inflammation, which though slight in character is not infrequently irritating and troublesome.

Secondly, the sponge, unless fitting accurately and rather tightly to the concavity of the inhaler, tends to fall, especially when saturated with the anæsthetic, on to the patient's face. To obviate these two possibilities, Messrs. Down Bros. made, according to my instructions some months ago, the celluloid inhaler here shown and described.

For the prevention of face blistering I have devised a detachable face-piece with an inner lip, leaving a space between it and the inner surface of the inhaler, and of sufficient depth to contain any excess of moisture which flows down the inner surface. This face-piece can be detached at pleasure, and any excess of liquid in the space between the two lips shaken out over a towel.

With regard to the possibility of the sponge falling on to the patient's face, this is prevented efficiently by the light metal spring with cross bars fitting the inner circumference of the inhaler. After giving the inhaler a thorough trial I am confident that these two simple additions are effectual and add greatly to the comfort of the administration.

A. WARING, M.B.LOND.

Nottingham, May 14, 1902.

No. **Anæsthetic Apparatus,** *continued,*—

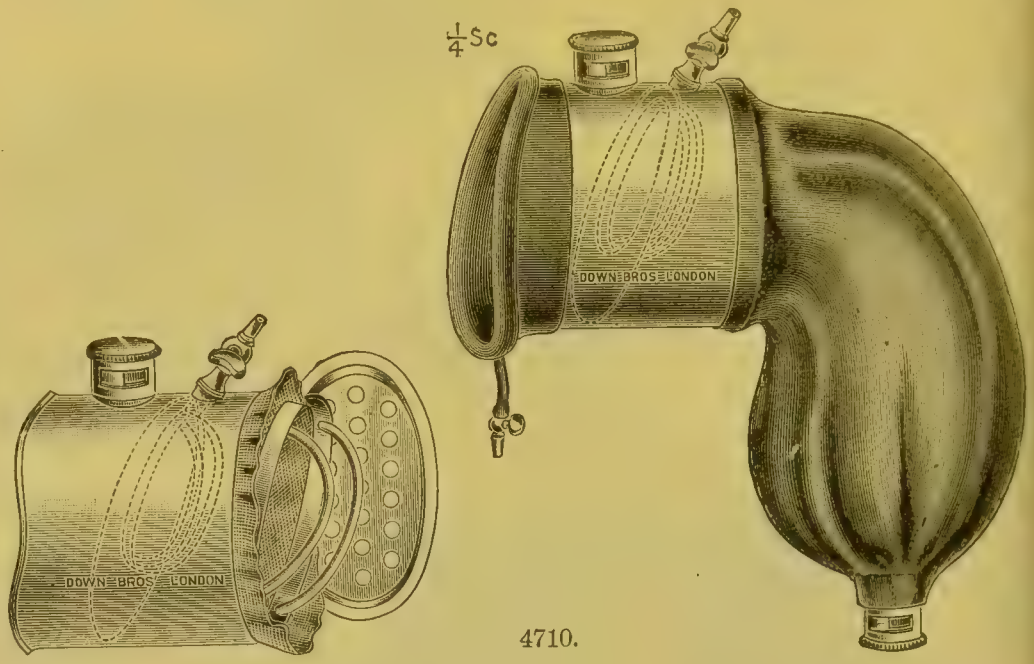

4710.

Anæsthetic Inhalers, *continued,*— £ s. d

4710 Wilson Smith's, for Chloroform, Chloride of Ethyl, Ether or Gas, complete in case . . . 2 13 6

Extract from the "Lancet," August 20, 1904.

Messrs. Down Bros. have constructed for me a modification of Dr. J. F. W. Silk's excellent metal inhaler for A.C.E. mixture which should prove a convenience to practitioners desiring to have the facility for administering any of the usual anæsthetics without carrying a separate inhaler for each. As so modified the inhaler may be used for chloroform, mixtures of chloroform and ether, ether, ethyl chloride, or nitrous oxide. The chief alterations and additions which I have made in Dr. Silk's model are as follows.

1. For use with chloroform. (*a*) A tap inserted at the nasal side of the inhaler permits the metal part to be used as the face-piece of a Junker's inhaler by attaching the tubing of the bellows to the tap, and I have had the holes of the lid enlarged so as to allow a total of more than a square inch of air-way through the lid. (*b*) If it be preferred instead to administer chloroform or mixtures of chloroform and ether by the drop method then the lid being opened a piece of lint can be introduced and pressed down to the "drip diaphragm" (instead of the sponge, as in Dr. Silk's instrument) by means of an expanding spring-clip.

2. For use with ether a detachable rubber cushion face-piece and detachable rubber bag are provided, and by withdrawing the lint and spring-clip and inserting instead a sponge and attaching the bag and rubber face-piece an inhaler resembling an Ormsby's inhaler is produced, with the same advantages of wide bore and ease of respiration. The whole apparatus can be easily sterilized by boiling, except of course the sponge.

3. With the apparatus thus arranged as a closed inhaler ethyl chloride may be administered alone or as a preliminary to ether by spraying it upon the sponge.

4. If it be desired to use the inhaler for nitrous oxide alone the sponge or lint is withdrawn and the rubber face-piece and bag are attached. The expiratory valve on the face-piece is opened and rubber tube conducting the gas is connected with the stopcock or the face-piece. If desired air may be admitted by opening the slot in the distal end of the bag. Respiration is particularly quiet and easy with this inhaler under nitrous oxide, and I have also found it to work satisfactorily with any of the anæsthetics mentioned.

Bath. T. Wilson Smith, M.D.Lond., M.R.C.P. Edin.

No.

Anæsthetic Apparatus, *continued,*—

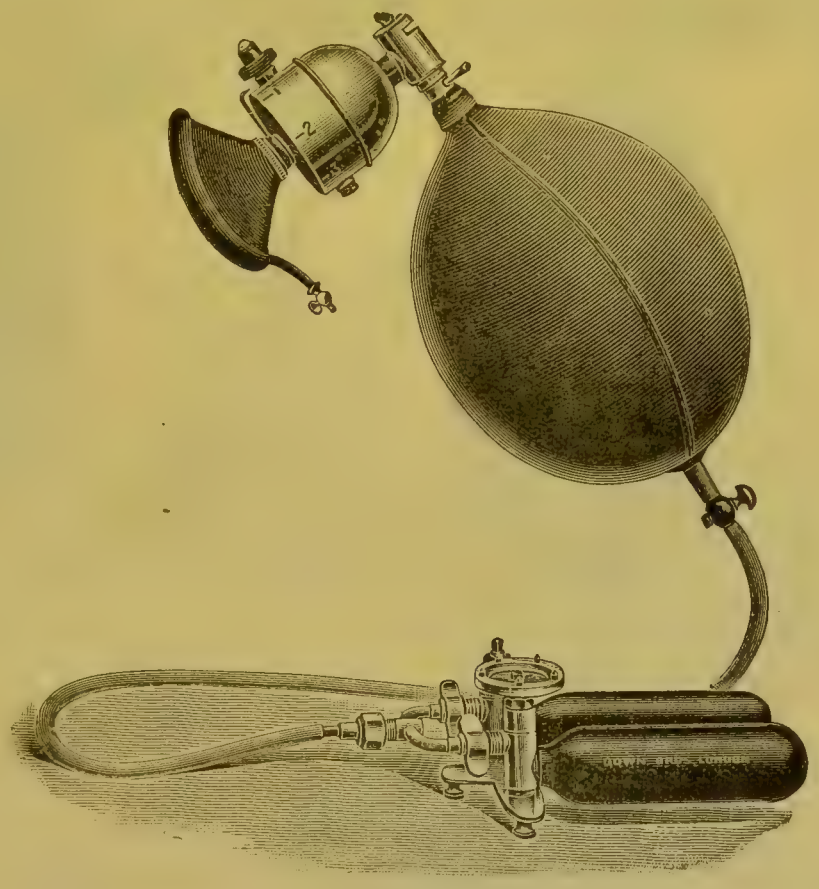

4711.

£ s. d.

Apparatus for Administration of Nitrous Oxide,—

4711 Hewitt's Apparatus, original model, for administration of Gas alone, or in combination with Ether 5 9 6
If fitted with two 25-gallon Bottles for Gas, on stand, complete 8 16 6
If fitted with two 50-gallon Bottles for Gas, on stand, complete 9 4 6

If with the addition of small India-rubber Bag with Elbow mount for Ether only, 8*s.* 6*d.* extra.

(Gas charged extra, *see page* 1090.)

No. | **Anæsthetic Apparatus,** *continued*,—



4711*a*.

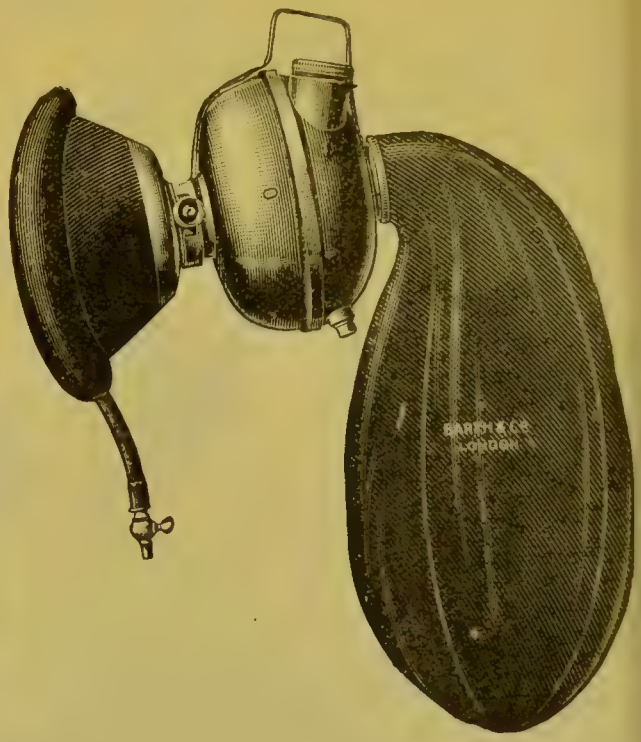

4711*b*.

		£	s.	d.
	Apparatus for Administration of Nitrous Oxide, *continued*,—			
4711*a*	Hewitt's Apparatus, latest model (Barth's make), for Gas and Ether, with large bore, exclusive of Cylinders . . .	5	17	6
	Ditto, ditto, complete with two 25-gallon Cylinders . .	9	5	0
	Ditto, ditto, with two 50-gallon Cylinders	9	12	6
	Barth's Reversible Ether Bag, 8*s*. extra.			
	(Gas charged extra, *see page* 1090.)			
4711*b*	Hewitt's large bore Inhaler, for Ether only (Barth's make) .	3	11	6

No

Anæsthetic Apparatus, *continued*,—

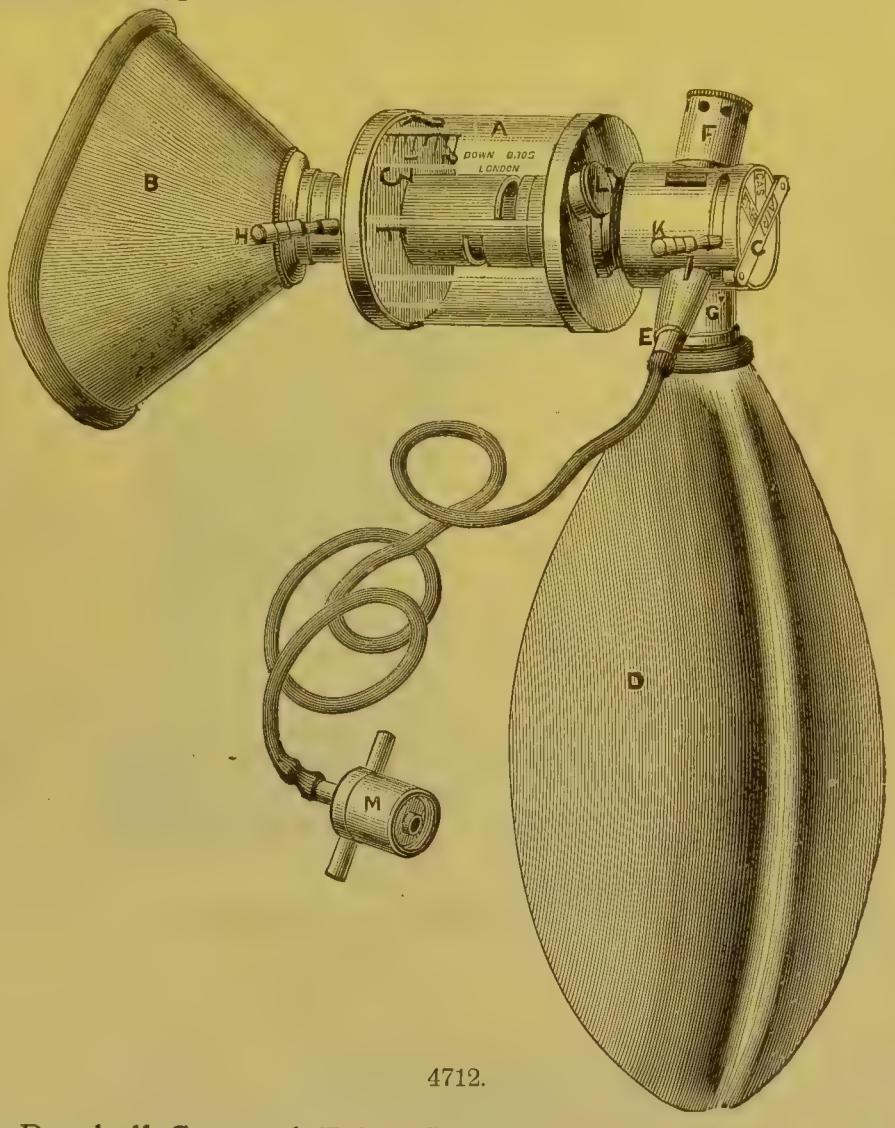

4712.

		£	s.	d.
	The Rumboll Gas and Ether Inhaler,—			
4712	With glass Chamber, Face-piece, Stopcock, india-rubber Bag and Tube, with union for Gas Bottle; in case, complete .	6	0	0
4713*	Ether Apparatus alone, as above, but without Stopcock, etc., for Gas, in case, complete	3	12	6

Extracted from the "Lancet," February 10th, 1894.

Ether being now generally recognised as a useful anæsthetic, the chief thing wanting to secure its universal adoption is an inhaler by which it can be administered quickly and safely without any discomfort to the patient. The inhaler which I now introduce to notice has the following advantages: (1) it is extremely simple and portable; (2) the body being of glass, the amount of ether used is always visible; and (3) by giving gas first the struggling stage of anæsthesia is done away with and the nauseous odour of ether is not perceived by the patient.

The inhaler is well made, and cannot get out of order. Messrs. Down Bros. are the wholesale agents. I may say that I have given the inhaler a thorough trial in over 400 cases and have found it to answer all my expectations.

Leeds. SYDNEY RUMBOLL, F.R.C.S. Edin.

* The items marked thus * are not illustrated.

No.

Anæsthetic Apparatus, *continued*,—

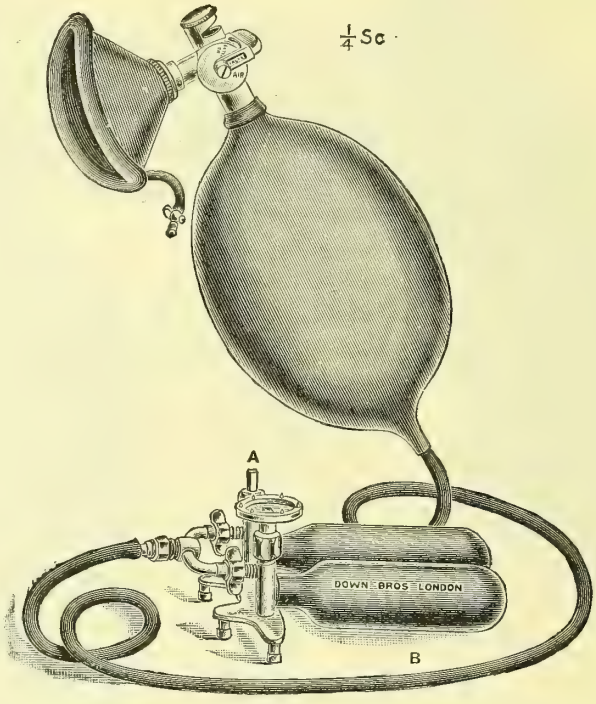

4714.

		£	s.	d.
4714	**Nitrous Oxide Gas Apparatus,** consisting of Face-piece, 3-way Stopcock, I.R. Bag with tubing and union to connect with gas bottle (exclusive of Stand, Cylinders and Gas) . .	2	15	0
4714*a*	**Stands for Twin Cylinders,**—			
	For two 25-gallon . . . . . each	1	1	0
	For two 50-gallon . . . . . „	1	2	0
4714*b*	**Horizontal Gas Cylinders** (exclusive of Gas),—			
	25-gallon . . . . . each	1	0	0
	50-gallon . . . . . „	1	4	0
4715*	**Holders for Gas Bottles,** to use on tiled floors,—			
	For two 25-gallon . . . . . each	0	6	0
	For two 50-gallon . . . . . „	0	7	0
	Nitrous Oxide Gas (exclusive of Gas Cylinders),—			
	25 gallons	0	2	3
	50 gallons	0	3	6
	100 gallons	0	6	6

* The items marked thus * are not illustrated.

No. **Anæsthetic Apparatus,** *continued*,—

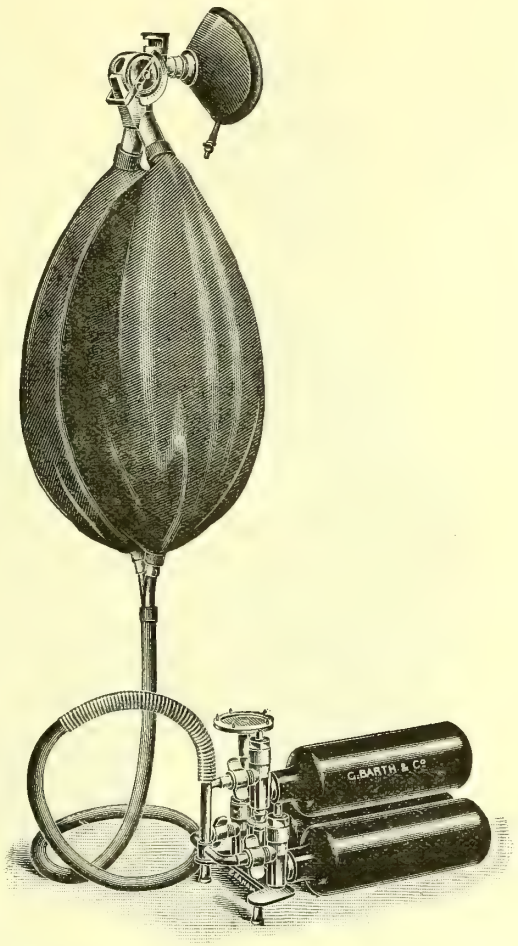

4716. 4716*a*.

No.		£	*s.*	*d.*
4716	**Hewitt's (latest) Nitrous Oxide and Oxygen Apparatus** (Barth's make). Consisting of Face-piece, mixing and regulating Stopcock, arrangement for additional supply of oxygen, Double Bag, and Tubes (exclusive of Cylinders, etc.)	4	15	6
4716*a*	Barth's Triple Cylinder Foot Apparatus, for use with above. Consisting of three 50-gallon Cylinders (Barth's) for Gas, Triple Stand, Base and Foot Key	5	14	0
	If fitted with 100-gallon size Cylinders (Barth's) . extra	0	15	6

(Two Unions to connect with Cylinders are also required at 3*s.* 6*d.* each.)

No. **Anæsthetic Apparatus,** *continued*,—



4717.

No.		£	s.	d
4717	**The Rumboll Nitrous Oxide and Oxygen Apparatus.** Consisting of Face-piece, mixing and regulating Stopcock, Double Bags, tubing and unions for Gas Cylinders . .	4	4	0

Full descriptive circulars on application.

No.

Anæsthetic Apparatus, *continued*,—

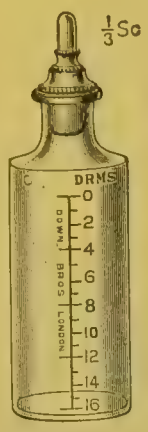

4718.



4719.



4721.

Drop Bottles,—

		£	s.	d.
4718	Bloxam's . . . . . .each, 2*s.* 9*d.*; in case	0	3	6
4719	Esmarc's . . . . each	0	6	6
4720*	Mills', with common metal top . . .each, 2*s.* 6*d.*; in case	0	3	3
4721	Rodman's, with Nitrite of Amyl Capsules, in boxwood case .	0	8	6
	Spare Nitrite of Amyl Capsules . . . per doz.	0	1	9

Suggested by Dr. RODMAN, of East Sheen.

ADVANTAGES:—(1) The Distributor made of metal, and therefore not liable to be broken; (2) the Distributor inseparable except for purposes of refilling, and therefore impossible to be mislaid at time of using, or to become detached during carriage in ordinary bag; (3) the case containing Nitrite of Amyl Capsules in a separate compartment, ready for use in case of emergency.



4722.



4723.



4724.



4725.

4722	Symonds', leather covered . . . . . . each	0	6	6
4723	Thomas's, 2-oz. . . . . each, 6*s.*; in case	0	6	9
	Ditto, 4-oz. and 6-oz. each, 6*s.* 6*d.* and 7*s.*; in cases 7*s.* 6*d.* and	0	8	0
4724	With hollow glass Stopper . . . each, 3*s.*; in case	0	4	0
4725	With grooved Stoppers, graduated, round or oval, each, 2-oz., 2*s.*; 4-oz., 2*s.* 6*d.*; in cases, 2*s.* 9*d.* and	0	3	6

* The items marked thus * are not illustrated.

No.

Anæsthetic Apparatus, *continued*,—

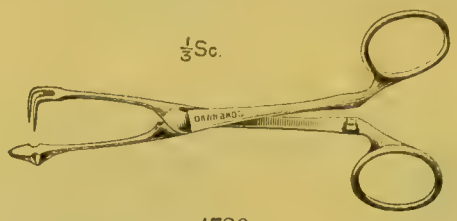

4726.

Tongue Forceps, nickel plated,—

		£	s.	d.
4726	Berger's, with pin blade . . . . . each	0	9	6

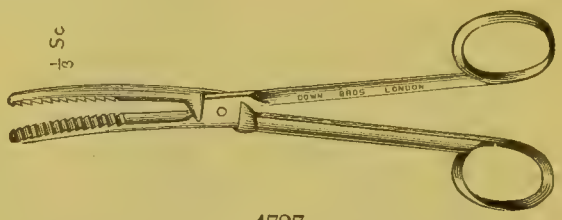

4727.

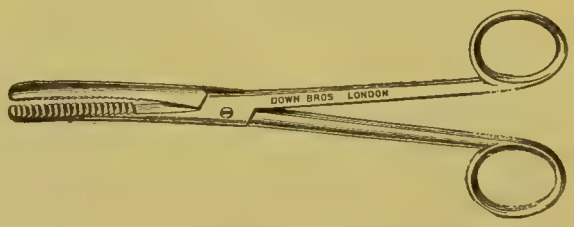

4728.

4727	Braine's, with take-off joint . . . . . each	0	9	6
4728	Ditto, with screw joint . . . . . „	0	7	6



4729.



4730.

4729	Guy's pattern, 2 sizes, children's and adults', with screw joint, each	0	8	6
4730	Ditto, with joints to take apart, 2 sizes, children's and adults' . . . . . each	0	10	6

No. **Anæsthetic Apparatus,** *continued,*—

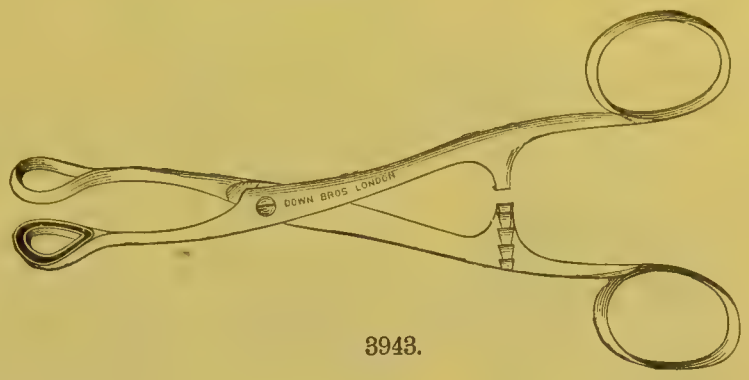

3943.

		£	s.	d.
	Tongue Forceps, nickel plated, *continued,*—			
3943	With ring blades . . . . . each	0	9	6
3944*	Ditto, with take-off joint . . . . . ,,	0	11	0

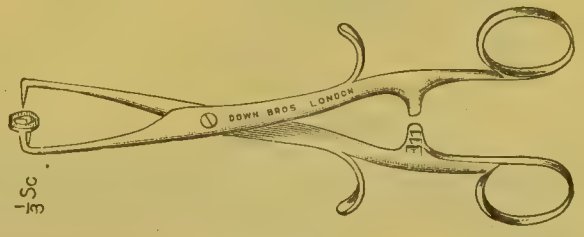

4731.

4731	Thompson's . . . . . each	0	15	6

Mr. W. Atkin Thompson, M.R.C.S., L.R.C.P. (Spilsby), writes to describe an instrument that he has devised—Tongue Forceps, with finger rests, which are intended for pulling out the tongue in any unconscious condition of the patient, or in operations on the tongue.

In the first place they were devised to avoid the discomfort caused (for example, after pulling out the tongue during the administration of an anæsthetic) by the ordinary tongue forceps, owing to the pressure caused by the latter; for whereas the old style of forceps crushes ¾ to 1 sq. inch of lingual tissue, with subsequent bruising, extravasation of blood, and oedema of the crushed area, which by exerting pressure upon the branches of the lingual nerve, causes great discomfort to the patient, this being often the first thing complained of on regaining consciousness after the ordinary forceps have been used; the forceps depicted do not crush the tongue, and hence are less painful, merely making one minute puncture, which is practically painless, and of which the patient never complains. In one unusually severe case of alcoholic coma, the tongue was held forwards by means of these forceps for over six hours, and on regaining consciousness the patient did not complain of his tongue feeling at all sore, and on examining the organ eight hours after the forceps had been taken off the puncture was only just visible, being almost completely healed up. The finger rests are intended for use during the administration of an an æsthetic. By their means the anæsthetist is enabled to pull the tongue forward with the first and second fingers of the right hand only, the thumb and remaining fingers being free to hold the mask on and to pull the lower jaw forwards, while the left hand is free to feel the pulse or to add more of the anæsthetic.

British Medical Journal, May 23, 1903.

* The items marked thus * are not illustrated.

No. **Anæsthetic Apparatus,** *continued*,—



4732.

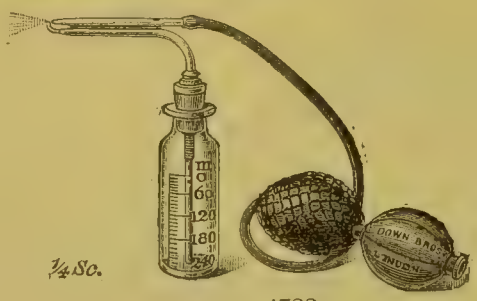

4733.



4734.

		£	s.	d.
	Spray Producers,—			
4732	Cocaine, metal, with Bellows . . . . . each	0	4	6
4733	Ditto, with graduated Bottle and large Bellows, plated tube, each	0	7	6
4734	Ditto, Miller's . . . . . „	0	5	6



4735.

4735	Ether, Richardson's, with one Jet and Bellows . . each	0	8	6
	Extra Jets for ditto . . . . B, 2*s.*; C, 1*s.* 3*d*; D	0	1	3
4736*	Ether Anæsthetic, Robbins', for use with Spray, per bottle, 4 oz., 2*s.*; 10 oz., 4*s.* 6*d.*; 20 oz.	0	7	6

* The items marked thus * are not illustrated.

No.

Anæsthetic Apparatus, *continued*,—



4737.



4738.

Anestile,— £ s. d.

4737 Bengué's, for local anæsthesia, in 120 c.c. metal cylinder, with straight neck . . . . . each, 9*s.*; refilling 0 6 3

4738 Ditto, ditto, with curved neck . . . each, 9*s.*; refilling 0 6 3



4739.

4739 Bengué's, for local anæsthesia, in 120 c.c. improved metal cylinder, with Stopcock, and fitted with coarse and fine Jets, each, 11*s.* 2*d.*; refilling 0 6 3

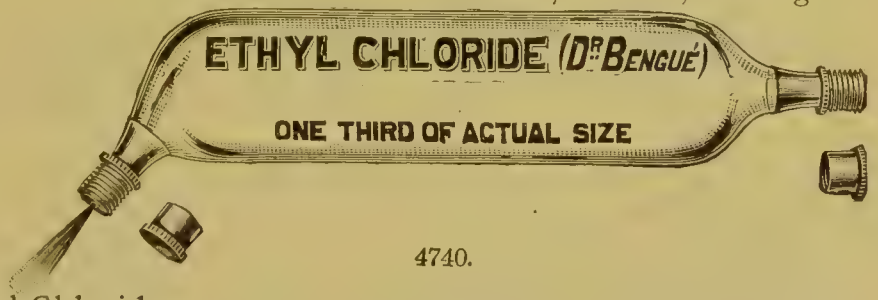

4740.

Ethyl Chloride,—

4740 Bengué's, for local anæsthesia, in 30 c.c. glass cylinder . each 0 2 6

Ditto, ditto, in boxes containing 3 cylinders . . per box 0 6 9

N.B.—The above cannot be refilled.



4741.

4741 Bengué's, for local anæsthesia, in 30 c.c. glass cylinder, with valve stopper . . . . . each, 3*s.*; refilling 0 1 6

*4741*a* Bengué's, Narcotile, for general anæsthesia, in 50 c.c. glass cylinder, with valve stopper . . each, 3*s.* 9*d.*; refilling 0 3 0

* The items marked thus * are not illustrated.

No. **Anæsthetic Apparatus,** *continued,*—

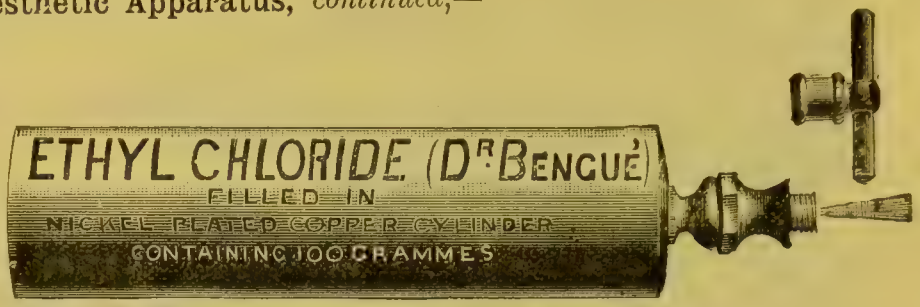

4742.

Ethyl Chloride, *continued,*— £ *s.* *d.*

4742 Bengué's, for local anæsthesia, in 50 c.c. metal cylinder, each, 3*s.* 6*d.*; refilling 0 2 9

4743* Ditto, in 100 c.c. ditto . . . each, 6*s.* 3*d.*; refilling 0 5 6



4744.

4744 Duncan, Flockhart & Co.'s, fitted with fine jet stopcocks for local anæsthesia, 60 c.c. tubes, each 0 4 0

4745* Ditto, ditto, with coarse jet stopcocks for general anæsthesia, 60 c.c. tubes, each 0 4 0

Refilling ditto (either kind) . . . . . „ 0 3 0



4746.

4746 Duncan, Flockhart & Co.'s, 60 c.c. tube, with plug only, without stopcock, each 0 3 1

Refilling ditto . . . . . „ 0 3 0

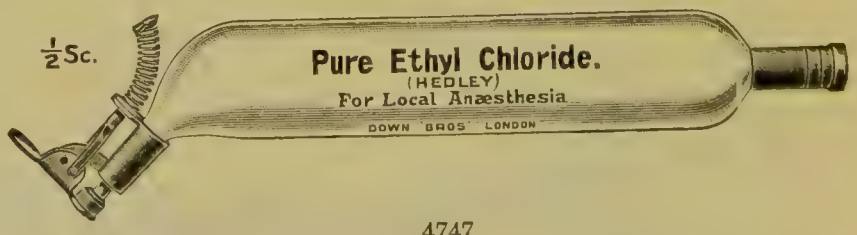

4747.

4747 Hedley's, for local anæsthesia, 50 c.cm. tubes, with curved nozzle and end for filling . . . . . each 0 3 0

Refilling same . . . . . „ 0 2 3

* The items marked thus * are not illustrated.

No.

Anæsthetic Apparatus, *continued*,—

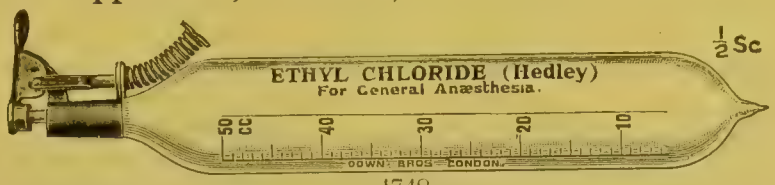

4748.

Ethyl Chloride, *continued*,—

		£	s.	d.
4748	Hedley's, for local anæsthesia, 50 c.cm. tubes, with straight or curved nozzles and sealed ends (cannot be refilled) each	0	2	9

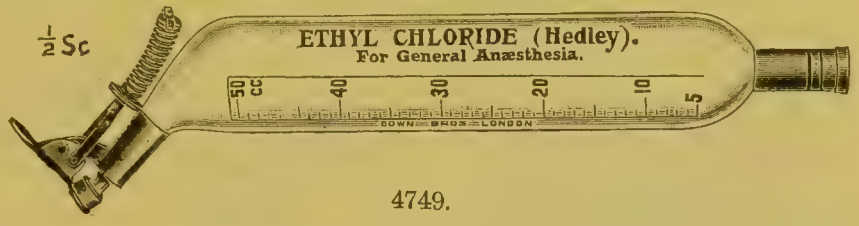

4749.

4749	Hedley's, for general anæsthesia, 50 c.cm. tubes, with curved nozzle and end for filling . . . . . each	0	3	9
	Refilling same . . . . . ,,	0	3	0
4750*	Hedley's, for general anæsthesia, 50 c.cm. tubes, with curved nozzle and sealed end (cannot be refilled) . . . each	0	3	6



4751.

4751	Hedley's, 3 c.cm sealed bulbs for general anæsthesia . per doz.	0	5	0
	Ditto, 5 c.cm. ,, ,, ,, ,,	0	5	6

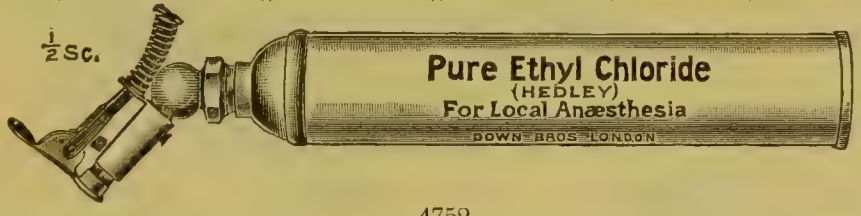

4752.

4752	Hedley's, for local anæsthesia, in 55 c.cm. metal cylinders, each	0	4	0
	Refilling same . . . . . ,,	0	2	6

Apparatus for Infiltration Analgesia.

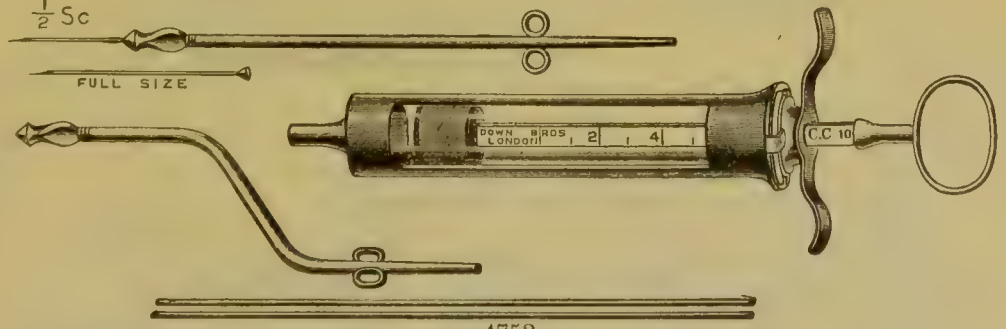

4753.

Apparatus for Infiltration Analgesia,—

4753	Barker's Syringe, in metal case	1	7	6

* The items marked thus * are not illustrated.

No.

Anæsthetic Apparatus, *continued*,—

£ s. d.

Apparatus for Infiltration Analgesia, *continued*,—

DIRECTIONS FOR USE.—Two sizes of the Small Needles are supplied with the Syringe. They will be found to answer all the purposes of limited injection, the finer one being used for the skin and the larger for moderate depths of tissue: the one selected should be fitted on to the end of one or other of the hollow rods, and the cap screwed down. Where greater distances have to be reached the long needles are necessary. These are supplied in two sizes. They can be fixed at any length on the end of the straight hollow tube, a small piece of india-rubber tubing being placed inside the cap. When the cap is screwed down on the rubber, the needle is fixed water-tight. When it is unscrewed a turn or two the needle can be drawn out of the hollow rod and fixed at any point; this enables the needle to be fixed at a short length in the first instance, and then subsequently lengthened.

The syringe and needles should be sterilized by boiling, but not in soda solution. The needles should afterwards be immersed in spirit, and the stilettes replaced in them. The rubber should be removed from the metal to avoid corrosion.

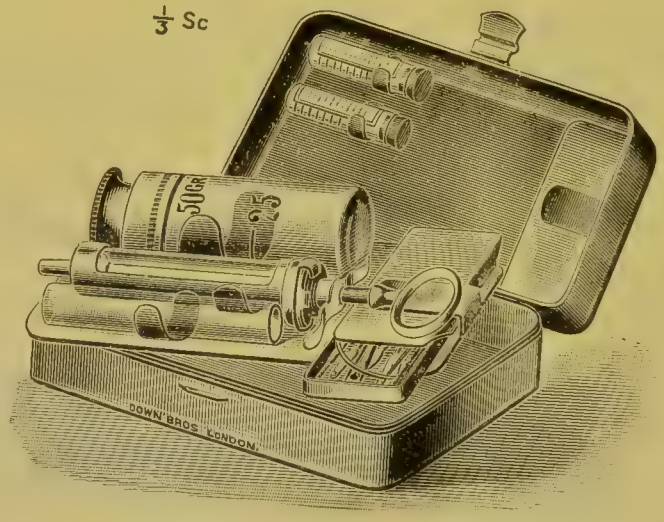

4754.

4754 Schleich's, with 5 c.c. Syringe, complete in metal case . . 1 6 6

Ditto, with 10 c.c. ditto, in metal case 1 8 6



4755.

4755 Sheen's, fitted with 2 sharp, and 2 each straight and angular blunt needles . . . . . in metal case 1 5 6

Modus Operandi: Anæsthetise under the skin with sharp needle, then make small incision with Tenotomy knife, and through it pass a blunt needle into the deeper soft parts.

No.

Mouth Gags.

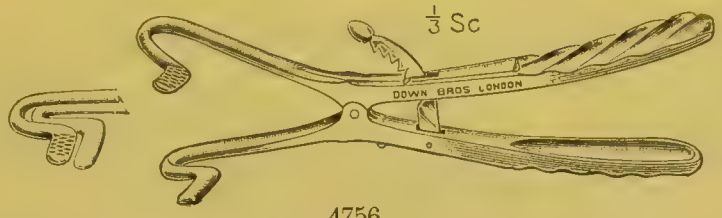

4756.

		£	s.	d.
	Mouth Gags, nickel plated,—			
4756	Ackland's . . . . . each	0	18	0

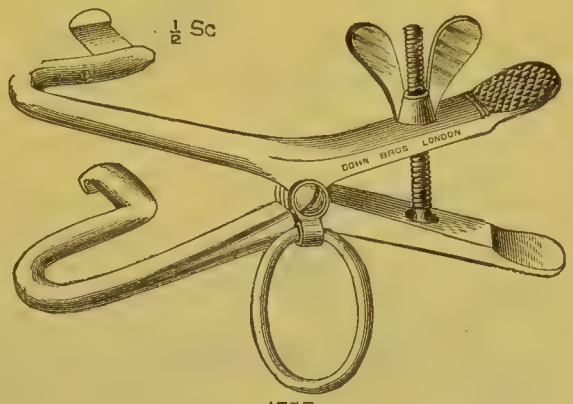

4757.

4757	Annandale's . . . . . each	0	16	6

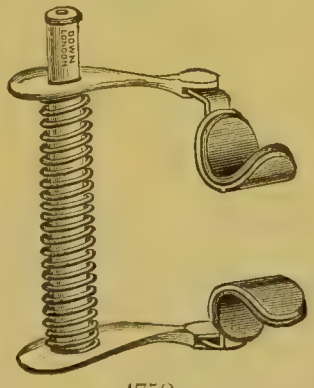

4758.



4759.

4758	Bark's . . . . . each	0	15	6
4759	Buck's . . . . . „	0	7	6



4760.

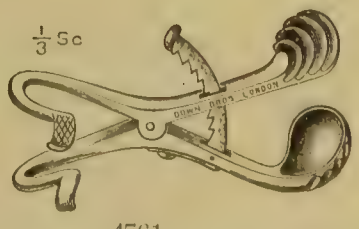

4761.

4760	Buxton's, with Ratchet, solid forged . . . . each	0	18	6
4761	Ditto, small size for children . . . . . „	0	17	0

No. **Mouth Gags,** *continued*,—

£ *s.* *d.*

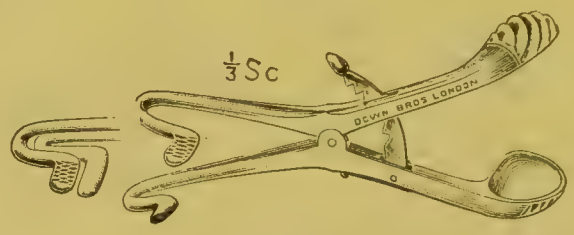

4762.

Mouth Gags, nickel plated, *continued*,—

4762 Buxton's, with Ackland's tooth plates, solid forged . . each 0 18 6

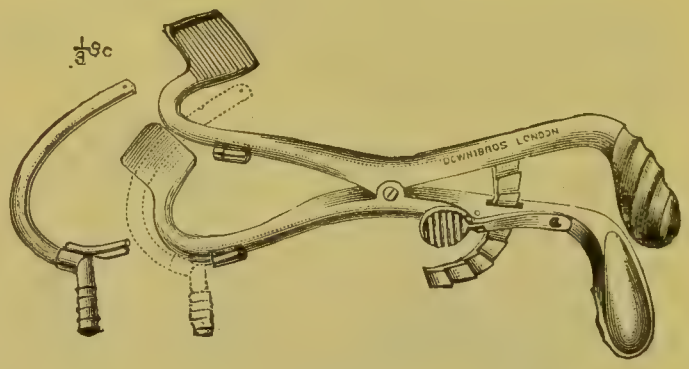

4763.

4763 Cock's recent modification, with silver anæsthetic tube complete . . . . . each 2 2 0
The Gag only, without anæsthetic tube . . . . ,, 1 16 6

From the "Lancet," March 27, 1897.

I have recently designed a form of mouth opener and gag, which, proving satisfactory in practice, I venture to recommend to the consideration of the medical profession. By the illustration it will be seen that it has a rack catch action, which fixes automatically when opening the gag, while upon touching the trigger the stop rack action is thrown out of gear and the gag closed with the greatest facility, irrespective of the amount of pressure which is being exercised upon the tooth plates. The gag is made with broad tooth plates for edentulous jaws, or those in whom the teeth or gums are tender, thus doing away with bruising, and at the same time giving a wide basis of support. The instrument being entirely of metal is easily sterilized. I have to thank Messrs. DOWN BROS. for much trouble and careful carrying out of my ideas.

Porchester Houses, W. F. WILLIAM COCK, M.D. Durh.

No.

Mouth Gags, *continued,*—

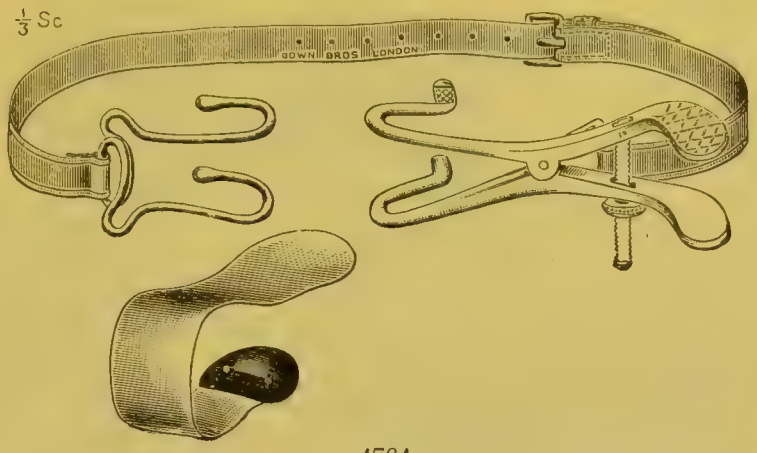

4764.

£ *s.* *d.*

Mouth Gags, nickel plated, *continued,*—

4764 Cotterill's, with Cheek Retractor and set of 4 Tongue Plates, in pull-off metal case 2 2 0
Ditto, Gag only, with Cheek Retractor (without Tongue Plates) 0 18 6

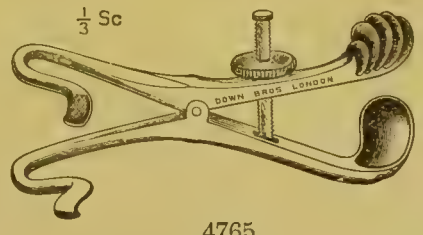

4765.

4765 Croft's, solid forged . . . . . each 0 18 0
4766* Ditto, Miniature pattern, for young children . . „ 0 16 6

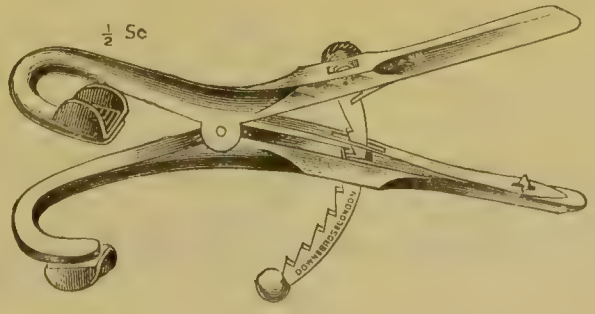

4767.

4767 Denhard's (as used with O'Dwyer's intubation tubes) . each 0 18 6

* The items marked thus * are not illustrated.

No. **Mouth Gags,** *continued,*—

£ s. d.

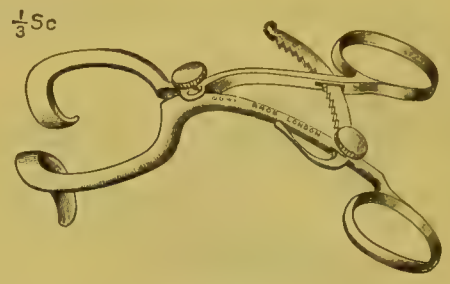

4768.

Mouth Gags, nickel plated, *continued,*—

4768 Doyen's, improved model . . . . . each 1 1 0



4769.

4769 Fergusson's, forged out of solid steel, 2 sizes, children's and adults' . . . . . each 0 18 6

4770* Ditto, ditto, but with ratchet instead of ring slide . „ 0 19 6

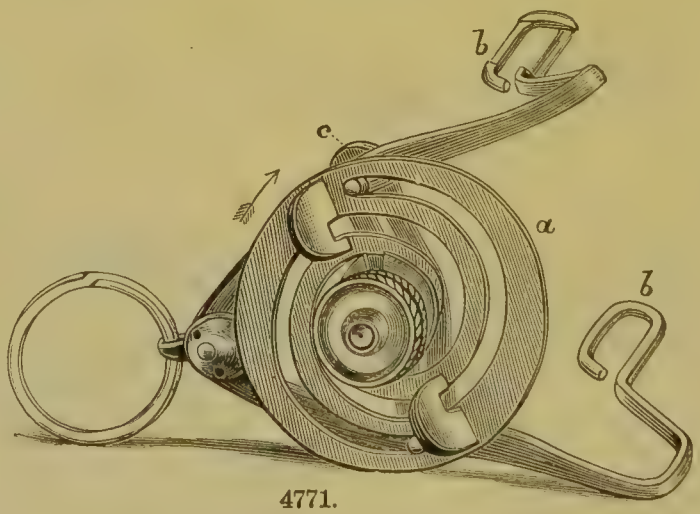

4771.

4771 Gowan's . . . . . each 1 14 6

* The items marked thus * are not illustrated.

No. **Mouth Gags,** *continued,—*

£ *s. d.*

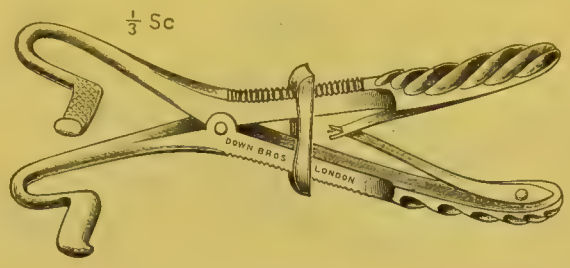

4772.

Mouth Gags, nickel plated, *continued,—*

4772 Hewitt's (modified Fergusson's) . . . . . each 0 19 0



4773.

4773 Hewitt's, screw pattern . . . . . each 1 15 0

Extracted from Dr. Hewitt's work, "Anæsthetics and their Administration."

In those cases in which the surgeon wishes the patient's head to be turned completely upon its side in order that he may operate upon the cheek or jaw, some difficulty arises in keeping a gag in position.

It is obvious in the first place that some form of gag is necessary, and in the second place that the gag should be upon that side of the mouth which is lying against the pillow.

A Mason's gag almost invariably becomes dislodged by reason of its arms resting upon the pillow. I have found this gag to be useful on such occasions.

It should be inserted between the canine or first bicuspid teeth on that side which is to lie upon the pillow. By rotating the wheel at the end the mouth can be opened to any desired extent, and a mouth or nose tube used to keep up anæsthesia. In the removal of the upper jaw, and more especially in operations upon the antrum, this arrangement answers well.

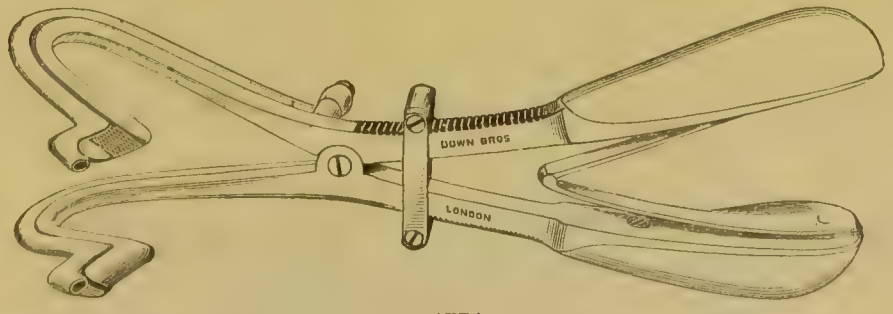

4774.

4774 Hewitt's, with Anæsthetic tube for use in operations about the mouth (the india-rubber tube coming from the apparatus is slipped over the metal tube attached to the Gag), with metal handles . . . . . each 1 17 6

No.

Mouth Gags, *continued*,—

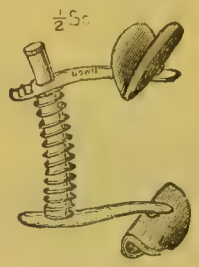

4775.



4776.

£ s. d.

Mouth Gags, nickel plated, *continued*,—

4775 Holloway's . . . . . each 0 10 6
4776 Hutchinson's spring . . . . . „ 0 5 6

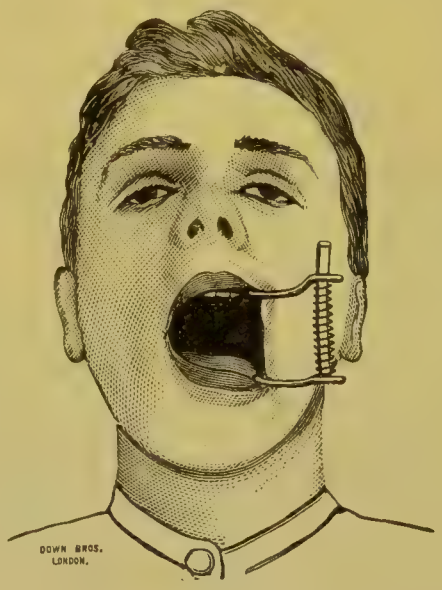

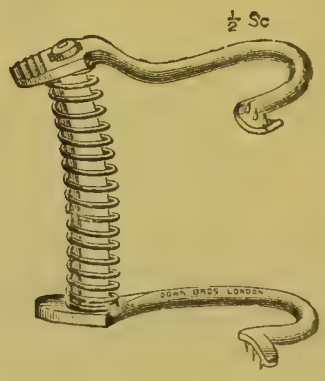

4777.

4777 Lane's, with recent improvement; the arm is made to slide on rollers to avoid the possibility of jamming, 2 sizes, children's and adults'. . . . . each 0 18 6

This gag is made on the principle of Mr. Wyatt Wingrave's instrument, and will be found useful in all protracted operations within the mouth. When in position behind the last molar tooth, it is self-retaining and self-expanding, occupies but little room, and is easily removable. In operating on cleft palates, Mr. Lane states that it has given entire satisfaction and that he uses it in preference to any other gag.—*The Scalpel*, January, 1896.

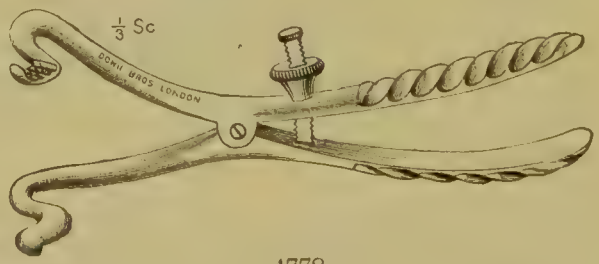

4778.

4778 Mason's, forged out of solid . . . . . each 0 18 (

No. **Mouth Gags,** *continued*,—

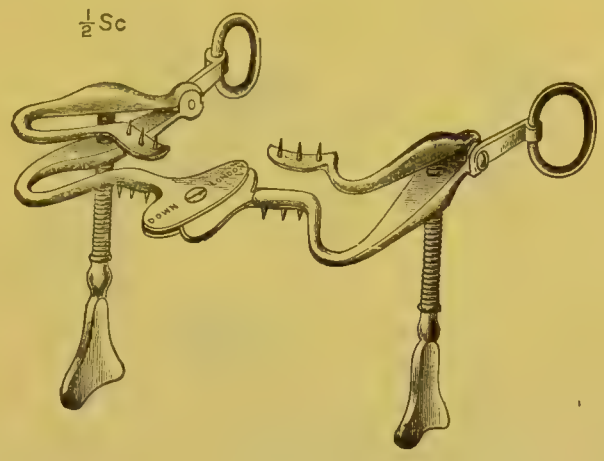

4779.

£ s. d.

Mouth Gags, nickel plated, *continued*,—

4779 Owen's (modified Smith's), with pins on tooth plates . each 2 0 0

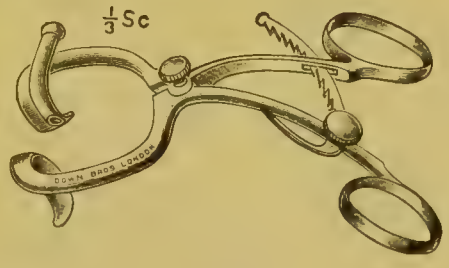

4780.

4780 Probyn Williams' (modified Doyen's), with anæsthetic tube each 1 3 6

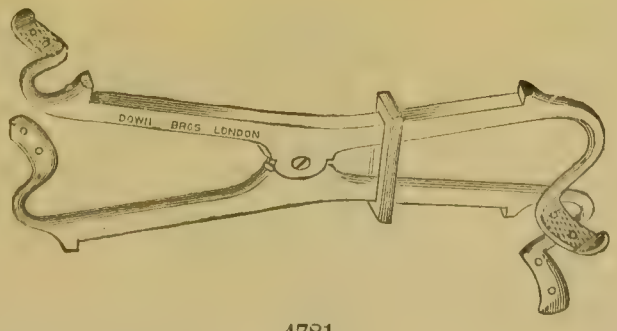

4781.

4781 Rose's, double ended, for children and adults . . each 0 15 0

No. **Mouth Gags,** *continued,*—

£ s. d.

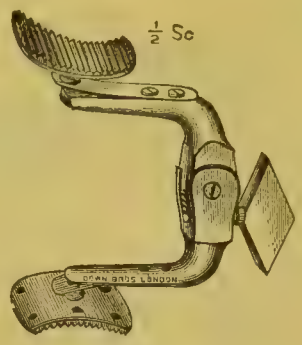

4782.

Mouth Gags, nickel plated, *continued,*—

4782 Screw pattern . . . . . each 0 12 6

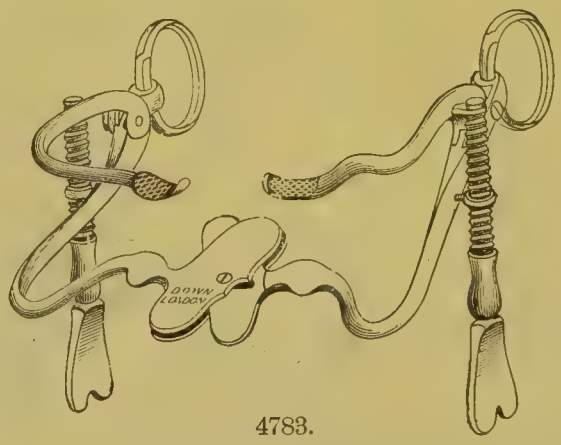

4783.

4783 Smith's, in 3 sizes . . . . . each 1 15 0
4784* Ditto, modified, without Tongue Plate, for operations on the floor of the mouth . . . . . each 1 17 6
4785* Leather Straps for use with same . . . . . „ 0 2 0

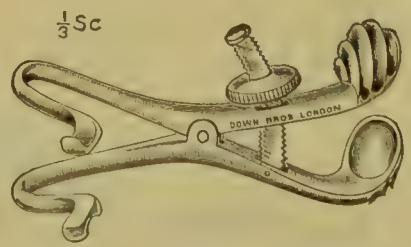

4786.

4786 Swain's (modified Croft's) . . . . . each 0 18 6

* The items marked thus * are not illustrated.

No.

Mouth Gags, *continued*,—

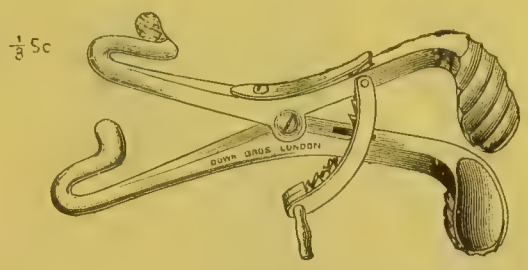

4787.

£ *s.* *d.*

Mouth Gags, nickel plated, *continued*,—

4787 Thornton's (suggested by Mr. Bertram Thornton, L.R.C.P., of Margate) . . . . . each 1 5 6

The advantage of this gag consists in the ease with which the rack is released.

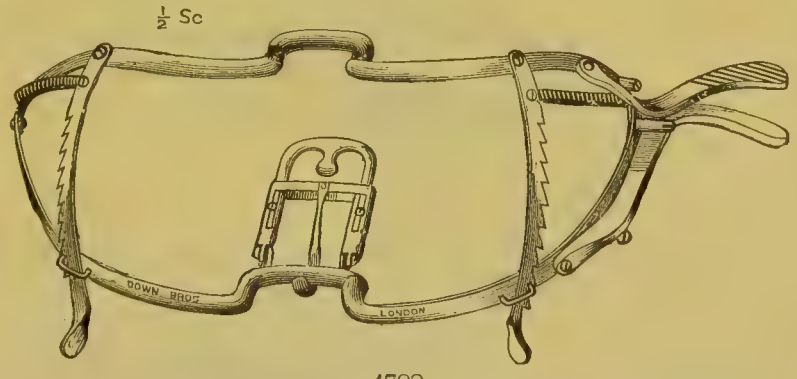

4788.

4788 Whitehead's, 2 sizes, children's and adults' . . . each 2 2 0

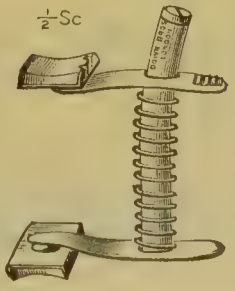

4788*a*.

4788*a* Wingrave's, padded with rubber . . . . . each 0 8 6

No.

Mouth Gags, *continued*,—



4789. 4790.

		£	s.	d.
	Mouth Props,—			
4789	McCardie's, 3 sizes, each, A, 2*s.* 6*d.*; B, 3*s.*; C, 3*s.* 6*d.* per set	0	9	0
4790	Metal, with spring, 3 sizes . . . . . each	0	2	6

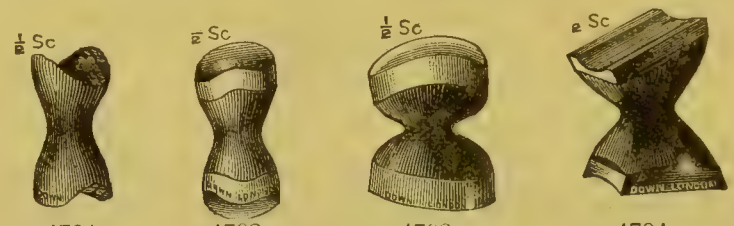

4791. 4792. 4793. 4794.

4791	Vulcanite, in 3 sizes . . . . . each	0	1	0
4792	Ditto, covered rubber, in 3 sizes . . . . . ,,	0	1	6
4793	Ditto, ditto, wide pattern, in 3 sizes . . . . . ,,	0	3	6
4794	Ditto, ditto, ditto, in 3 sizes . . . . . ,,	0	3	6

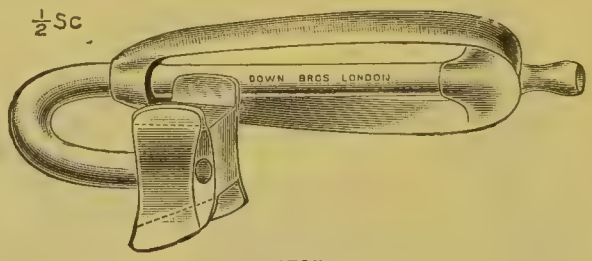

4795.

4795	With tube, for gas administration . . . . . each	0	9	6



4796.

Wedges, etc., for forcing open the mouth,—

4796	Boxwood Screwed Cone . . . . . each	0	1	0



4797.



4798.

4797	Boxwood, Hewitt's Wedge . . . . . each	0	1	0
4798	Ditto, ditto, with large handle . . . . . ,,	0	1	6

No. **Mouth Gags,** *continued,*— £ *s. d.*

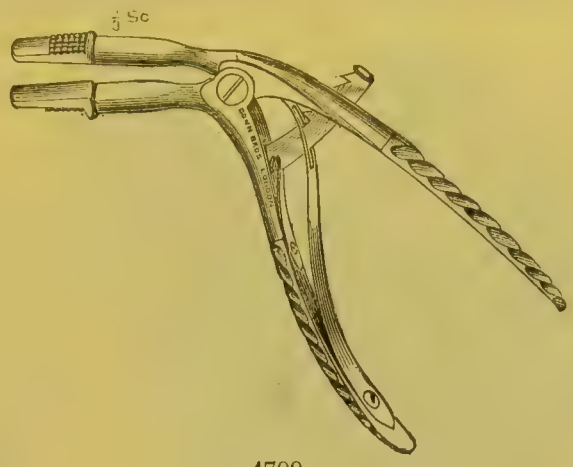

4799.

Wedges, etc., for forcing open the mouth, nickel plated, *continued,*—

4799 Grossich's Forceps . . . . . each 0 18 6



4800.

4800 Hewitt's Mouth Wedge, to fit on end of finger . . each 0 5 0

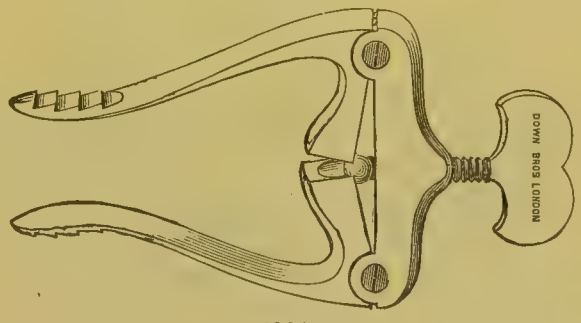

4801.

4801 Screw Wedge . . . . . each 0 11 6

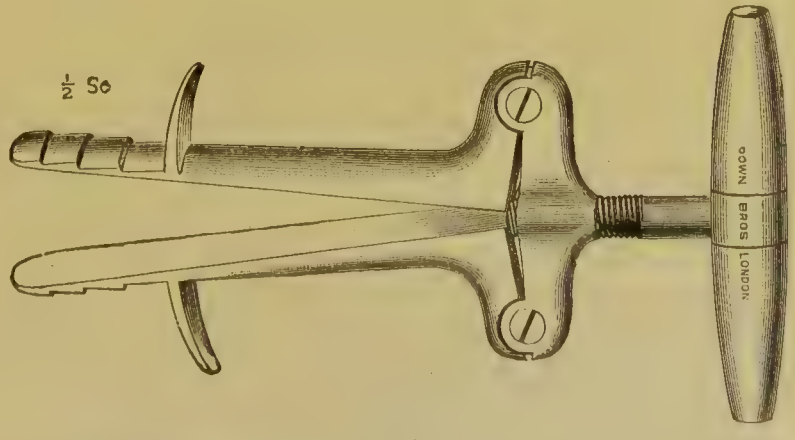

4802.

4802 Screw Wedge, extra powerful . . . . . each 1 2 6

No.

Instruments for General Diagnosis.

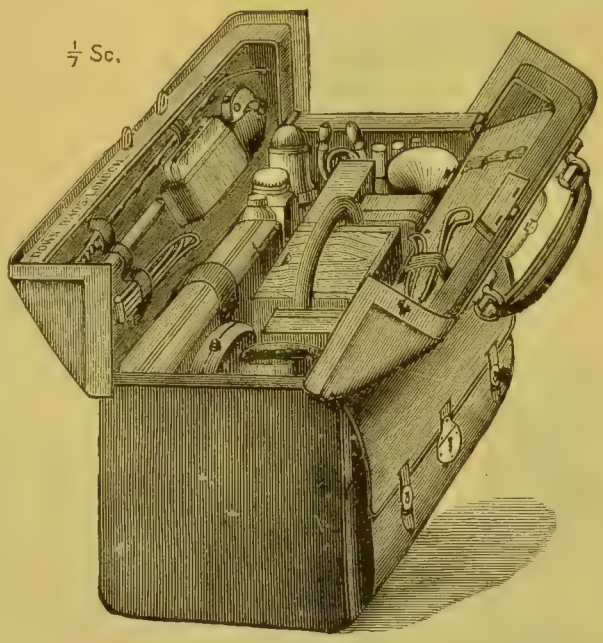

4803.



178.

No.		£	s.	d.
4803	**Diagnostic and Emergency Bag** (suggested by Mr. Arbuthnot Lane, M.S., F.R.C.S., Assistant-Surgeon Guy's Hospital), complete	16	16	0
	The Bag empty, size 15 × 10 × 7 . . . . . each	2	10	0

The above illustration shows a bag which has been designed at the suggestion of Mr. Arbuthnot Lane to meet all the requirements of general diagnosis and of ordinary surgical emergencies.

The contents of the Bag include:—Specula for the nose, ear, vagina and rectum; eyelid retractor, laryngoscope, tongue depressor, rhinoscope, ophthalmoscope, and ophthalmic discs, as well as a small accumulator fitted with an electric searchlight for forehead use; clinical thermometer, binaural stethoscope, tape measure, complete urine test case, exploring syringe, uterine sound, laryngeal, nasal, and aural probes and tuning fork; pellets for making antiseptic solutions, an antiseptic lubricant, chloroform drop bottle, nitrite amyl capsules, cocaine pellets for local anæsthesia, a few diagnostic charts, a hypodermic syringe in metal case with tabloids for making the solutions, and a space for the ordinary surgical pocket-case; most of the instruments being placed in separate cases so that they can be removed and carried separately when desired. When full there is still sufficient room in the bag to accommodate a few dressings.—Extracted from the *Guy's Gazette.*

178	**Down Bros.' New Wide-mouth Physicians' Bags,** fitted with removable sterilizable linings, in Black Morocco and Brown Cowhide (at same prices),—			
	No. 1 size 12-inch with loops for 4 Bottles, Pocket Case and Hypodermic Syringe . . . . . each	1	7	0
	No. 2 size, 14-inch with loops for 5 Bottles, ditto, ditto „	1	10	0
	No. 3 size, 16-inch ditto, ditto, ditto . . . . „	1	14	0
	No. 4 size, 18-inch, ditto, ditto, ditto . . . . „	1	18	0

No. **Instruments for General Diagnosis,** *continued,*— £ *s.* *d.*

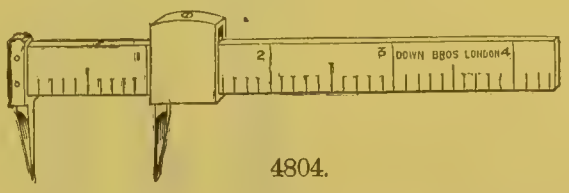

4804.

Æsthesiometer,—

4804 Sieveking's . . . . . each, 10*s.* 6*d.*; in case 0 12 6

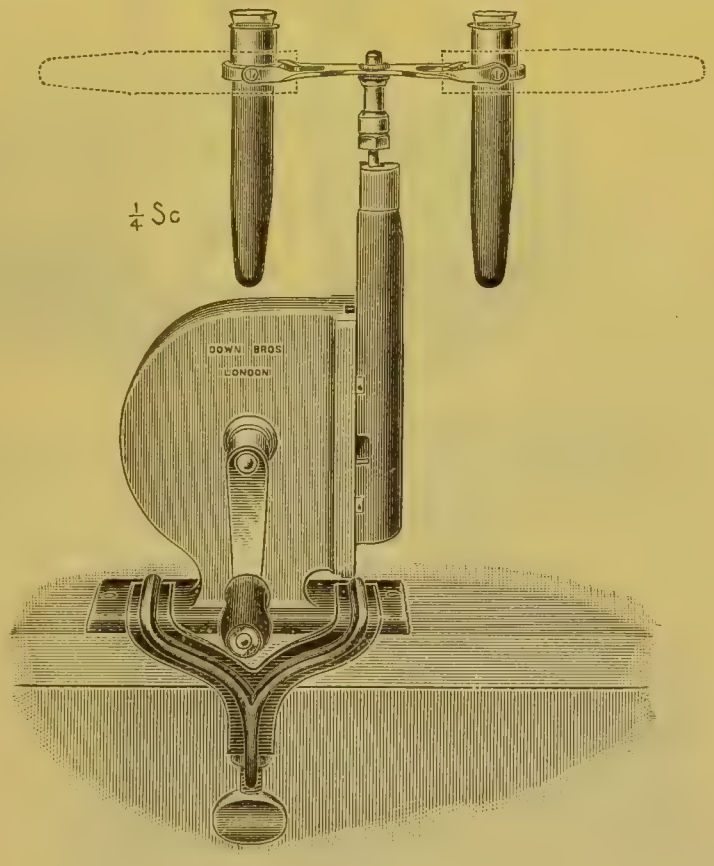

4805.

Centrifuges, for Examination of Urine, Blood, Sputum, and Milk, etc.—

4805 Single Speed, 2 to 3,000 Revolutions, for 2 Tubes, fitted with 1 each Plain and Graduated 15 C/m Tubes, with Alum. Receptacles and Pipette, suitable for Milk and Urine Analyses 1 8 0

4806* Double Speed for 2 to 3,000, or up to 10,000, for 2 Tubes, fitted with 1 each Plain and Graduated 15 C/m Tubes, with Alum. Receptacles, suitable for Milk and Urine, and Haematocrit attachment with 2 Plain and 2 Graduated Tubes, for Blood and Sputum Analyses, Pipette and Suction Tube 2 2 0

4807 Double Speed, as described above, but fitted for 4 Tubes, with 2 each Plain and Graduated Tubes, 15 C/m Tubes, with Alum. Receptacles, and Haematocrit attachment, with 2 Plain and 2 Graduated Tubes for Blood and Sputum Analyses, Pipette and Suction Tube . . . 2 7 6

* The items marked thus * are not illustrated.

No.

Instruments for General Diagnosis, *continued*,—



4808.

4808 **Centrifuges**, *continued*,— £ s. d.

Single speed, best make, phosphor bronze spiral gearings, 2 to 3000 revolutions, fitted with one each plain and graduated Tubes, with Aluminium Receptacles. 2 10 0

Leather covered case for the above, extra 10*s*.

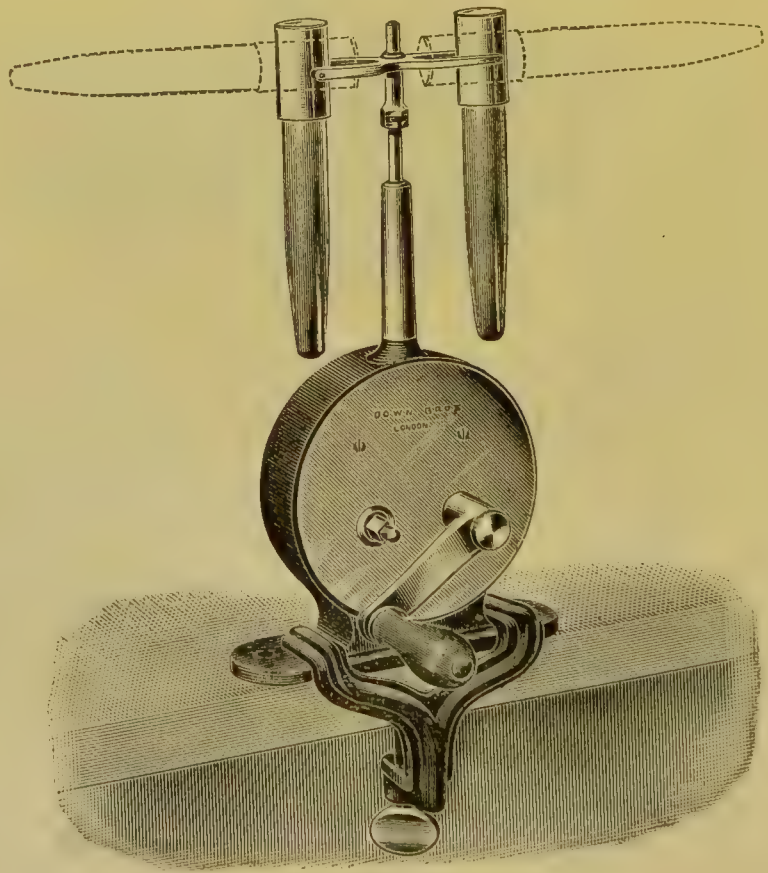

4809.

No. **Instruments for General Diagnosis,** *continued,*—

£ *s.* *d.*

Centrifuges, *continued,*—

4809 Double speed, best make, phosphor bronze spiral gearings, fitted with 2 plain and 2 graduated Urine Tubes, 2 graduated Milk Tubes, 2 Aluminium Receptacles, Hæmatocrit Frame, 2 plain Sputum Tubes, 2 graduated Blood Tubes, 2 Pipettes, and 1 Suction Tube, complete 3 15 6

Fitted with attachment to take 4 Tubes instead of 2, extra, £1.
Leather-covered case for the above, extra, 14*s.*

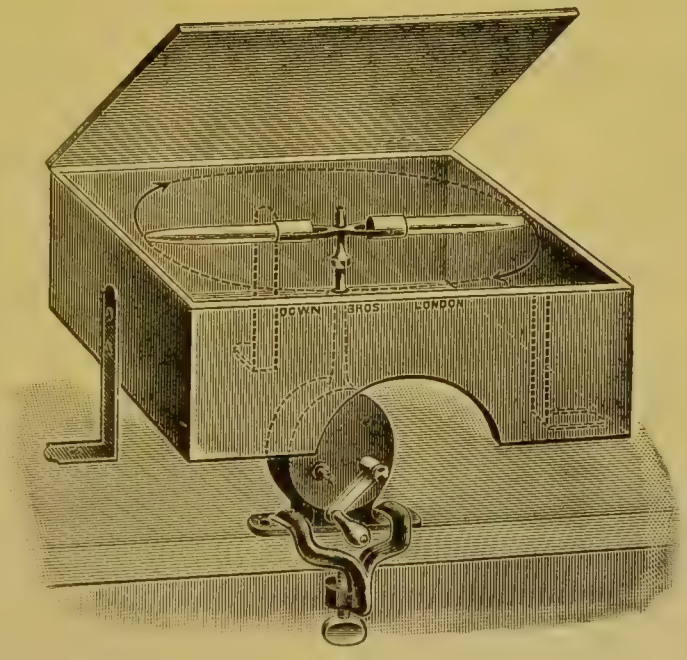

4810.

Accessories for Centrifuges,—

4810 Screen or Guard to screw to table or bench . . . each 0 12 6

No.

Instruments for General Diagnosis, *continued*,—



Plain Urine Tube. 4811.



Graduated Urine Tube. 4812.



Graduated Milk Tube. 4813.



4815. Pipette.



4816. Suction Tube.

		£	s.	d.
	Accessories for Centrifuges, *continued*,—			
4811	Plain Urine Tubes . . . . . per doz.	0	6	0
4812	Graduated Urine Tubes . . . . . „	0	18	0
4813	Graduated Milk Tubes . . . . . „	0	18	0
4814*	Aluminium Receptacles . . . . . each	0	1	0
4815	Pipettes, graduated 1 c.c. . . . . per doz.	0	3	0
4816	Suction Tubes . . . . . each	0	0	8



4817.

4817	Hæmatocrit attachment to take 2 plain or graduated tubes (for use with Fig. 4809 Centrifuge only) . . . . each	1	5	6
4817*a*	Sputum Tubes for Hæmatocrit, plain . . . . „	0	1	3
4817*b*	Graduated Blood Tubes for Hæmatocrit . . . „	0	2	0

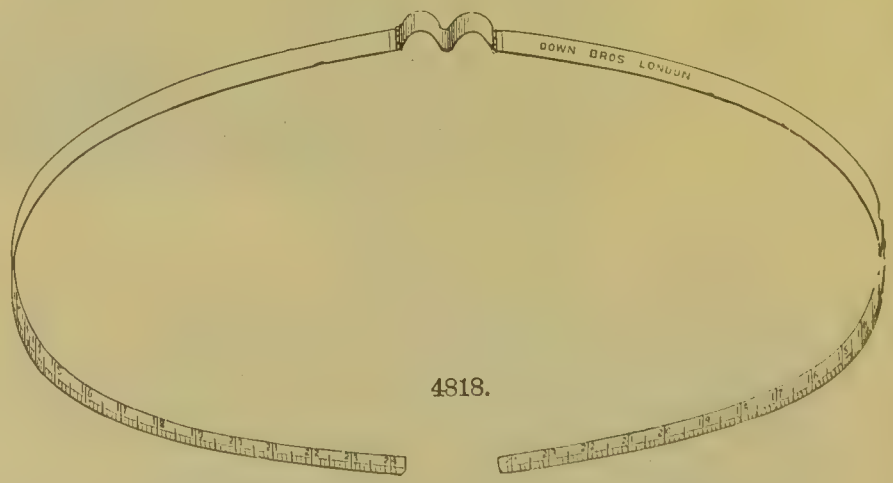

4818.

4818	**Cyrtometers**, of soft metal, hinged . . each, 7*s.* 6*d.*; in case	0	9	6

* The items marked thus * are not illustrated.

No.

Instruments for General Diagnosis, *continued*,—



4819.

		£	s.	d.
4819	**Cyrtometers**, tape, in card box . . . . . each	0	2	6

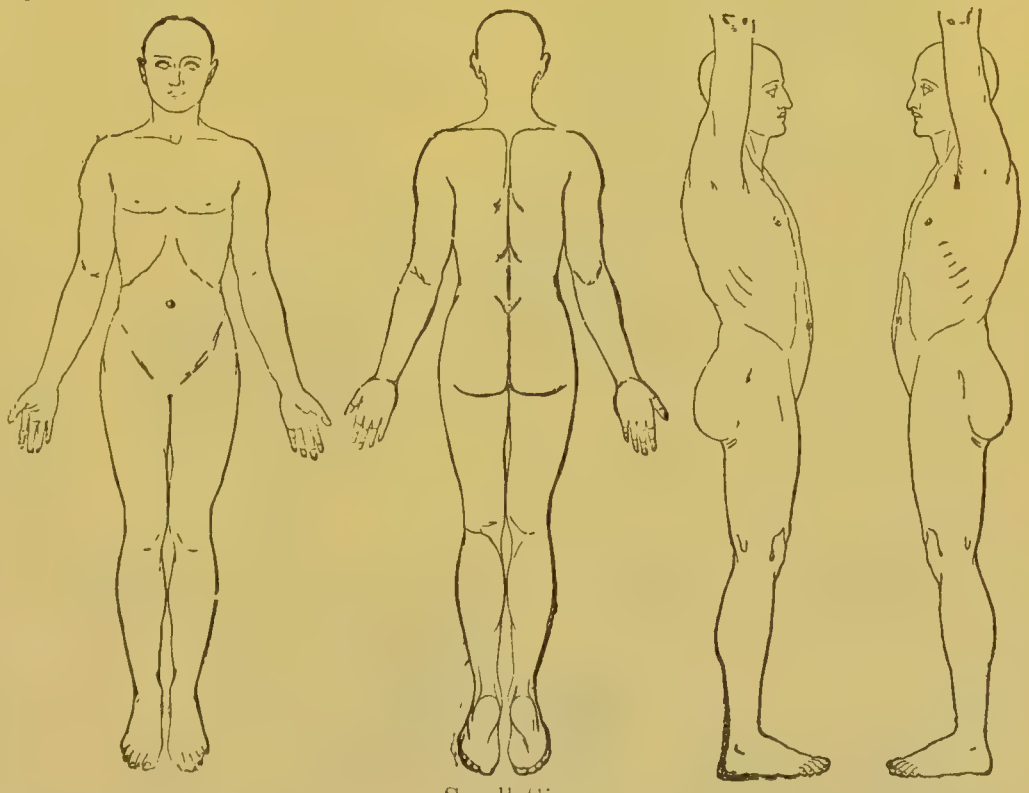

Small Size.
4822.

Diagrams for recording Diagnoses, Daniellson's,—

		Per	s.	d.	s.	d.	s.	d.
			25		50		100	
4820*	Body (with nerve regions), front and back .		2	0	3	6	6	0
4821*	Ditto (plain outlines), front and back and two side views		2	3	4	0	7	6
4822	Ditto, ditto, small, front and back and two side views		1	0	2	0	3	6
4823*	Brain (I. Ext. Surfaces) 6 diagrams . . .		2	3	4	0	7	6
4824*	Ditto (II. Vert. Sections) 7 diagrams . .		2	3	4	0	7	6
4825*	Ditto (III. Horizontal Sections and Med. Obl.) 6 diagrams		2	3	4	0	7	6

* The items marked thus * are not illustrated.

Instruments for General Diagnosis, *continued*,—

Diagrams for recording Diagnoses, Daniellson's, *continued*,—

No.		s. d. Per 25	s. d. 50	s. d. 100
4826*	Deformities, 16 diagrams	3 0	5 0	8 6
4827*	Ear, 8 diagrams	3 0	5 0	8 6
4828*	Eye, 2 diagrams (Retinas only)	1 0	1 9	3 0
4829*	Head (with nerve regions), 2 side-views	1 0	1 9	3 0
4830*	Ditto (plain outlines), 4 diagrams	1 6	2 9	5 0
4831*	Larynx, 4 diagrams	1 0	1 9	3 0
4832*	Neck, 2 diagrams	1 6	2 9	5 0
4833*	Obstretr. and Gynæcol., 4 diagrams	2 0	3 6	6 0

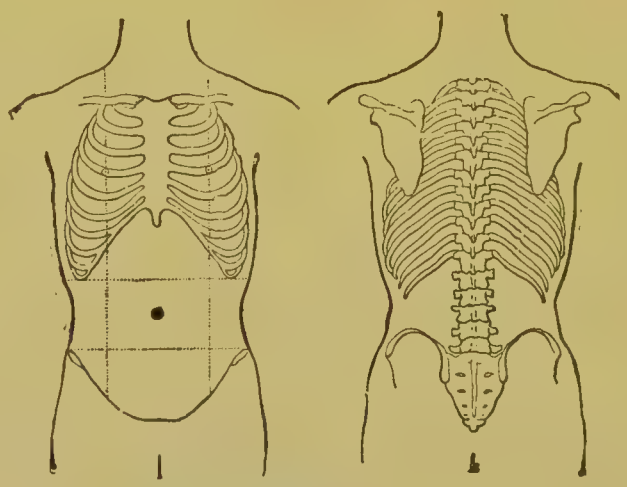

Small Size.
4835.

No.				
4834*	Thorax and Abdomen (show viscera) front and back	1 0	1 9	3 0
4835	Ditto (plain outlines), small, front and back	—	1 0	2 0
4836*	Ditto (plain outlines), large, front and back	1 0	2 0	3 6
4837*	Case Sheets (plain), for Case taking	1 0	1 9	3 0
4838*	Ditto, with small diagrams in red	2 0	3 6	6 0
4839*	Ditto, with larger diagrams in red	3 0	5 6	10 0

No.		£ s. d.
4840*	Fine Leather Case, with Catch, to hold case sheets . . each	0 8 0
4841*	Pocket Case Books, bound in strong cover, with indexes for names and diseases, fitted with a pocket to hold diagrams, and an indelible blue pencil to mark them, arranged to take 50 cases, pages numbered . . . . . each	0 2 0

* The items marked thus * are not illustrated.

No.	Instruments for General Diagnosis, *continued*,—	£	s.	d.
4842*	Diagrams for recording cases of Heart Disease, by Dr. G. Herschell . . . . . per book	0	0	6
4843*	Ditto, with complete directions for filling up . „	0	1	0

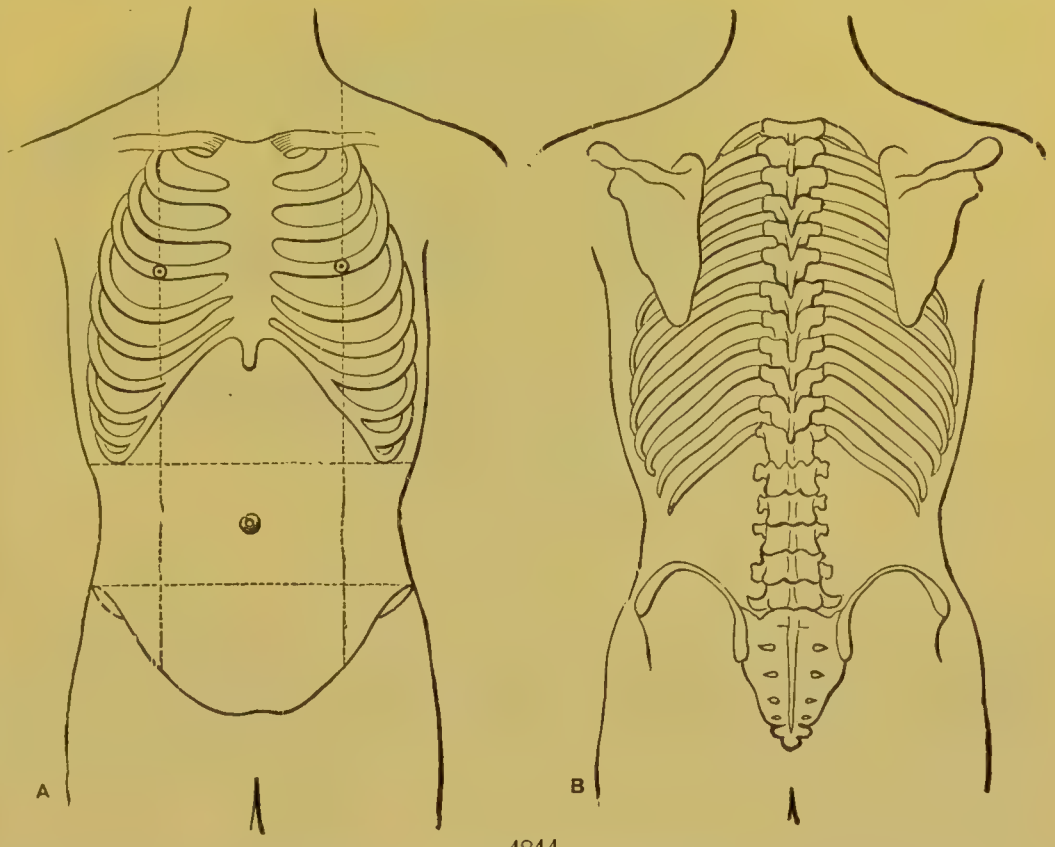

4844.

4844	**India-rubber Stamps for producing Diagrams,** set of 2, for front and back, complete in box, with Ink and Pad .	0	10	6



4845.

4845	**Diascopes** . . . . . each	0	2	6

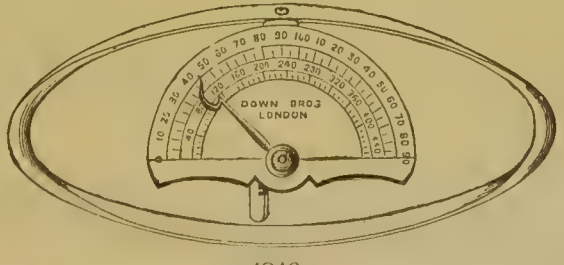

4846.

4846	**Dynamometer,** made in 3 sizes . each, £1 18*s.* 6*d.*; in case	2	3	0
4847*	Ditto, small, single scale, range about 1 lb. to 25 lb., each, £1 8*s.* 6*d.*; in case	1	13	0

* The items marked thus * are not illustrated.

No. **Instruments for General Diagnosis,** *continued*,—

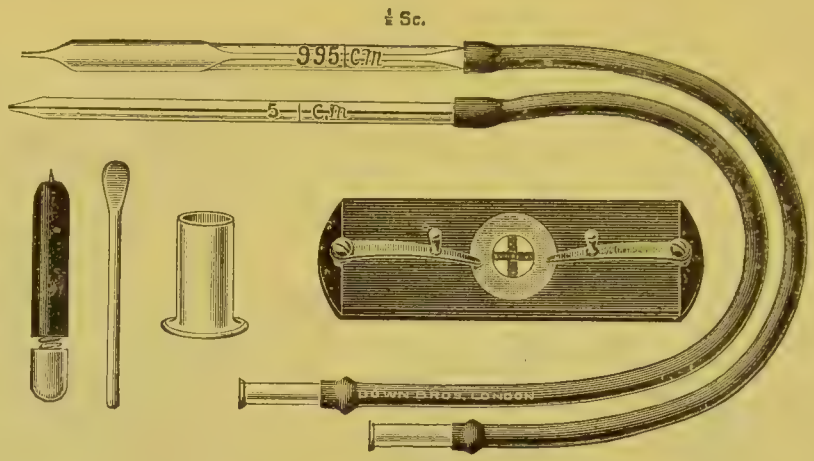

4848.

		£	s.	d.
	Hæmocytometers,—			
4848	Dr. Gower's, in case	3	3	0
4849*	Ditto, with Hæmoglobinometer, in case	4	4	0

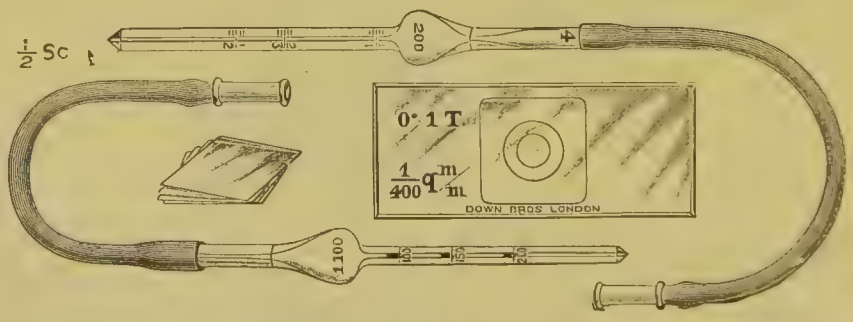

4850.

4850	Thoma's, each, with Mixing Pipette for Red Corpuscles, £1 10*s.*; with Pipette for White Corpuscles, £1 10*s.*; with both Pipettes complete	1	17	6

Spare Pipettes, each, 7*s.* 6*d.*

* The items marked thus * are not illustrated.

No. **Instruments for General Diagnosis,** *continued*,—

£ s. d.

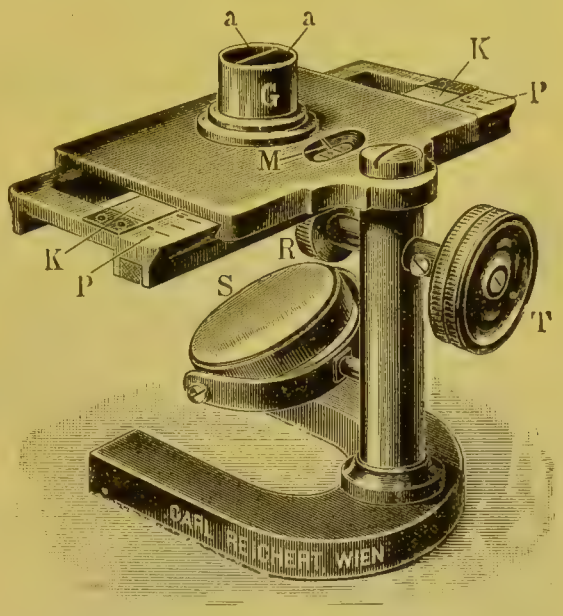

4851.

Hæmoglobinometers,—

4851 Fleischel's, with 4 Capillary Tubes and Mixing Tube; complete in case 3 10 0
Spare Capillary Tubes . . . . . each 0 0 6
Spare Mixing Measures . . . . . „ 0 4 6

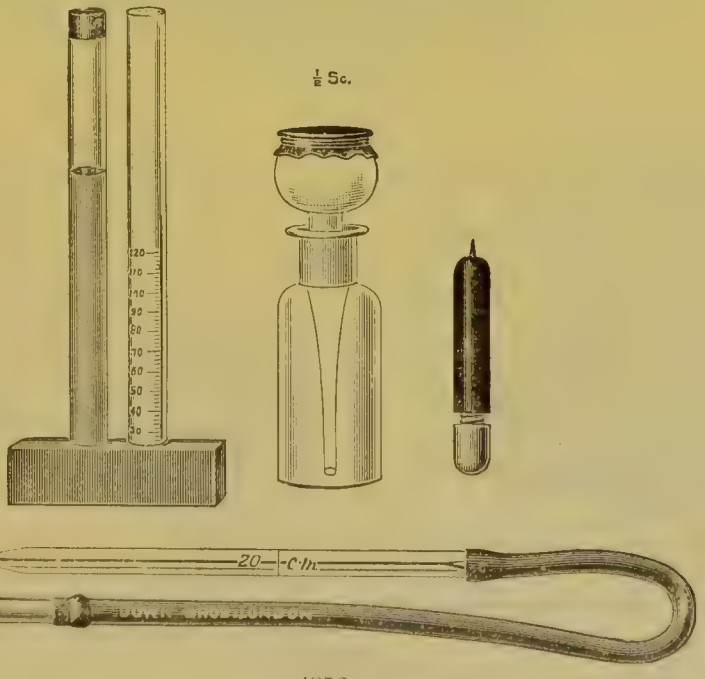

4852.

4852 Gower's, in case 1 1 0
4853* Ditto, with Hæmocytometer, in case 4 4 0

* The items marked thus * are not illustrated.

No. **Instruments for General Diagnosis,** *continued*,—



4854.

No.		£	s.	d.
	Hæmoglobinometers, *continued*,—			
4854	Miescher's modification of Fleischel's, with 2 Mixing Chambers and Miescher's Mixing Pipette; complete in case . each	5	10	0
	Spare Mixing Chambers . . . . . „	0	8	0
	Spare Mixing Pipette . . . . . „	0	15	0
	Spare Capillary Tubes . . . . . „	0	0	6
	Lancets, etc., for Blood Testing,—			
4855*	Frank's Spring Lancet . . . . . each	0	8	3
4856*	Laker's Lancet . . . . . „	0	4	0
*4856*a*	Leech's Harpoon or Muscle Extractor . . . . „	0	10	0
4857*	Pake's Pins . . . . . per doz.	0	3	0
4858*	Ditto, cheap form . . . . . per gross	0	18	0

* The items marked thus * are not illustrated.

No.

Instruments for General Diagnosis, *continued*,—



4859.

4859 **Haemoglobin Scale** (originally suggested by Dr. Tallquist) £ *s.* *d.*
per book 0 5 0

This consists of a series of standard tints and a book of sheets of absorbent paper; each sheet is divided by perforations, so that slips may be readily torn off. A drop of blood being placed on the absorbent paper is compared with the standard tint which shows the percentage of haemoglobin, any error is said to be so slight as to be negligible for clinical purposes.

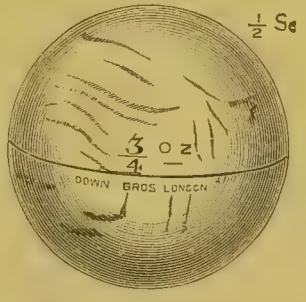

4860.

4860 **Loaded Spheres,** for testing muscular perception, each, ¾ oz., 1*s.* 6*d.*; 8 oz., 2*s.* 6*d.*; 1 lb., 3*s.* 6*d.*; 2 lb., 4*s.* 6*d.*; 4 lb., 5*s.* 6*d.* . . . . . .per set of 5 0 17 6

4861* Ditto, ditto, leather covered, each, ¾ oz., 3*s.*; 8 oz., 4*s.*; 1 lb., 5*s.*; 2 lb., 6*s.*; 4 lb., 7*s.* . . . . . per set of 5 1 5 0



4862.



4863.



4864.

Magnifying Glasses, for examining Skin,—

4862 Single . . . . . each 0 1 6
4863 Double . . . . . ,, 0 1 9
4864 Triplet . . . . . ,, 0 2 3

* The items marked thus * are not illustrated.

No. **Instruments for General Diagnosis,** *continued,*—



4865.

		£	s.	d.
	Measures, Pocket,—			
4865	Tapes, in brass cases, English and French scales, each, 3 feet, 1*s.* 6*d.*; 5 feet	0	2	0
4866*	Ditto, ditto, without stops, 3 feet . . . . . each	0	1	3
4867*	Steel Tapes, in German silver cases, English and French scales . . . . . each, 3 feet, 2*s.* 6*d.*; 5 feet	0	3	6
4868*	Miniature 3 feet steel Tapes, in German silver cases . each	0	2	3
	Measures, Pocket, with Rings to hang on Chatelaine,—			
4869*	3 feet Tapes, in brass cases . . . . . each	0	2	0
4870*	3 feet steel Tapes, in nickel cases . . . . . „	0	3	0



4871.

4871	**Measuring Standard for Height,** to fix on door or against wall . . . . . each	1	5	6

* The items marked thus * are not illustrated.

No.

Instruments for General Diagnosis, *continued*,—

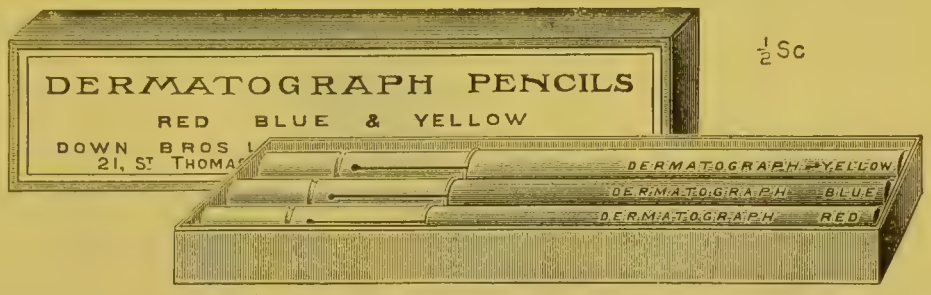

4872.

£ s. d.

Pencils for Marking the Skin,—

4872 Cedar "Dermatograph," 3 assorted colours, Violet, Red and Yellow . . . . . per box 0 1 3

4873* Ditto, Violet only . . . . . per doz. 0 4 0



4874.

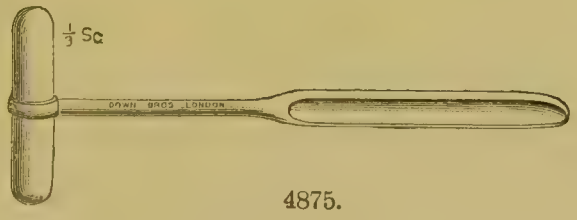

4875.

Percussors,—

4874 Bennett's, with Pleximeter, in case . . . . . each 0 9 6

4875 Flint's, solid rubber . . . . . „ 0 2 6

* The items marked thus * are not illustrated.

No. **Instruments for General Diagnosis,** *continued*,—





4876.

Percussors, *continued*,— £ s. d.

4876 Kingscote's Pleximeter (suggested by Mr. Ernest Kingscote, M.B., C.M., etc.), complete in box 0 4 6

The "Cone" (A) can also be supplied made of solid felt at an extra charge of 5*s*.

Extract from the "Lancet," December 19, 1896.

Ever since 1761, when percussion as a means of physical diagnosis was first suggested by Avenbrugger, of Vienna, it has been generally recognised that deep percussion of the thorax is not free from uncertainties arising—(1) from the vibrations of the chest-wall veiling the note really given out by the structure underlying the plessor; and (2) from the fact that percussion, when sufficiently hard to produce a true note, is apt to hurt the patient. I have devised a pleximeter which overcomes all these difficulties. It consists of a wooden cone made with a shoulder to which a thick india-rubber ring is attached in such a manner that when the instrument is firmly pressed against the chest the apex of the cone touches a definite point on the skin in the centre of the ring. If the other end of the cone be now struck smartly with a hammer having a flexible handle the true note of the underlying structure is elicited. My results have been verified experimentally on recently killed sheep, pigeon-breasted animals, which are by no means easy subjects for percussion. The lungs not being artificially inflated, I percussed the heart boundaries in the usual manner, using the finger as a plessor and marking out the boundaries in ink. Long skewers following the ink lines were then thrust right through the thorax, and on opening the chest they were found to be surrounding and touching the pericardium. On this experiment being repeated with my pleximeter a similar result was obtained. Another similar experiment was then made, the difference being that the lungs were artificially inflated, when it was found that the skewers pushed through the boundaries marked by the ordinary method of percussion penetrated the heart muscle one inch from the ultimate margin on the left side, and a quarter of an inch on the right side of the heart; but with the boundaries marked by my pleximeter the skewers pierced the overlapping lung substance for a distance of about one and a half inches on the left side and half an inch on the right side, and were found just grazing the actual cardiac boundaries. It was thus proved conclusively that the anatomical dimensions of the heart had been correctly percussed out, even although overlapped by a considerable amount of lung substance. In this case even the kidneys were percussed out with the pleximeter from the back, and the skewers again showed that the percussion had been accurate. A fresh sheep's heart was then suspended by means of a string in a cardboard box eighteen inches long and eight inches deep, such as is used by milliners, the direction of the cardiac diameters being unknown to the percussor. The least distance of the heart's surface from the lid of the box was about an eighth of an inch. By the ordinary method it was impossible to percuss out the heart boundaries, but by using my pleximeter their positions were

No.

Instruments for General Diagnosis, *continued*,—

£ s. d.

Percussors, *continued*,—

exactly defined. In this case the heart was of course entirely surrounded by air, and the ordinary percussion method only gave a duller note when that position was reached where the heart almost touched the box. The fact that all these experiments have been repeated many times with invariably uniform results proves the possibility of obtaining an accurate definition of the boundaries of the heart even when it is overlapped by lung tissue. The dulness shown by the pleximeter is always somewhat external to that elicited by finger percussion. A special form of hammer is used with the pleximeter, its head being made of lamb's-wool, so compressed that it cannot be beaten out of shape—a necessary condition for the production of an absolutely true note, and it is of such a weight that the required note is obtained without the absorptive power of the surrounding ring being overcome. The finger may, however, be employed as a hammer with equally good results when the wrist is very flexible. In using the pleximeter it must be applied firmly to the region to be percussed, and there must be no alteration in its position when it is struck with the hammer. The manufacturers are Messrs. DOWN BROS., St. Thomas's Street, Borough.



4877.

4877 Traube's, with vulcanite handles . . . . . each 0 2 9



4878.

4878 Vernon's metal sphere, with rubber ring on whalebone stem, as used at St. Thomas's . . . . . each 0 4 6



4879.

4879 Vulcanite Thimbles, with rubber tips . . . each 0 1 3

No. **Instruments for General Diagnosis,** *continued,*—

£ *s.* *d.*



4880.

Percussors, *continued,*—

4880 With whalebone stem and flat disc . . . . . each 0 3 6



4881.

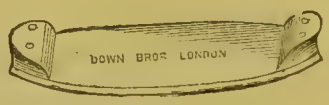

4882.

Plessors and Pleximeters,—

4881 Circular, boxwood . . . . . each 0 1 0
4882 Ivory, oval . . . . . „ 0 1 9
4883* Ditto, graduated . . . . . „ 0 2 3

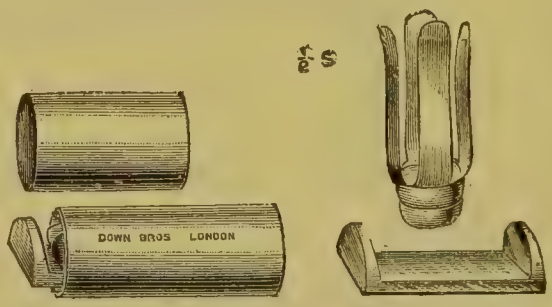

4884.

4884 Pocket Glass, with rubber-tipped Thimble, in metal case . each 0 3 6



4885.



4886.

4885 Sansom's, vulcanite . . . . . each 0 2 6
4886 Traube's, ivory, with metal hinges . . . . . „ 0 3 6

* The items marked thus * are not illustrated.

No.

Instruments for General Diagnosis, *continued*,—



4887.



4888.

Portable Lamp,— £ *s.* *d.*

4887 To use with benzoline . . . . . each 0 13 6

4888 To take apart and close up . . . . . „ 0 15 0

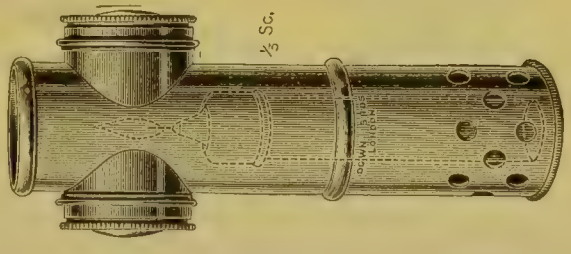

1317.

1317 Priestley Smith's, to use with candle . . . each 0 9 6

Candles for use with same, 2*s.* per dozen.

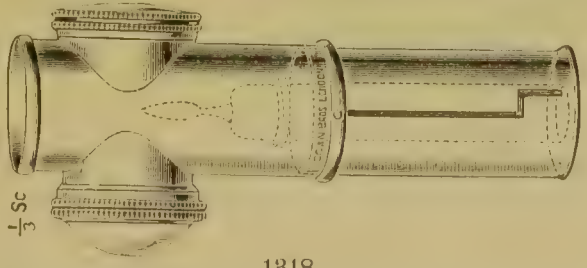

1318.

1318 Priestley Smith's, Portable, to close up . . . each 0 10 6

Candles for use with same, 2*s.* per dozen.

No. **Instruments for General Diagnosis,** *continued,*— £ s. d.



4889.

4889 **Pulse Glasses,** 15 second, with Ring for Chatelaine . per doz. 0 10 6



4890.

Phonendoscope,—

4890 New model, with valvection a to eliminate adventitious sounds, in purse-shaped pouch . . . . . each 0 16 6

Diagnostic Brushes, for use with same . . . . . „ 0 0 6

Double-ended Dermographs . . . . . „ 0 0 6

Full directions accompany each instrument.



4891.

4891 Miniature Model . . . . . in pouch 0 18 6

The Phonendoscope is a combination of the principle of the Microphone and the Double Stethoscope, and by its use in auscultation the various sounds, whether natural or morbid, are intensified and rendered more distinct. Many sounds produced by the internal organs, which can only be imperfectly heard by the ordinary stethoscope, can be heard with great distinctness by means of this new instrument. The sounds of the heart and lungs, both normal and abnormal, can be easily detected through the clothes of a person in ordinary dress. Many sounds of deep-seated organs which could not be detected with any instrument previously in use can be heard with the Phonendoscope, and it will probably prove of value in helping to elucidate obscure points of diagnosis.

Scoliosometer,—

4892* Roth's . . . . . each 0 2 6

* The items marked thus * are not illustrated

No.

Instruments for General Diagnosis, *continued*,—

£ s. d.

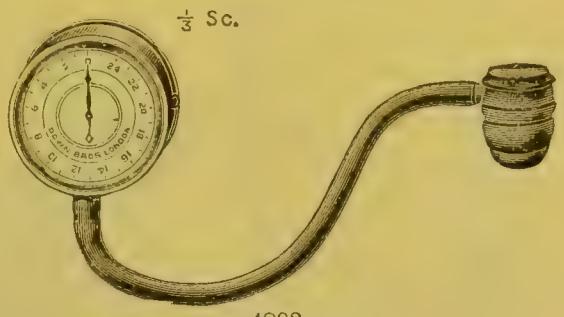

4893.

Sphygmometers,—

4893 Basch's . . . . . each 1 2 0

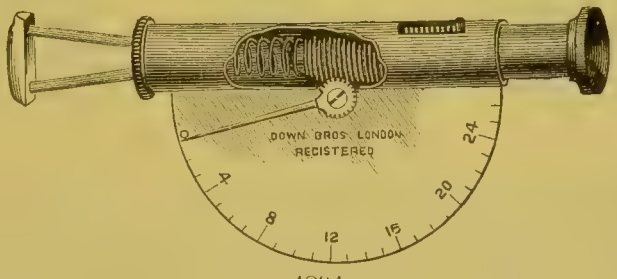

4894.

4894 Batten's, in case 0 13 6
4895* Hill and Barnard's . . . . . each 5 0 0
*4895*a* Martin's modified Riva-Rocci Apparatus 1 15 0

Full directions accompany each instrument.



4896.

Sphygmographs,—

4896 Dudgeon's . . . . . each 2 5 0

Papers for use with same, 1*s.* 6*d.* per box of 200.

* The items marked thus * are not illustrated.

No. **Instruments for General Diagnosis,** *continued*,—

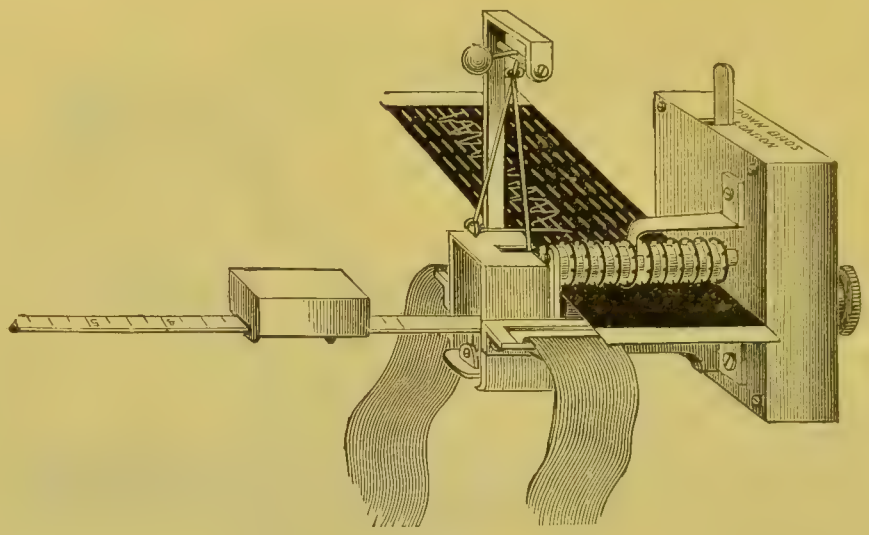

4897.

Sphygmographs, *continued*,— £ *s.* *d.*

4897 Richardson's . . . . . each 2 16 6

Papers for use with same, 1*s.* 6*d.* per box of 200.

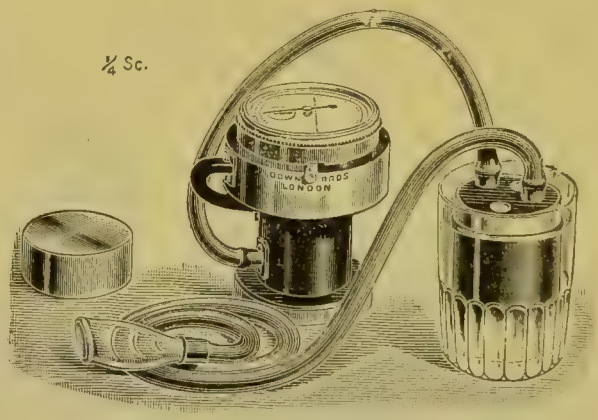

4898.

Spirometers,—

4898 Lowne's . . . . . each 4 10 0

Stethoscopes,—

4899 Andrews' . . . . . each 0 3 0

4900* Billing's . . . . . „ 0 2 0

4901 Burrows' ebony, with ivory Ear-plate to screw off . . „ 0 3 6

Ditto, with ebony ditto . . . . . „ 0 2 6

* The items marked thus * are not illustrated.

No.

Instruments for General Diagnosis, *continued*,—



4899. 4901. 4902. 4903. 4904.

Stethoscopes, *continued*,—

		£	s.	d.
4902	Burrows' ebony, with ivory Ear-plate and india-rubber Ring for Percussion . . . . . each	0	5	6
	Ditto, with ebony Ear-plate and india-rubber Ring for Percussion . . . . . each	0	3	6
4903	Celluloid throughout . . . . . each	0	2	6
4904	Ditto, with metal stems, imitation amber, ivory, or tortoise-shell mountings . . . . . each	0	4	6
4905*	Ditto, ditto, with coraline mountings . . . . „	0	3	9



4906.

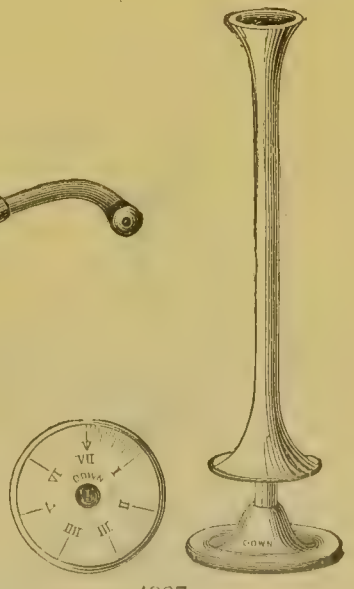

4907.

4906	Clark's, Sir Andrew, flexible . . . . . each	0	4	9
4907	Dobell's . . . . . „	0	3	6

* The items marked thus * are not illustrated.

No.

Instruments for General Diagnosis, *continued*,—



4908.



4909.

Stethoscopes, *continued*,— £ *s.* *d.*

4908 Fergusson's, ... each 0 2 3

4909 Guy's, in walnut wood, as Fergusson's, but extra light . „ 0 2 6

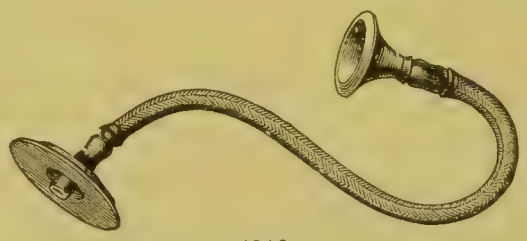

4910.

4910 Golding-Bird's, flexible . . . . . each 0 5 0



4911.



4912.



4913.



4914.

4911 Hare's . . . . . each 0 2 6

4912 Hughes' . . . . . „ 0 2 3

4913 Metal, with vulcanite Ear-plate . . . . . „ 0 2 0

4914 Ditto, plated, combined with Ear Speculum and Reflector „ 0 10 0

No.

Instruments for General Diagnosis, *continued*,—



4915.





4916.



4917.

Stethoscopes, *continued*,—

		£	s.	d.
4915	Portable . . . . . each	0	4	6
4916	Reversible . . . . . ,,	0	3	0
4917	Walsh's, solid . . . . . ,,	0	2	3
4918*	Ditto, hollow . . . . . ,,	0	2	3



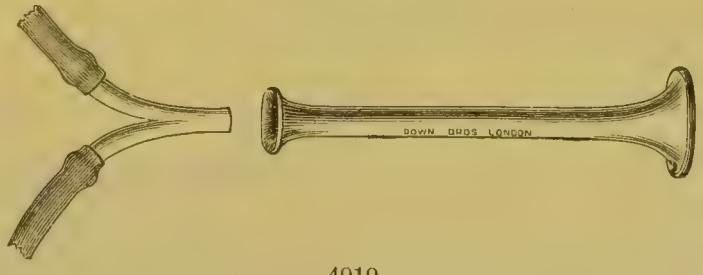

4919.

4919 Marriott's (suggested by Dr. Marriott, of Reading). Consisting of wooden Stethoscope, with reversible end giving 2 sizes of Chest-piece, and also of attachment for fitting to Binaural Stethoscope, each, 4s.; with Binaural Stethoscope complete 0 10 6



4920.

4920 "Ward," 14 inch, as used at St. Thomas's . . . each 0 5 0

* The items marked thus * are not illustrated.

No. **Instruments for General Diagnosis,** *continued,*— £ s. d.



4921.

Stethoscopes, *continued,*—

4921 With Stems plugging through the Ear-plates, for pocket . each 0 2 6



4922.

4922 **Stethoscope Clips** for holding Stethoscope in hat . . each 0 1 0

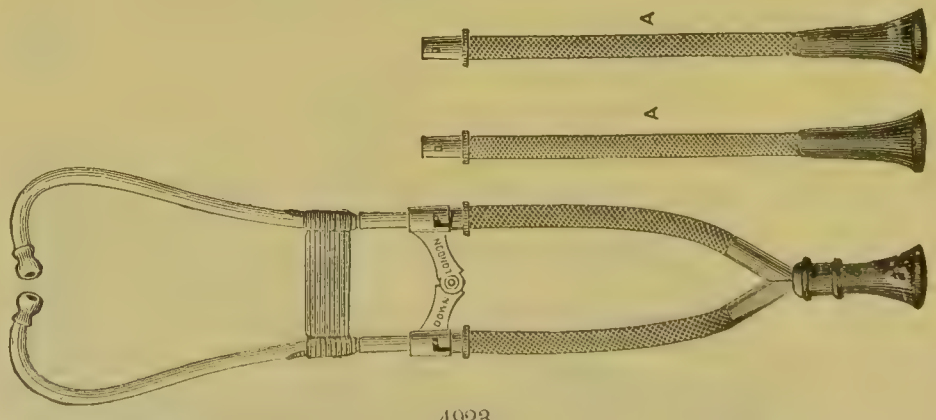

4923.

Stethoscopes, Binaural,—

4923 Original model (known as Allison's or Leared's) . . each 0 16 0

If fitted with differential ends in addition (A A) . . „ 1 1 0

No. **Instruments for General Diagnosis,** *continued,*— £ *s.* *d.*

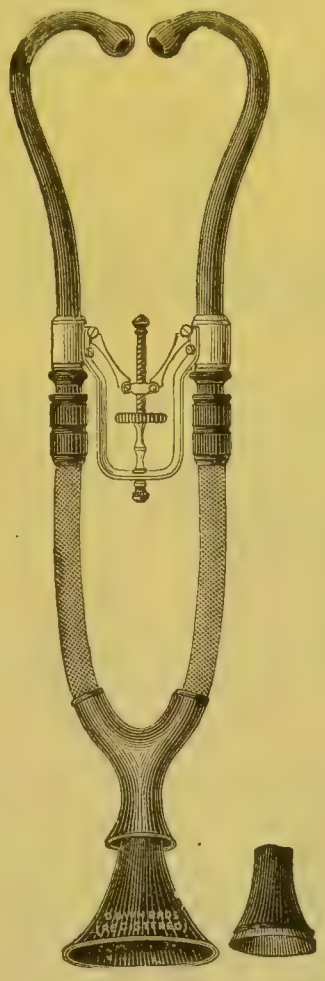

4924.

Stethoscopes, Binaural, *continued,*—

4924 Denison's . . . . . each 1 16 0

By CHARLES DENISON, A.M., M.D., Denver, Colorado, U.S.A.

I. QUALITY OF SOUND.—It is claimed for this Instrument that, being made of vulcanite, the elevated sounds common to metallic Stethoscopes are eliminated.

II. FORM OF THE INSTRUMENT.—The size of the lumen is largest at its attachment to the bell, gradually decreasing until it reaches the ear-ends, thus concentrating and conducting the waves of sound.

III. THE BELL ENDINGS.—These are of four sizes: the smallest or stationary end for use with children; the medium size bell for general use. The india-rubber cup which fits into this is for making pressure against the uneven surface of the chest walls, as in the case of emaciated consumptives. The largest bell (3 inches diameter) is for what Dr. Denison has termed stethoscopic percussion, a process to be made use of when bronchiectasis, excavation, or softening is suspected. It consists in using forcible percussion over and around suspected portions during expiration, while this large bell is held in front of, and one to three inches from, the patient's open mouth.

No. **Instruments for General Diagnosis,** *continued*,— £ s. d.

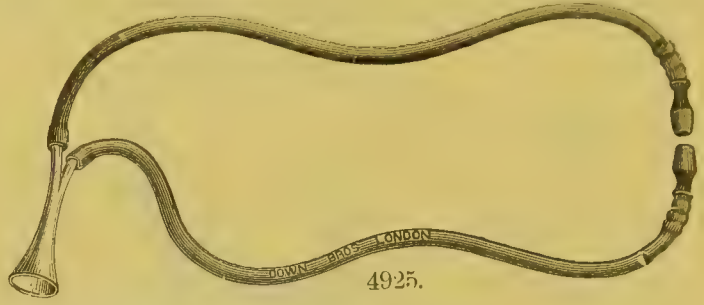

4925.

Stethoscopes, Binaural, *continued*,—

4925 Gibson's, suggested by J. H. Gibson, M.R.C.S., Aldershot, with metal Chest-piece, each 0 4 6

If fitted with combined Chest-piece with ebony end to screw off, 1*s.* extra.

The Stethoscope, of which the drawing appears, is the one I always use. It was made for me by DOWN BROS. I have found it to have quite as good qualities as a Stethoscope as any that I have tried, with the important addition of its extreme portability. It is, compared with other Binaural Stethoscopes, inexpensive, and is simple in construction.—*Guy's Gazette*, September 21, 1889.

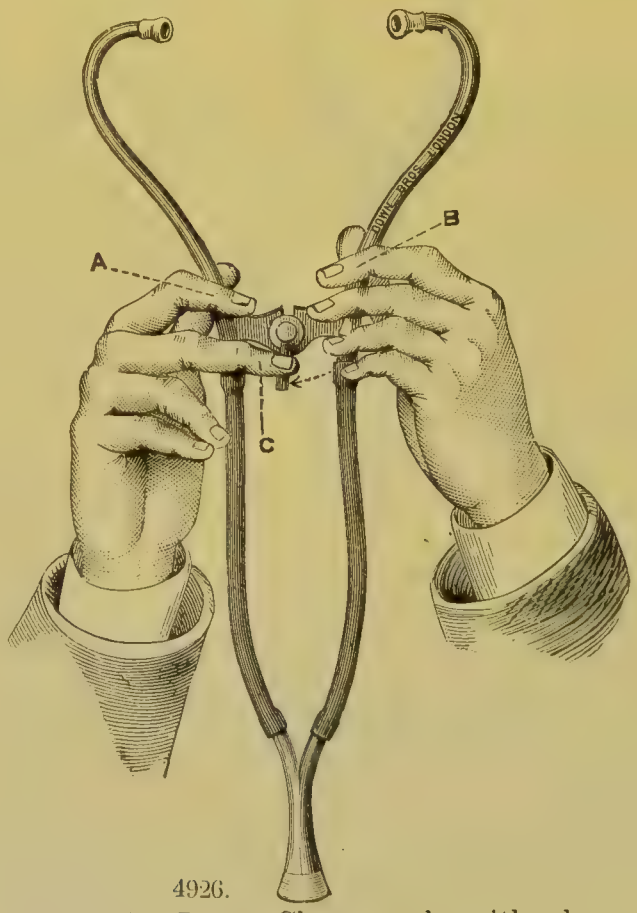

4926.

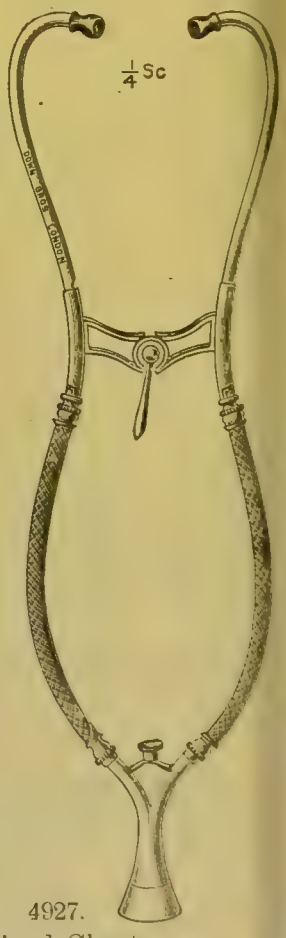

4927.

4926 Herschell's Lever Clamp each, with ebony combined Chest-piece, 12*s.* 6*d.*; ivory 0 14 6

If fitted with Skinner's Chest-piece with finger rest, 1*s.* extra.

4927 Ditto, ditto, fitted with silk-covered Tubes and Skinner's Chest-piece with finger-rest, ebony, 15*s.* 6*d.*; ivory . . 0 17 6

If without the Finger-rest to Chest-piece, 1*s.* each less.

No. **Instruments for General Diagnosis,** *continued*,—

£ s. d.

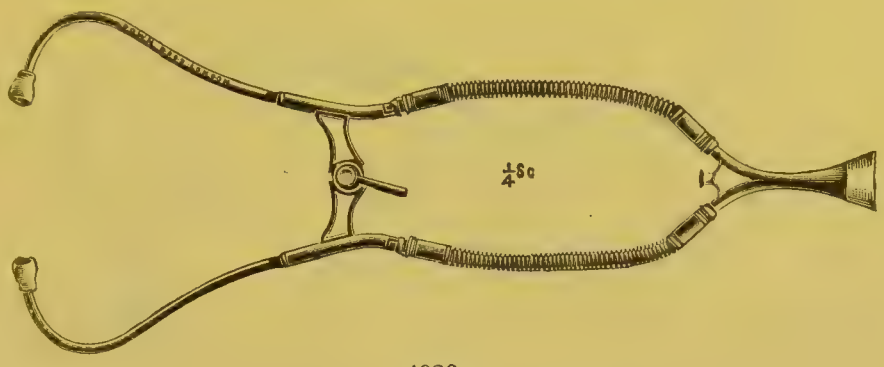

4929.

Stethoscopes, Binaural, *continued*,—

4928* Herschell's Lever Clamp, silver, hall-marked (as Fig. 4926), fitted with Skinner's ebony Chest-piece with finger-rest each, 37*s.* 6*d.*; ivory 1 19 6

4929 Ditto, ditto, with spiral wire Tubes, giving metallic conduction throughout, and Skinner's Chest-piece with finger-rest . . . . . ebony, 16*s.* 6*d.*; ivory 0 18 6

Extract from the "Lancet," March 14, 1891.

The weak point of the binaural stethoscope, as usually constructed, is the spring. If strong enough to keep the instrument in position, its constant pressure hurts the ear, and if made weak enough to be harmless to the user it fails to keep the stethoscope properly applied to the auditory meatus. These remarks apply equally to the common elastic loop and to the metal spring, which is now in more general use. I venture to think I have succeeded in overcoming these drawbacks to the use of the binaural stethoscope by doing away with the spring and substituting a clamp at the joint. This is actuated by a hanging tail-piece or lever, moved by the second finger of the right hand, the arm being held between the first finger and thumb; the other arm is held between the corresponding fingers in the left hand. When the lever is in the position **A**, the hinge is loose, and the instrument can be applied to the ears and adjusted to press as lightly or as heavily as desired. The lever being then moved into the position **B**, the instrument is fixed and remains in position. It can then be easily removed from the ears and closed without touching the lever. A minor improvement consists in enlarging the orifices in the ivory ear-pieces, so that the bore of the instrument may remain in continuity with the axis of the auditory meatus during the rotatory movements round the said axis made in altering the position of the stethoscope.

Messrs. Down Bros., of St. Thomas's Street, have carried out my idea completely to my satisfaction, and produced an instrument which does everything that I anticipated.

George Herschell, M.D. Lond.

The instrument is provided with a combination chest-piece the outer end of which screws off, leaving a smaller size for children, etc.

* The items marked thus * are not illustrated.

No.

Instruments for General Diagnosis, *continued*, —



4930.

£ s. d

Stethoscopes, Binaural, *continued*,—

4930 Gowan's, with continuous metal conduction throughout . each 1 4 (

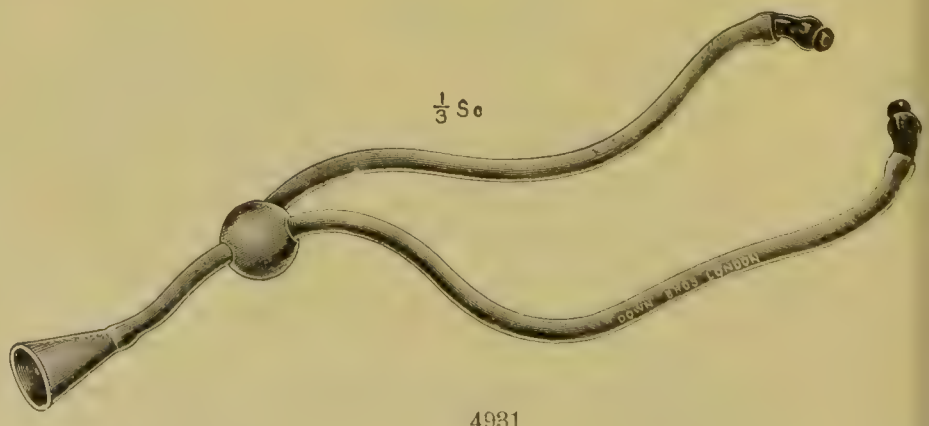

4931

4931 Hollis', Portable, India-rubber throughout, with ebonite ear-pieces, ... each 0 6

No.

Instruments for General Diagnosis, *continued*,—



4932.

Stethoscopes, Binaural, *continued*,— £ *s.* *d.*

4932 König's "Gloria" (a modified Phonendoscope) in leather pouch each 0 7 6

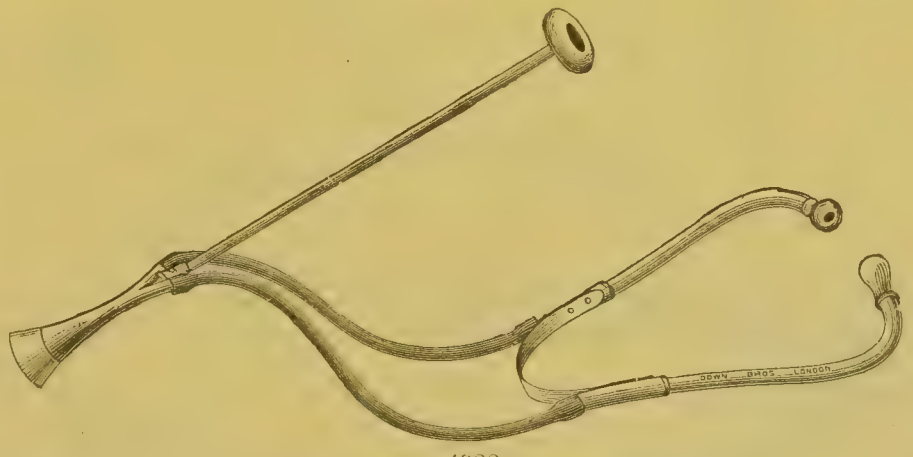

4933.

4933 O'Kelly's, with forehead rest for Auscultatory Percussion, each, ebony, 11*s.* 6*d.*; ivory 0 13 6

Extract from "British Medical Journal," April 28, 1894.

The difficulty of performing auscultatory percussion unassisted suggested to Dr. T. O'Kelly, Chipping Norton, the necessity of an addition to the binaural stethoscope which should leave the hands of the auscultator absolutely free, while ensuring at the same time perfect contact of the chest-piece with the patient's body. Messrs. Down Bros., under his instructions, have made this addition, which, as will be seen from the engraving, consists of a metal rod 20 cm. in length, and 5 mm. in diameter, surmounted by a metal disc 25 mm. in diameter, and covered by an india-rubber cushion for the forehead to rest upon when in use. The opposite end of the rod is fixed by a bayonet joint on a metal pin 10 mm. in length and 5 mm. in diameter, substituted for Skinner's finger rest. The india-rubber cushion acts somewhat after the manner of a ball and socket joint when in contact with the auscultator's forehead, allowing considerable movement of the head in every direction, without tilting up any portion of the chest-piece. The smaller chest-piece should be used. The forehead rest can be easily detached and carried in the pocket, while the pin may be utilised as a finger rest. Dr. O'Kelly has had this addition in use for about two years, and has found it invaluable.

No.

Instruments for General Diagnosis, *continued*,—

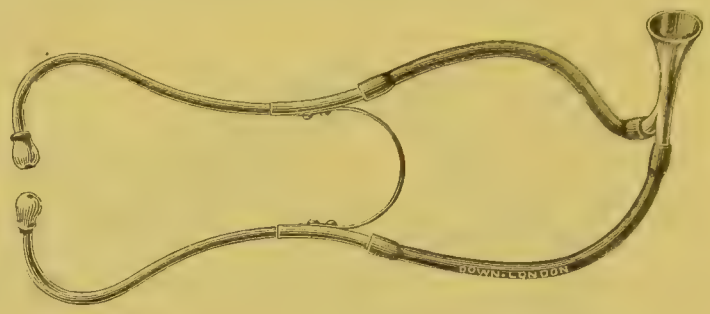

4934.

Stethoscopes, Binaural, *continued*,—

		£	s.	d.
4934	Portable, fitted with metal Chest-piece . . . . each	0	7	6

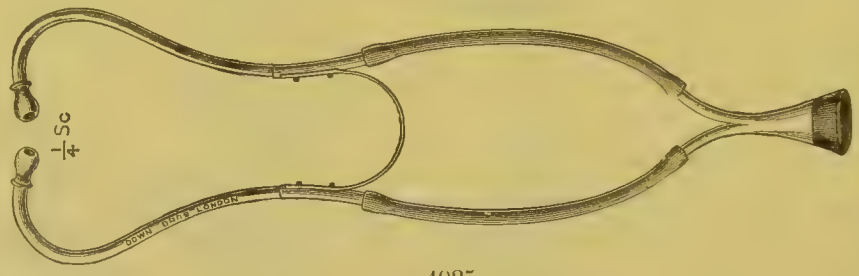

4935.

4935	Portable, fitted with combined Chest-piece, the outer rim of which screws off, leaving a smaller size for children, each, ebony, 8*s.* 6*d.*; ivory	0	10	6
*4935*a*	Ditto, as described above, but in silver, hall-marked . each, ebony, 19*s.*; ivory	1	1	0

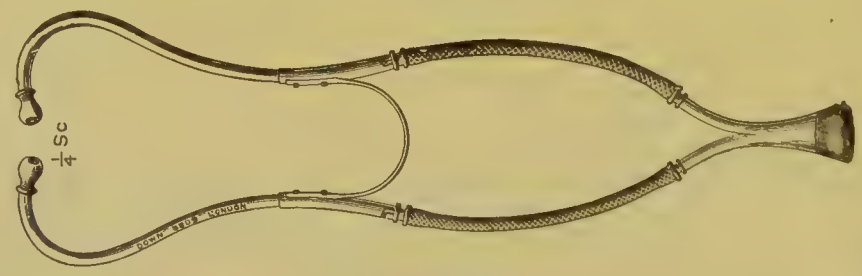

4936.

4936	Portable, fitted with silk-covered tubes and combined Chest-piece . . . . . each, ebony, 10*s.* 6*d.*; ivory	0	12	6
	Ditto, ditto, ditto, silver, hall-marked. each, ebony, 21*s.*; ivory	1	3	0

Figs. 4935 and 4936, if fitted with Skinner's Chest-piece with finger rest (as Fig. 4942), each, extra, 1*s.*

India-rubber Cushions to fit over Chest-pieces (Fig. 4941), each, 9*d.*

* The items marked thus * are not illustrated.

No. **Instruments for General Diagnosis,** *continued*,—

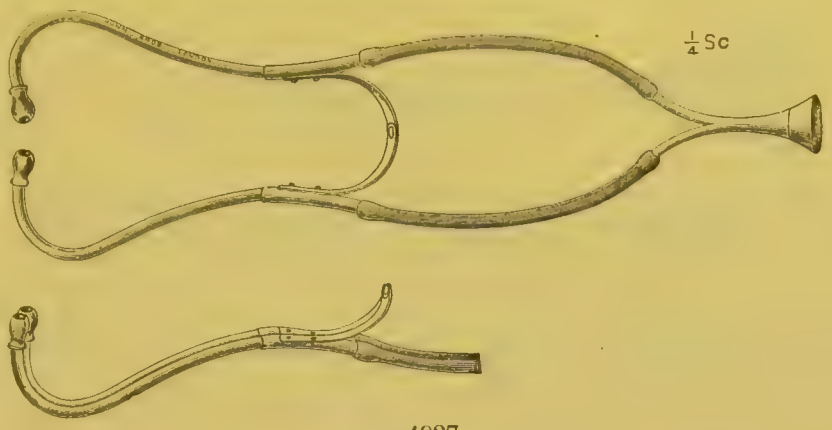

4937.

£ s. d.

Stethoscopes, Binaural, *continued*,—

4937 Portable, with jointed spring to fold, with combined Chest-piece . . . . . each, ebony, 8*s.* 6*d.*; ivory 0 10 6

If fitted with Chest-piece as Fig. 4942, 1*s.* extra.



4938.

4938 Sterne's, consisting of vulcanite mounts connected by india-rubber Tubes . . . . . each 0 4 3

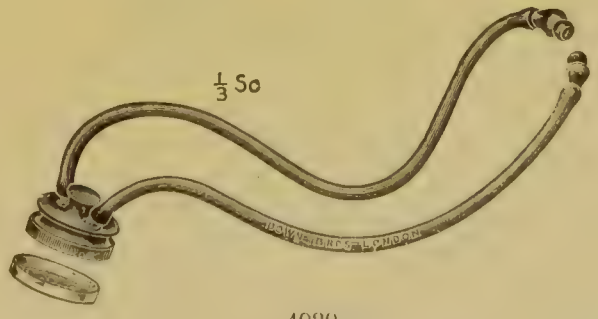

4939.

4939 India-rubber, with diaphragm Chest-piece . . . each 0 5 0

No.

Instruments for General Diagnosis, *continued*,—

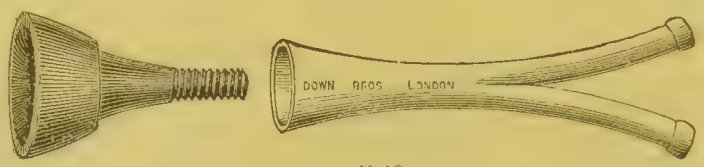

4940.

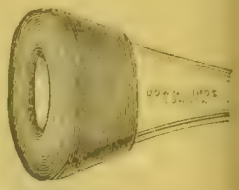

4941.

		£	s.	d.
	Chest-pieces for use with Binaural Stethoscopes,—			
4940	Combined, the distal end screws off, leaving a small size for children, each, with ebony end, 2*s.* 6*d.*; ivory	0	4	6
4941	India-rubber Cushions (Murray's), to fit over Chest-pieces, each	0	0	9

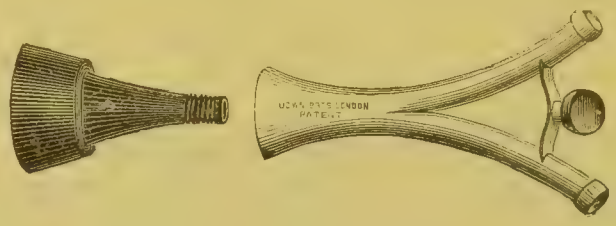

4942.

4942	Skinner's, with finger rest, each, ebony, 3*s.* 6*d.*; all metal, 4*s.* 6*d.*; ivory	0	5	6

This will be found a useful and convenient addition to the Binaural Stethoscopes in common use, and is supplied with Figs. 4926, 4935, 4936 and 4937 Stethoscopes at an extra cost of 1*s.*



4943.



4944

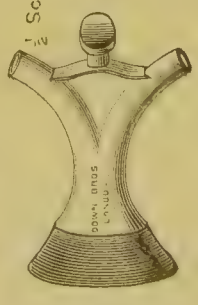

4945.

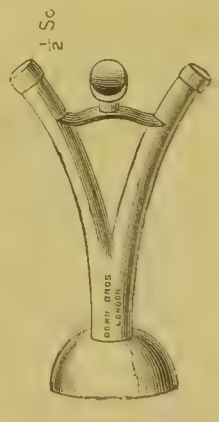

4946.



4947.

4943	Charsley's, for patients lying in bed, with thumb rest and ivory end . . . . . each	0	5	0
4944	Hopwood's, for patients lying in bed (suggested by Dr. Hopwood, of London Fever Hospital) . . . . . each	0	2	0
4945	Meyer's . . . . . each, ebony, 3*s.* 6*d.*; ivory	0	5	6
4946	Schofield's, suggested by Dr. Gerald Schofield, of Bloxham, each	0	3	0
4947	Weatherhead's, ivory . . . . . „	0	4	6

No. **Instruments for General Diagnosis,** *continued*,—

Clinical Thermometers.



4948.

		£	s.	d.
	Clinical Thermometers, with indestructible Index,—			
4948	Down Bros.' "G.P.," 3½ and 4-in., in nickel cases . each	0	1	3
4949*	Ditto, "60 seconds," in nickel cases . . . . . „	0	1	6
4950*	Ditto, "30 seconds," in nickel cases . . . . . „	0	1	9
	Any of the above in quantities of not less than 1 dozen, 1*s.* per dozen less.			
4951*	Down Bros.' "Hospital," 4-in., in nickel cases . . each	0	1	0
4952*	Ditto, "60 seconds," in nickel cases . . . . . „	0	1	3
4953*	Ditto, "30 seconds," in nickel cases . . . . . „	0	1	6
	Any of the above in quantities of not less than 1 dozen, 1*s.* per dozen less.			
	Kew Certificates, 1*s.* 3*d.* each extra.			
	1*s.* per dozen allowed for nickel cases if not required.			



4954.

		£	s.	d.
	Clinical Thermometers, magnifying, with indestructible Index,—			
4954	Down Bros.' "G.P.," 3½ and 4-in., in nickel cases . . each	0	1	9
4955*	Ditto, "60 seconds," in nickel cases . . . . . „	0	2	0
4956*	Ditto, "30 seconds," in nickel cases . . . . . „	0	2	3
	Any of the above in quantities of not less than 1 dozen, 1*s.* per dozen less.			
4957*	Down Bros.' "Hospital," 4-in., in nickel cases . . each	0	1	6
4958*	Ditto, "60 seconds," in nickel cases . . . . . „	0	1	9
4959*	Ditto, "30 seconds," in nickel cases . . . . . „	0	2	0
	Any of the above in quantities of not less than 1 dozen, 1*s.* per dozen less.			
	Kew Certificates, 1*s.* 3*d.* each extra.			
	1*s.* per dozen allowed for nickel cases if not required.			

* The items marked thus * are not illustrated.

No. **Instruments for General Diagnosis,** *continued*,—



4960.

£ s. d.

Thermometers, Clinical, *continued*,—

Clinical Thermometers, with Double Scale and indestructible Index,—

4960 Down Bros.' "G.P.," 4-in., in nickel cases . . . each 0 2 3
4961* Ditto, "30 seconds," ditto . . . . . „ 0 2 9

The above in quantities of not less than 1 dozen, 1*s.* per dozen less.
Kew Certificates, 1*s.* 3*d.* each extra.
1*s.* per dozen allowed for nickel cases if not required.



4962.

Clinical Thermometers, with Double Scale, magnifying and indestructible Index,—

4962 Down Bros.' "G.P.," 4-in., in nickel cases . . . each 0 2 9
4963* Ditto, "30 seconds," ditto . . . . . „ 0 3 3

The above in quantities of not less than 1 dozen, 1*s.* per dozen less.
Kew Certificates, 1*s.* 3*d.* each extra.
1*s.* per dozen allowed for nickel cases if not required.



4964.

Clinical Thermometers, with Ruby Back,—

4964 With indestructible Index, in nickel cases, 4-in. . . each 0 2 3
4965* Ditto, "30 seconds," ditto . . . . . „ 0 3 0

The above in quantities of not less than 1 dozen, 1*s.* per dozen less.
Kew Certificate, 1*s.* 3*d.* each extra.
1*s.* per dozen allowed for nickel cases if not required.



4966.

4966 With magnifying and indestructible Index, in nickel cases, each 0 3 0
4967* Ditto, "30 seconds," ditto . . . . . „ 0 4 0

The above in quantities of not less than 1 dozen, 1*s.* per dozen less.
Kew Certificates, 1*s.* 3*d.* each extra.
1*s.* per dozen allowed for nickel cases if not required.

* The items marked thus * are not illustrated.

No. **Instruments for General Diagnosis,** *continued*,— £ *s.* *d.*

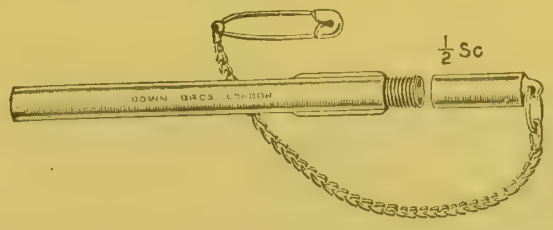

4968.

Thermometers, Clinical, *continued*,—

4968 **Nurses' Clinical Thermometer,** with chain and safety-pin attached to the cases; these can be swung round in order to bring down the index by centrifugal force . . each 0 1 6

In quantities of not less than 1 dozen, 1*s.* per dozen less.

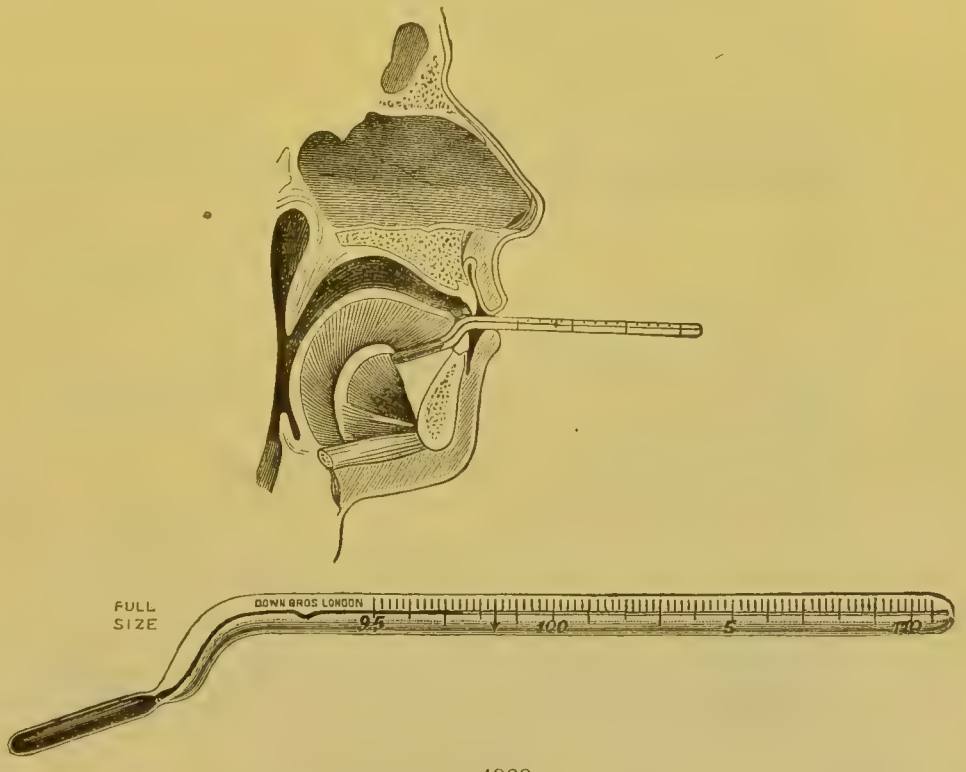

4969.

4969 **Vernon's Patent Clinical Thermometers,** for use under tongue, with indestructible Index; in nickel cases . each 0 3 6

4970* Ditto, ditto, "30-Seconds," in nickel cases . . . „ 0 4 0

Any of the above in quantities of not less than 1 dozen, 1*s.* per dozen less.

Kew Certificates, 1*s.* 3*d.* each extra.

12*s.* per dozen allowed for nickel cases if not required.

Extract from the "Lancet," May 28, 1898.

In taking a patient's temperature difficulty is sometimes experienced in making the patient place the thermometer in the right position in the mouth and also in its retention there. These difficulties are greatly reduced by using a thermometer which

* The items marked thus * are not illustrated.

No.

Instruments for General Diagnosis, *continued*,—

Thermometers, Clinical, *continued*,—

has been made for me by Messrs. Down Bros. It has a double bend in it, for which the following advantages are claimed: (1) that it is more comfortable to the patient; (2) that it naturally falls into a better position in the mouth; (3) that it is more easily retained in position; (4) that the tongue can lie right down on the bulb and there is no space left in the floor of the mouth for saliva to collect; (5) that the temperature is taken in a shorter time and is more accurate, as the bulb is thoroughly covered by the tongue and is in complete contact with the mucous membrane of the tongue and mouth. It does not lie in a pool of saliva or in such a position that the air can pass freely over it. In order to demonstrate these qualities it is only necessary to place first the wrong end of the thermometer in one's own mouth and then the bulb end, when at once the great difference will be appreciated.

A. HEYGATE VERNON, F.R.C.S. Eng.

Boscombe, Bournemouth.



4974.

		£	s.	d.
	Cases for Clinical Thermometers (1*d.* deducted for nickel cases if not required),—			
4971*	Leather, as used at Guy's, to hold 4, each, 3*s.* 6*d.*; to hold 6 .	0	4	9
4972*	Silver, stout, hall-marked, with sexagon centre to prevent rolling, and spring top . . . . . each	0	3	9
4973*	Ditto, ditto, with ring to hang on watch chain . . „	0	4	0
4974	Ditto, ditto, with metal clip to hold on watch pocket . „	0	4	6

N.B.—The clip can be supplied separately to fit to any metal case, price 9*d.*

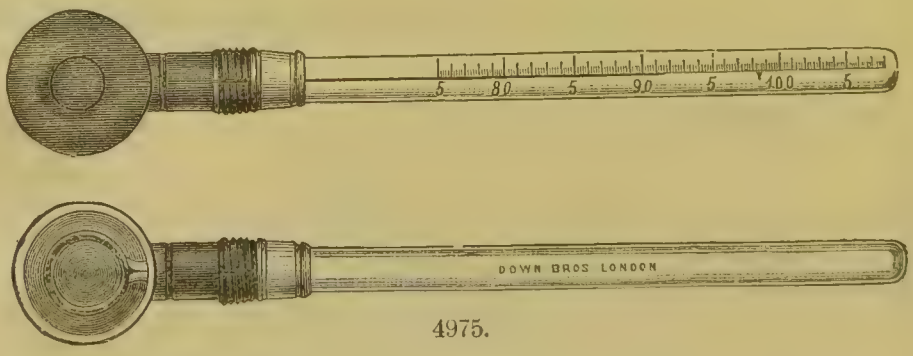

4975.

Surface Thermometers,—

4975	Horizontal Stem, with ring or coiled bulbs . . . each	0	15	6
4976*	Vertical Stem, ditto . . . . . „	0	15	6

If with Magnifying Index, 3*s.* each extra.

Kew Certificates, 1*s.* 3*d.* each extra.

* The items marked thus * are not illustrated.

No. **Instruments for General Diagnosis,** *continued*,—

£ s. d.

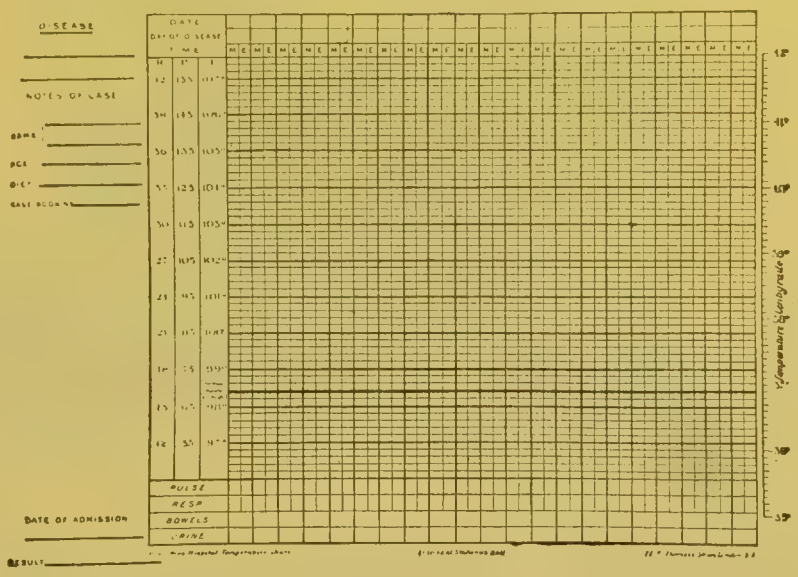

4977.

Temperature Charts,—

4977 Down Bros.' "Hospital," Registered . . . per 100 0 2 0

Not less than 1,000, per thousand, 18*s*.

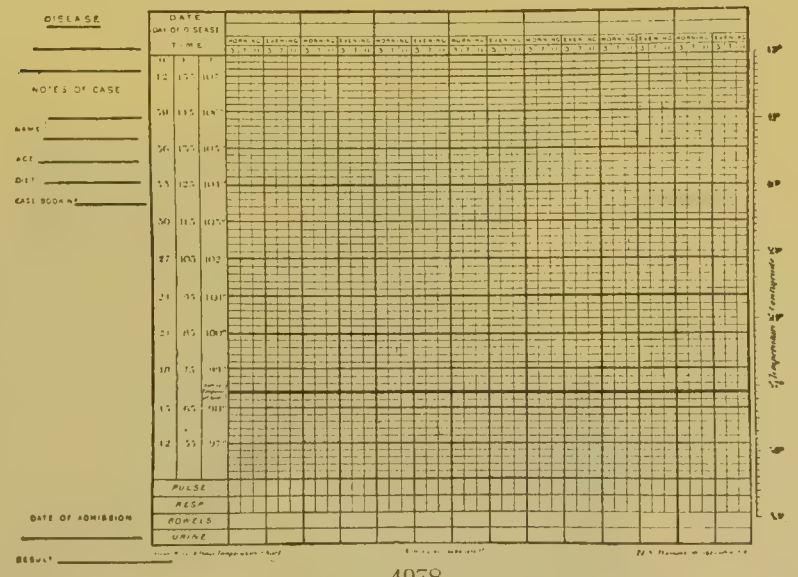

4978.

4978 Down Bros.' "4-Hour," Registered . . . . per 100 0 2 2

Not less than 1,000, per thousand, 19*s*. 6*d*.

4979* Haydon's Registered, 2 sizes . per 100, small, 2*s* 6*d*.; large 0 3 0

Cases (leather cornered) for hanging Down's Registered Charts, per doz, 10*s*
Japanned Tin Cases for ditto, per dozen, £1 2*s*. 6*d*. (see page 1355).

Weighing Machines (*see pages* 1288-1389),—

* The items marked thus * are not illustrated.

No.

X-Ray Apparatus.



4980.

£ s. d.

4980 **Induction Coil,** patent jointless section; the secondary winding is subdivided into from 700 to 1200 separate single sections, wound over an ebonite tube, which contains the primary winding. This is the best kind of coil at present known.

10-in., £28; 12-in., £32; 15-in. 45 0 0

The jointless section coils described above are for use with a mercury motor or electrolytic break. A platinum break can be fitted to the 10 and 12-inch coils in addition at an extra cost of £3.

The 12-inch Coil is the one most generally selected.



4981.

4981 Induction Coil, patent jointless section as described above, but fitted in oak or teak box.

If fitted with platinum break	. .	10-in., £31; 12-in.	35	0 0
If without platinum break	. .	10-in., £28; 12-in.	32	0 0
15-in. without platinum break	. . . . .		45	0 0

No. **X-Ray Apparatus,** *continued*,—



4982

No.		£	s.	d.
4982	**Accumulators,** 8-volt for 10 and 12-in. Coils, 35 ampère hours' capacity, each	4	15	0
	Ditto, ditto, for 15 and 18-in. Coils, 50 ampère hours' capacity, each	5	15	0
	Two or three of these Accumulators are necessary. They are not sent out charged, unless specially ordered. Full directions for charging accompany each instrument.			
	Connecting Wires for Accumulators for 10 and 12-in. Coils, 3 yds. long . . . . . per pair	0	5	0
	Ditto, ditto, for 15-in. Coils . . . . . „	0	7	6
4983*	Resistance, for regulating the current . . . each	0	17	6
4984*	Lamp Resistance for use when charging Accumulators from Continuous Current Main Supply	1	10	0
4985*	**Voltmeter and Ammeter,** improved form, mounted together on board	5	15	0
4986*	**Fluorescent Screens,** doubly coated with barium platino-cyanide, best English make, each 10 × 7-in., 40*s.*; 12 × 9-in., 60*s.*; 15 × 11-in.	4	10	0
4987*	Ditto, fitted with metal shields to protect the hands of operator, ... extra	0	15	0
4988	**Wooden Fluoroscopes,** for use with Screens in daylight, each, 10 × 7in., 25*s.*; 12 × 9-in., 30*s.*; 15 × 11-in.	1	15	0

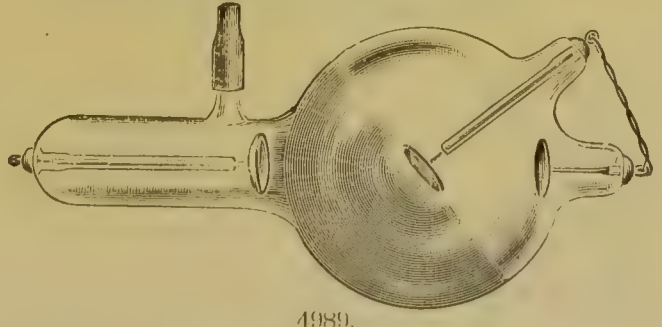

4989.

4989	**Vacuum Tubes,** for 10 and 12-in. Coils . . . . . each	0	18	6
	Ditto, for 15-in. Coils . . . . . „	1	2	6

* The items marked thus * are not illustrated.

No.

X-Ray Apparatus, *continued*,—

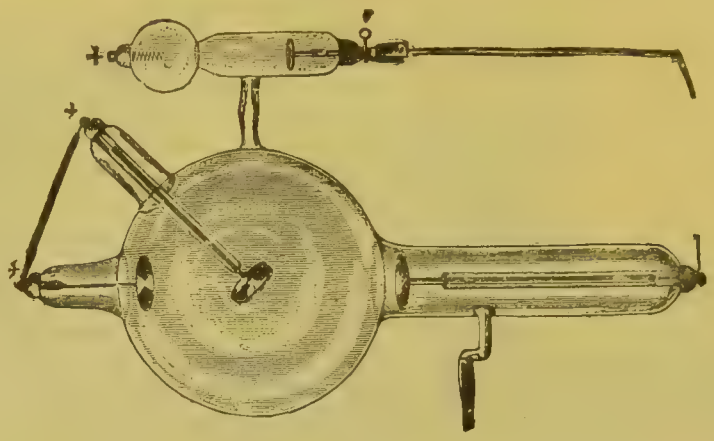

4990.

Vacuum Tubes, *continued*,— £ s. d

4990 Regulating Tube, fitted with heavy anode, which does not heat so rapidly when used with high current, especially useful with Mackenzie-Davidson or Electrolytic Break . . each 2 15 0

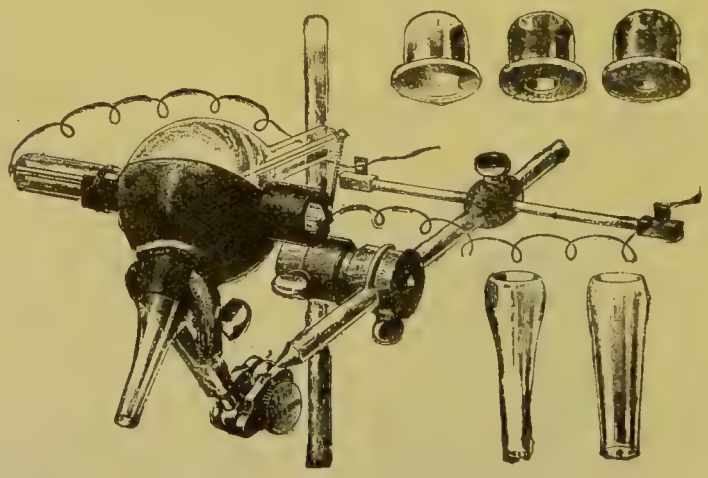

1991.

4991 **X-Ray Shield,** for protection of operator and patient, small size . . . . . each 1 15 0

Ditto, for heavy anode Regulating Tube . . . each 2 2 0

Arm with ball and socket joint and claw, as shown in illustration (this will fit to almost any tube-holder) . . each 0 15 0

Connecting Wire for the Vacuum Tubes . . per doz. yds. 0 4 0

Ditto, covered for hot climates . . . „ 0 6 0

4992* Stands for Vacuum Tubes on heavy base to stretch over bed . 3 3 0

4993* Motor Mercury Jet Interrupter, for any voltage up to 100 . 10 10 0

Ditto, for voltages from 100 to 250 . . . . . 11 11 0

4994* Wehnelt's Electrolytic Interrupter 4 15 0

* The items marked thus * are not illustrated.

No.

X-Ray Apparatus, *continued,*—



4995.

	X-Ray Apparatus, *continued,*—	£	*s.*	*d.*
995	Mackenzie Davidson's Patent Motor Mercury Break, 12 volt, each	6	16	6

6 lbs. of Mercury for above, say £1 1*s.*

If required to work with higher voltage, must be wound specially at extra charge of about £1 1*s.*



4996.

4996	**Rheostat with Shunt Circuit,** to enable *continuous* current from main to be used for working X-Ray Induction Coil, with multiple contact switch for varying the voltage, and sliding contact for regulating the ampèrage. Complete as illustrated for circuits of about 100 volts, £13 15*s.*; for circuits of about 200 volts	14	15	0
4997*	**Couch,** with adjustable head-rest, for use with tube above patient	4	4	0
4998*	Ditto, Shenton's, for use with tube below patient (the tube may be enclosed in box, or placed on slide under couch, and can be moved vertically or horizontally) . . .	10	10	0

* The items marked thus * are not illustrated.

No

X-Ray Apparatus *continued*,—

	£	s.	d.	£	s.	d.
No. 1 Outfit,—						
Induction Coil	28	0	0			
Platinum Break	3	0	0			
For more accurate photographic work, the Mackenzie Davidson Mercury Break is preferable.						
2 Accumulators, each 95*s.*	9	10	0			
Pair Connecting Wires	0	5	0			
Resistance for regulating current	0	17	6			
Fluorescent Screen, 12 × 9	3	0	0			
Fluoroscope	1	10	0			
2 Vacuum Tubes, each 18*s.* 6*d.*	1	17	0			
12 yards Wire for Tubes	0	4	0			
Stand for holding Tubes	3	3	0			
				51	6	6
No. 2 Outfit, arranged for use in connection with a Constant Current Main Supply (100 volt),—						
Induction Coil, 10-in.	28	0	0			
Platinum Break	3	0	0			
For more accurate photographic work, the Mackenzie Davidson Mercury Break is preferable.						
Rheostat, with Shunt Circuit (for 100 volt current)	13	15	0			
Pair Conducting Wires	0	5	0			
Fluorescent Screen, 12 × 9 in.	3	0	0			
Fluoroscope	1	10	0			
2 Vacuum Tubes, each 18*s.* 6*d.*	1	17	0			
12 yards Wire for Tubes	0	4	0			
Stand for holding Tubes	3	3	0			
				54	14	0

Photographic Outfit,—

	s.	*d.*	£	s.	d.
1 doz. Lumière X-Ray Plates, 12 × 10	20	0			
2 doz. ditto, ditto, 8½ × 6½, at 8*s.* 6*d.* doz.	17	0			
2 lbs. Sodium Sulphite	1	0			
1 bot. Toning and Fixing Solution	1	8			
1 oz. Amidol	2	0			
7 1-lb. pkts. Hyposulphite	1	2			
1 pkt. P.O.P., 12 × 10	2	0			
3 pkts. P.O.P., 8½ × 6½, at 1*s.* each	3	0			
1 Printing Frame, 12 × 10	2	9			
2 ditto, 8½ × 6½, at 1*s.* 2*d.* each	2	4			
2 Developing Dishes, 12 × 10, at 2*s.* 3*d.* each	4	6			
2 ditto, ditto, 8½ × 6½, at 1*s.* 2*d.* each	2	4			
12 12 × 10 Light-tight Bags, at 6*s.* doz.	6	0			
12 8½ × 6½ ditto, at 2*s.* doz.	2	0			
100 8½ × 6½ Negative Bags	1	0			
50 12 × 10 Negative Bags	2	0			
1 Red Lantern for Oil	6	9			
			3	17	6

It is recommended to have a much larger photographic outfit; the above is only intended for preliminary work, or as a basis of calculation.

No.

Apparatus for "Light" Treatment.

		£	s.	d.
4999*	**Finsen Reyn Arc Lamp** . . . . . each	30	0	0

For use in connection with current direct from main; if Continuous Current, a Rheostat is necessary; if for Alternating Current, a Rectifier is necessary.

When ordering, state voltage of Current, and whether Continuous or Alternating.

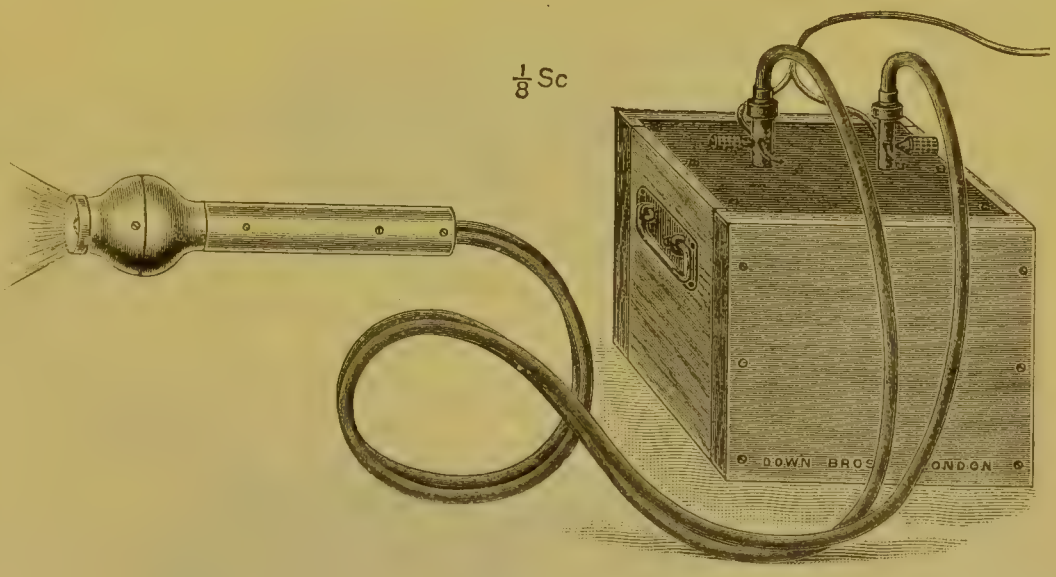

5000.

5000	**Ultra Violet Lamp,** St. Bartholomew's Hospital pattern, for treatment of skin diseases (used in connection with X-Ray Induction Coil)	10	10	0
5001*	Step-up Transformer, to work the Lamp instead of an Induction Coil (when an *alternating* current is available) . . .	6	10	0

Electric Light Baths. Particulars on application.

* The items marked thus * are not illustrated.

No.

Urine-Testing Apparatus.

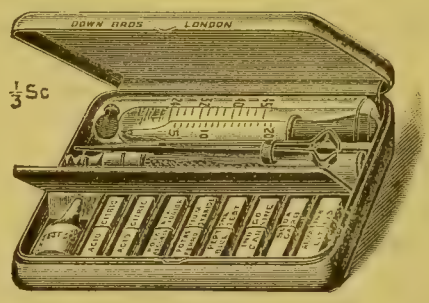

5002.

		£	s.	d.
5002	**Oliver's Test Case,** nickel plated. Containing packet each Mercuric and Ferrocyanic Test Papers for Albumen (for qualitative or quantitative use); packet Indigo Carmine Test Papers for Sugar (qualitative or quantitative); Peptone Bile Test Papers (qualitative); Acidity Test Papers (quantitative); also Standard Opacity, Specific Gravity Bulb, 2 Graduated Tubes, Pipette, and Forceps, each, 12*s.* 6*d.*; with Spirit Lamp	0	15	6

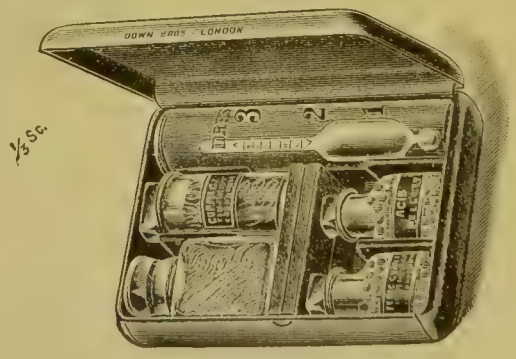

5003.

		£	s.	d.
5003	**Pavy's Test Case,** nickel plated. Containing 3 stoppered Bottles: for Pellets, Ferrocyanic (for albumen), Citric (for acidulating the urine) and Cupric (for sugar), Litmus and Turmeric Papers, Spirit Lamp, Urinometer, and Trial Glass, each, 12*s.* 6*d.*; complete, with Pellets	0	14	6

No. **Urine-Testing Apparatus,** *continued*,—

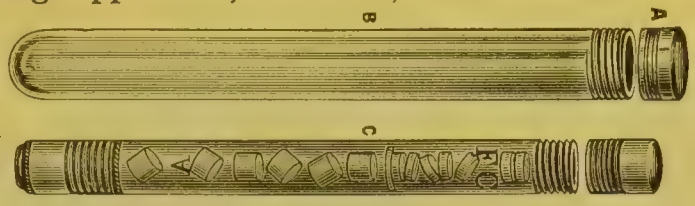

5004.

		£	s.	d.
5004	**Pavy's Test Case** for Albumen, with Pellets	0	3	0

These Pellets afford a ready, portable, reliable, and delicate clinical test for albumen. They require no spirit lamp to be employed, and supply information which can be accepted without needing the application of any other test for correction or corroboration. When albumen is present, it does not fail to be indicated by the production of a precipitate; and, on the other hand, when a precipitate is produced, albumen, as far as I yet know, is the only principle that occurs in the urine to occasion it. With these qualities, the ferrocyanic test commends itself as specially adapted for general use in medical practice.—*Lancet*, June 13, 1885.

5005*	**Prout's Cabinet.** Containing 3 capped Bottles, Spirit Lamp, Urinometer, Trial Glass, Test Tubes, Test Tube Holder, Thermometer, Pipette, and Test Papers . . . . each	1	5	6



5006.

5006	**Test Case.** Containing 4 stoppered and capped Bottles for re-agents, one of them with glass rod attached to stopper; Urinometer and Trial Glass, nest of Test Tubes, Pipette, Spirit Lamp, and Litmus and Turmeric Papers; in mahogany case	1	2	0

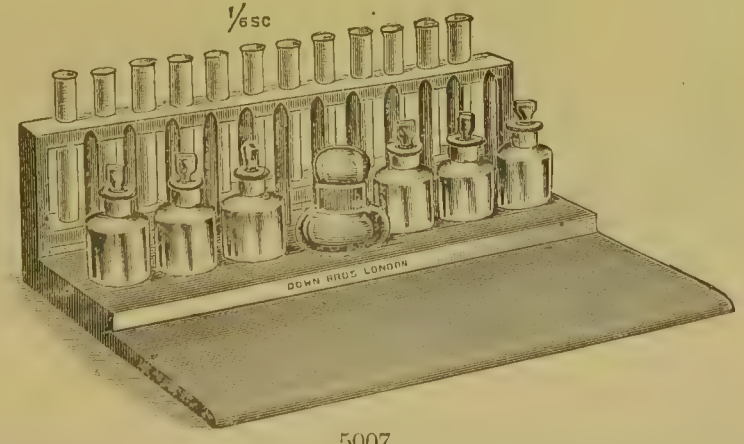

5007.

5007	**Test Stand,** hospital pattern (as made for St. Saviour's Infirmary), plain mahogany. Containing 6 stoppered Bottles, Spirit Lamp, and 12 Test Tubes, with broad slab in front to form counter for testing . . . . . each	0	11	6

Engraved labels on bottles, 6*d.* each extra.

* The items marked thus * are not illustrated.

No.

Urine-Testing Apparatus, *continued,*—

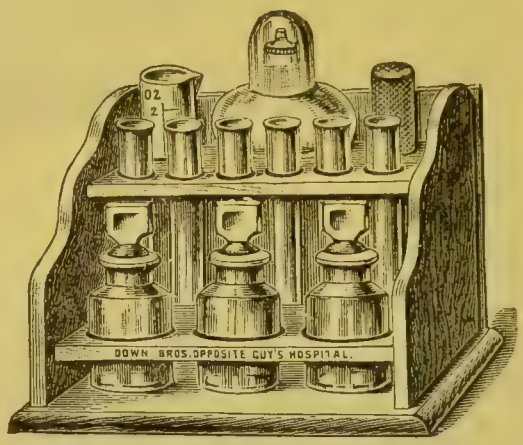

5008.

		£	s.	d.
5008	**Test Stand,** mahogany. Containing 3 stoppered Bottles, Urinometer and Trial Glass, Spirit Lamp, and 6 Test Tubes	0	12	6

Engraved labels on bottles, 6*d.* each extra.

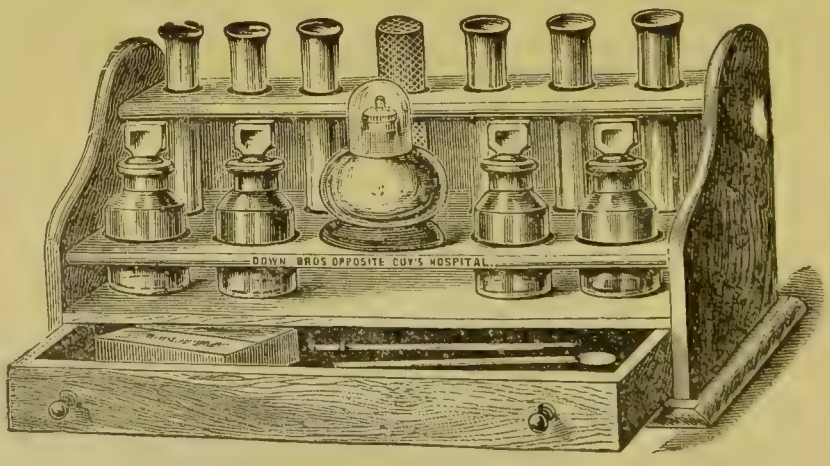

5009.

5009	**Test Stand,** mahogany. Containing 4 stoppered Bottles, Urinometer and Trial Glass, Spirit Lamp, 6 Test Tubes, Pipette, Stirring Rod, 6 Books each Litmus and Turmeric .	0	17	6

No. **Urine-Testing Apparatus,** *continued*,—



5010.

		£	*s.*	*d.*
5010	Stand as Fig. 5009, but fitted with doors in front, with lock and key, complete with fittings	1	11	6

Engraved labels on bottles, 6*d.* each extra.

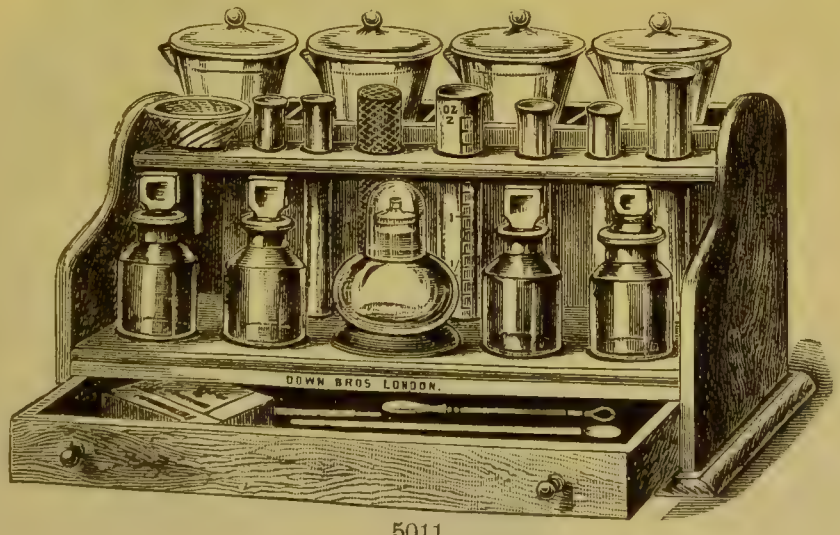

5011.

5011	**Test Stand,** mahogany (suggested by Dr. Stoker, of Dublin). Containing 4 stoppered Bottles, Urinometer and Trial Glass, 4 Conical Test Glasses with glass covers and ground feet (for writing on with lead-pencil), Spirit Lamp, Funnel, 6 Test Tubes, Test Tube Holder, Forceps for holding Test Paper, Pipette, Stirring Rod, 6 Books each Litmus and Turmeric	1	11	0

Engraved labels on bottles, 6*d.* each extra.

No. **Urine-Testing Apparatus,** *continued,*— £ s. d.



5012.

5012 **Test Stand,** mahogany. Containing 6 narrow-mouth stoppered Bottles, Chalk's Drop Bottle, Spirit Lamp, Urinometer, Trial Glass, 6 Test Tubes, Blowpipe, Platinum Foil and Wire, Test Tube Holder, Stirring Rod, Pipette, 6 Books each Litmus and Turmeric, Forceps for holding Test Papers, Microscopic Glasses and Covers, Watch Glasses, Thermometer, and Stanhope Lens 1 15 0

Engraved labels on bottles, 6*d.* each extra.



5013.

No. **Urine-Testing Apparatus,** *continued*,— £ s. d.

5013 **Test Cabinet,** mahogany, closed, the front falling down to form counter, covered with vulcanite to resist action of acids. Containing 6 narrow-mouthed stoppered Bottles, Drop Bottle, Spirit Lamp, Urinometer, Trial Glass, 8 Test Tubes, Blowpipe, platinum Foil and Wire, Test Tube Holder, Stirring Rod, Pipette, 6 books each Litmus and Turmeric, Forceps for holding Test Papers, Microscopic Slides and Covers, Watch Glasses, Thermometer, and Stanhope Lens 3 3 0

Engraved labels on Bottles, 6*d*. each extra.

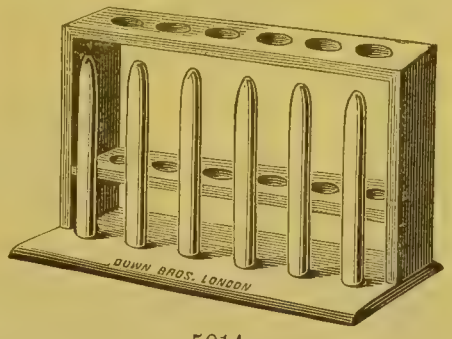

5014.

5014 **Test Tube Stands,** plain mahogany, with Pegs for drying, to hold 6 . . . . . each, 3*s*.; to hold 12 0 4 0



5015.



5016.

Albumimetres,—

5015 Esbach's, with wooden stand and cover . . . . each 0 1 9

5016 Hayward's . . . . . each 0 1 9

Solution, per 10-oz. bottle . . . . . „ 0 3 0

5017* **Beckmann's Apparatus,** for the determination of the freezing point of Urine, complete with Thermometer 3 7 6

Centrifuges (*see pages* 1113–1116).

Purinometers,—

5018* Walker-Hall's . . . . . each 1 5 0

5019* Ditto, complete with chemicals . . . . . „ 1 10 0

* The items marked thus * are not illustrated.

No.

Urine-Testing Apparatus, *continued*,—



5020.

£ s. d.

Saccharometers,—

5020 Gans' (of Carlsbad) Quantitative, with accessories . . each 0 5 6

Extracted from the "Lancet," January 16, 1892.

Dr. Edgar Gans, of Carlsbad, has recently called the attention of the Profession at Berlin to a simple instrument for the quantitative estimation of sugar in the urine, which is particularly adapted to the wants of the general practitioner, on account of its accuracy and easy manipulation. It consists of a U-shaped glass tube about six inches high, the longer leg of which is graduated, as the above sketch shows, the shorter leg terminating in a glass bulb, on the extremity of which fits a glass stopper. The sides of the bulb and of the stopper are pierced in corresponding diameters by two fine holes, so that the exit of air can be prevented by a slight turn of the latter. To use the instrument, first mix in a flask 10 c.c. of urine to be examined with 90 c.c. of clean water, and shake up with a piece of yeast about the size of a coffee bean till there are no longer fragments of yeast floating about in the vessel. Then pour 10 c.c. of this mixture into the bulb, and adjust the stopper so that the holes in the bulb and stopper coincide. Now tilt the tube to the left, so that the level of the fluid in the tube corresponds with the zero on the scale, and by a slight turn of the stopper shut off communication with the atmosphere. Leave the instrument in an ordinary room-temperature (about 65° Fahr.) for eighteen to twenty hours, and, fermentation going on, the liquid in tube will rise from the point 0 in proportion to the amount of carbonic acid given off—that is, in proportion to the amount of sugar in the urine. The instrument is so graduated that the points on the scale correspond to the percentage of sugar, so that if the fluid in the tube rises to 2·5 the percentage of sugar is 2·5. After repeated experiments, Dr. Gans found that in accuracy it almost equalled the method of polarization, while in cases of the simultaneous presence of sugar and albumen in the urine it could be used when the polarimeter could not.

L. M. SCOTT, M.A., M.B., D.P.H. Aberd.

5021* **Johnson's Apparatus** for estimating amount of Sugar in Urine 0 19 0

* The items marked thus * are not illustrated.

No.

Urine-Testing Apparatus, *continued,*—



5022.



5027.

		£	s.	d.
	Saccharometers, *continued,*—			
5022	**Pavy's Apparatus** for estimating amount of Sugar in Urine consisting of Retort Stand, Burette, Flask and Spirit Lamp, as illustrated	0	17	6
	The following are also necessary :			
	Ammoniated Cupric Test . . . . . per pint	0	3	6
	Ditto, in hermetically sealed glass tubes, containing 10 c.c. of test . . . . . per doz.	0	6	6



5023.

5023	Deliver Pipette, 10 c.c. . . . . each	0	0	8

No.	**Urine-Testing Apparatus,** *continued*,—	£	s.	d.

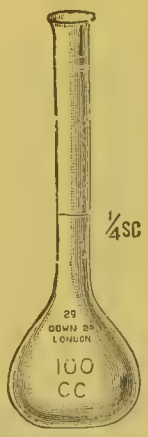

5024.

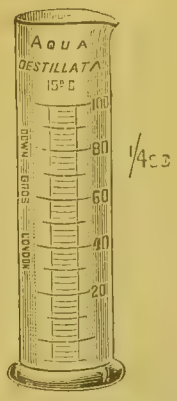

5025.



5026.

Saccharometers, *continued*,—

Pavy's Apparatus, *continued*,—

5024	Measuring Flask, 100 c.c. . . . . each	0	0	9
5025	Measures, on feet, 100 c.c. in $\frac{1}{1}$ c.c. . . . . „	0	1	0
5026	Ditto, ditto, 10 c.c. in $\frac{1}{10}$ c.c. . . . . „	0	0	10
5027	**Pavy's Apparatus Modified,** as now used at Guy's. Consisting of iron Retort Stand, Burette 20 c.c. in $\frac{1}{10}$ c.c., porcelain Evaporating Dish, and Spirit Lamp . . .	0	10	6

Segregators (*see pages* 651–655).

Ureameters,—

5028*	Appjohn's Apparatus . . . . . each	0	10	6
5029*	Gerrard's . . . . . „	0	12	6

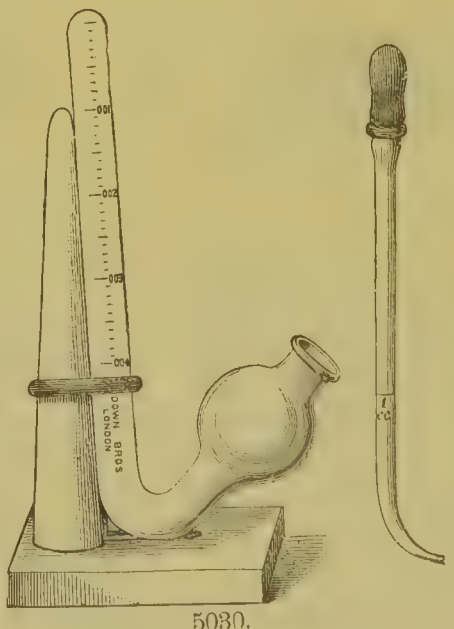

5030.

5030	Down Bros.' "G.P.," with English and Metrical Scales, each, 3*s.* 6*d.*; with mahogany Stand	0	4	6
5030*a*	Spare Pipettes . . . . . per doz.	0	4	0

* The items marked thus * are not illustrated.

No.

Urine-Testing Apparatus, *continued*,—

£ s. d.

Ureameters, *continued*,—

Reagents for use with Ureameter,—

		£	s.	d.
Hypobromite of Sodium Solution . . .	per lb. bot	0	3	0
Sodium Solution without the Bromine added . .	„	0	2	0
Capsules of Bromine (each containing 2·5 c.c.) .	per doz.	0	3	6

DESCRIPTION OF THE "G.P." UREAMETER.

With slight modifications on that usually known as Southall's, suggested by Dr. G. Newton Pitt, Physician to Guy's Hospital.

The modifications consist of lengthening the long arm of the apparatus, and of somewhat altering the shape of the short arm, so as to allow of the use of a more curved pipette; by this means the escape of any portion of the gas, which is rapidly formed, is avoided.

This form of Ureameter was originally designed by Dr. Chas. Doremus, of New York.

DIRECTIONS FOR USE.

Pour the Hypobromite Solution into the bulb of the apparatus until nearly full, then tilt the tube to allow the fluid to pass into the long arm, adding sufficient solution to rather more than fill it, then restore the apparatus to the vertical position.

Having drawn into the pipette one cubic centimetre of the urine to be tested, which should, when possible, be taken from the collected excretion of twenty-four hours, and the exact quantity of which should be noted, the pipette is passed into the apparatus, the point being passed well up the long arm; the india-rubber cap is now carefully compressed, slowly expelling the urine but none of the air in the pipette, so that all the gas which is liberated passes up the long tube. As the urine rises through the solution the urea is decomposed, nitrogen and carbonic acid being liberated, the latter is absorbed by the soda solution. The volume of the nitrogen which collects at the upper part of the tube indicates the amount of urea which was present. In cases where there is much urea, it is advisable to mix the urine with an equal amount of water before testing; the result will then be equal to twice that indicated on the scale.

The composition of the Hypobromite Solution is as follows: Sodium hydrate, 10 parts; distilled water, 25 parts; bromine, 2½ parts. This solution keeps well for about a month, and may be easily prepared in a moment, fresh and fresh as wanted, by keeping a quantity of sodium solution ready, and then adding the needful proportion of bromine. The latter should be kept in sealed glass capsules, each containing 2·5 c.c. of bromine, which may be dropped into 30 c.c. of the soda solution in a wide-mouthed stoppered bottle, and broken with a shake In this way the disagreeable odour and inconvenience of handling the bromine are avoided. The same solution may be used for testing two specimens of urine.

Metrical Scale.—Each division indicates ·001 gramme of urea in 1 c.c. of urine. The percentage of urea is obtained by multiplying the result of the test by 100. To ascertain the total amount of urea voided in twenty-four hours, multiply the result by the number of c.c. of urine passed during that period.

English Scale (suggested by Dr. F. R. Cruise, Dublin).—In this scale each division indicates one grain of urea per fluid ounce of urine. The result of the test, when multiplied by the number of ounces of urine passed in twenty-four hours, will give the total amount of urea voided during that period.

No. **Urine-Testing Apparatus,** *continued*,—

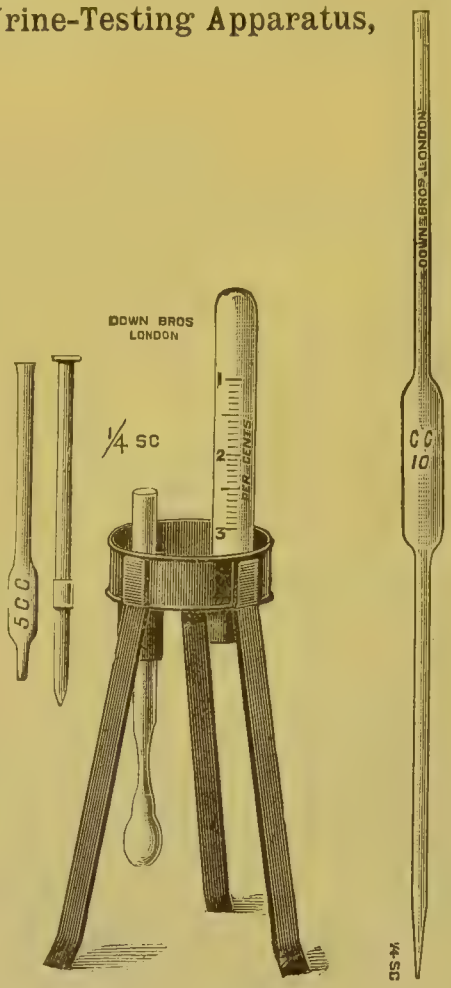

5031.



5033.



5034.

		£	s.	d.
	Ureameters, *continued*,—			
5031	Russell & West's Apparatus for estimating amount of Urea .	0	10	6
5032*	**Urine Charts,** as used at Guy's . . . . . per 100	0	4	0
	Urinometer,—			
5033	Glass, in case	0	2	0
5034	Ditto, with Test Glass, in case	0	3	3

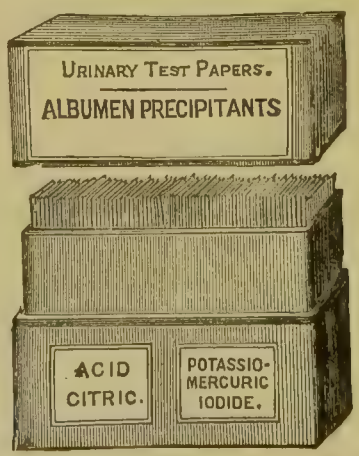

5035.

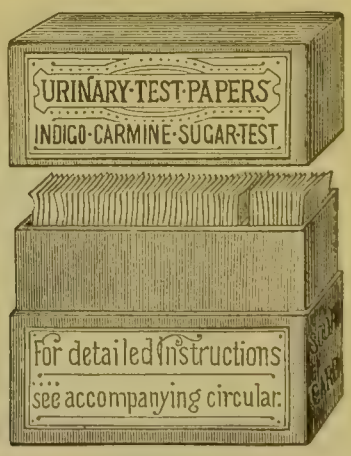

5037.

* The items marked thus * are not illustrated.

No.

Urine-Testing Apparatus, *continued*,—

£ s. d.

Dr. Oliver's Test Papers and Apparatus,—

Albumen Test Papers (available both for qualitative and quantitative estimation),—

5035 I. Potassio-Mercuric Iodide . . . per box 0 1 0

5036* II. Potassium Ferrocyanide . . . „ 0 1 0

Sugar Test Papers (available for both qualitative and quantitative estimation),—

5037 Indigo-Carmine . . . . . per box 0 1 0

5038* Peptone Bile Test Papers . . . . . „ 0 1 6

5039* Acidity Test Papers . . . . . „ 0 1 6



5040.

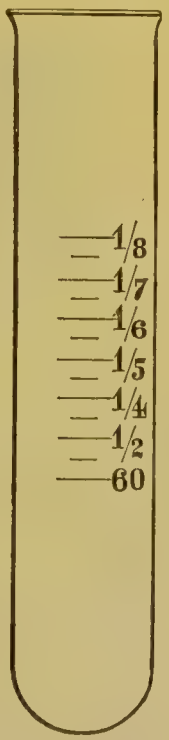

5042.

5040 Specific Gravity Tube and Bead . . . . . each 0 3 6

5041* Standard Opacities for Albumen and Bile Salts . . „ 0 0 6

5042 Graduated Albumen Tube . . . . . „ 0 1 6

* The items marked thus * are not illustrated.

No. **Urine-Testing Apparatus,** *continued,*—

£ s. d



5043.



5044

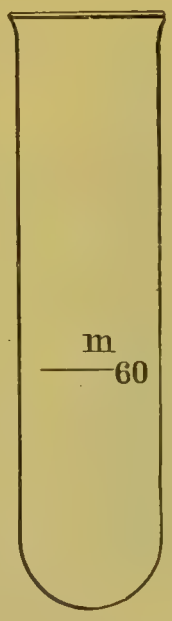

5045.

Dr. Oliver's Test Papers and Apparatus, *continued,*—

5043	Pipette	each	0	0 8
5044	Clip for Test Papers	„	0	1 0
5045	Test Tube, with 60 mm. graduation	„	0	0 6
	Oliver's Work on "Bedside Urine Testing" . . .	„	0	3 6



4294.



4295.

Accessories for Urine Testing,—

Blowpipes,—

4294	German silver	each	0	1 0
4295	Common, with curved end	„	0	0 9
4296*	With vulcanite Mouthpiece	„	0	2 0

* The items marked thus * are not illustrated.

No.

Urine-Testing Apparatus, *continued*,—

£ s. d.



5046.



5047.



5048.



5049.

Accessories for Urine Testing, *continued*,—

5046 **Drop Bottles (Chalk's)** . . . . . per doz. 0 12 0

5047 Ditto, with grooved Stoppers, per doz., ½ oz., 2*s.*; 1 oz., 2*s.* 6*d.*; 2 oz., 3*s.*; 4 oz. 0 3 6

5048 **Forceps** for holding Test Papers . . . . . each 0 0 6

5049 Ditto, cross action . . . . . „ 0 1 3

5050* **Litmus,** Blue or Red . . . . . per doz. 0 0 10

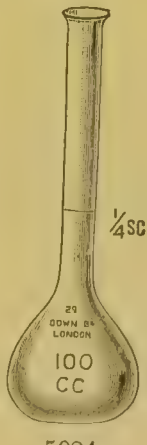

5024.

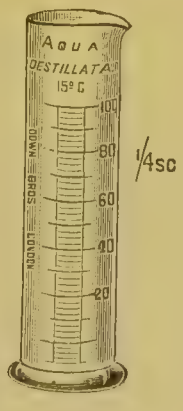

5025.



5026.

5024 **Metric Measuring Flasks** . each, 50 c.c., 8*d.*; 100 c.c. 0 0 9

5025 **Metric Measures,** 25 c.c., 50 c.c., and 100 c.c. in 1 c.c., each, 8*d.*, 10*d.* 0 1 0

5026 **Metric Measures, on Feet,** 10 c.c. in $\frac{1}{10}$ c.c. . . each 0 0 10

Ditto, ditto, 5 c.c. and 10 c.c. in $\frac{2}{10}$ c.c. . . each, 8*d.* and 0 0 9

5051* **Nitric Acid Capsules** . . . . . per doz. 0 1 0

* The items marked thus * are not illustrated.

No.		£	s.	d.
	Urine-Testing Apparatus, *continued*,—			
	Accessories for Urine Testing, *continued*,—			
	Pavy's Pellets,—			
5052*	Cupric, for Sugar Testing . . . . . per bottle	0	1	6
5053*	Ferrocyanic, for Albumen, the Ferrocyanide and Citric Acid in separate bottles . . . . . per pkt.	0	1	6



5054.

5054	**Pipettes,** straight . . . . . per doz.	0	2	0
5055*	Ditto, with india-rubber teats . . . . ,,	0	2	6
5030*a*	Ditto, curved with ditto, graduated for use with Ureameters, (*see* Fig. 5030) per doz.	0	4	0

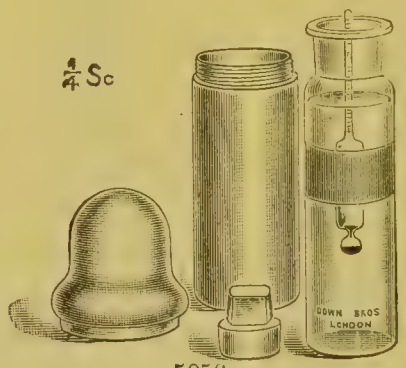

5056.

	Specimen Bottles,—			
5056	Thorp's, in boxwood cases . . . . . per doz.	1	5	0

Extract from the "Practitioner," November, 1902.

Most practitioners must have suffered at one time or another from leaking bottles containing specimens of urine, which they have been taking home to test; and many must have found strange and unwonted substances in such specimens, owing to the bottles provided by their patients having contained medicine, and being used without efficient washing. To obviate these *contretemps*, Messrs. Down Bros. have made the urine bottles designed by Dr. Carter Thorp of Ryde, one or two of which can be carried in a bag on one's rounds, and used for taking home any specimen of urine which needs to be tested. They are 2-oz. stoppered bottles, with a mouth wide enough to admit an ordinary urinometer. Each is provided with a place for writing the name of the patient and the date, and they are enclosed in boxwood cases, so that there is no danger of leakage. They have been much appreciated by patients, especially those whose urine has to be examined at regular intervals.

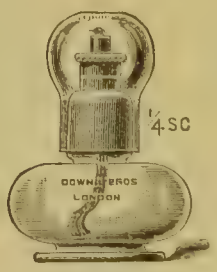

5057.

5057	**Spirit Lamps,** 2 oz., common, each, 10*d.*; best, 2 oz., 1*s.* 6*d.*; and 3 oz.	0	1	

* The items marked thus * are not illustrated

No.

Urine-Testing Apparatus, *continued*,—



5058.

Accessories for Urine-Testing, *continued*,—

			£	s.	d.
5058	Stirring Rods	per doz.	0	1	6
5059*	Thermometers, with Ivory Scales	each	0	3	9
5060*	Turmeric Books	per box	0	0	10
5061*	Watch Glasses	per doz.	0	1	6



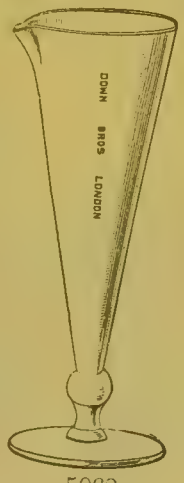

5062.

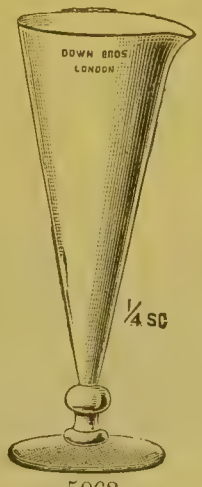

5063.

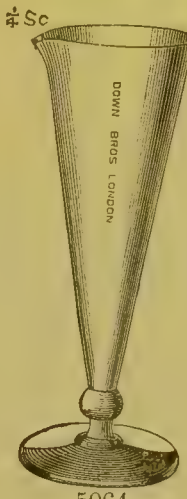

5064.

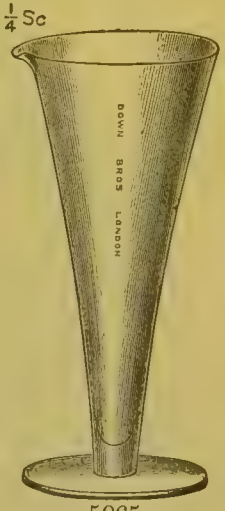

5065.

Test Glasses, on Feet,—

5062	Conical	per doz., 2-oz., 4*s.* 6*d.*; 6-oz., 5*s.*; 10-oz.	0	8	0
5063	Ditto, with half ground feet, 2-oz., 6*s.*; 6-oz., 6*s.* 6*d.*; 10-oz.		0	9	6
5064	Ditto, ditto, 6-oz., and glass Covers	per doz.	0	13	0
5065	Conical	per doz., 6-oz., 4*s.*; 10-oz.	0	6	9



5066.

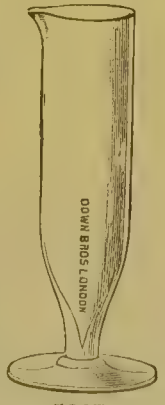

5067.



5068.

5066	Cylindrical, per doz., 2-oz. (5 × 1-in.), 3*s.* 9*d.*; 5-oz. (6½ × 1⅜-in.), 4*s.*; 8-oz. (7½ × 1⅝ in.), 4*s.* 6*d.*; 12-oz. (8 × 2-in.)		0	6	0
5067	Ditto, with conical bottom	per doz., 4-oz., 8*s.*; 6-oz.	0	10	0
5068	Ditto, with cup bottom, 5-oz.	per doz.	0	9	0

* The items marked thus * are not illustrated.

No. **Urine-Testing Apparatus,** *continued,—*

£ s. d.



5069.



5070.

5069 **Test Glasses,** Graduated . . . . . each 0 0 9
5070 Ditto, ditto, on Foot . . . . . „ 0 1 0



5072.



5075.

5071* **Test Tubes,** best English make,—

	⅜-in.	½-in.	⅝-in.	¾-in. diam.
5-in. . . . per doz.	8*d.*	9*d.*	1*s.*	1*s.* 3*d.*
6-in. . . . „	10*d.*	1*s.*	1*s.* 3*d.*	1*s.* 6*d.*

5072 Ditto, ditto, in nests of 6 . . . . . per nest 0 0 8

5073* **Test Tubes,** German make,—

	⅜-in.	½-in.	⅝-in.	¾-in. diam.
4-in. . . . per gross	—	—	5*s.*	—
5-in. . . . „	4*s.* 6*d.*	5*s.*	6*s.*	7*s.*
6-in. . . . „	5*s.* 6*d.*	6*s.*	7*s.* 6*d.*	9*s.*

5074* Ditto, ditto, in nests of 6 . . . . . per nest 0 0 6
5075 **Test Tubes, Bulbous,** 6 × ⅝-in. . . . . per doz. 0 1 6



5076.



5077.

5076 **Test Tube Holders.** . . . . . each 0 0 9
5077 Ditto, large size, cross action . . . . . „ 0 1 3

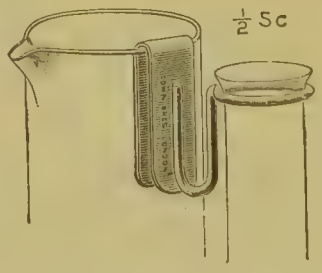

5078.

5078 **Test Tube Clips,** for attaching to the edge of Trial Glasses, per doz. 0 4 3

* The items marked thus * are not illustrated.

No.

Dislocation and Fracture Apparatus.



5079.

		£	s.	d
5079	**Set of Fracture Apparatus,** "Army Regulation." Consisting of 2 long-jointed Leg and Thigh Splints, 1 pair each Right and Left Cline's wood Leg Splints, 1 pair each Right and Left wire Leg Splints, ½ Set Potts' wood Arm Splints, 1 Set Potts' wire Arm Splints, 6 millboard Splints, 1 wire Radius Splint, 1 McIntyre's wire Splint, two ½-lb. Tins Plaster of Paris, ½-lb. Carbolic Wool, ½-lb. Carbolic Tow, 2 yds. Bavarian Flannel, 2 yds. Gutta-percha Tissue, 12 open wove Bandages, 12 Illustrated Esmarc's Triangular Bandages, 12 Straps and Buckles, 1 Old Linen Sheet, 1 Extension Apparatus, 1 Set Plaster Bandage Instruments in Case, 12 Hare-lip Pins, 2 dozen Safety Pins, 2 dozen Sewing Needles, 2 hanks Thread; in strong case with iron corners and rope handles	9	16	0
5080*	**Set of Field Fracture Apparatus,** "Army Regulation, 1900." Consisting of 1 Anvil, 1 Hammer, 16 Sheets Perforated Zinc 23 × 9 in., 6 Sheets Pasteboard, 6 Pasteboard Straight Splints, 1 Gross Rivets, 6 lbs. Plaster of Paris in ½-lb. tins, 1 Set Gypsum Instruments in Case (strong Knife, Plaster Shears, 24 Safety Pins, 25 Sewing Needles, 3 Hanks Thread), 4 Counter Extension Apparatus and 2 Bags for Sand or Shot, 2 Old Linen Sheets, 50 Open Wove Sal			

* The items marked thus * are not illustrated.

No. **Dislocation and Fracture Apparatus,** *continued,*—

Set of Field Fracture Apparatus, *continued,*—

£ s. d.

Alembroth Bandages, 50 Triangular Sal Alembroth Bandages, 1 Liston's long jointed Splint of Oak, in strong case 9 10 0



5081.

£ s. d.

5081 **Complete Set of Fracture Apparatus,** "Army Regulation." Consisting of Set of Dislocation Appliances, 2 long-jointed Leg and Thigh Splints, 1 McIntyre's Double Inclined Plane, 1 pair each Right and Left Cline's japanned tin Leg Splints, Salter's Portable Cradle and Leg Swing, 2 pairs wire Thigh Splints, wire jointed Elbow Splint, wire Radius Splint, 2 wire Forearm Splints, 2 wire Upper Arm Splints, Set of Duncan's Rattan Cane Splints, 6 millboard Splints, 1 lb. Gutta-percha Splinting, 2 yds. Bavarian Flannel, 2 lbs. Plaster of Paris, Set of Plaster Bandage Instruments in case, 1 lb. Dextrine, 4 yds. Gutta-percha Tissue, 12 open wove Bandages, 2 lbs. Carbolic Tow, 1 lb. Carbolic Wool, 12 Illustrated Esmarc's Triangular Bandages, 2 Broad Flannel Bandages, 1 Old Linen Sheet, 24 Straps and Buckles, 1 leather Arm Sling, 1 wire Arm Sling, 1 Extension Apparatus, 12 Hare-lip Pins, 2 doz. Safety Pins, 2 doz. Sewing Needles, 2 hanks Thread; in strong iron-bound case, with strong handles . . . 15 0 0

No. **Dislocation and Fracture Apparatus,** *continued*,—

		£	s.	d.
	Anklets, Wire Elastic (*see page* 1253).			
5082*	**Anvils,** Army pattern, for making Zinc Splints . . . each	0	7	6
5083*	Shaping Hammer for use with same . . . . . „	0	2	6



5084.



5085.

Arm Slings,—

Fisher's (*see page* 1183).

5084	Without Elbow, patent leather . . . . . each	0	4	6
5085	With Elbow, patent leather . . . . . „	0	7	6



5086.

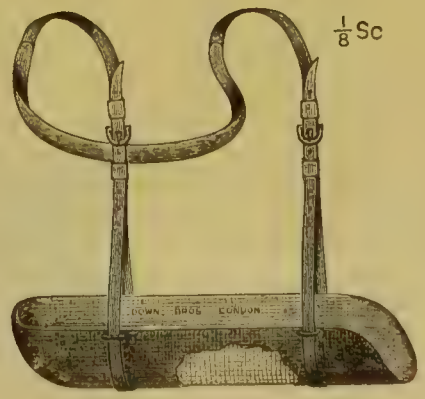

5087.

5086	Sliding, patent leather . . . . . each	0	10	0
5087	With Elbow, wire framework, covered alpaca . . . „	0	10	6
	Ditto, ditto, covered silk . . . . . „	0	12	6

* The items marked thus * are not illustrated.

No. **Dislocation and Fracture Apparatus,** *continued*,—

£ s. d.

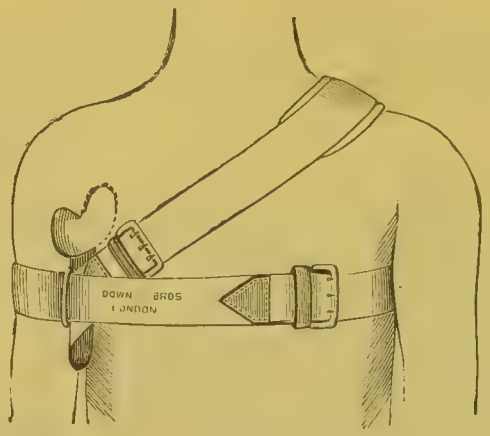

5088.

Clavicle Bandages,—

5088 Ellis's, for dislocated or fractured clavicle, in 3 sizes . each 0 16 0

5089* **Clavicle Splints,** Mouat Bigg's, in 3 sizes . . per set 0 6 9

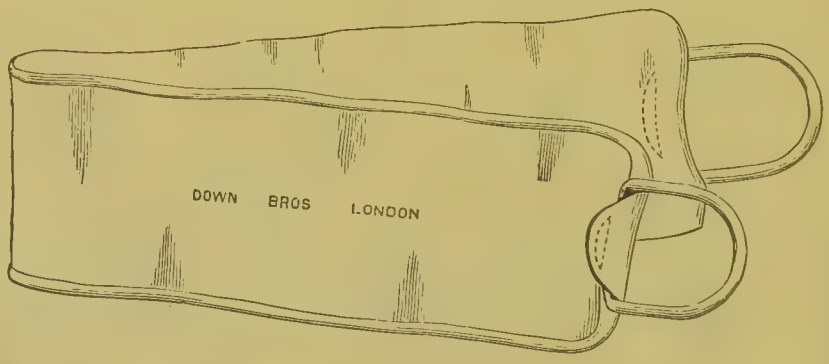

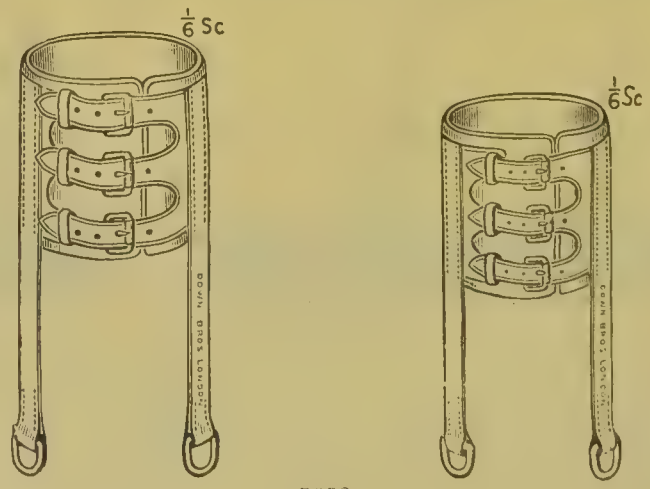

5090.

5090 **Dislocation Bandages,** strong web and leather . per set 1 4 0

* The items marked thus * are not illustrated.

No. **Dislocation and Fracture Apparatus,** *continued*,—

£ *s.* *d.*

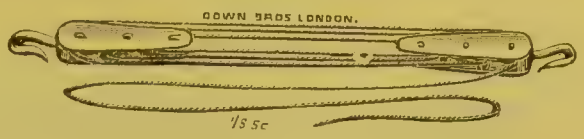

5091.

5091 **Dislocation Pulleys** . . . . . per set 0 15 0



5092.

5092 **Foot Slings,** patent leather . . . . . each 0 8 6

Knee Caps, etc. (*see pages* 1216–1217).

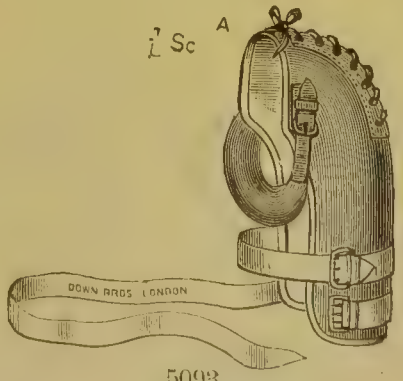

5093.

5093 **Shoulder Caps,** leather, for dislocated shoulder (3 sizes, each right and left kept in stock), each 0 15 0

Measurements required: circumference under axilla and over shoulder at A. State whether right or left.

Strohmeyer's Cushion (*see page* 1189).

No. **Dislocation and Fracture Apparatus,** *continued*,—

£ s. d.



5094.

Bed Cradles and Frames,—

5094 Bloxam's . . . . . each 1 9 0

5095* Ditto, fitted with Neville's Splint and Straps complete . . 2 1 0

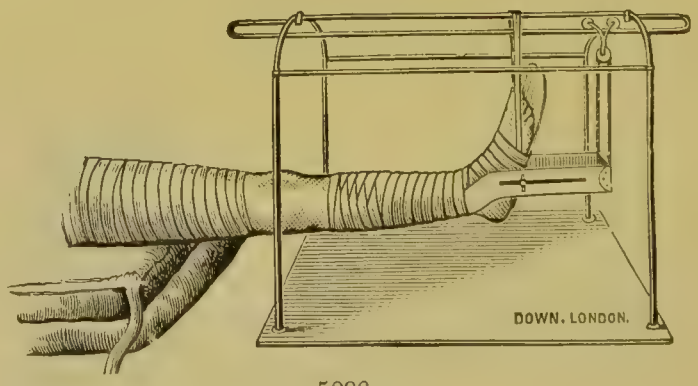

5096.

5096 Guy's Model, with solid base, exclusive of the Splint . each 1 5 0

The illustration shows the cradle in use with Mr. Howse's Splint for excision of knee.

* The items marked thus * are not illustrated

No.

Dislocation and Fracture Apparatus, *continued*,—

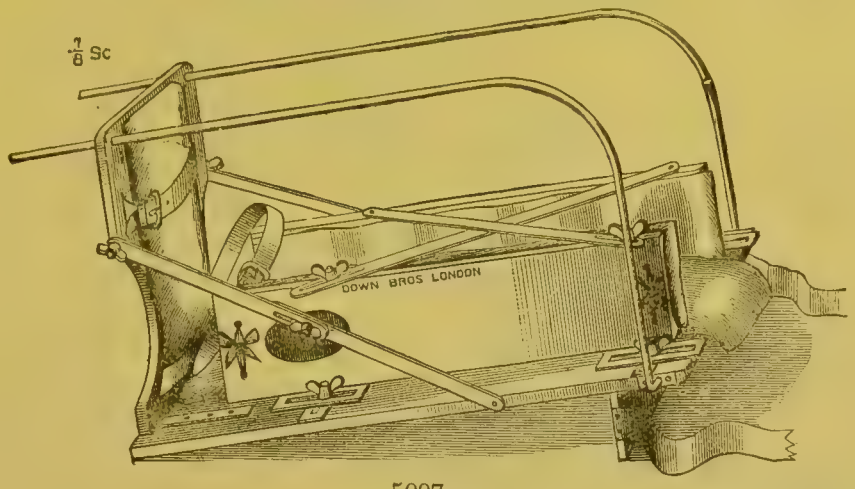

5097.

Bed Cradles and Frames, *continued*,—

		£	s.	d.
5097	Kemm's Fracture Apparatus, each, £2 7*s.* 6*d.*; complete in box	2	15	0

A new fracture apparatus has been designed by Mr. F. St. John Kemm, of Worle, Weston-super-Mare, with a view to furnish medical practitioners with every requisite for treating any fracture of the leg or foot in an easily portable form and at small cost. It consists of a back splint into which a foot-piece can be fitted so as to suit the different lengths of limb at any desired angle, and two side splints. The latter are attached to the back splint by travelling screws in such a manner as to admit of any required degree of approximation at either end, and are therefore capable of accurate adjustment to the different diameters of the leg. The same arrangement permits of their being altered at will, as swelling takes place or diminishes, or for the application of dressings, etc., without disturbance of the fracture. A rectangular rod passes from either side of the back splint to the top of the foot-piece and forms a cradle. The advantages claimed for the apparatus are that the limb is exposed to view during the entire course of treatment, any displacement can be at once rectified, and the occurrence of gangrene, venous or arterial stasis, sloughs, inflammatory fibrosis of muscles, etc., avoided. The splint is manufactured by Messrs. Down Bros., 21, St. Thomas's Street, London, S.E.—*British Medical Journal*, February 13, 1897.



5098.

5098	Lawrence's, wire with wood supports	each	0	12	0
5099*	Ditto, with iron Splint and Straps complete . . .	„	1	4	0

* The items marked thus * are not illustrated.

No. **Dislocation and Fracture Apparatus,** *continued,*—

£ s. d.

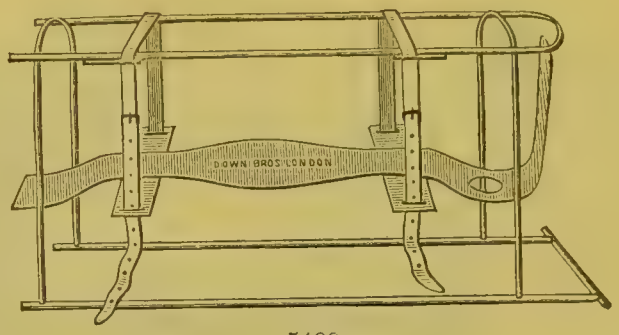

5100.

Bed Cradles and Frames, *continued,*—

5100 Lawrence's improved pattern, entirely of iron, japanned, with Splint and Straps complete . . . . . each 1 7 6

The japanned iron Cradle only . . . . . „ 0 15 6

Plain wood side-pieces are occasionally supplied with Lawrence's splints, per pair, 2*s.*; or can be used with ordinary side splints.

5101* Plain Cradle, with simple wooden Fracture Box and Straps, each 0 12 0

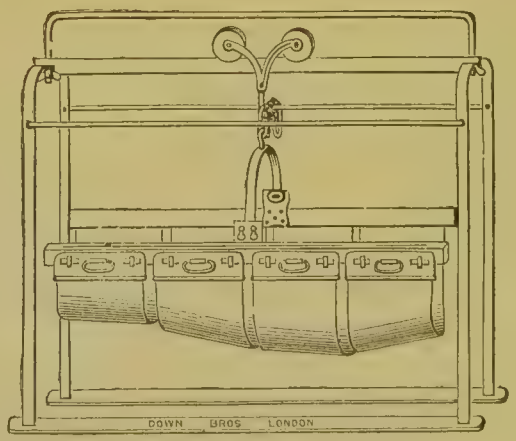

5102.

5102 Salter's, fixed . . . . . each, 13*s.*; with Swing 1 7 0

5103* Ditto, portable, to take apart . . 15*s.* 6*d.*; with Swing 1 9 6

5104* Ditto, ditto, with set of Splints, in box complete . . . 3 0 0

* The items marked thus * are not illustrated.

No.

Dislocation and Fracture Apparatus, *continued*,—

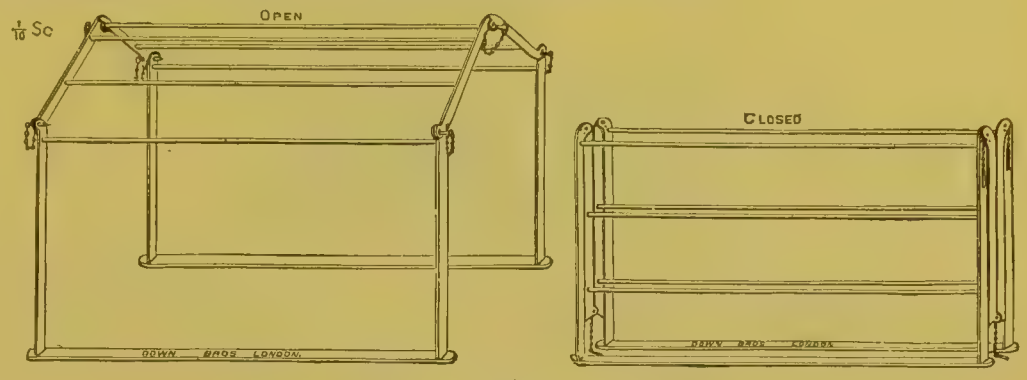

5105.

Bed Cradles and Frames, *continued*,—

		£	s.	d.
5105	Steer's portable, made in 3 sizes—18 × 18 × 15, 20 × 19½ × 16½, 22 × 21½ × 18 . . . . . each	0	15	0

The illustrations show an improved form of portable bed cradle, designed by Nurse Steer, of the Guy's Institution, who must be given credit for a very clever idea. These appliances are generally wanted in cases of emergency, and the ordinary form of bed cradle is a most inconvenient article to stow away, and difficult to convey to a patient's house. These objections appear to be entirely overcome in this new invention. The cradle is made by Down Bros., St. Thomas's Street, London, S.E. —*Guy's Hospital Gazette*, February 13, 1897.



5106.

5106	Wire, in 3 sizes . . . . . each	0	6	6
5107*	Ditto, extra large for body . . . . . „	0	7	6

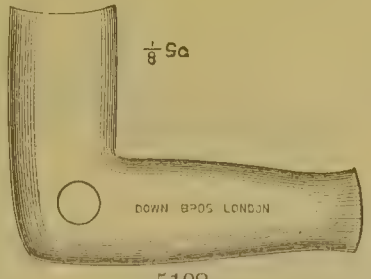

5108.

Arm Splints,—

5108	Angular, hollowed, in sets of 3 pairs . . . per set	0	12	0

With pads and straps, 1*s.* 9*d.* per pair extra.

* The items marked thus * are not illustrated.

No.

Dislocation and Fracture Apparatus, *continued*,—

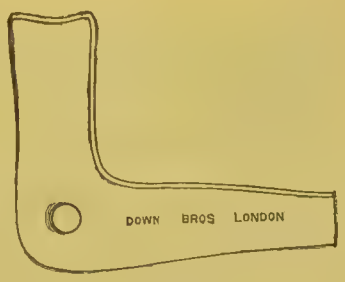

5109.



5110.

		£	s.	d.
	Arm Splints, *continued*,—			
5109	Angular, plain wood, 3 sizes . . . . . per doz.	0	8	3
5110	Ditto, ditto, for arm and hand . . . . . ,,	0	8	3
5111*	Ditto, plain millboard . . . . . ,,	0	4	6

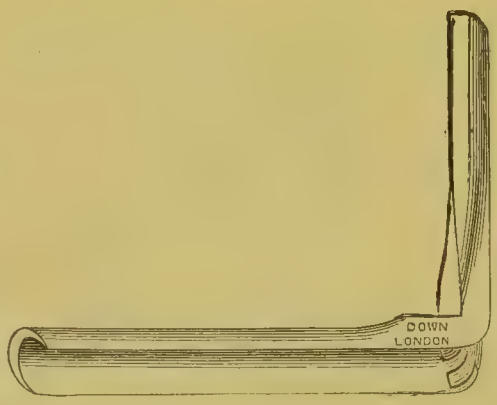

5112.



5113.

5112	Anterior, hollowed, in sets of 3 . . . . . per set	0	5	0
5113	Ditto, plain wood, 3 sizes . . . . . per doz.	0	6	6

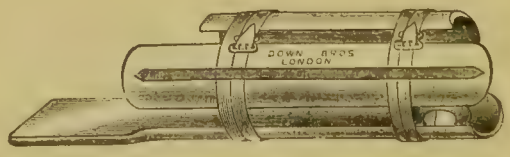

5114.

5114	Cline's, in sets of 3 "threes" . . . . . per set	0	5	0
5115*	Ditto, ditto, made in wire . . . . . ,,	0	13	6

If supplied with Pads, 4*s.* 6*d.* per complete set extra.

* The items marked thus * are not illustrated.

No. **Dislocation and Fracture Apparatus,** *continued,*—

£ *s.* *d.*



5116.

Arm Splints, *continued,*—

5116 Crimean, padded, in sets of 3 . . . . . per set 0 3 9

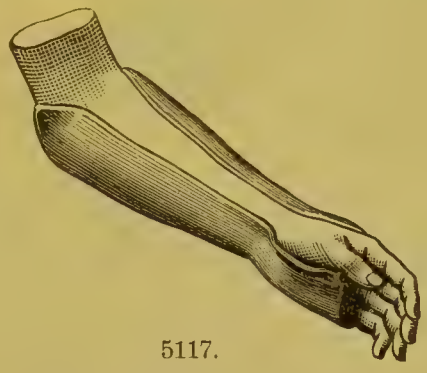

5117.

5117 Fisher's Poroplastic Felt Arm Splints, in 6 sizes, each right and left . . . . . per set of 6 pairs 1 10 0

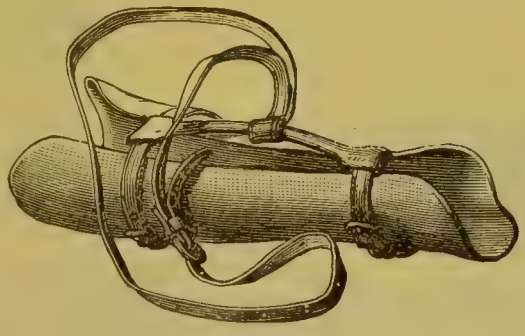

5118.

5118 Fisher's Poroplastic Felt Arm Splints, mounted as arm slings, 6 sizes, each right and left . . . . . each 0 6 9

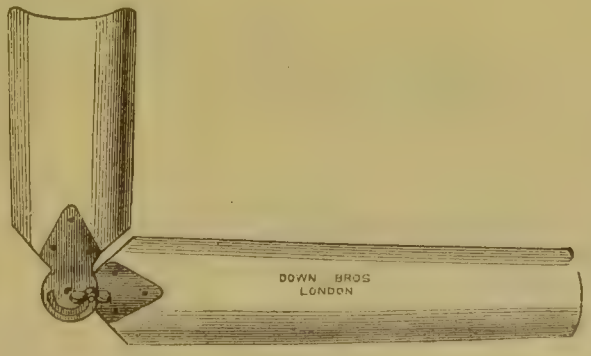

5119.

5119 Jointed wood, to fix at any angle, in sets of 3 sizes . per set 0 12 0

No. **Dislocation and Fracture Apparatus,** *continued*,— £ *s.* *d.*

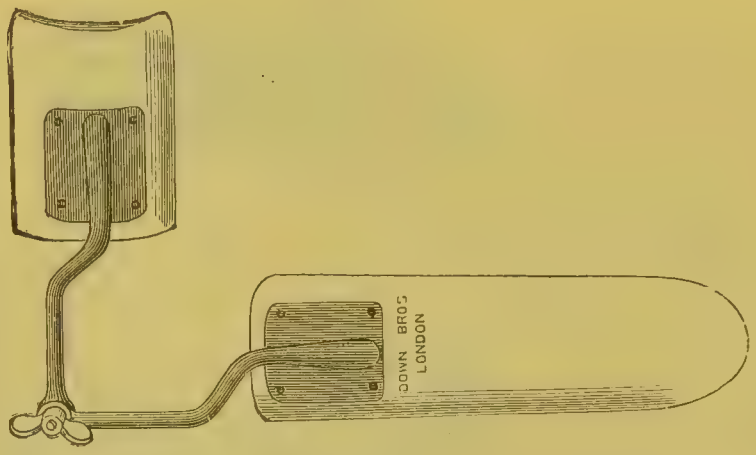

5120.

Arm Splints, *continued*,—

5120 Jointed wood, to fix at any angle, with interruption, in sets of 3 sizes . . . . . per set 0 15 0

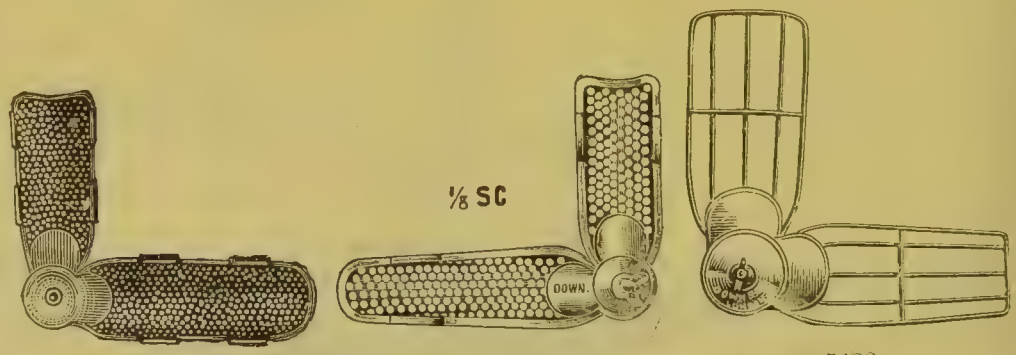

5121. 5122. 5123.

5121 Jointed perforated zinc, to fix at any angle, in 3 sizes, per pair 0 6 0
5122 Ditto, ditto, with Set Screw, in 3 sizes . . . . „ 0 7 6
5123 Ditto, wire, ditto, in 3 sizes . . . . . „ 0 8 3



5124.

5124 Lined Splints, in sets of 7 pairs, per set, 2*s.*; sets of 8 pairs, including largest 0 2 6
5125* Millboard . . . . . per set of 6 pairs 0 2 0
5126* Plain wood, in sets of 8 pairs . . . . . per set 0 2 3

Pads for above, 4*s.* per set extra.

* The items marked thus * are not illustrated.

No. **Dislocation and Fracture Apparatus,** *continued,—*

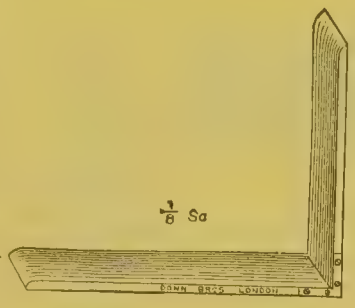

5127.



5128.



5129.

Arm Splints, *continued,—*

		£	s.	d.
5127	Posterior, plain wood, in sets of 6 . . . . . per set	0	7	0
	If fitted with set of pads and straps, 1*s.* 6*d.* per set extra.			
5128	Potts' Hollow, in sets of 8 pairs . . . . . per set	0	5	0
	If fitted with set of pads and straps, 4*s.* per set extra.			
5129	Rattan Cane . . . . . per set of 6 pairs	0	7	0
5130*	Ditto, with zinc Pockets for jointing together „ „	0	17	6
	If fitted with set of pads and straps, 3*s.* per set extra.			



5131.

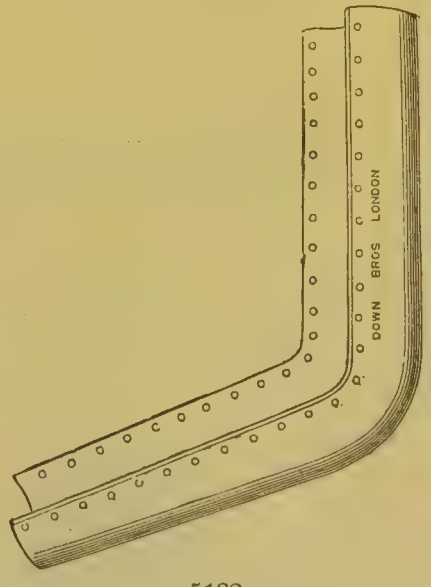

5132.

5131	Trough Splint (Mr. Robert Jones'), with interruption, japanned iron, 3 sizes . . . . . each	0	6	6
5132	Tin Trough Splints, in 3 sizes . . . . . „	0	4	6

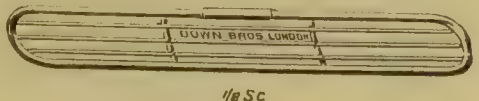

⅛ Sc

5133.

5133	Wire, straight, in sets of 6 . . . . . per set	0	9	6

* The items marked thus * are not illustrated.

No. **Dislocation and Fracture Apparatus,** *continued,*—



5134.

Arm Splints, *continued,*— £ *s.* *d.*

5134 Zinc, perforated, straight, in sets of 6 pairs . . per set 0 12 0

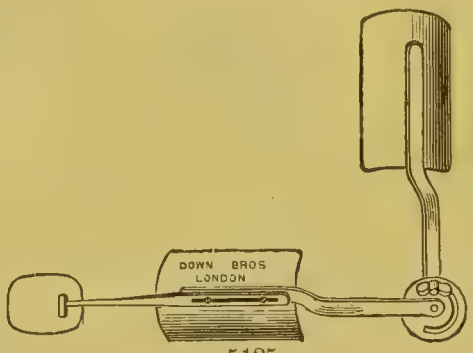

5135.



5136.

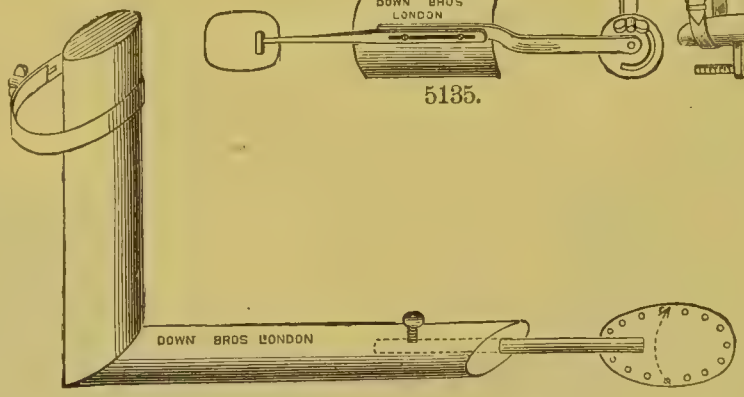

5137.

Elbow Splints,—

5135 Bryant's, for Excision, with jointed Hand-plate . . each 0 15 6
5136 Heath's, for Excision, padded . . . . . per pair 1 2 6
5137 Jacobson's, for Excision . . . . . each 0 17 6

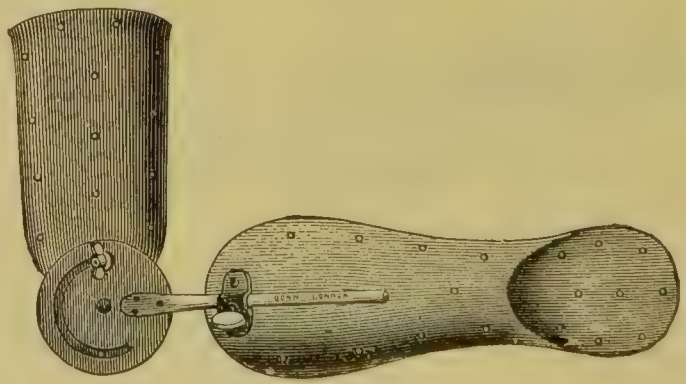

5138.

5138 Mason's, for Excision . . . . . each 0 10 6

With Pad and Straps, 1*s.* 9*d.* each extra.

Dislocation and Fracture Apparatus, *continued*,—



5139.

No.		£ s. d.
	Arm Splints, *continued*,—	
	Elbow Splints, *continued*,—	
5139	Ormsby's, for treatment of fractures about the elbow-joint (suggested by J. Ormsby, M.D., Dover), made in 3 sizes, padded ready for use . . . . . each	0 12 6

Extracted from "British Medical Journal," May 16, 1892.

The only fractures of the elbow which require special consideration are those within the joint. The splint here depicted, and which I have used for ten years, has given perfect results; and, with its use, treatment of these fractures need no longer be an opprobrium to surgery.

The following is the mode of application: The forearm is extended; the fracture reduced. Part 1 of the splint is applied to the back of the arm; part 3 is applied to the front. The straps applied and tightened. The lower extremity of part 1 extends to the lowest point of the condyles, the sides **A** and **B** support them, and the space between **A** and **B** gives room for the olecranon. Part 2 is then applied to front of forearm, the two screw pivots sprung into the holes in the wings of part 1, and secured by the nuts. It is then strapped to the forearm.

The chief features of this splint are (1) the extension of part 1 to the lowest point of the joint, thereby supporting the condyles in position; (2) the space at the back between **A** and **B** for the projection of the olecranon; (3) the application of part 2 to the front of the forearm, keeping the whole splint constantly in the same position on the limb, and allowing flexion and extension without the slighest disturbance of the fragments; (4) no extra padding or bandaging required; (5) ease and rapidity of application.

Flexion and extension are to be commenced within a week and practised fearlessly once or twice a day at first, then oftener, so as to prevent encroachment on the olecranon fossa by new bone.

The splint has been well made in three sizes by Messrs. Down Bros., who have the models. It is inexpensive, and will well repay in results for the small outlay. Should it not be at hand when the accident is seen, a straight temporary splint should be applied till it can be obtained.

No. **Dislocation and Fracture Apparatus,** *continued,*— £ *s.* *d.*



5140.

Arm Splints, *continued,*—

Elbow Splints, *continued,*—

5140 Rack, for Extension . . each, 15*s.*; with Pads and Straps 0 17 6

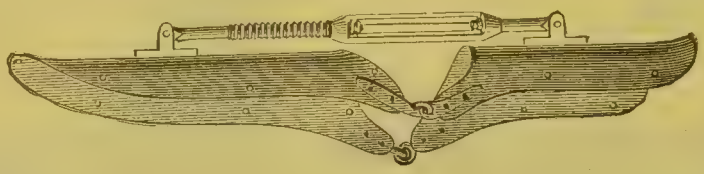

5141.

5141 Screw, for Extension, 3 sizes, each, 12*s.*; with Pads and Straps 0 14 6

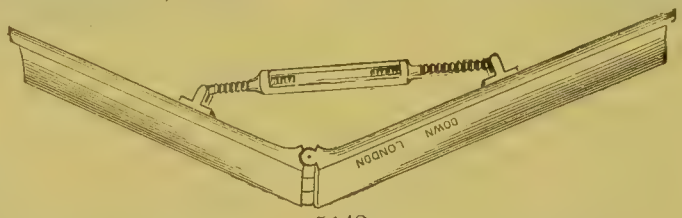

5142.

5142 Screw, for Extension, wood . . . . . each 0 8 0

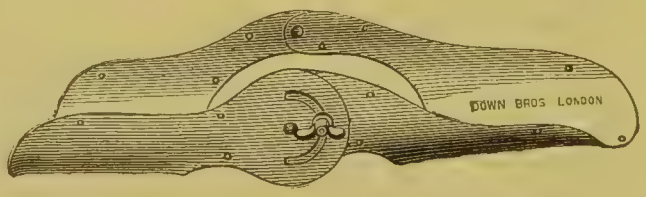

5143.

5143 Winchester's, 3 sizes . each, 7*s.* 6*d.*; with Pads and Straps 0 10 0

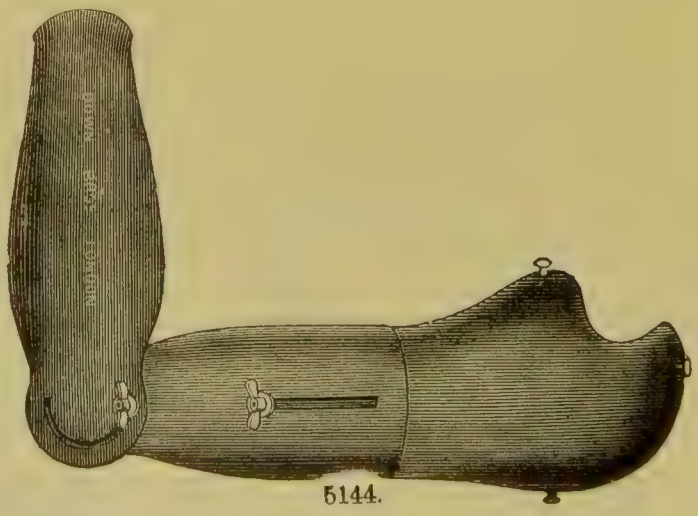

5144.

Humerus Splints,—

5144 Iron, japanned, with Slides for adjusting length . . each 0 15 0

No. **Dislocation and Fracture Apparatus,** *continued,*—

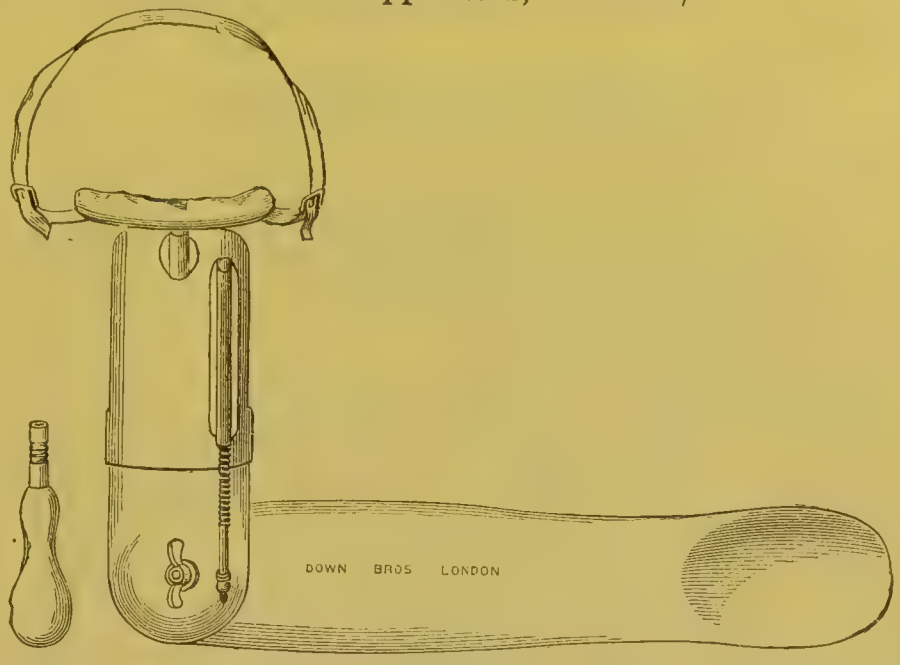

5145.

Arm Splints, *continued,*— £ *s. d.*

Humerus Splints, *continued,*—

5145 Iron, japanned, with Axilla Pad and Shoulder Strap . each 0 18 6



5146.

5146 Stromeyer's Cushion, covered with ticking, each, 4*s.* 6*d.*; covered Black 0 7 6

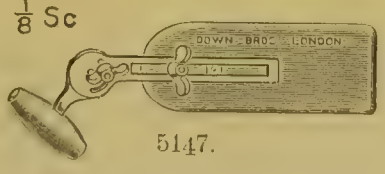

5147.

Radius Splints,—

5147 Ashe's, for Colles' fracture . . . . . . each 0 7 0

Extract from the "Medical Press," March 18, 1903.

Mr. James S. Ashe, the Adelaide Hospital, Dublin, has invented a new splint for the above fracture, for which the following advantages are claimed:—

Simplicity. It can be used for both arms. An extension movement can be obtained and any degree of adduction or abduction. It consists of two parts: (*a*) the splint proper; (*b*) the crutch.

No.

Dislocation and Fracture Apparatus, *continued*,—

Arm Splints, *continued*,—

£ s. d.

Radius Splints, *continued*,—

The Splint Proper is a piece of wood about 5 ins. by 3 ins. by ¼ in., with a screw at one end which allows the crutch to be racked out to any degree according to the size of the arm, etc.; and there fixed.

The Crutch is T-shaped, and is composed of metal, the cross-piece, being wood, is the part held by the hand, the limb has a cut-out groove in it, which slides up and down on the screw of the splint proper, another screw allowing it to be fixed at any angle. The accompanying illustration explains the working fully. Messrs. Down Bros., Limited, London, are the makers.



5148.

5148 Carr's, in sets of 3 pairs, each right and left . . per set 0 9 0

If fitted with Pads and Straps, 4s. per set extra.

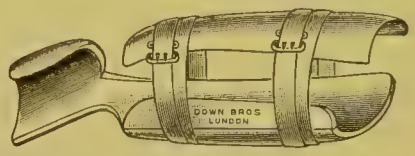

5149.

5149 Gordon's, per pair, right and left 0 7 6



5150.

5150 Iron, japanned, with movable Hand-piece, for Colles' fracture, as used at Guy's . . . . . each 0 5 6

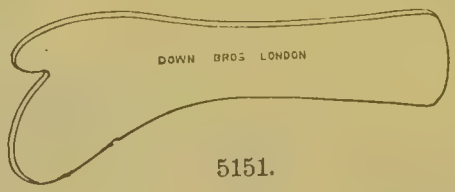

5151.

5151 Nèlaton's, with Thumb-pieces, 3 sizes . . . per doz. 0 8 0

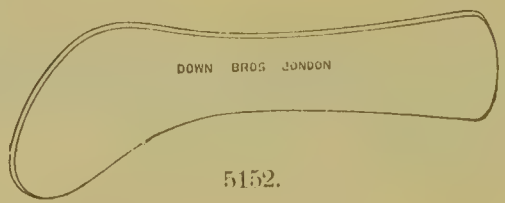

5152.

5152 Ditto, without Thumb-pieces, 3 sizes . . . per doz. 0 7 0



5153. 1/8 Sc

No.	Dislocation and Fracture Apparatus, *continued*,—	£	s.	d.
	Arm Splints, *continued*,—			
	Radius Splints, *continued*,—			
5153	Lister's, for Excision of Wrist, 3 sizes—13, 14½, and 16-in., each	0	3	0



5154.



5155.

	Hand Splints,—			
5154	Hawkins', in 3 sizes . . . . . per pair	0	5	6
5155	Pemberton's, in 3 sizes . . . . . „	0	5	0

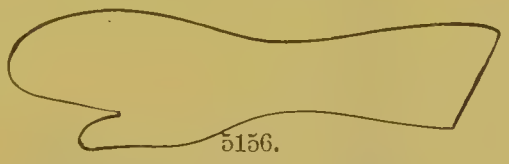

5156.

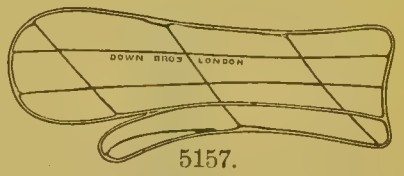

5157.

5156	Plain wood, 3 sizes . . . . . per doz.	0	8	0
5157	Wire, 3 sizes . . . . . „	1	18	0



5158.



5159.



5161.

	Finger Splints,—			
5158	Perforated zinc . . . . . per set of 5 pairs	0	4	6
5159	Guy's pattern, tin, in 3 sizes . . . . . per doz.	0	3	3
	Ditto, aluminium . . . . . „	0	6	6
5160*	Ditto, for thumbs, tin . . . . . „	0	5	0
	Ditto, ditto, aluminium . . . . . „	0	8	0
5161	Wood, hollowed . . . . . „	0	3	3

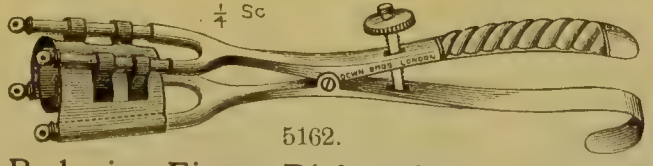

5162.

5162	**Forceps for Reducing Finger Dislocations, nickel plated** (as used at St. Thomas's Hospital) . . . . each	1	2	0
5163*	**Iron Splints, black japanned,**— Westminster Hospital Pattern, bendable, 6 sizes, 7 to 17 in. per set	0	3	9
	Ditto, padded and covered jaconet . . . . „	0	12	9
	Tin Splints, for insertion in Plaster,—			
5164*	Evelina Hospital Pattern, 6 lengths, 6 to 16 in., 1 in wide „	0	2	9

* The items marked thus * are not illustrated.

No.

Dislocation and Fracture Apparatus, *continued*,—

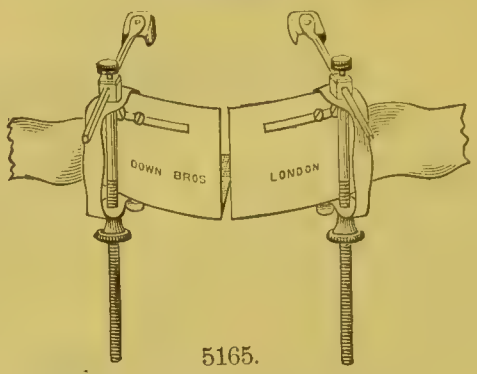

5165.

Jaw Splints (*see also page* 1209),— £ *s.* *d.*

5165 Moon's, padded and fitted with Straps and Buckles . . each 2 2 0

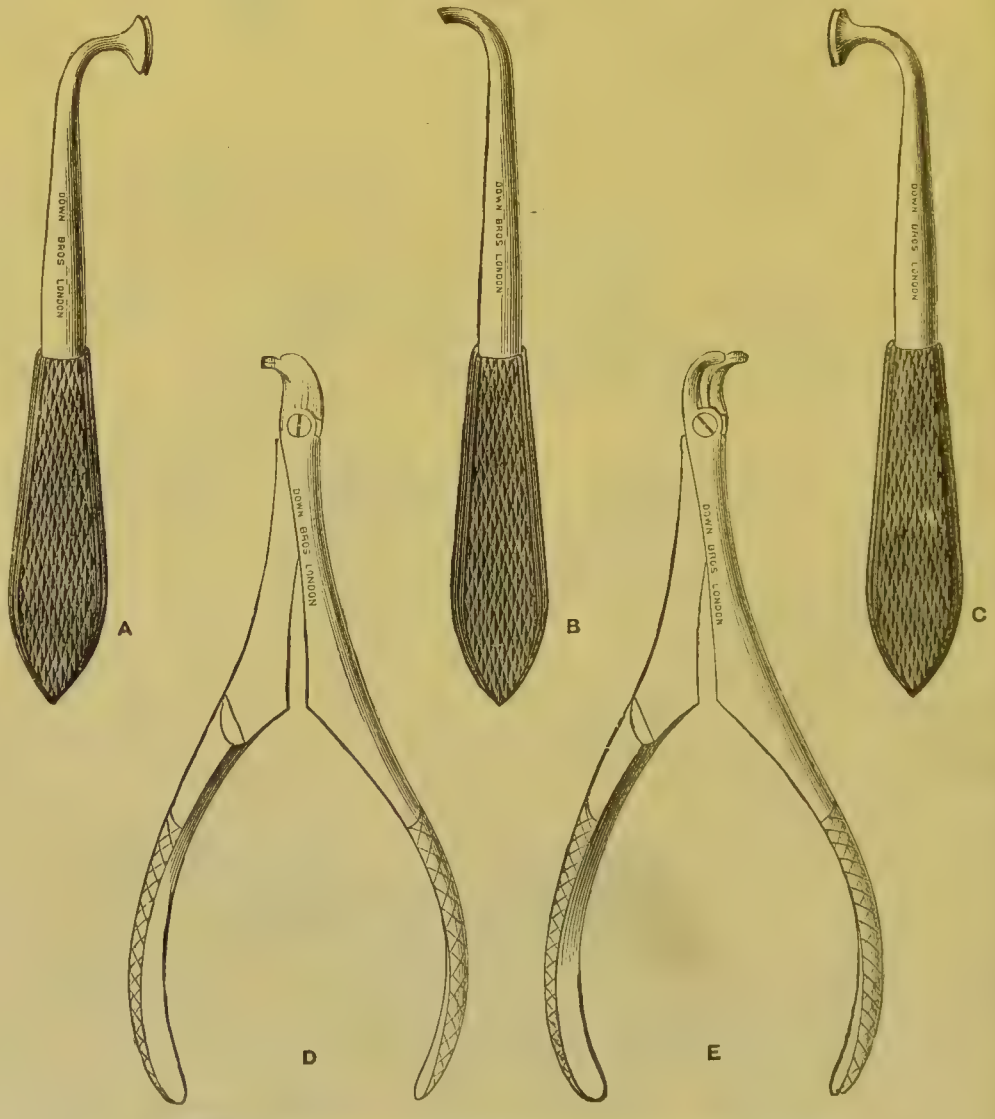

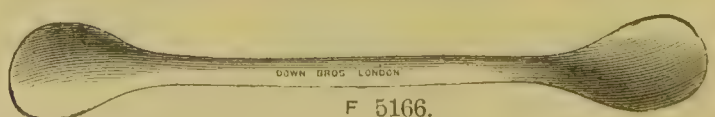

F 5166.

5166 Pedley's Set of Instruments for applying the wire Splint, nickel plated, in box 2 10 0

No.

Dislocation and Fracture Apparatus, *continued*,—

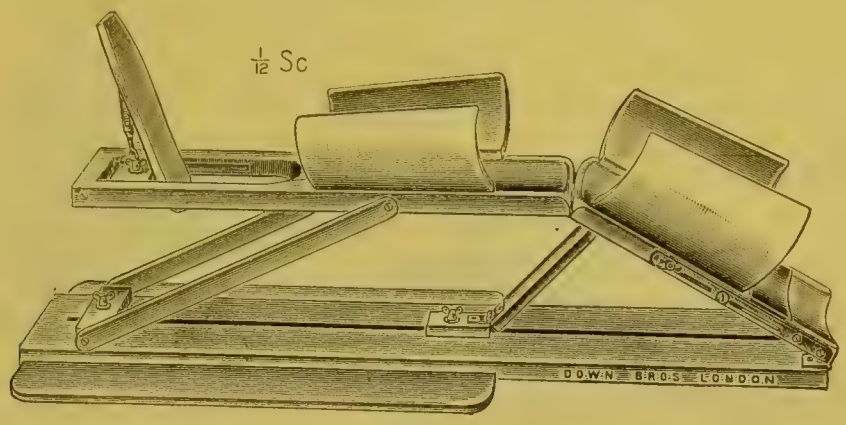

5167.

		£	s.	d.
	Leg and Thigh Splints, etc.,—			
5167	Amesbury's Box Splint . . . . . each	2	5	0



5168.

5168	Back Leg Splints, Guy's pattern, wood . . . . each	0	5	0
5169*	Ditto, Salter's, iron . . . . . „	0	9	6

If fitted with Pads and Straps, 2*s.* extra.

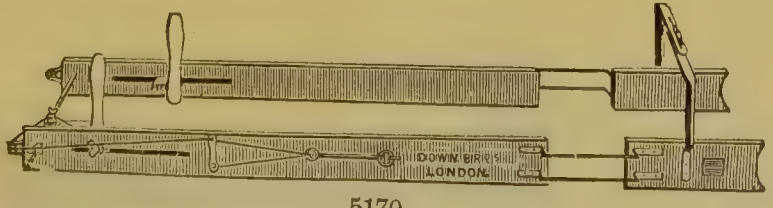

5170.

5170	Bryant's Double, for securing parallelism of the extremities in cases of hip disease, etc. . . . . each	2	5	0

Padded ready for use, 5*s.* extra.

* The items marked thus * are not illustrated.

No. **Dislocation and Fracture Apparatus,** *continued,*—

£ s. d.

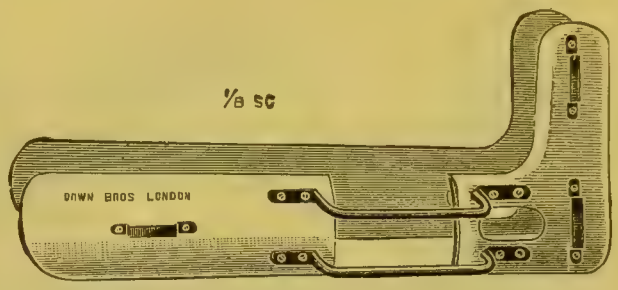

5171.

Leg and Thigh Splints, etc., *continued,*—

5171 Bryant's Interrupted Leg Splints . . . . per pair 0 9 0
5172* Butcher's Box Splint . . . . . each 0 7 6
5173* Butcher's Hip Splint, for compound fractures . . . „ 1 1 0



5174.

5174 Campbell de Morgan's Hip Extension, 3 sizes—43, 51, 59 ins., each 0 10 0

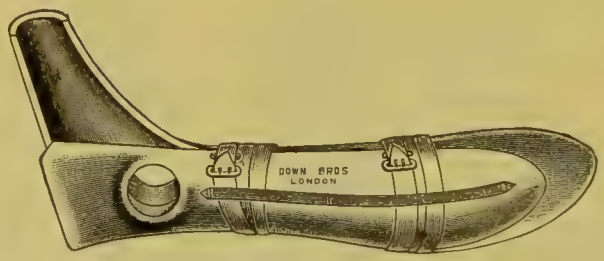

5175.

5175 Cline's Leg Splints, wood, in sets of 3 pairs, each right and left . . . . . per set 0 16 0
5176* Ditto, iron, japanned, in sets of 3 pairs, each right and left, per set 1 10 0

If fitted with Pads, 1*s.* 9*d.* per pair extra.



5177.

5177 Cline's Leg Splints, perforated zinc, in sets of 3 pairs, each right and left . . . . . per set 1 13 6

* The items marked thus * are not illustrated.

No. **Dislocation and Fracture Apparatus,** *continued,*—



5178.

£ s. d.

Leg and Thigh Splints, etc., *continued,*—

5178 Cline's Leg Splints, wire, in sets of 3 pairs, each right and left per set 2 5 0

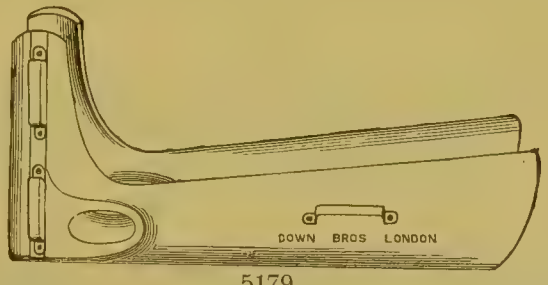

5179.

5179 Guy's pattern, wood, with double rectangular Foot-pieces, suitable for either leg, in sets of 3 pairs . . . per set 0 13 6

If fitted with Pads, 1*s.* 9*d.* per pair extra.



5180.

5180 Cripps', with sliding Footboard, each, 10*s.* 6*d.*; fitted with rubber Accumulator and Perineal Pad for extension . 0 14 6

If padded ready for use, 1*s.* 6*d.* extra.

No. **Dislocation and Fracture Apparatus,** *continued,*—



5181.

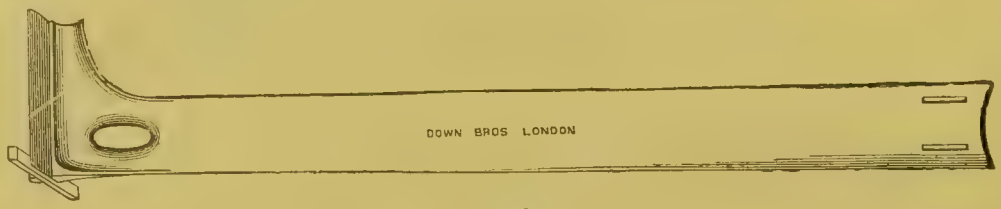

5182.

		£	s.	d.
	Leg and Thigh Splints, etc., *continued,*—			
5181	Dessault's, in 6 sizes—36, 40, 44, 48, 52 and 56-in., each, 3*s.* 6*d.*; per pair, right and left	0	7	0
5182	Ditto, modified, with Footboard . . . . per pair	0	9	0



5183.

5183	Dupuytren's, 6 sizes (16 to 26-in.) . . . . per set	0	5	0

If padded ready for use, 9*d.* each extra.

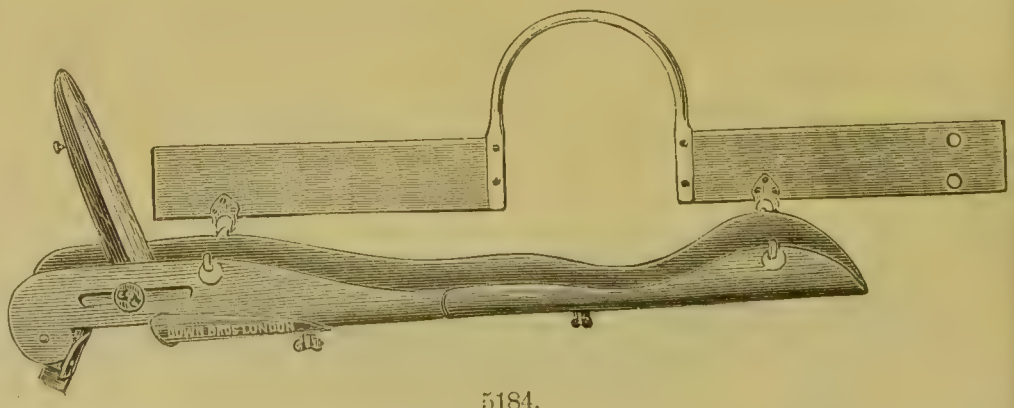

5184.

5184	Fergusson's, for Excision of Knee . . . . . each	0	18	0
5185*	Graham's, for extension . . . . . ,,	1	8	6
	Gooch's Splinting (*see pages* 1204–1205).			

* The items marked thus * are not illustrated.

No. **Dislocation and Fracture Apparatus,** *continued,*—

£ s. d.



5186.

Leg and Thigh Splints, etc., *continued,*—

5186 Ham Splints . . . . . each 0 3 6



5187.

5187 Hamilton's Box Splints, 3 sizes—30, 34, and 38 inches . each 0 4 0



5188.

5188 Hayward's, adjustable for length (modification of Neville's), each 0 15 0
5189* Ditto, ditto, with rotating Foot-piece . . . . . „ 1 0 0



5190.

5190 Hodgen's Wire Splints, right or left . . . . each 0 7 0
Pulleys for use with same . . . . . per set 0 5 6
Upright for end of bed, to suspend pulleys (*see* next page), ... each 0 15 0

* The items marked thus * are not illustrated.

No.

Dislocation and Fracture Apparatus, *continued*,—

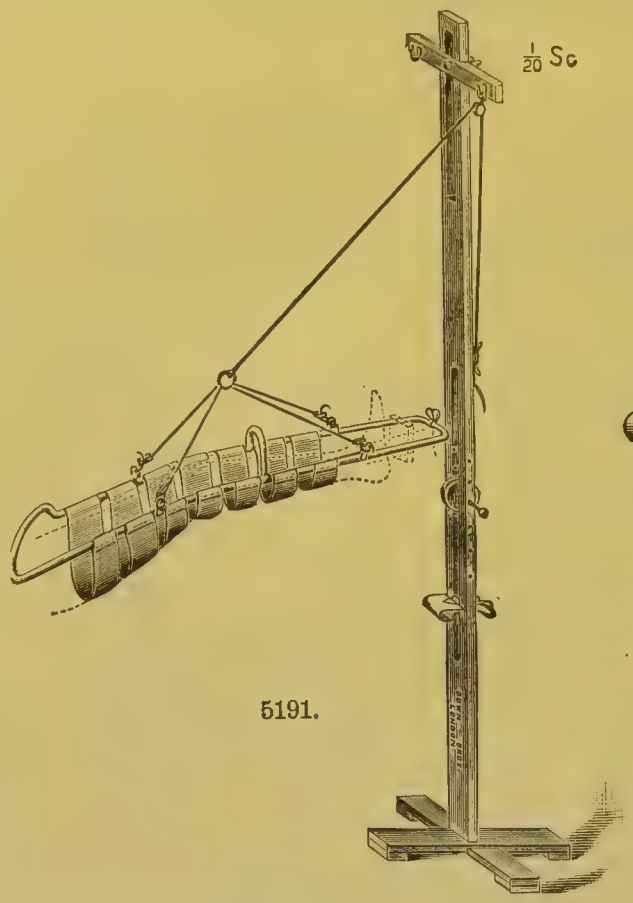

5191.



5193.

Leg and Thigh Splints, etc., *continued*,—

		£	s.	d.
5191	The Apparatus complete, consisting of Splint, with Pulleys, etc., and Upright for suspension, complete	1	7	6
	These Uprights are also adapted for use with ordinary weight extension.			
5192*	The Apparatus complete, as described above, but with metal upright, as now used at Guy's	3	9	6
5193	Howse's, for Excision of Knee . . . . . each	1	0	0
	(For same in use with Cradle, *see* Fig. 5096.)			
5194*	Horse-shoe Splints, for Potts' fracture with marked tendency to backward displacement of heel . . . . . each	0	1	6



5195.

5195	Knee extension, Howard Marsh's . . . . . each	0	7	6

* The items marked thus * are not illustrated.

No. **Dislocation and Fracture Apparatus,** *continued*,—

£ s. d.



5196.

Leg and Thigh Splints, etc., *continued*,—

5196 Knee Extension with Rack, each, 15*s.*; with Pads and Straps 0 17 6

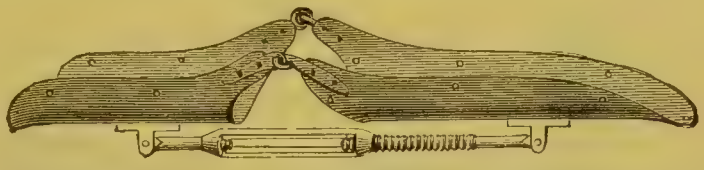

5197.

5197 Knee Extension, with Screw, each, 12*s.*; with Pads and Straps 0 14 6

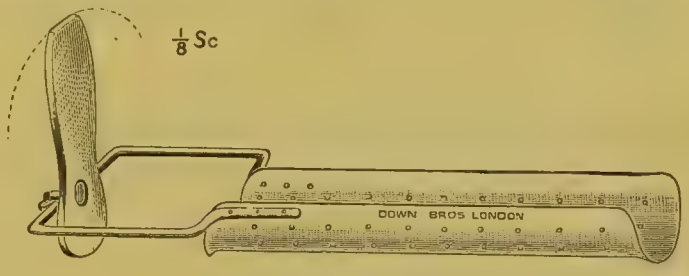

5198.



5199.

5198 Lane's Iron Leg Splint . . . . . each 0 13 6
5199 Ditto, ditto, Thigh Splint . . . . . „ 1 8 6

SPLINTS BY MR. ARBUTHNOT LANE.

These Splints are constructed for the purpose of treating fractures of the bones of the lower extremities on the principles laid down by Mr. Arbuthnot Lane, given as follows:—

The exercise of extension upon and in the length of the fragments until the hæmorrhage and inflammatory effusion beneath and into the muscular and other ties about the fractured bone has become absorbed, and the retention of the fragments in such relationship as to restore the normal form and axis of the limb when such absorption has taken place. To accomplish the latter, the limb should be fixed by means of the foot-piece in a position of *outward rotation*; the extent of such rotation is indicated by the angle formed between the perpendicular and the inner margin of the foot of the sound limb when the latter is in a position of rest.

No.

Dislocation and Fracture Apparatus, *continued*,—

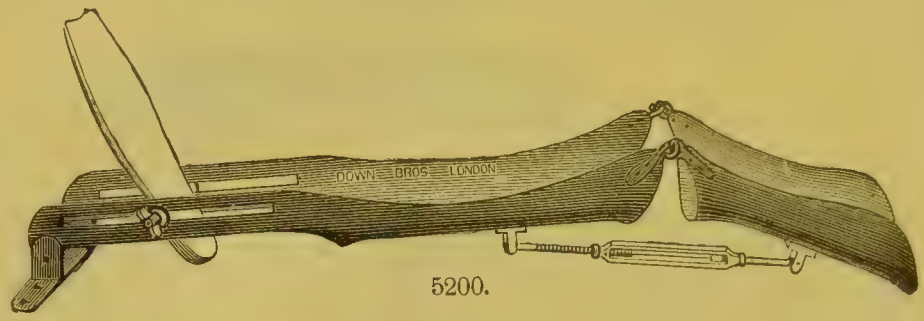

5200.

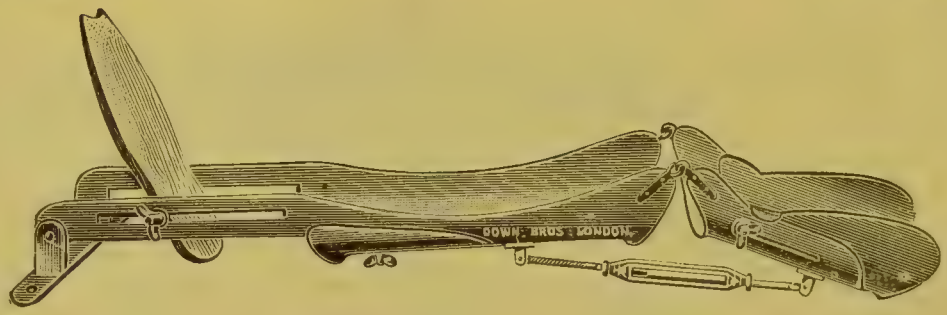

5201.

Leg and Thigh Splints, etc., *continued*,—

		£	s.	d.
5200	Liston's, iron, japanned, simple or modified form of McIntyre's, each	0	17	0
5201	Ditto, ditto, with extending Thigh-piece . . . „	1	5	0

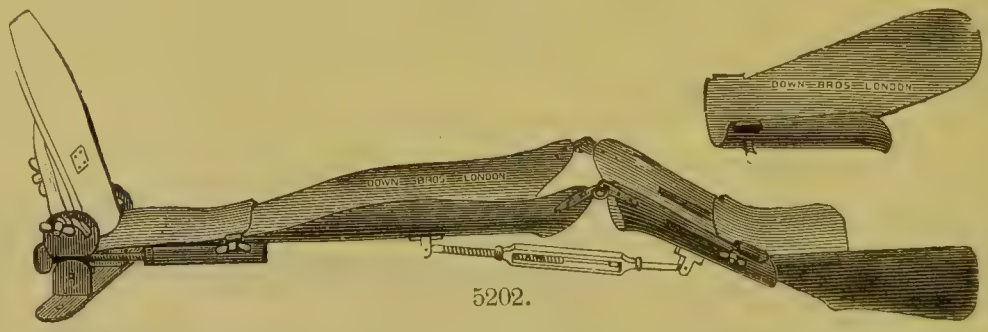

5202.

5202	McIntyre's, with Screw Extension, right and left Thigh-pieces, and rotating Foot-piece, as recommended by Fergusson, each	2	0	0

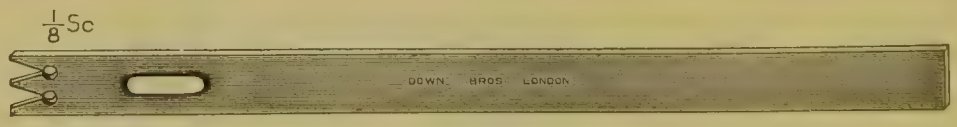

5203.

5203	Liston's, wood, for leg and thigh . . . per set of 6	0	7	6
5204*	Ditto, oak, 56-in. long, hinged to fold into three (length folded, 19-in.), with brass Slides to fix at full length . . . each	0	12	6
5205*	Ditto, to fold into two (length folded 27½-in.) . . „	0	8	6

If padded and fitted with Perineal Pad for extension, 3*s.* 6*d.* each extra.

* The items marked thus * are not illustrated.

No.

Dislocation and Fracture Apparatus, *continued*,—



5206.

£ s. d.

Leg and Thigh Splints, etc., *continued*,—

5206 Liston's, wood, with fixed Foot-pieces . . per set of 6 0 15 0

If padded and fitted with Perineal Straps for extension, 3*s.* 6*d.* each extra.

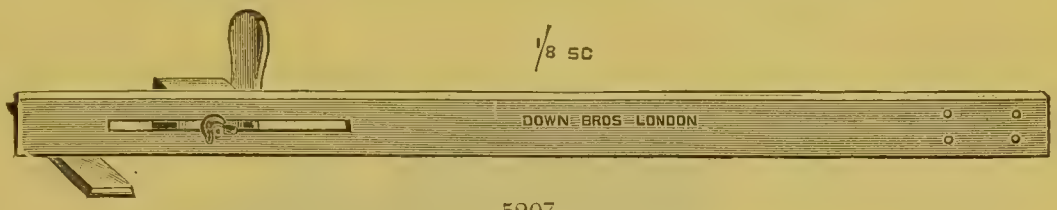

5207.

5207 Liston's, wood, with sliding Foot-board (Cripps'), each, 10*s.* 6*d.*; fitted with rubber Accumulator and Perineal Pad for extension 0 13 6

If padded ready for use, 1*s.* 6*d.* extra.

5208* Manning's Splint for fractured patella . . . . each 0 10 6



5209.

5209 Middlesex Hospital pattern for fractured patella (as also used at Guy's), with accumulators as illustrated . . each 0 13 0

If padded ready for use, 16*s.*



5210.

5210 Nathan Smith's single wire Suspension Splint . . . each 0 4 6

* The items marked thus * are not illustrated.

No. **Dislocation and Fracture Apparatus,** *continued,*—

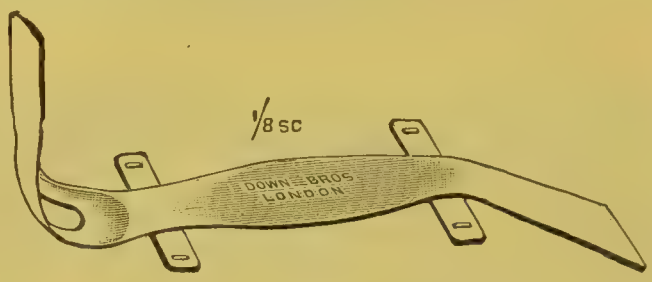

5211.

£ s. d.

Leg and Thigh Splints, etc., *continued,*—

5211 Neville's, iron japanned, for back of leg . . . . each 0 8 6
(For same in use with Cradle, *see* Fig. 5100.)

5212* Wooden Side-pieces for use with same . . . per pair 0 2 0

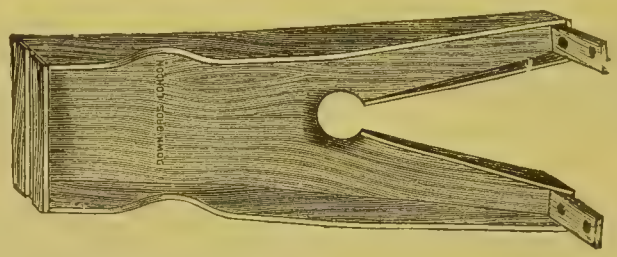

5213.

5213 Phelps' Box Splint, padded . . . . . each 1 5 0

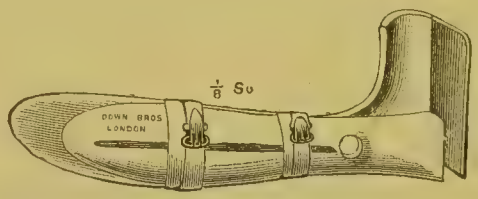

5214.

5214 Roughton's, per pair, 4*s.*; in sets of 3 pairs, each right and left . . . . . per set 1 4 0

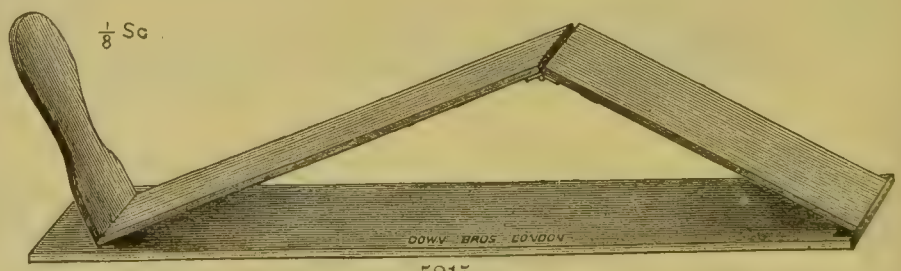

5215.

5215 Savory's Splint, for treatment of flexed joints, made to order, each 0 7 6

SPLINT FOR THE TREATMENT OF FLEXED JOINTS.—The illustration shows a splint suggested by Dr. C. H. Savory, of Haverfordwest, which has been found very useful, and productive of good results in the treatment of contraction of tendons.

For a foundation an ordinary straight splint is used, and to one extremity of this a second piece (jointed near the centre) is attached by means of a hinge. This secondary splint may, if it

No.

Dislocation and Fracture Apparatus, *continued*,—

Leg and Thigh Splints, etc., *continued*,—

is found more suitable, be made of metal. The second splint is bandaged firmly to the concave side of the affected part and a tourniquet is then applied round *both* splints over the point of the greatest convexity. The screw of the tourniquet is tightened by one or two turns daily, as the case may require, until the second splint comes to lie flat upon the first. The joint will then be found in the course of a few days to be perfectly straight and with no tendency to recontraction; that is, of course, unless the contraction is caused by the loss of continuity of an opposing tendon. Instead of a tourniquet an ordinary elastic bandage may be used, the tension with which it is applied being increased daily. An ordinary straight splint is worn for a week or two after the flexion has been reduced. The splint may be adapted to joints other than the knee—*e.g.*, the elbow and phalangeal joints. The splints are made according to measurements by Messrs. DOWN BROS.—*Medical Annual*, 1897.

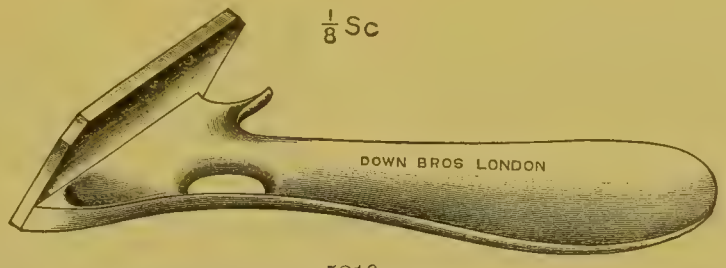

5216.

		£	s.	d.
5216	Scott's, made in 4 sizes, each right and left, per set of 8 splints	1	4	0

Extract from the "Lancet," August 1, 1903.

A MODIFICATION OF ROUGHTON'S SPLINT FOR POTT'S FRACTURE.

The accompanying illustration shows a modification that I made in Roughton's splint nearly a year ago and which I now venture to introduce for the treatment of Pott's fracture into the ankle-joint. As in Roughton's pattern, the splint is made of wood and it can be seen to be shaped for the outer side of the leg and foot, the oval fenestra being opposite the external malleolus, but instead of the leg and foot pieces being at right angles they together form an acute angle four-fifths of a right angle, and the sole piece also is fixed at an acute angle with the leg as well as with the foot piece, the angle in each case being four-fifths of a right angle. In the larger sized splints the angle of flexion of the foot piece should be nine-tenths of a right angle. In treating Pott's fracture it is taught that after reducing any displacement the foot should be flexed at right angles to the leg, the rule being to avoid an extended or inverted position of the foot. To flex the foot beyond the right angle so that it forms an acute angle with the leg would appear to be even a better plan, for when the ankle is placed in the position of full (dorsal) flexion the wider anterior part of the astragalus occupies the intermalleolar space and thus presses aside any encroaching fragment which may be separated from the inner malleolus and also prevents reparative material narrowing the articular cavity. The splint was designed in accordance with these principles. The limb is fixed with strapping to the splint, which is evenly padded, and the tilting of the bottom foot piece maintains not only full flexion of the foot, but also inversion. Massage can be applied as the limb rests on the splint, the knee being well flexed to relax the tendo Achillis, and then, as Pott says, "everything will in general succeed very happily." The splint may be obtained from Messrs. Down Bros., St. Thomas's Street, London, S.E.

London. SYDNEY R. SCOTT, B.S. Lond., F.R.C.S. Eng.

No.

Dislocation and Fracture Apparatus, *continued,—*

£ s. d.

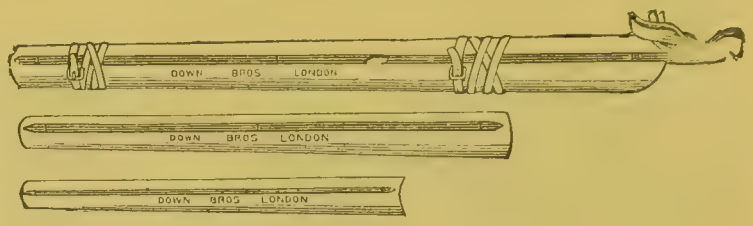

5217.

Leg and Thigh Splints, etc., *continued,—*

5217 Thigh Splints (Cline's), in set of 3 "threes" . . per set 0 7 0

5218* Ditto, plain broad hollowed wood, in sets of 6 sizes „ 0 6 0

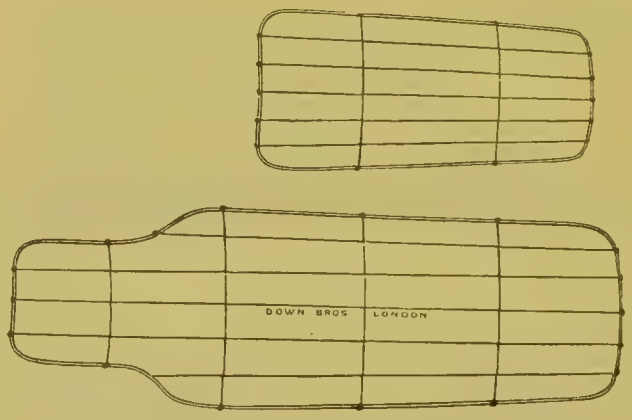

5219.

5219 Thigh Splints, wire . . . . . per pair 0 6 0



5220.

5220 Watson's Splint, for Excision of Knee, consisting of iron Suspension Rod and shaped Gooch's Splint . . each 0 12 6

* The items marked thus * are not illustrated.

No. **Dislocation and Fracture Apparatus,** *continued*,—

£ s. d.



5221.

Scored Splinting,—

5221 Gooch's . . . . . per piece, 24 × 18 0 3 9
5222* Ditto, as used at King's College, for Excision of Knee, per piece, 42 × 39 . . . . . 0 12 6



5223.

Toe Splints,—

5223 Steel for Hammer-Toes, as used at St. Thomas's, per set of 6 0 6 0

Materials for Splints,—

Bandages, muslin, for Croft's Splints (*see page* 1319).
5224* Bavarian Splint Flannel . . . . . per dozen yards 0 8 0
5225* Gutta-percha, ⅛-in. thick, 2 qualities . per lb., 3*s.* 3*d.* and 0 4 6
5226* Poroplastic Felt, for hospital use, 2 qualities . per lb., 3*s.* and 0 4 6
Ditto, medium quality . . . . . per lb. 0 6 9
Ditto, super (very light, smooth surface, and more easy to mould) . . . . . per lb. 0 9 0
Plaster of Paris (*see page* 1316).
5227* Millboard . . . . . per dozen sheets 0 10 6
5228* Silicate of Potass Solution . . . . per quart bottle 0 2 6
Splint Padding (*see page* 1321).
5229* Splint Straps . . . . . per doz., 18-in., 4*s.* 6*d.*; 27-in. 0 6 0
5230* Ditto, for extension, with Perineal Pads . . . each 0 2 6

* The items marked thus * are not illustrated.

No. **Dislocation and Fracture Apparatus,** *continued*,—

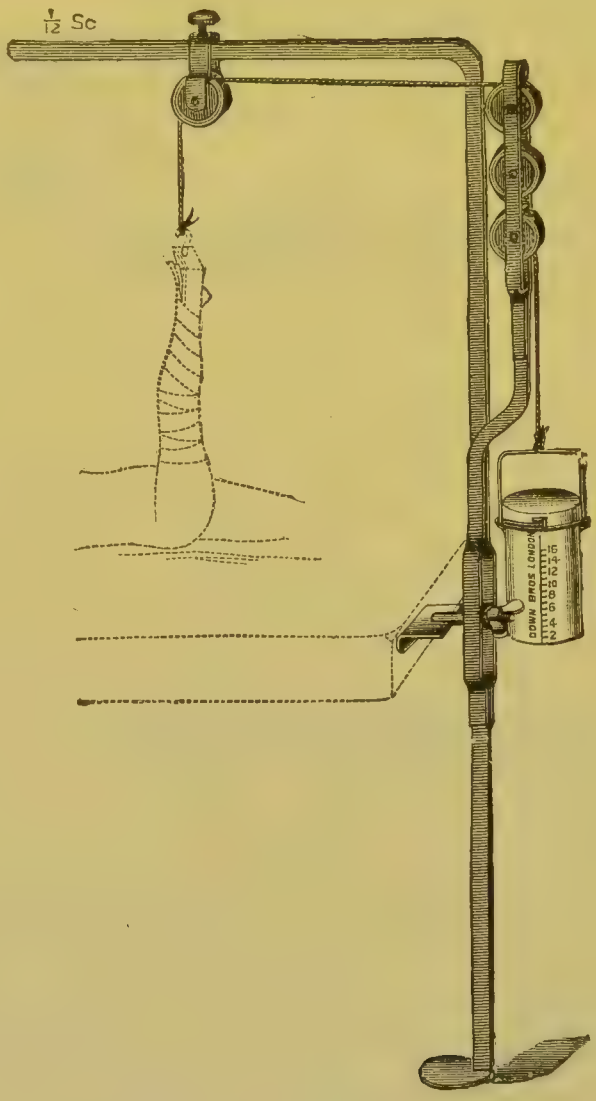

5231.



5232.

Pulley Apparatus for Extension,— £ s. d.

5231 Bryant's Vertical Suspension Apparatus, each, £2 2*s.*; with tin Canister (3*s.* 6*d.*) and Shot complete 2 10 6

5232 Guy's pattern, wooden Upright, with Clamp to fix to bed, each, 8*s.* 6*d.*; with tin Canister (3*s.* 6*d.*) and Shot complete . 0 17 0

No.

Dislocation and Fracture Apparatus, *continued*,—

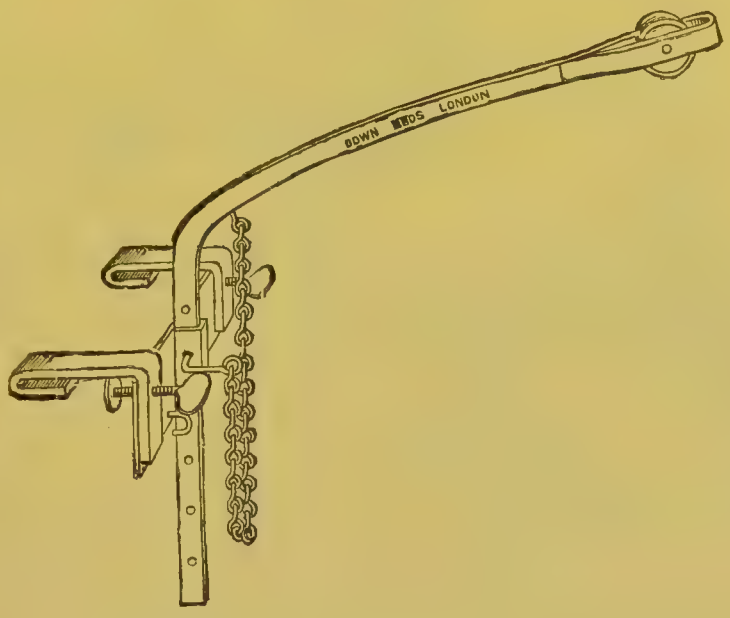

5233.

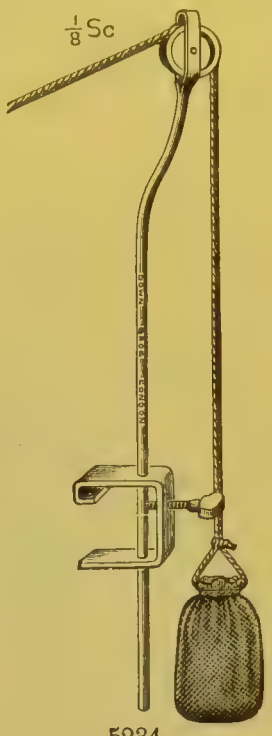

5234.

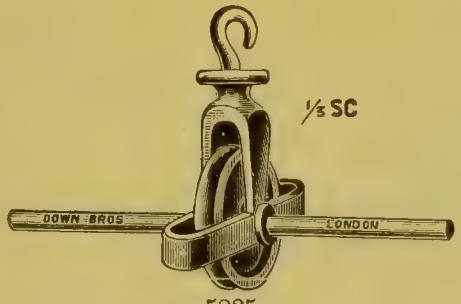

5235.

		£	s.	d.
	Pulley Apparatus for Extension, *continued*,—			
5233	Johnson Smith's, as used at the Seamen's Hospital . . each	0	19	0
5234	Navy pattern, consisting of iron tinned Upright and Clamp, and canvas Shot Bag . . . . . each	0	10	0
5235	Rodocanachi's Pulley, with Chain . . . . . „	0	5	6

Extract from the "Lancet," June 17, 1898.

I have devised a pulley, shown in the above illustration, for making weight extension on children lying in cots in cases of hip disease, fractured femur, osteotomy, etc. The pulley is suspended by a chain attached to the hook on it and passing over the top bar of the foot of the cot. In this way the height can be exactly adjusted. The transverse rod on which the pulley revolves rests against two adjacent vertical bars of the cot and is kept very steady when the weight is hung on the cord passing over the pulley. I find the pulley simple and easily adjusted; there are no screws or other parts about it which can possibly get out of order. Several of them are in constant use here, and they prove satisfactory. The pulley has been made for me by Messrs. Down Bros., of London.

A. J. Rodocanachi, M.D. Lond.

District Infirmary, Ashton-under-Lyne.

No.

Dislocation and Fracture Apparatus, *continued*,—

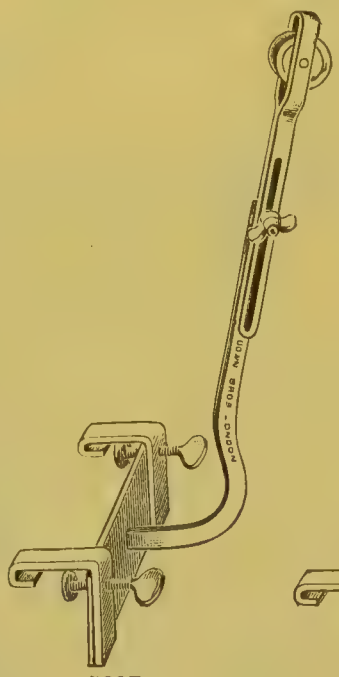

5237.



5238.

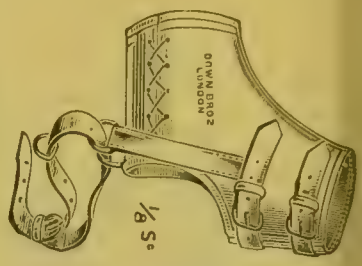

5242.

		£	s.	d.
	Pulley Apparatus for Extension, *continued*,—			
5236*	Simple form, to fix on end of bed . . . . . each	0	9	6
5237	Ditto, with arrangement to raise and lower . . . „	0	15	6
5238	St. Thomas's Hospital pattern . . . . . „	1	2	0
5239*	Copper Canisters, graduated for shot (up to 6 lbs.) . . „	0	4	6
5240*	Tin Canisters, graduated (up to 14 lbs.) for shot . . „	0	3	6
5241*	Lead Shot . . . . . per lb.	0	0	4
5242	Leather Anklets for applying Extension . . . . each	0	12	6
	Splints, Levis' Metallic,—			
5243*	**Set.** Consisting of 21 Splints in box complete . . .	3	0	0

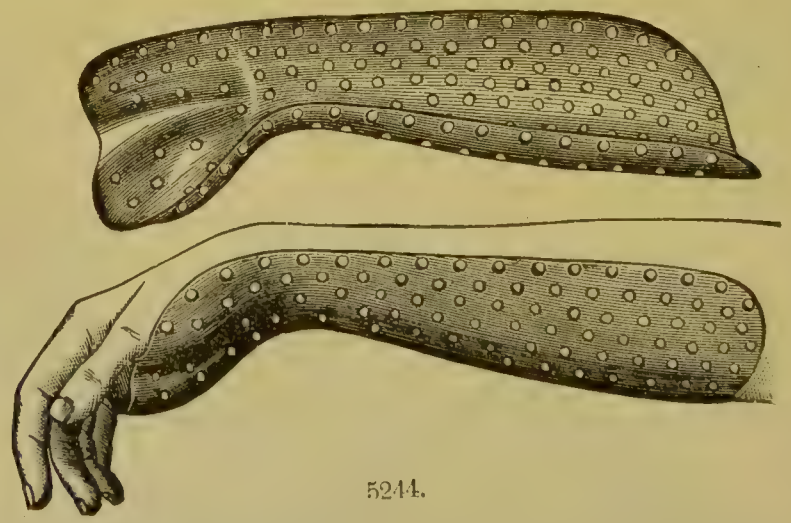

5244.

5244	Radius, 2 sizes, right and left . . . . . each	0	4	0

* The items marked thus * are not illustrated.

No.

Dislocation and Fracture Apparatus, *continued*,—

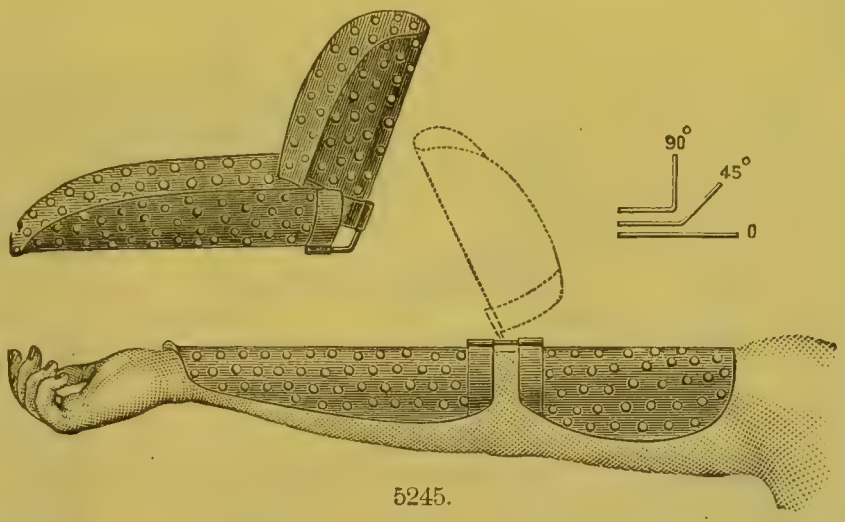

5245.

£ s. d.

Splints, Levis' Metallic, *continued*,—

5245 Adjustable angular, 2 sizes . . . . . each 0 6 0

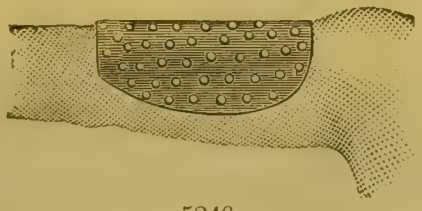

5246.

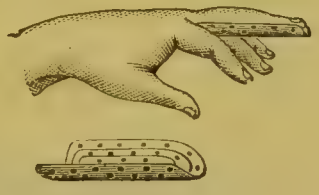

5247.

5246 Humerus, 2 sizes . . . . . each 0 2 0
5247 Finger . . . . . per set of 3 sizes 0 2 0



5248.

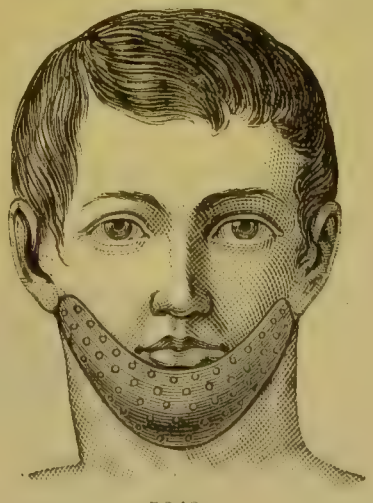

5249.

5248 Clavicle, 2 sizes . . . . . each 0 3 0
5249 Jaw, 2 sizes . . . . . „ 0 3 0

No. **Dislocation and Fracture Apparatus,** *continued,*—

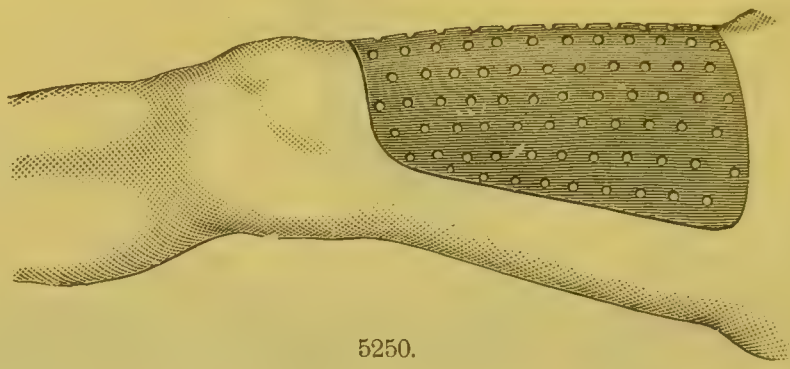

5250.

£ s. d.

Splints, Levis' Metallic, *continued,*—

5250 Femur, 2 sizes . . . . . each 0 2 0

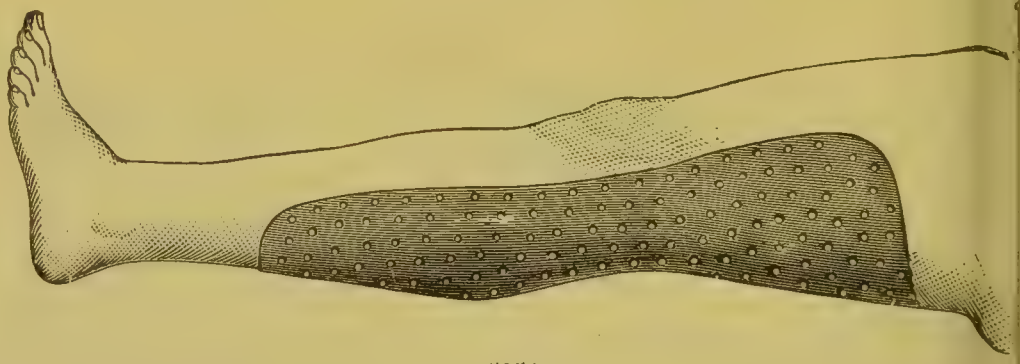

5251.

5251 Ham or Patella, 2 sizes . . . . . each 0 4 0



5252.

5252 Tibia and Fibula . . . . . each 0 4 0

No.

Dislocation and Fracture Apparatus, *continued*,—



5253.



The Splint.



Patten.

5254.

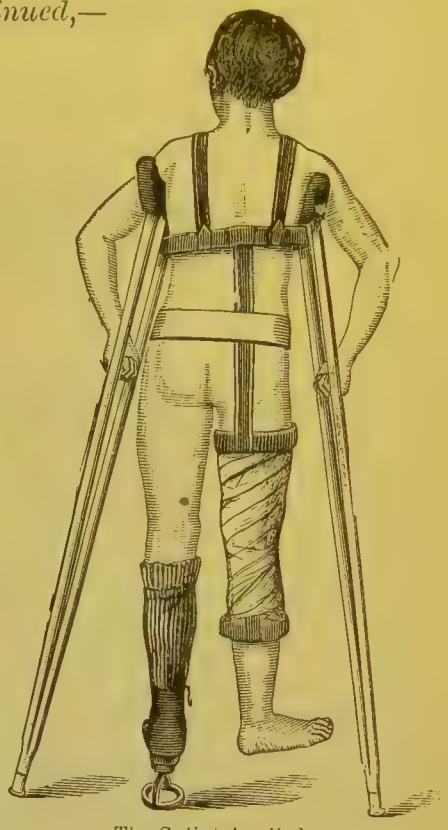

The Splint Applied.
5254*a*

Thomas's Extension Splints,—

		£	*s.*	*d.*
5253	Ankle Joint Splint with adjustable foot plate, each, 30*s.*; with Patten	1	14	6
5254	Single Hip Splint, covered . . each, 22*s.*; with Patten	1	6	6
	Ditto, ditto, uncovered . . each, 6*s.* 6*d.*; with Patten	0	11	0

Extra large sizes (above 36 ins.) charged extra.

Thomas's Splint is by far the best apparatus ever invented for the treatment of all forms of hip disease. It may be applied at any stage, and should be worn until the cure is complete. It will, however, often be found most convenient, when there is considerable abduction or adduction, with acute pain, in the early stage of the disease, to correct this by means of weight extension before applying the splint.—ERICHSEN'S *Science and Art of Surgery.*

DIRECTIONS FOR MEASUREMENT.

Circumference of chest at the line of nipples.

Circumference of thigh 2 inches below fold of buttock.

Circumference of lower third of leg about 3 inches above malleolus.

Length from line of nipples to 2 inches below fold of buttock.

Length from line of nipples to lower third of leg about 3 inches above malleolus.

State for which leg.

Send a boot for sound limb to have patten attached.

If crutches are required, send measurement from axilla to sole of foot of sound limb.

MODE OF APPLICATION (Fig. 5254*a* shows the Splint applied).

The curved parts are bent so as to fit the chest, thigh and leg comfortably. A broad body bandage of swansdown calico or flannel is then wound round the vertical stem, so as to get a good hold of it, and then carried two or three times round the body. A narrower bandage is then applied to the thigh and leg.

No.

Dislocation and Fracture Apparatus, *continued*,—

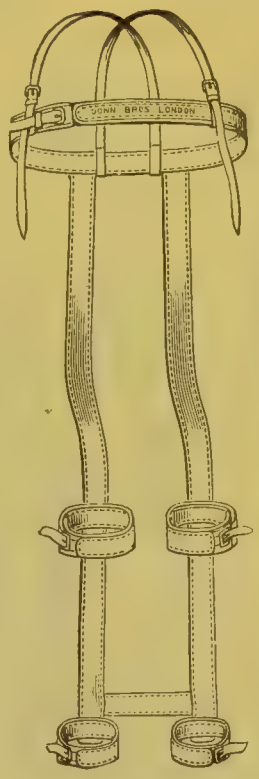

5255.



The Splint.
5256.



Patten.

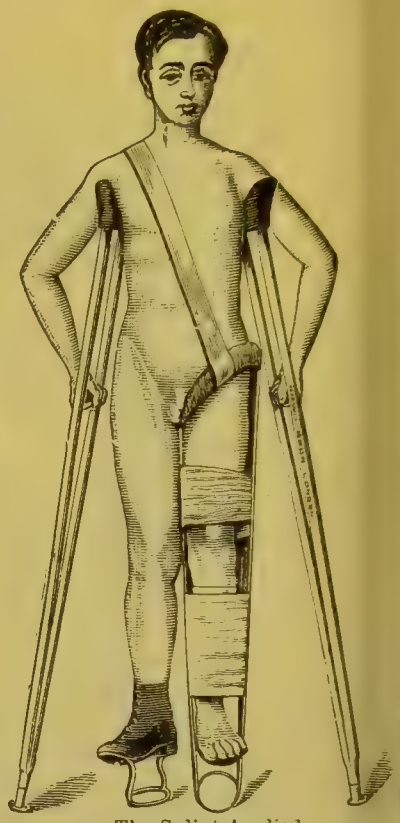

The Splint Applied.
5256*a*.

		£	*s.*	*d.*
	Thomas's Extension Splints, *continued*,—			
5255	Double Hip Splint, covered . . . . . each	1	15	0
	Ditto, ditto, uncovered . . . . . „	0	11	6

Croft's modification of above supplied at same prices.

The measurements required for a Double Hip Splint are precisely similar to those for a Single Splint, except that measurements of both limbs should be taken.

5256	Knee Splint . . . . . each, £1 ; with Patten	1	4	6

The above, if fitted with Sliding Foot-board, 10*s.* 6*d.* extra.

"The most efficient apparatus is, however, the simple and ingenious Splint invented by H. O. Thomas, of Liverpool. Besides giving the most perfect rest, this has the great advantage of leaving the joint exposed so that the effects of treatment may be observed, and at the same time it enables the patient to move about."—ERICHSEN'S *Science and Art of Surgery*.

DIRECTIONS FOR MEASUREMENT.

Circumference of thigh close to crotch.
Circumference of knee.
Length from crotch to sole of foot.
State for which leg.
Send a boot for sound limb to have patten attached.
If crutches are required, send measurement from axilla to sole of foot of sound limb.

No

Dislocation and Fracture Apparatus, *continued*,—

£ s. d.

Thomas's Extension Splints, *continued*,—

MODE OF APPLICATION (Fig. 5256*a* shows the Splint applied).

Two strips of strong strapping are prepared, of sufficient length to reach from immediately below the head of the tibia to one inch beyond the sole of the foot; to one end of each of these a strong strap is firmly sewn. The strips are then applied to the sides of the leg, the tapes being below. To give additional security, some narrower strips must be wound spirally round the leg, care being taken not to apply them circularly, or with sufficient tightness to constrict the limb. Over all a flannel bandage may be applied from the ankle to the upper end of the tibia. The strips of plaster thus applied should retain their hold, without shifting, for many weeks. The limb is then passed through the upper ring of the Splint, which is pushed upwards till it gets a firm bearing against the tuberosity of the ischium. The Splint is then secured in position by tying the tapes attached to the strips of plaster to the bar across the bottom of Splint. It is not intended in so doing to forcibly extend the limb, but merely to retain the Splints steadily in position. The limb being thus fixed longitudinally, lateral and antero-posterior movements are prevented by two broad strips of plaster, about three feet long and three to five inches wide, one to be applied to the middle of the thigh, and the other to the calf of the leg. One of the strips of plaster is first fixed to one of the lateral bars, then brought over or under the limb and back to the same bar, the remainder of the strip being wound round, including both bars and the limb. The second strip is then applied in the same way, but fixed to the other lateral bar. Lastly, a flannel bandage is smoothly applied from the toes to the groin. If properly put up, the apparatus should not require changing for some weeks; the tapes must be tightened whenever they become loose, and the flannel bandage re-applied daily, but the strapping should not be touched.—ERICHSEN.

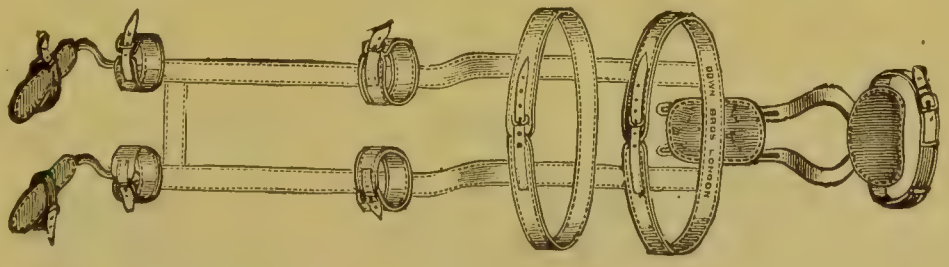

5257.

5257 Walsham's modification, with additional band for pelvis, head plate and foot plates, to ensure absolute recumbency in cases of spinal caries . . . . . each 4 4 0



5258.

5258 Strong iron Wrenches for bending and adjusting the Splints, per pair 0 15 0

No.

Deformity Instruments and Appliances.

£ s. d

Anklets, wire elastic (*see page* 1253).



5259.

5259 **Bunion Springs** . . . . . each 0 10 6

MEASUREMENT REQUIRED.—Tracing or preferably cast of foot.

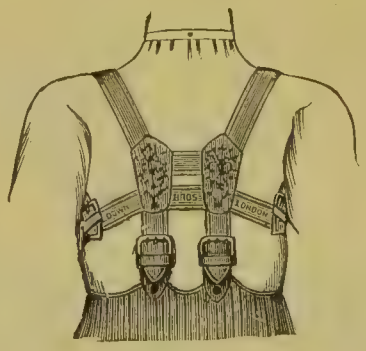

5260.

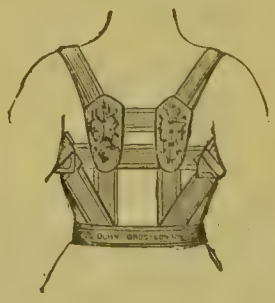

5261.

Chest-Expanding Braces.—

5260 Gentlemen's, with metal Plates . . . . per pair 0 6 6
5261 Ladies', ditto . . . . . „ 0 7 0

No.

Deformity Instruments and Appliances, *continued*,—

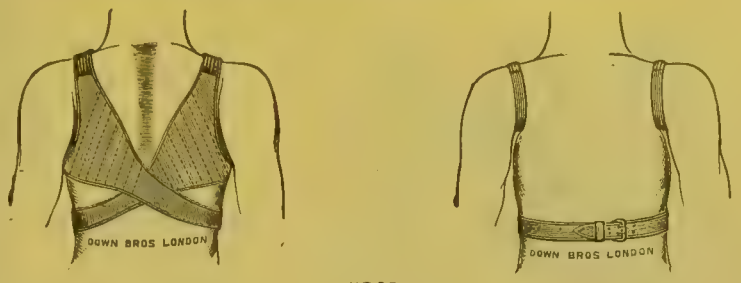

5262.

		£	s.	d.
	Chest-Expanding Braces, *continued*,—			
5262	Improved pattern, suitable for ladies, gentlemen, or children, per pair	0	8	6

MEASUREMENTS REQUIRED.—Circumference of waist and chest.



5263. 5265.

5263	**Cork Boots** for short legs . . . . each, from 25*s.* to	2	10	0

The price varies according to the size of boot and height of cork.

5264*	**Ear Pads**, with steel spring for projecting ears . . per pair	0	10	6

MEASUREMENTS REQUIRED.—From tip of one ear to tip of the other, and sketch of ear.

Finger Instruments for contracted fingers,—

5265	Adams' Palmar Splint, made to order to suit each particular case . . . . . each, from	0	10	6

MEASUREMENTS REQUIRED.—Accurate tracing of hand; state right or left, and indicate the fingers affected.

5266* With Rack action, for extension,—

1 Finger	. each,	with 2 Racks,	£1	10*s.*;	with 3 Racks	2	0	0
2 Fingers	. „	„	£2	10*s.*;	„	3	10	0
3 Fingers	. „	„	£3	10*s.*;	„	5	0	0
4 Fingers	. „	„	£4	10*s.*;	„	6	10	0

MEASUREMENTS REQUIRED.—Accurate tracing of hand, particulars as to joints affected, exact measures from joint to joint where racks are required.

5267*	**Hip Appliance**, for cases of un-united fracture in old people, consisting of stout moleskin pelvic belt and thigh-piece combined, with leather strengthening pieces . . .	1	11	6

* The items marked thus * are not illustrated.

Deformity Instruments and Appliances, *continued*,—

No.



5268.

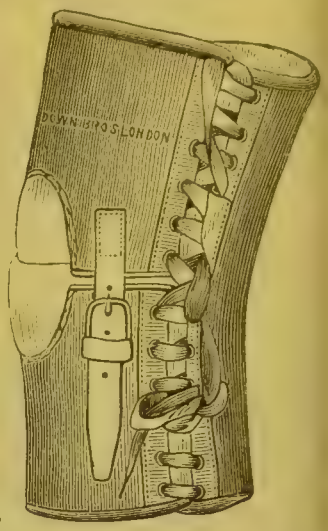

5270.

Knee Appliances,—

		£	s.	d.
5268	Leather Knee Caps, moulded, to lace, each, up to 12 in. length, £1; up to 16 in.	1	6	0
5269*	Ditto, ditto, ditto, with addition of steel joints, each, up to 12 in. length, £1 15*s.* 0*d.*; up to 16 in.	2	2	0
	These appliances must either be moulded directly on to the limb or on to a plaster cast of the limb.			
5270	Ditto, ditto, padded for fractured patella . . . each	0	18	6
	Measurements required:—Circumferences above, below and round centre of knee, with leg straight, lengths from point to point.			

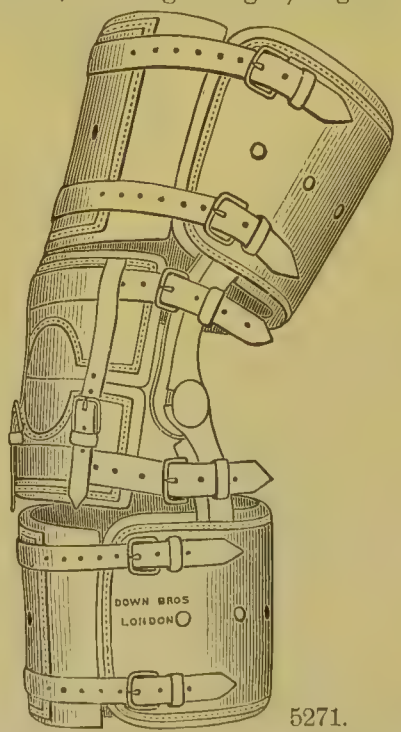

5271.

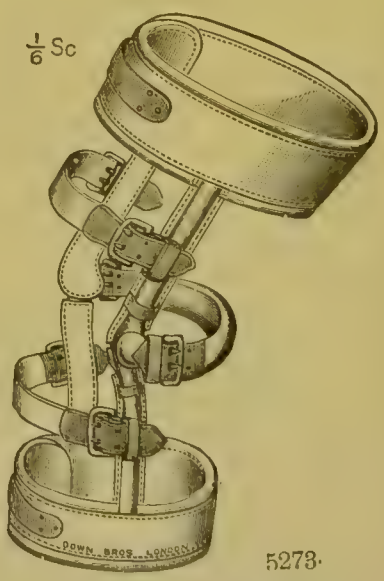

5273.

5271	Leather Knee Cap, padded, with lateral steel joints . each	3	3	0
5272*	Ditto, ditto, with 2 hinged crescentic pads, with springs for displaced cartilages . . . . . each	3	3	0
5273	Ditto, Howard Marsh's, with lateral steel joints . . „	2	5	0

* The items marked thus * are not illustrated.

No.

Deformity Instruments and Appliances, *continued*,—

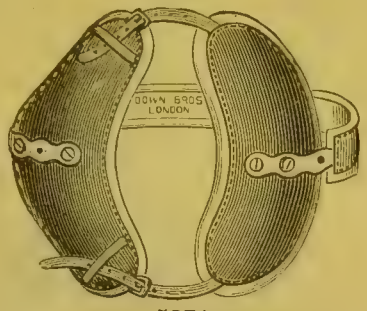

5274.

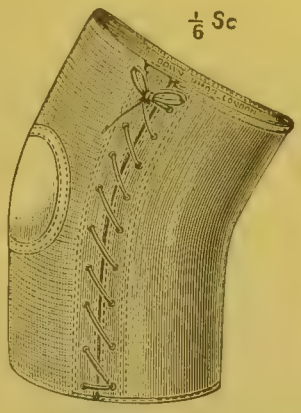

5275.

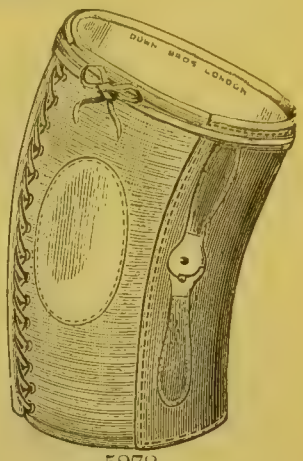

5278.

Knee Appliances, *continued*,—

		£	s.	d.
5274	Spring Clamps (Paget's) for loose cartilage . . . each	0	15	0
5275	Web and jean or moleskin Knee Caps, to lace . . . „	0	8	6
5276*	Wire elastic Knee Caps . . . . . „	0	15	0
5277*	Ditto, ditto, with steel springs at back to give additional support and lessen action of the joint . . . each	1	0	0
5278	Ditto, ditto, with light lateral steel joint . . . „	1	2	6
5279*	Ditto, ditto, with light lateral steel joints on both sides „	1	10	0

MEASUREMENTS REQUIRED.—Same as for elastic Knee Caps (page 1253). State whether for right or left knee.



5280.

Knee Appliance for use after Excision of Knee,—

5280 Outside Steel, with pelvic band, and moulded leather Knee Cap, with boot and forked strap, each, children's, from £3 5s.; adults', from 4 4 0

* The items marked thus * are not illustrated.

No.

Deformity Instruments and Appliances, *continued*,—



5281.



5283.



5283*a*.

Flat Foot Appliances,—

		£	*s.*	*d.*
5281	Barwell's tin Splint and rubber Spring, to use with strapping .	0	2	6
5282	Golding-Bird's Apparatus, with Leg Stem and elastic Accumulator attached to webbing band for arch of foot (for one foot), exclusive of boot . . . . . each	1	1	0
5283	Little's Concealed Valgus Spring, with lateral spring steel and joint, exclusive of boots, each, children's, 7*s.* 6*d.*; adults' .	0	10	6
	(Fig. 5283*a* shows the appliance fitted inside boot.)			
	Boots for the above, children's, each, from 9*s.* 6*d.*; or per pair, from	0	18	6
	Ditto, adults', each, from 15*s.* to 18*s.*; or per pair, from £1 10*s.* to	1	15	0



5284.

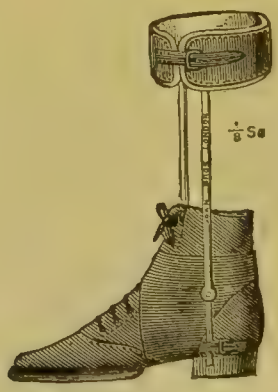

5287.

5284	Single Leg Stem, for outside leg, to be used in conjunction with a forked strap on inner side of boot, with square socket and ankle joint (exclusive of boot) . . . . each	0	17	6
5285*	Ditto, ditto, with round socket (exclusive of boot) . ,,	0	15	0
5286*	Ditto, ditto, with ankle joint and improved spring socket (exclusive of boot) . . . . . each	1	1	0
5287	Double Leg Stems, to be used in conjunction with forked strap on inside of boot, with square socket and ankle joint (exclusive of boot) . . . . . each	1	13	6

* The items marked thus * are not illustrated.

No.	Deformity Instruments and Appliances, *continued*,—	£	s.	d.
	Flat Foot Appliances, *continued*,—			
5288*	Double Leg Stems, to be used in conjunction with forked strap on inside of boot, with round socket (exclusive of boot), each	1	7	6
5289*	Ditto, ditto, with square socket and moulded leather band fitted to upper epiphysis of tibia to relieve weight (exclusive of boot) . . . . . each	1	16	6
	Boots for any of the above, including forked straps, children's, each, from 9*s.* 6*d.*; or per pair, from	0	18	6
	Ditto, ditto, adults', each, from 15*s.* to 18*s.*; or per pair, from £1 10*s.* to	1	15	0
	MEASUREMENTS REQUIRED.—Circumferences below knee and at ankle joint; length below knee to ground. State whether right or left. For boots, pattern boots or circumferences at ankle, heel, instep, and ball of toes, and tracing of foot.			
5290*	Valgus Pads, india-rubber, for cementing inside boots, 3 sizes, per pair	0	1	6
5291*	Ditto, ditto, mounted in leather socks for slipping inside boot, per pair	0	5	0



5292.



5293.

5292	Valgus Spring, steel, leather covered, for slipping inside boot, each, 5*s.*, per pair	0	10	0
5293	Ditto, Down Bros.' improved double springs, (recommended) each, 6*s.* 3*d.*; per pair	0	12	6
	MEASUREMENTS REQUIRED.—For plates or pads to use with own boots, an old boot is the best guide.			

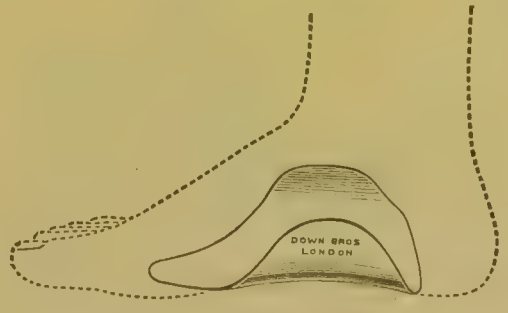

5294.

5294	Whitman's steel Brace, blacked, each, 8*s.* 6*d.*; polished and nickel plated	0	15	0
	MEASUREMENTS REQUIRED.—It is absolutely necessary to have a plaster cast of foot in order to make these appliances; the cast should be taken with the foot relieved from the weight of the body.			

* The items marked thus * are not illustrated.

No. **Deformity Instruments and Appliances,** *continued*,—

£ s. d.

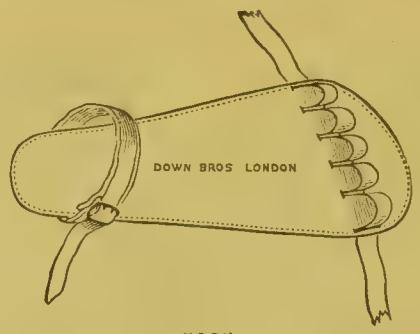

5295.

5295 **Hammer Toe Appliance** (Down Bros.' improved), made to order . . . . . each, from 0 10 6

MEASUREMENTS REQUIRED.—Tracing of foot, with each toe divided; particulars as to which toes affected.

Hammer Toe Splints (*see page* 1205).



5296.

5296 Thomas's "Tomato" Splint, aluminium, in 6 sizes per doz. 1 10 0

A tracing of the foot should be taken and then a suitable splint selected and fitted, being kept in position by small strips of adhesive plaster, or narrow strips of bandage, which should be passed through the slits in the splint, so as to secure each toe separately.

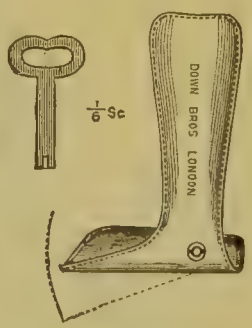

5297.

Talipes Appliances,—

5297 Bryant's tin Splints, for Talipes Varus or Valgus, padded and covered with chamois leather, with key . . per pair 0 16 0

MEASUREMENTS REQUIRED.—Tracing of foot on paper, circumference of calf. State whether for valgus or varus.

No.

Deformity Instruments and Appliances, *continued*,—



5298.

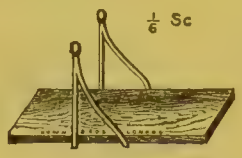

5299.

		£	s.	d.
	Talipes Appliances, *continued*,—			
5298	Collier's, with flexible copper wire at heel . . . each	0	3	6
	Ditto, covered in chamois . . . . . „	0	7	0
	MEASUREMENTS REQUIRED.—Tracing of foot on paper.			
5299	Davies-Colley's Splint, for Equino-Varus . . . . each	0	5	0
	MEASUREMENTS REQUIRED.—Circumference of calf, length from upper epiphysis of tibia to heel; tracing of foot. State whether right or left.			



5300.

5300	Davy's Shoe . each, children's, from £2 10*s.*; adults', from	3	7	6
	MEASUREMENTS REQUIRED.—Circumferences at calf, ankle, instep, and ball of toes; lengths—calf to ankle, and ankle to ground, and tracing of sole of foot.			

No

Deformity Instruments and Appliances, *continued*,—

£ s. d.



5301.

Talipes Appliances, *continued*,—

5301 Holt's Splints, suggested by Mr. R. C. Holt, of Burnley, for use after the operation of Tarsotomy, each, 18*s.* 6*d.*; or with two foot-plates, right and left 1 1 0

METHOD OF USE.

For Varus.—After the operation is performed, the ring is passed up the leg and fitted round the upper epiphysis of tibia. The foot is then securely bandaged to the foot-piece, and tension applied by hooking the chains on to the hooks at the side of the foot-piece.

For Equinus.—Take out the movable pins from the hinges, and fit the uprights to the heel part of the foot-piece; then proceed as before, finally hooking the chains on to the hooks in front.



5302.



5303.



5304.

5302 Jones' Splints, as used by Mr. Robert Jones, of Liverpool, with bendable copper connection . . . . . each 0 3 6

If padded ready for use, each, 5*s.* 6*d.*

5303 Ditto, with strip iron, slightly bendable connection, and flange on foot-plate . . . . . each 0 3 6

5304 Ditto, "Crab" Splint, for use outside dressings . . ,, 0 3 6



5305.

5305 Jones', plain metal "Universal" Splint, with felt padding, capable of slight torsion to fit limb . . . per doz. 0 18 0

No. **Deformity Instruments and Appliances,** *continued,*—

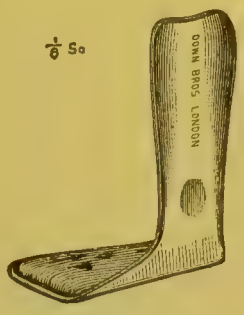

5306.

	Talipes Appliances, *continued,*—	£	*s.*	*d.*
5306	Little's tin Splints, for Talipes Varus or Valgus, padded and covered with chamois leather . . . . . each	0	4	6
	Ditto, ditto, unpadded . . . . . per doz.	1	1	0

MEASUREMENTS REQUIRED.—Tracing of foot on paper, circumference of calf. State whether for valgus or varus.



5307.

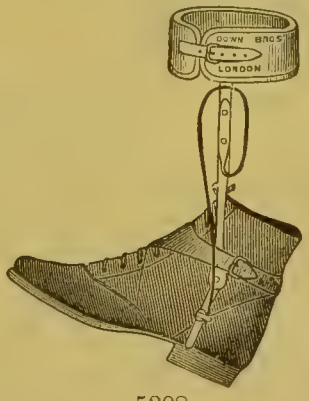

5308.

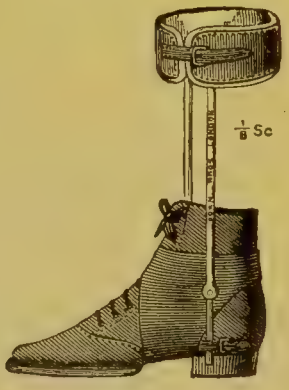

5309.

5307	Leg Stem, with stop ankle-joint, for slight cases, or to prevent re-contraction after operation (exclusive of boot), each	0	17	6
5308	Ditto, with S-spring to raise front part of foot (exclusive of boot). . . . . each, from	1	12	6
5309	Double Leg Stem, with stop ankle-joints, to prevent re-contraction and to maintain foot in horizontal plane (exclusive of boot). . . . . each, from	1	13	6
5310*	Ditto, with S-spring to raise front part of foot (exclusive of boot). . . . . each, from	2	7	6
	Boots for the above, including forked straps, children's, each, from 9*s.* 6*d.*; or per pair, from	0	18	6
	Ditto, ditto, adults', each, from 15*s.* to 18*s.*; or per pair, from 30*s.* to	1	15	0

MEASUREMENTS REQUIRED.—Circumferences at upper epiphysis of tibia and above ankle-joint; lengths—epiphysis to ankle, and ankle to ground. State whether right or left. Pattern boot, or circumferences at ankle, instep, ball of toes, and tracing of foot on paper.

* The items marked thus * are not illustrated.

No.

Deformity Instruments and Appliances, *continued*,—



5311.

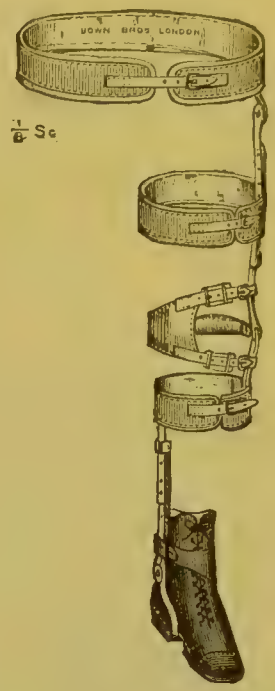

5313.

Talipes Appliances, *continued*,—

		£	s.	d.
5311	Leg Stem with S-spring to depress front part of foot (exclusive of boot)	1	12	6
5312*	Ditto, for more severe cases, with Double Leg Stem, solid shoe piece and S-spring (exclusive of boot)	2	7	6
	Boots for the above, including forked strap, children's, each, from 9*s.* 6*d.*; or per pair, from	0	18	6
	Ditto, ditto, adults', each, from 15*s.* to 18*s.*; or per pair, from 30*s.* to	1	15	0

MEASUREMENTS REQUIRED.—Circumferences at upper epiphysis of tibia and above ankle-joint; lengths—epiphysis to ankle, and ankle to ground. State whether right or left. Pattern boot, or circumferences at ankle, instep, ball of toes, and tracing of foot on paper.

5313	Leg Stem, with pelvic band, for adduction of foot, including boot, children's . . . . . each, from	3	3	0

This apparatus is recommended as the most generally useful for cases of Talipes Equino-varus.

MEASUREMENTS REQUIRED.—Circumferences below knee and above ankle-joint; lengths—below knee to ankle, and ankle to ground. State whether right or left. Pattern boot, or circumferences at ankle, instep, ball of toes, and tracing of foot on paper. If with pelvic band, in addition, circumference of pelvis and at knee; lengths—crest of ilium to great trochanter, trochanter to knee, and knee to ground.

* The items marked thus * are not illustrated.

No

Deformity Instruments and Appliances, *continued*,—

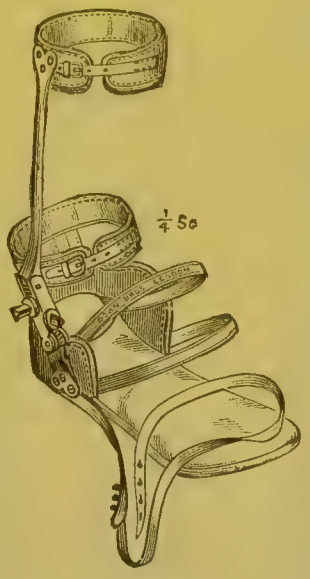

5315.

Talipes Appliances, *continued*,—

		£	s.	d.
5314*	Scarpa's Shoe, single action, for adduction and lifting of the plantar arch of foot	1	17	6
5315	Ditto, double action, for adduction, lifting of the plantar arch, and to overcome obliquity of the sole of foot . .	2	10	0
5316*	This apparatus (Fig. 5315) if carried up to the thigh . .	3	10	0

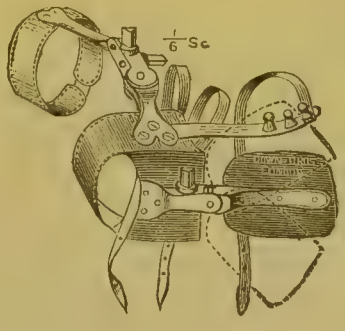

5317.

5317	Scarpa's Shoe, for adduction or abduction, for lifting of the plantar arch, to overcome obliquity of the sole, and turn the front part of foot	3	5	0
5318*	This apparatus if carried up to the thigh	4	5	0

MEASUREMENTS REQUIRED.—Tracing of foot on paper, circumference of calf. State whether for valgus or varus.

* The items marked thus * are not illustrated.

No.

Deformity Instruments and Appliances, *continued*,—

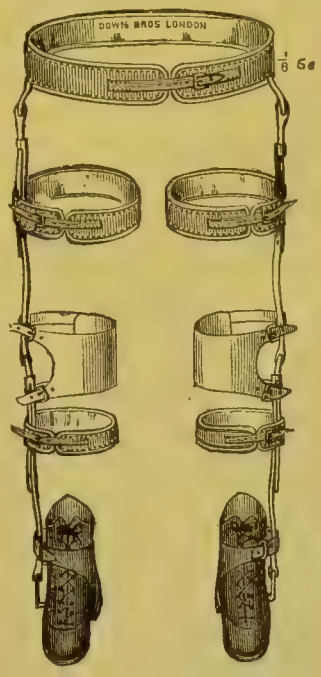

5319.

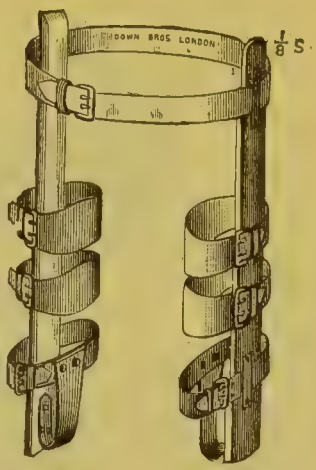

5321.

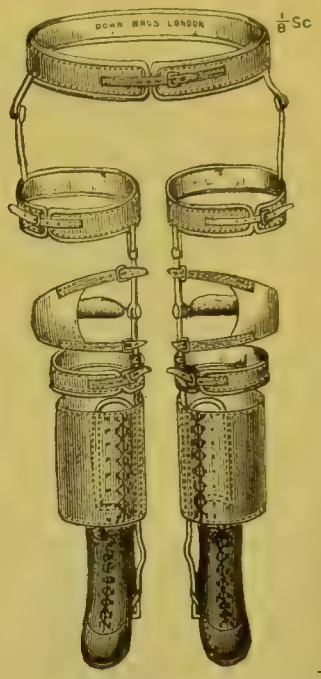

5322.

		£	s.	d.
	Leg Instruments for Inward and Outward Curvature, etc.,—			
5319	Inward Curvature (genu-valgum), with pelvic band and slides above and below knee to admit of alteration for growth, with ankle-joints, etc., including boots with forked straps, per pair, from	5	5	0
5320*	Ditto, ditto, ditto, but with round sockets in boots instead of ankle-joints . . . . . per pair, from	3	17	6
5321	Ditto, wooden Splints, hospital pattern, lined chamois, with leather straps . . . . . per pair	0	6	6
	MEASUREMENTS REQUIRED.—Circumferences at pelvis, thigh, knee, below knee. ankle, heel, instep, ball of toes, and tracing of foot on paper (or pattern boot). Lengths—great trochanter to centre of knee, centre of knee to ankle, and ankle to ground.			
5322	Outward Curvature, with pelvic band, the irons inside the leg up to the thigh, and outside the leg from the thigh to pelvis, slides to admit of alterations for growth, round sockets in boots, and including boots with forked straps, per pair, from	6	6	0
	MEASUREMENTS REQUIRED.—Circumferences at pelvis, thigh, knee, below knee, ankle, heel, instep, ball of toes, and tracing of foot on paper (or pattern boot). Lengths—great trochanter to centre of knee, centre of knee to ankle, and ankle to ground.			
5323*	Anterior Curvature of Tibia, with slides at knee to admit of alteration for growth, steel cradles, lacing pieces, including boots . . . . . per pair, from	3	3	0
	(State if combined with inward or outward curvature.)			

* The items marked thus * are not illustrated.

No. **Deformity Instruments and Appliances,** *continued*,— £ s. d.



5324.



5326.



5327.

Leg Instruments for Inward and Outward Curvature, etc., *continued*,—

5324 Outward Curvature of tibia, with slides at knee to admit of alteration for growth, steel cradles and lacing pieces, including boots . . . . . from, per pair 3 3 0

5325* Ditto, ditto, ditto, but with round sockets in boots instead of ankle-joints . . . . . per pair, from 2 18 6

5326 Wood Splints, for outward curvature of tibia, softly padded with web straps . . . . . per pair 0 7 6

5327 Ditto, ditto, hospital pattern, lined chamois, with leather straps . . . . . per pair 0 5 6

MEASUREMENTS REQUIRED.—Circumferences at knee, below knee, and ankle; lengths—centre of knee to ankle and ankle to ground; pattern boot, or circumferences at heel, instep, ball of toes, and tracing of foot on paper.

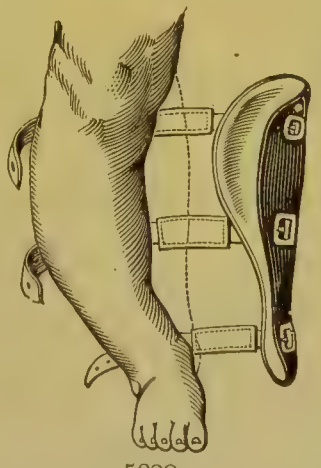

5328.

5328 Fisher's Poroplastic Felt Splints for outward curvature of tibia . . . . . per pair 0 10 6

MEASUREMENTS REQUIRED.—Circumferences at knee, below knee, and ankle; lengths—centre of knee to ankle and ankle to ground; pattern boot, or circumferences at heel, instep, ball of toes, and tracing of foot on paper.

* The items marked thus * are not illustrated.

No. **Deformity Instruments and Appliances,** *continued,—*

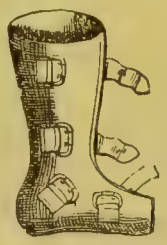

5331.

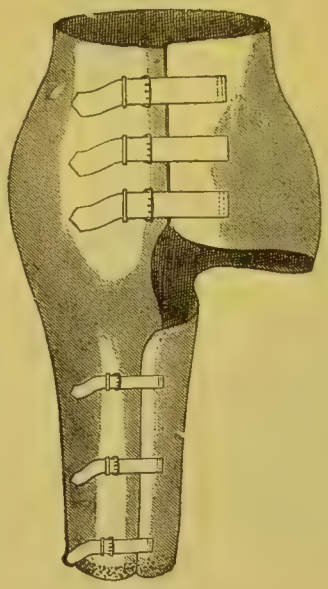

5332.



5335.

No.		£	s.	d.
	Moulded Leather Splints (as used by the late Mr. Hilton),—			
5329*	Arm and Hand (for disease about wrist joint) . . each, from	1	1	0
5330*	Arm and Shoulder (for disease about shoulder joint) ,,	2	12	6
5331	Ankle and Foot . . . . . ,,	1	1	0
5332	Hip and Leg to Knee . . . each, from £1 10*s.* to	2	10	0
5333*	Ditto, to include Knee . . . each, from £1 15*s.* to	2	15	0
5334*	Knee . . . . . each, from	1	1	0
5335	Thigh to Ankle . . . . . ,,	1	10	0

Moulded directly on the Patient, or cast required.

	Moulded Poroplastic Splints,—			
5336*	Arm and Hand, hospital quality and left plain, each, from 12*s.* 6*d.*; super quality covered	1	10	0
5337*	Arm and Shoulder, hospital quality and left plain, each, from 30*s.*; super quality covered	3	3	0
5338*	Ankle and Foot, hospital quality and left plain, each, from 12*s.* 6*d.*; super quality covered	1	5	0
5339*	Hip and Leg to Knee, hospital quality and left plain, each, from 30*s.*; super quality covered	3	3	0
5340*	Ditto, to include Knee, hospital quality and left plain, each, from 32*s.* 6*d.*; super quality covered	3	5	0
5341*	Knee, hospital quality and left plain, each, from 15*s.*; super quality covered	1	10	0
5342*	Thigh to Ankle, hospital quality and left plain, each, from 25*s.*; super quality covered	2	2	0

Moulded directly on the Patient, or cast required.

* The items marked thus * are not illustrated.

No.

Deformity Instruments and Appliances, *continued*,—

Nose Appliances for deformed or fractured nose (*see page* 471).



5343.

		£	s.	d.
	Reclining Mattress for Spinal Disease,—			
5343	Consisting of horsehair Mattress fitted to stout wicker-work Tray . . . . . each, from	2	2	0

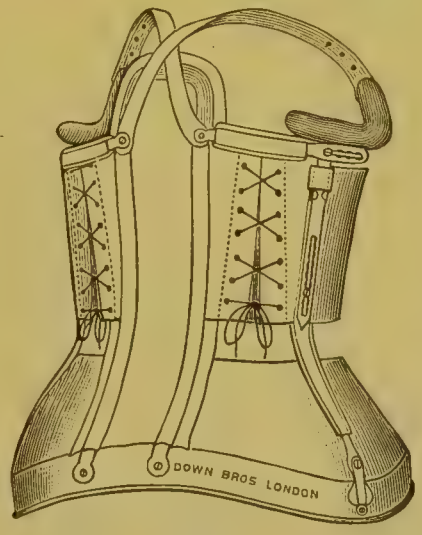

5344.

Spinal Apparatus,—

5344	**Angular Curvature** . . . . . each, from	4	4	0
5345*	Ditto, with double rack action, back plate . . „	5	15	6
5346*	Ditto, Chance's . . . . . „	4	17	6

MEASUREMENTS REQUIRED.—Circumferences at chest, waist, over apex of protuberance, and pelvis 2 inches below crest of ilium; lengths from axilla to ilium, and to great trochanter, on right and left sides; length from sacro-lumbar articulation to apex of protuberance, and measurements of protuberance. A light Sayre's jacket, applied and taken off as soon as dry, forms a mould from which a cast can be taken, which is the best possible guide for making these apparatus to fit accurately.

* The items marked thus * are not illustrated.

No. **Deformity Instruments and Appliances,** *continued*,—

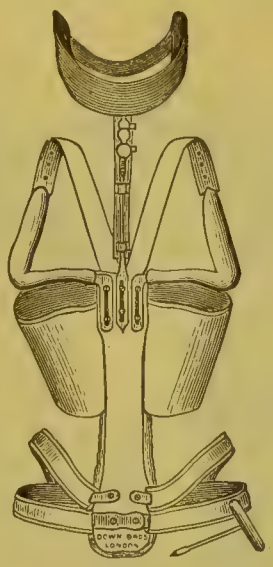

5347.

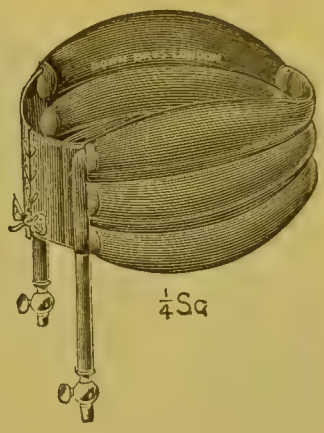

5348.

Spinal Apparatus, *continued*,—

		£	*s.*	*d.*
	Cervical Curvature,—			
5347	Light Spinal Support, with adjustable head rest, each, from	6	6	0
5348	India-rubber Inflating Collars, for relieving the weight of head . . each, children's, from 8*s.* 6*d.*; adults'	0	15	0
5349*	Poroplastic Jacket, with rack action, adjustable head rest, each, children's, from £4 4*s.*; adults', from	4	14	6
	Ditto, ditto, super quality, each, children's, from £4 17*s.* 6*d.*; adults', from	5	17	6

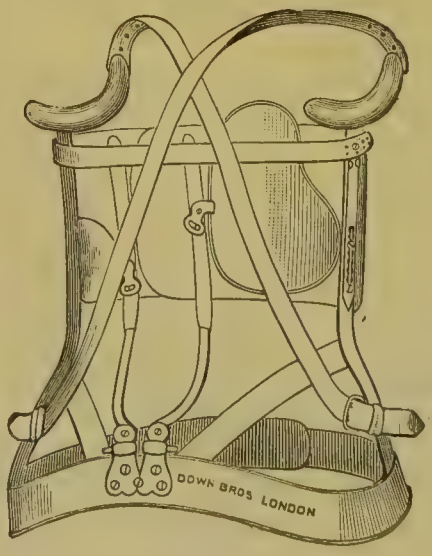

5350.

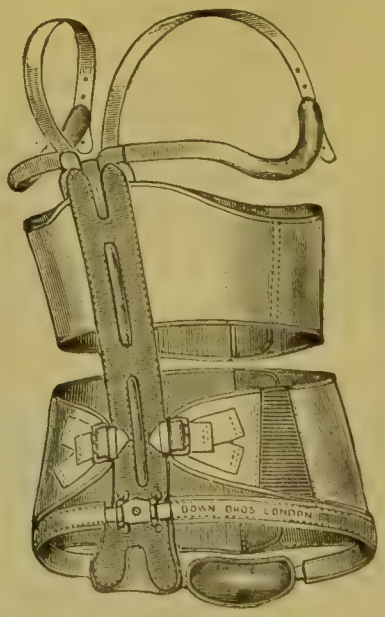

5352.

* The items marked thus * are not illustrated.

No.	Deformity Instruments and Appliances, *continued*,—	£	s.	d.
	Spinal Apparatus, *continued*,—			
5350	**Double Lateral Curvature** . . each, £6 6*s.* to	7	7	0
5351*	Chance's . . . . . each, from	5	5	0

MEASUREMENTS REQUIRED.—Lengths from axilla to crest of ilium, and to great trochanter, on right and left sides; circumferences of chest, waist, and pelvis 2 inches below crest of ilium. State the side and give full description of protuberance and its dimensions, or a cast as explained (page 1229).

5352	**Protheroe Smith's, for Lateral Curvature in its early stages** . . . . . each, from	4	14	6
5353*	Ditto, ditto, with addition of lateral plate . . „	5	15	6

MEASUREMENTS REQUIRED.—Lengths from centre of spine in a line with the axillæ to the sacro-lumbar articulation, and from waist to pubis; circumferences of chest immediately under axillæ, at waist, and pelvis 2 inches below the crest of ilium to the pubis. If fitted with pads, the position and size of these must also be indicated, or a cast taken as explained (page 1229).

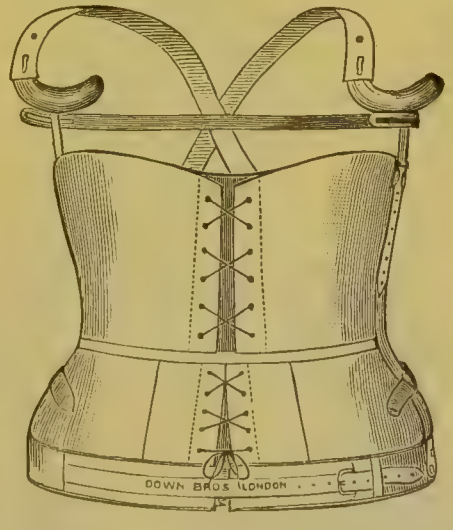

5354.

5354	**Simple Lateral Curvature** . . . . each, from	3	18	6

MEASUREMENTS REQUIRED.—Lengths from axilla to ilium and to great trochanter, on right and left sides; circumferences of chest, waist, and pelvis 2 inches below crest of ilium.

* The items marked thus * are not illustrated.

No.

Deformity Instruments and Appliances, *continued*,—



5355.



5358.

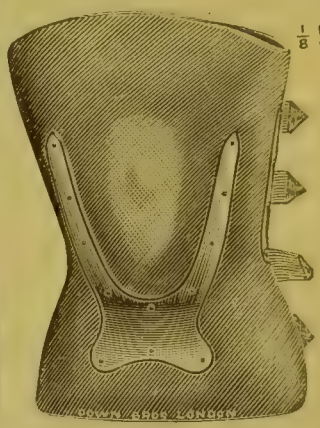

5359.

$\frac{1}{8}$ Sc.

Spinal Apparatus, *continued*,—

5355 **Poroplastic Felt Jackets,—**

		£	*s.*	*d.*
	Hospital quality . . . . . each, from 14*s.* to	1	1	0
	Medium ditto . . . . . each, from 21*s.* to	1	11	6
	Super ditto . . . . . each, from 25*s.* to	2	2	0
5356*	With Steel supports for Lateral Curvature each, extra, from 10*s.* 6*d.* to	1	1	0
5357*	With Crutch supports for Axillæ . . . each, extra	1	7	6
5358	With Steel supports for Lateral Curvature, and Crutch supports for Axillæ . . . . . extra	1	18	0
5359	With Steel supports for Angular Curvature, extra, from 21*s.* to	1	5	0
5360*	With Jury Mast for Cervical Curvature . . extra	1	2	0

For measurements required see next page.



5361.

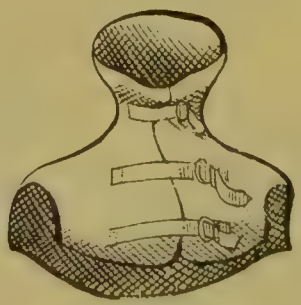

5362.

5361 **For Cervical Curvature,—**

		£	*s.*	*d.*
	Hospital quality . . . . . each, from 21*s.* to	1	11	6
	Medium ditto . . . . . each, from 31*s.* 6*d.* to	2	2	0
	Super ditto . . . . . each, from 42*s.* to	3	3	0

With steel Supports, 10*s.* 6*d.* each extra.

* The items marked thus * are not illustrated.

No.

Deformity Instruments and Appliances, *continued*,—
Spinal Apparatus, *continued*,—

		£	s.	d.
5362	**Poroplastic Felt Jackets for Cervical Curvature,** *continued*,—			
	Hospital quality . . . . . each, from 15*s.* to	1	5	0
	Medium ditto . . . . . each, from 25*s.* to	1	15	0
	Super ditto . . . . . each, from 35*s.* to	2	10	0

With steel Supports, 10*s.* 6*d.* extra.

MEASUREMENTS REQUIRED.—Lengths from axilla to crest of ilium, and ilium to great trochanter; circumferences at chest, waist, and pelvis below crest of ilium. If for angular or severe lateral curvature, position and size of protuberance must be indicated or cast taken as explained (page 1229). For Figs. 5359–5362 curves should be taken with a piece of flexible wire and a tracing made on paper.

These Jackets require subsequent moulding to the body of the patient.



5363.

Steaming Apparatus for moulding Poroplastic Felt Jackets, etc.,—

5363	Down Bros.' pattern, fitted with Spirit Lamp or with Gas Burner, in 2 sizes—height inside 19-in., £1 8*s.* 6*d.*; 28 in.	1	11	6
5364*	**Stays for Spinal Curvature,** with steel arm crutches and whalebone supports . . . . . per pair, from	3	3	0

MEASUREMENTS REQUIRED.—Circumferences at chest, waist, and hips; lengths—armpit to waist, and waist to 2 inches below hips, measurement from under centre of armpit to centre of chest, and from under centre of armpit to centre of back; if not symmetrical, give separate measures for right and left sides.

* The items marked thus * are not illustrated.

No.

Deformity Instruments and Appliances, *continued*,—

Spinal Apparatus, *continued*,—

Sayre's Apparatus,—

		£	s.	d.	£	s.	d.
5365*	The set of Apparatus, complete. Consisting of,—						
	Tripod	3	0	0			
	Leather Band for chin and occiput	0	7	6			
	Arm Rests	0	8	6			
	Set of Pulleys	0	15	6			
	Crossbar, nickel plated	0	8	6			
					5	0	0



5366.

		£	s.	d.	£	s.	d.
5366	The set of Apparatus, complete, as modified by Mr. Golding-Bird. Consisting of,—						
	Tripod	3	0	0			
	Webbing Band for chin and occiput	0	5	6			
	Arm Rests	0	8	6			
	Set of Pulleys	0	15	6			
	Crossbar, nickel plated	0	8	6			
	Apparatus for regulating the tension on head and arms, including small crossbar	1	12	0			
					6	10	0

Portable Tripod, each upright dividing into 3 parts, 15*s.* extra.

* The items marked thus * are not illustrated.

No. **Deformity Instruments and Appliances,** *continued*,—

Spinal Apparatus, *continued*,— £ s. d.

Sayre's Apparatus, *continued*,—

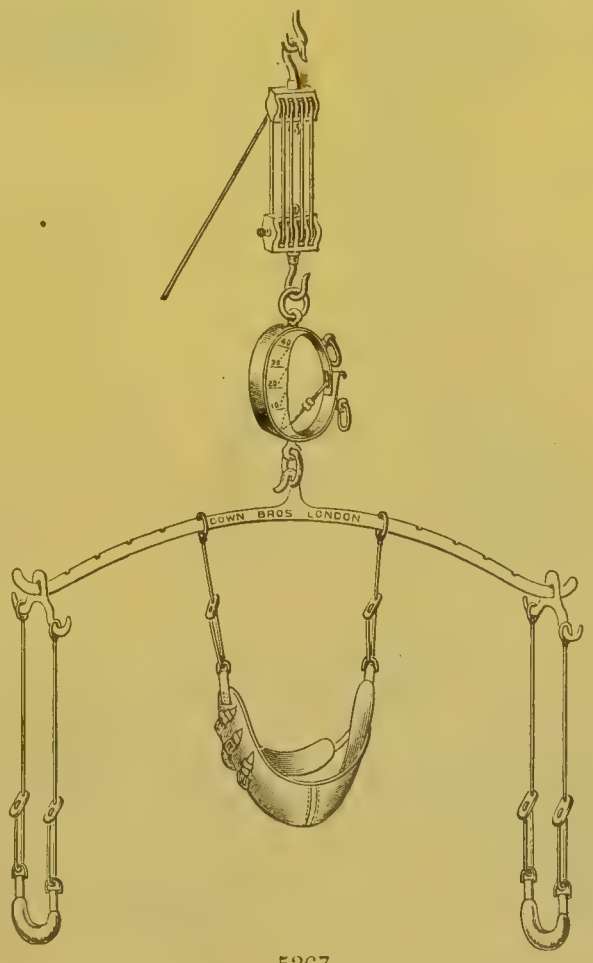

5367.

5367 The set of Apparatus, complete, De Watteville's, for Loco. Ataxy. Consisting of,—

	£	s.	d.
Tripod	3	0	0
Leather Band for chin and occiput	0	8	6
Arm Rests, fitted with small crossbars	1	8	0
Set of Pulleys	1	4	6
Crossbar, nickel plated	0	8	6
Weighing Balance	0	10	6
	7	0	0

Gauze Bandages, for Plaster of Paris (*see pages* 1315–1316).

Plaster of Paris Bandages, prepared ready for use (*see page* 1316).

Plaster of Paris, in sealed tins (*see page* 1316).

5368* **Tin Strips,** in bundles of 6 . . . each, 1*s.* 6*d.*; of 12 0 3 0

5369* **Jury Masts,** Sayre's, with improved band for chin and occiput 1 2 0

Sayre's Vests for Plaster Jackets (*see page* 1319).

5370* **Sayre's Jackets,** fitted to patients . . . each, from 1 1 0

(Including supply of Vest and Bandages.)

* The items marked thus * are not illustrated.

No.	Deformity Instruments and Appliances, *continued*,—	£	s.	d.

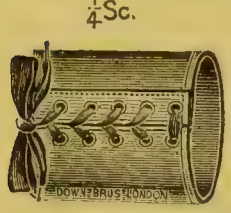

5371.



5372.

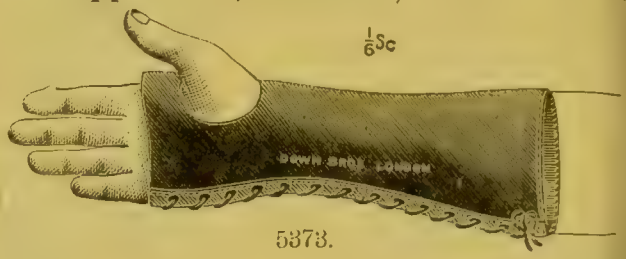

5373.

5371	**Wristlets**, leather, to lace . . . . . each	0	2	0
5372	Ditto, improved model, to buckle . . . . . „	0	3	0
	When ordering state circumference of wrist, and whether right or left.			
5373	Ditto, moulded to hand or plaster cast, hospital quality, each, from	0	15	0
	Ditto, ditto, best, covered in black . . . . . „	1	1	0



5374.

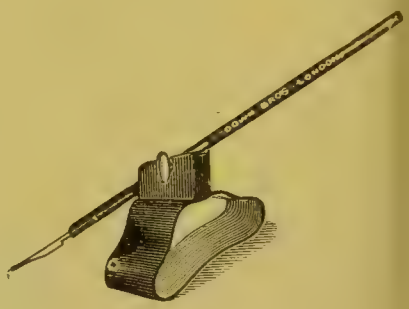

5375.

Writers' Cramp Apparatus,—

5374	Circular light spring Band, for index finger, Clip for pen, and Rest for thumb . . . . . each	0	15	6
5375	Nussbaum's Instrument (in 7 sizes) . . . . . „	0	7	6

MEASUREMENTS REQUIRED.—Tracing of hand, or state size of glove worn.

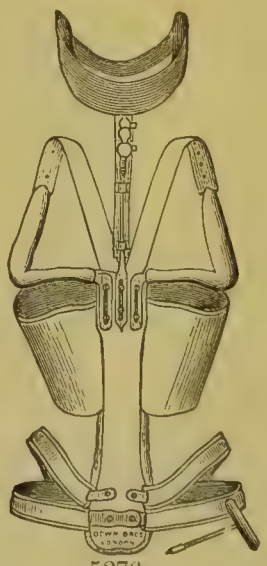

5376.

	Wry Neck Apparatus . . . . . each, from	6	6	0
5376	Ditto, attached to Poroplastic Jackets, children's, each, from £4 4*s.*; adults', from	4	14	6
5377*	Ditto, ditto, super quality, children's, each, from £4 17*s.* 6*d.*; adults', from	5	17	6

* The items marked thus * are not illustrated.

No.

Artificial Limbs, etc.

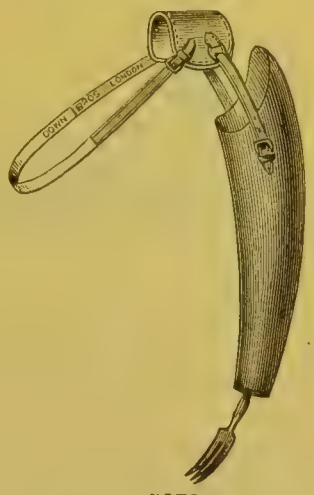

5378.

		£	s.	d.
	Artificial Arms and Hands,—			
	Amputation above Elbow,—			
5378	Arm Socket, leather, fitted with Hook and Knife or Fork, each	1	15	0
5379*	Ditto, wood, with Jointed Elbow and ditto . . ,,	4	4	0
5380*	Ditto, with Jointed Hand and spring Thumb and Hook and Knife or Fork . . . . . each	11	11	0

The prices quoted include the two Instruments mentioned; additional appliances charged extra. (*See pages* 1238–1240.)

MEASUREMENTS REQUIRED.—Length of stump from axilla; circumference of arm at axilla and middle and end of stump. State whether right or left; if with jointed elbow, or to have hand; state also length of sound arm, axilla to elbow, and elbow to wrist; and in case of hand, tracing of sound hand with fingers extended.

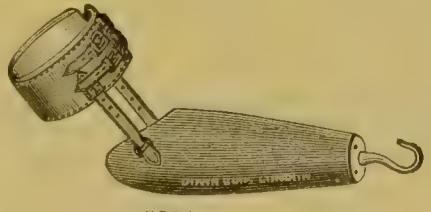

5381.

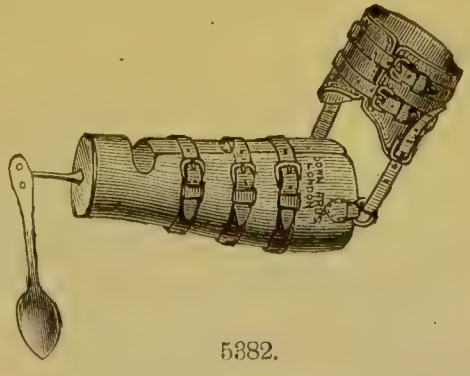

5382.

	Amputation below Elbow,—			
5381	Arm Socket, leather, fitted with Hook and Knife or Fork, each	1	10	0
5382	Ditto, ditto, for Amputation through Wrist-joint, fitted with Hook and Knife or Fork . . . . . each	1	15	0
5383*	Arm Socket, leather, with lateral steel joints for short stumps, and fitted with Hook and Knife or Fork . each	2	2	0

* The items marked thus * are not illustrated.

No. **Artificial Limbs,** *continued,*—

£ s. d.



5384.

Artificial Arms and Hands, *continued,*—

Amputation below Elbow, *continued,*—

5384	Arm Socket, leather, hand with jointed fingers, and spring Thumb with Hook and Knife or Fork . . . each	9	5	0
5385*	Ditto, ditto, ditto, with addition of joint at wrist . „	10	0	0



5386.

5386	Arm Socket, leather, with lateral joints at elbow for short stumps, hand with jointed fingers, and spring Thumb with Hook and Knife or Fork . . . . each	9	15	0
5387*	Ditto, ditto, ditto, with addition of joint at wrist . „	10	10	0

The prices quoted include the two Instruments mentioned; additional appliances charged extra. (*See pages* 1239–1240.)

MEASUREMENTS REQUIRED.—Length of stump from elbow to the end; circumferences above elbow, at elbow, middle and end of stump. Length of sound arm axilla to elbow, and elbow to wrist. If with hand, tracing of sound hand with fingers extended. State whether right or left.

Appliances for screwing into Common Arm Sockets,—

5388*	Double Driving Hook . . . . . each	0	10	6
5389*	Fork . . . . . „	0	2	6
5390*	Hand Vice . . . . . „	0	10	6
5391*	Hook . . . . . „	0	5	0
5392*	Knife . . . . . „	0	3	6
5393*	Ring (for broom handle, rake, hoe, etc.) . . . . „	0	5	0
5394*	Spoon . . . . . „	0	10	0

N.B.—These are similar to the appliances illustrated on following pages, but made in cheaper form to screw into ordinary arm sockets.

* The items marked thus * are not illustrated.

No.

Artificial Limbs, *continued*,—



5395.

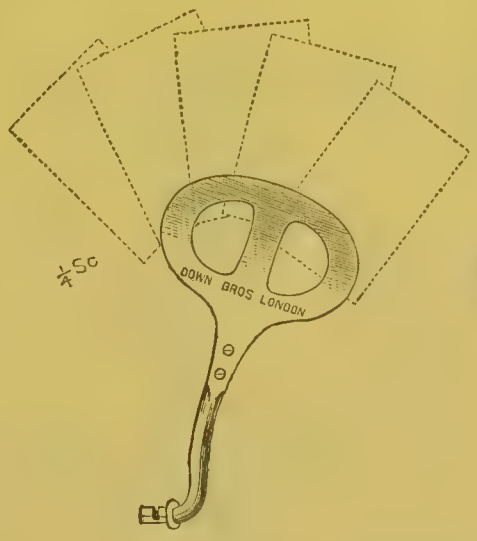

5396.

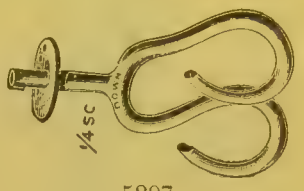

5397.

		£	s.	d.
	Appliances for Artificial Arms with Hands, nickel plated,—			
	These are made in two forms: those to fit in end of socket are made with a bayonet catch and flange with series of holes so that they may be fixed in different positions for convenience; the other form are made to fit in palm of hand with spring clip as shown on the Card Clip.			
5395	Button Hook . . . . . each	0	12	6
5396	Card Clip, for cards or papers, to fit socket, 16*s.*; to fit palm „	0	19	0
5397	Double Driving Hook, for reins . . . . . „	0	15	0



5398.



5399.

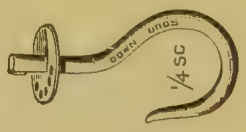

5400.

5398	Fork . . . . . each	0	9	6
5399	Hand Vice (the mountings only nickel plated) . . . „	0	13	6
5400	Hook . . . . . „	0	12	6
5401*	Ditto, small, for palm of hand . . . . . „	0	12	6
5402*	Knife . . . . . „	0	10	6
5403*	Nail Brush . . . . . „	0	17	6

* The items marked thus * are not illustrated.

No.

Artificial Limbs, *continued*,—



5404.



5405.

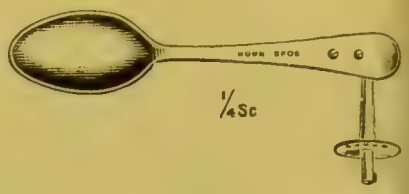

5406.

		£	s.	d.
	Appliances for Artificial Arms with Hands, nickel plated, *continued*,—			
5404	Pen-holder . . . . . each	0	12	6
5405	Ring . . . . . „	0	10	6
5406	Spoon . . . . . „	0	13	0



5407.

	Combined Knife and Fork,—			
5407	"The Nelson," for use with one hand . . . . each	0	5	6

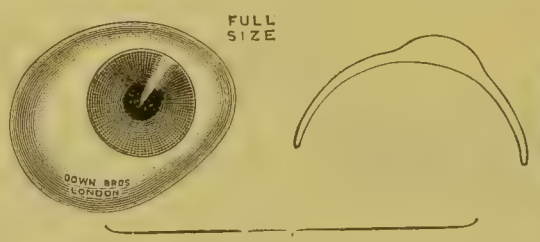

5408.

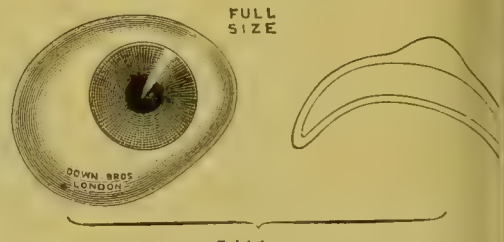

5411.

5408	**Artificial Eyes,** selected from stock . . . . each	0	10	6
	Ditto, in quantities of not less than 1 doz. . . per doz.	4	4	0
	Ditto, made to special order . . . . . each	0	15	0
5409*	Ditto, second quality, in quantities of not less than 1 doz. per doz.	2	2	0
5410*	Ditto, plain glass . . . . . each	0	2	0
5411	Snellen's model, with thickened edges, etc.; each, selected from stock, 10*s.* 6*d.*; made to order from	0	15	0
5412*	**Fingers or Part Hand,**—			
	2 Fingers, with leather socket . . . . . each	2	10	0
	3 Fingers, ditto . . . . . „	3	5	0
	4 Fingers, ditto . . . . . „	4	0	0
	Plaster cast of stump required, with tracing or glove of sound hand.			
5413*	**Noses, Artificial,** of celluloid, and fitted with Spectacles, each, from	2	2	0

(There can be no fixed charge in these cases; the charge is made according to the time occupied and circumstances attending each case.)

* The items marked thus * are not illustrated.

No

Artificial Limbs, *continued*,—



5416.



5417.

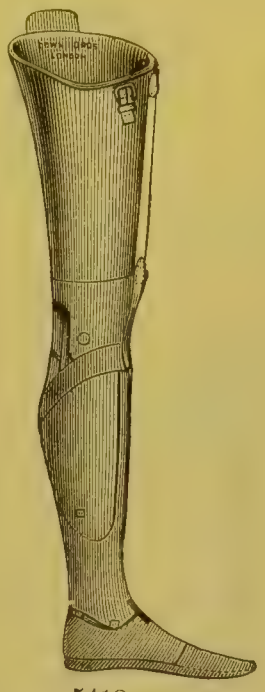

5418.

		£	s.	d.
	Artificial Legs and Feet,—			
	Amputation at Hip-joint,—			
5414*	Moulded leather, Pelvic Support and Jointed Pin . each	4	14	6
	MEASUREMENTS REQUIRED.—Mould or cast of pelvis; length to ground, with boot on sound limb.			
	Amputation above Knee or through Knee-joint,—			
5415*	Bucket Leg, leather socket . . . . . each	1	15	0
5416	Ditto, wooden ditto . . . . . „	1	10	0
5417	Ditto, ditto, and joint at knee . . . . . „	3	3	0
	Shoulder Straps, when necessary, 5*s.* each extra.			
	MEASUREMENTS REQUIRED.—Circumferences of leg at crotch, middle, and end of stump; lengths from crotch to end of stump, and end of stump to ground, and crotch to ground, *with boot on sound limb.* State whether right or left.			
5418	Artificial Leg and Foot, best quality and workmanship, with tendons . . . . . each, from	12	12	0
5419*	Ditto, ditto, second quality . . . . „ „	9	0	0
	MEASUREMENTS REQUIRED.—Circumferences of thigh at crotch, middle, and end of stump; lengths from crotch to end of stump, end of stump to ground, and crotch to ground *without boot on sound limb.* Circumference of sound leg at calf, ankle, heel, instep, and toes; and length from crotch to centre knee. State whether right or left. Tracing of sound foot or pattern boot.			

* The items marked thus * are not illustrated.

No. | **Artificial Limbs,** *continued*,—

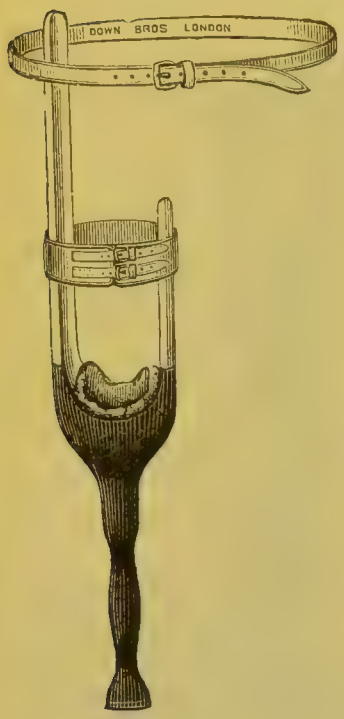

5420.

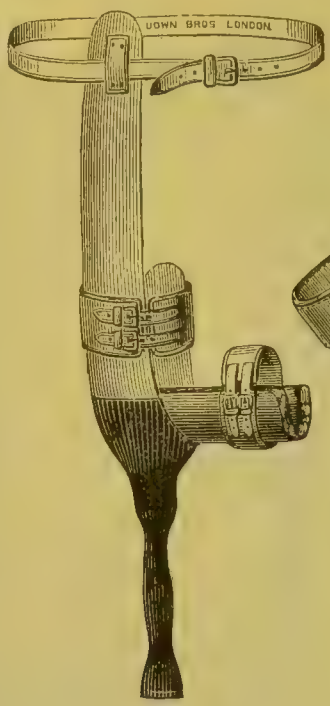

5421.

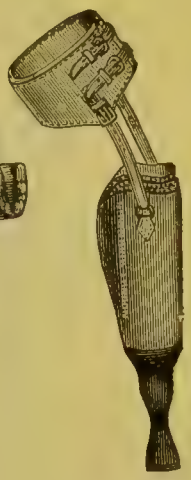
5422.

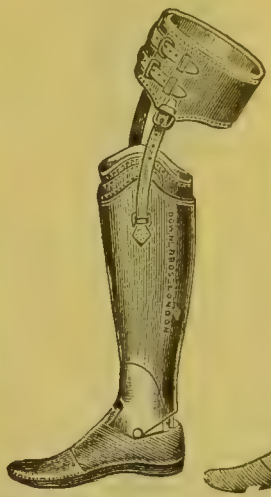
5423.


5424.

		£	s.	d.
	Artificial Legs and Feet, *continued*,—			
	Amputation below Knee,—			
5420	Pin Leg . . . . . each	0	19	0
5421	Ditto, with Rest (for long stumps) . . . . ,,	1	5	0
	MEASUREMENTS REQUIRED.—Diameter at knee when bent, length from centre of knee when bent to ground *with boot on sound limb*. State whether right or left.			
5422	Leather Socket with pin for long stumps . . . each	1	15	0
5423	Ditto, with jointed foot for ditto . . . . ,,	6	15	0
	MEASUREMENTS REQUIRED.—Circumferences of thigh at 3 inches and 7 inches above centre of knee, below knee, middle, and end of stump; length of stump from centre knee. For Fig. 5422, length of sound limb centre of knee to ground *with boot on sound limb*; but for Fig. 5423, *without the boot on*, and in addition tracing of foot or pattern boot. State whether right or left.			
5424	Artificial Leg and Foot, best quality and workmanship (with lateral joints and thigh supports) . . each, from	10	10	0
5425*	Ditto, ditto, second quality . . . . . each	8	8	0
	MEASUREMENTS REQUIRED.—Circumferences at crotch, middle and lower third of thigh, with lengths from point to point; circumferences at knee, upper epiphysis of tibia, calf, and end of stump; lengths from crotch to centre knee, and centre knee to end of stump, end of stump to ground, and crotch to ground *without boot on sound limb*; circumferences of sound limb below knee, calf, ankle, instep, and toes; tracing of sound foot or pattern boot.			

* The items marked thus * are not illustrated.

No. **Artificial Limbs,** *continued,*—



5426.



5431.

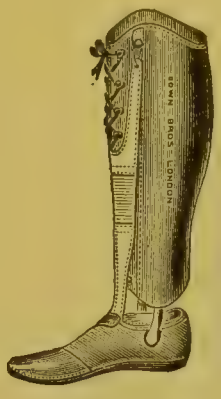

5432.

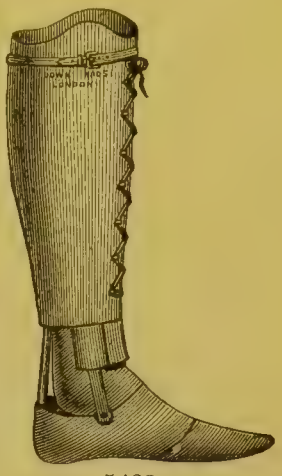

5433.

Artificial Legs and Feet, *continued,*—

Amputation of Foot,—

		£	s.	d.
	Chopart's Operation,—			
5426	Boot . . . . . each, from	1	19	0
5427*	Artificial Foot . . . . . each	3	0	0
	Miculitz's Operation,—			
5428*	Boot . . . . . each	2	10	0
	Pirogoff's Operation,—			
5429*	Round Boot . . . . . each, from	1	19	0
5430*	Artificial Foot . . . . . each	5	0	0
	Syme's Operation,—			
5431	Round Boot . . . . . each, from	1	18	0
5432	Artificial Foot, with joint . . . . . each	5	0	0
5433	Ditto, with joint and tendon . . . . . „	7	10	0
5434*	Ditto, carried up the leg to take bearing on thigh, (similar to Fig. 5424) . . . . each, from	10	10	0

MEASUREMENTS REQUIRED.—Circumferences below knee, calf and ankle, and of the stump, **with cast of the same ;** lengths from point to point and centre knee to end of stump, and stump to ground, *taken with boot on sound limb* if Nos. 5426, 5428, 5429, and 5431 : *but if for artificial foot, no boot should be on sound limb,* but pattern boot must be sent to match. State whether right or left.

Cast should be taken to include upper epiphysis of tibia.

* The items marked thus * are not illustrated.

No.

Crutches.



5435.



5436.



5438.



5439.



5440.



5441.



5442.

No.	Crutches, *continued*,—	£	s.	d.
5435	Plain Stick, for hospital use . . . . per doz. pairs	1	7	0
5436	Ditto, with leather-padded heads . . . „ „	2	14	0
	Ditto, black, with leather-padded heads . . per pair	0	7	6
5437*	Ditto, ditto, ditto, with rest for leg . . . each	0	7	6
5438	Beaumont's, with hand rest . . . . . per pair	0	4	9
5439	Double Spring . . . . . per pair	1	15	0
5440	French Pattern . . . . . „	0	13	6
5441	Ditto, with rest for knee . . . . . each	0	13	6
5442	Single Spring . . . . . per pair	1	12	0

MEASUREMENTS REQUIRED.—Length from axilla to ground, and state patient's height.

5443*	Crutch Ferrules, brass, fitted with wooden plugs for lengthening Crutches . . . . . per pair	0	2	0



½ sc
5444.



5447.



5448.

Crutch Shoes,—

5444	India-rubber, for Crutches, Figs. 5439 to 5442 . . per pair	0	2	3
5445*	Ditto, larger for Stick Crutches, Figs. 5435 to 5438 „	0	2	6
5446*	Ditto, leather, for Crutches, Figs. 5439 to 5442 . „	0	2	0
5447	Crutch Sticks . . . . . each	0	4	6
5448	Ditto . . . . . „	0	5	6

* The items marked thus * are not illustrated.

No.

Abdominal Belts, Binders, etc.

The prices quoted are the wholesale prices for Hospitals, etc., and refer to all sizes up to 40-inch. Larger sizes are charged extra.

Belts and similar appliances are not sent out on approval, but in the event of their not fitting, particulars should be given of required alterations, which will be carefully carried out at least possible cost.

All cases sent for fitting receive careful attention, and charge made according to circumstances.

Directions for Measurement.

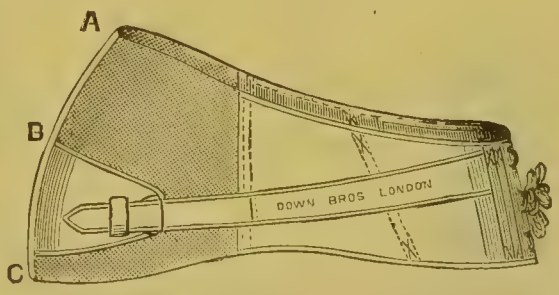

MEASUREMENTS REQUIRED for Abdominal Belts.—Circumferences A, B, and C; depths from A to B and B to C.

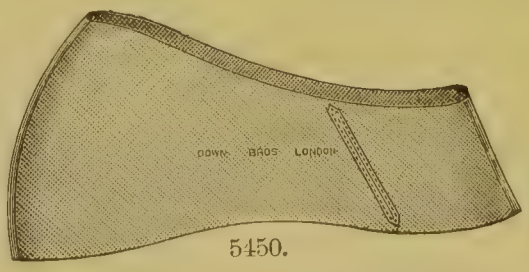

5450.



5451.

		£	s.	d.
	Abdominal Belts, Ladies',—			
5450	Cotton Elastic, to draw on . . . . . each	0	13	6
	Silk Elastic, ditto . . . . . „	1	1	0
5451	Cotton Elastic, with side laces . . . . . „	0	15	6
	Silk Elastic, ditto . . . . . „	1	5	6
	Silk Elastic, to lcee at back, fitted with fulcrum band . „	2	3	6

If fitted with india-rubber under-straps, 3*s.* per pair extra.

If fitted with Perineal Pad, 5*s.* each extra.

Measurements required,—as described above.

No.

Abdominal Belts, Binders, etc., *continued*,—

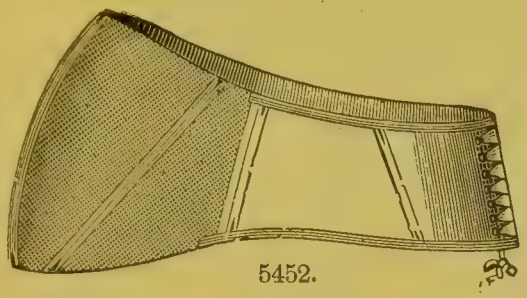

5452.

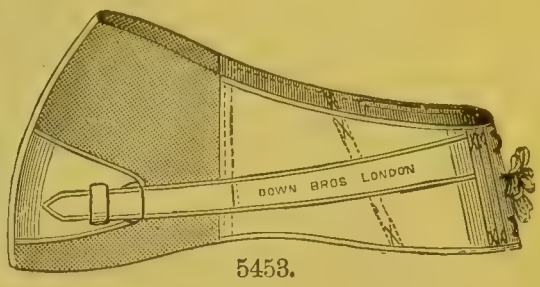

5453.

Abdominal Belts, Ladies', *continued*,—

		£	s.	d.
5452	Cotton Elastic, with jean back, to lace . . . . each	0	10	6
	Silk Elastic, ditto, ditto . . . . . ,,	0	16	0
5453	Cotton Elastic, with best grey coutille back and fulcrum band each	1	1	0
	Silk Elastic, with best pink sateen jean back and fulcrum band . . . . . each	1	10	0

If fitted with india-rubber under-straps, 3*s*. per pair extra.
If fitted with Perineal Pad, 5*s*. each extra.
Measurements required as described on page 1246.

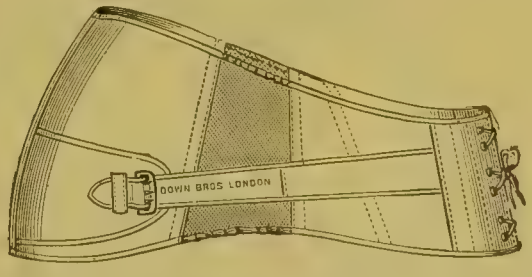

5454.

5454	Cotton Elastic sides only, with stout twill jean front and back, and fulcrum band . . . . . each	0	13	6
	Ditto, with superior jean front and back, and fulcrum band, each	0	17	6
	Ditto, with best grey coutille front and back, and fulcrum band . . . . . each	1	0	0
	Silk Elastic sides only, with best pink sateen jean front and back, and fulcrum band . . . . . each	1	10	0

If fitted with india-rubber under-straps, 3*s*. per pair extra.
If fitted with Perineal Pad, 5*s*. each extra.
Measurements required as described on page 1246.

5455* **For Appendicectomy** (Belts as Fig. 5157, fitted with suitable pads, at the same prices as quoted, see also Fig. 5465, p. 1250).

* The items marked thus * are not illustrated.

No. **Abdominal Belts, Binders, etc.,** *continued,*—

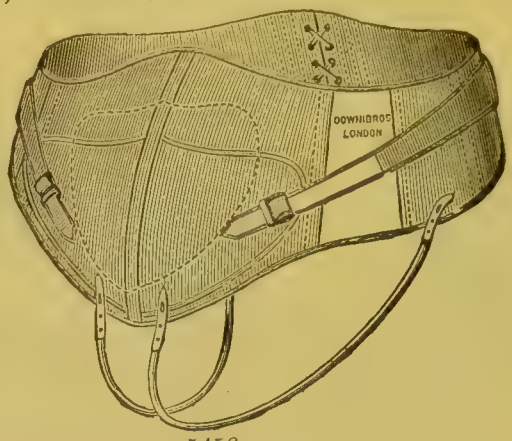

5456.

No.	Abdominal Belts, Ladies', *continued,*—	£	s.	d.
5456	**For Wear after Operation,—**			
	Cotton Elastic sides only, stout twill jean front and back, fulcrum band, padded under-straps, fitted with stuffed pad . each	0	15	0
	Ditto, with superior jean front and back, fulcrum band, india-rubber under-straps, fitted with air-pad . each	1	1	0
	Ditto, with best grey coutille front and back, and ditto, ditto	1	3	6
	Silk Elastic sides only, with best pink sateen jean front and back, fulcrum band, and india-rubber under-straps, fitted with air-pad . . . . . each	1	15	0

Measurements required as described on page 1246, and state size and position of Wound Cicatrix.

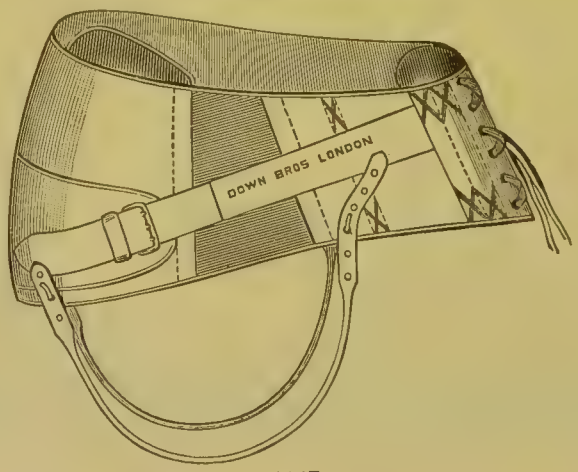

5457.

5457	**For Floating Kidney,—**			
	Cotton Elastic sides only, stout twill jean front and back, fulcrum band, padded under-straps, fitted with air-pad . . each	0	18	0
	Ditto, with superior jean front and back, india-rubber under-straps and air-pad . . . . . each	1	1	0
	Ditto, with best grey coutille front and back, and ditto, ditto each	1	3	6
	Silk Elastic sides only, with best pink sateen jean front and back, fulcrum band and india-rubber under-straps, fitted with air-pad	1	15	0

If fitted with pads for both kidneys, 3*s.* extra.

Measurements required as described on page 1246, and state whether for right or left kidney.

No.

Abdominal Belts, Binders, etc., *continued*,—

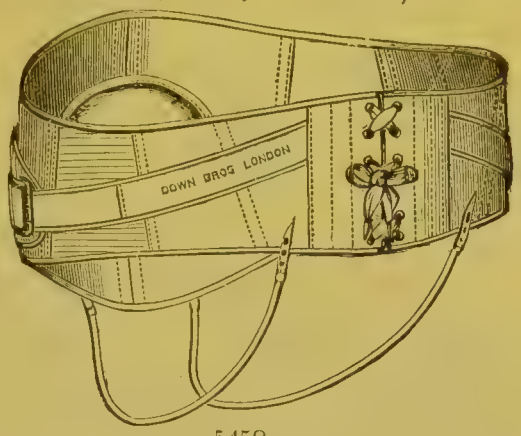

5458.

No.	Abdominal Belts, Ladies', *continued*,—	£	s.	d.
5458	For Umbilical Hernia,—			
	Cotton Elastic sides only, with stout twill jean front and back, fulcrum band and padded under-straps, fitted with air-pad . . . . . each	0	18	0
	Ditto, with superior jean front and back, india-rubber under-straps, and air-pad . . . . . each	1	1	0
	Ditto, with best grey coutille front and back, and ditto. „	1	3	6
	Silk Elastic sides only, with best pink sateen jean front and back, fulcrum band and india-rubber under-straps, fitted with air-pad . . . . . each	1	15	0
	Measurements required as described on page 1246, and state size of hernia, and whether reducible; if irreducible a special concave pad is necessary.			

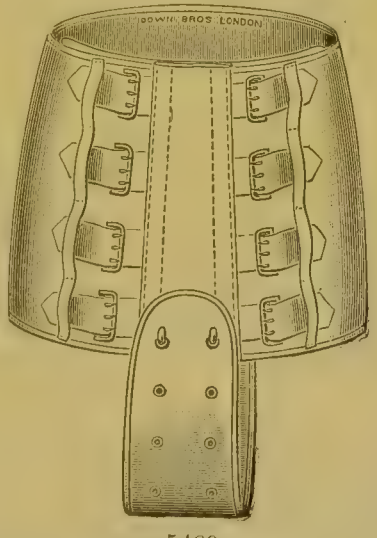

5460.

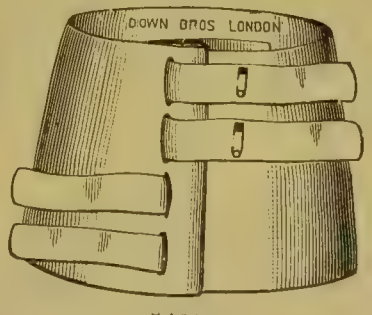

5461.

5459*	**Accouchement Binders with hooks** . . . . each	0	5	6
5460	Ditto, improved, with buckles . . . . . „	0	6	6
5461	The "Universal" . . . . . „	0	6	6

MEASUREMENTS REQUIRED.—Circumference at largest point of abdomen.

Extract from a letter in "Guy's Hospital Gazette," July 12, 1890.

By Dr. STEELE PERKINS, of Wimpole Street.

I venture to write you in order to bring to the notice of Guy's men an Obstetric Binder, which, after a long trial extending over many years, has proved itself far superior to

* The items marked thus * are not illustrated.

No. **Abdominal Belts, Binders, etc.,** *continued*,— £ s. d.

Accouchement Binders, *continued*,—

any other form of Binder I have ever met with, and I have tried most of those that are advertised. It is called "The Universal Binder," and is made by Messrs. DOWN BROS., of St. Thomas's Street.

Among its advantages are the following:—

1. *Efficiency.*—It is exceedingly comfortable, and fulfils the requisites of a Binder in every respect.

2. *Easy of Application and Re-application.*—It can be tightened easily, which is of great importance with a Binder; as for comfort it wants to be seen to frequently and re-adjusted without disturbing the patient, and these points the nurse (or even the patient herself) is able to carry out with the least possible trouble.

3. *Washable.*—Having no steels or whalebone, it can be washed without any possibility of damage being done to it.

4. *Cheapness.*—Its Retail Price is 8*s.* 6*d.*, which is less than most of the Obstetric Binders that are sold.

Breast Supports,—

5462* Wickers' Breast Supporters, simple form, for hospital use, stock sizes . . . . . each 0 4 0

Superior appliances are made specially to order to suit individual cases.

MEASUREMENTS REQUIRED.—From centre of armpit over convexity of breast to centre of chest; from centre of armpit to centre of back. If for only one breast, state right or left.

Prolapsus Supports (*see pages* 1263–1264).

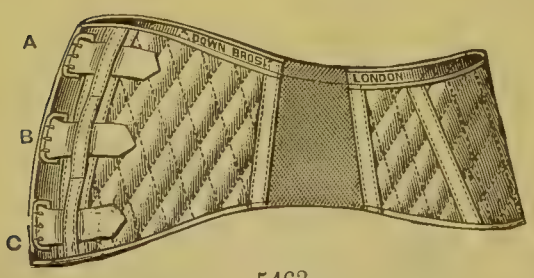

5463.

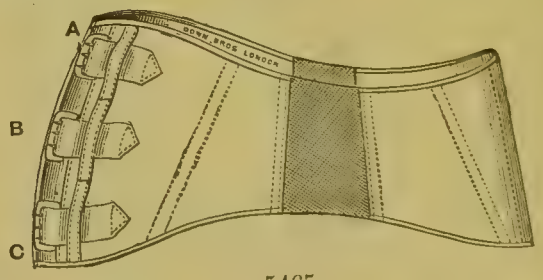

5465.

Gentlemen's Belts,—

5463 Anti-rheumatic, scarlet flannel and elastic sides . . each 0 8 6

5464* Cholera, all flannel, with tapes . . . . . „ 0 3 6

5465 Drab sateen jean back and front, with cotton elastic sides, to buckle in front or at side . . . . . each 0 13 6

Best pink sateen jean or moleskin, with silk elastic sides, to buckle in front or at side . . . . . each 1 5 0

If fitted with air-pad for Appendicectomy, 3*s.* extra.
If fitted with air-pad for Umbilical Hernia, etc., 3*s.* extra.
If fitted with india-rubber understraps, 3*s.* per pair extra.

MEASUREMENT REQUIRED.—Circumferences **A**, **B**, and **C**; and depths **A** to **B** and **B** to **C**.

* The items marked thus * are not illustrated.

No. **Abdominal Belts, Binders, etc.,** *continued,*— £ s. d.

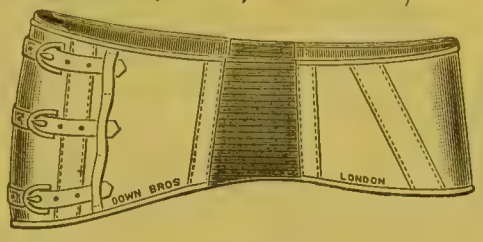

5466.

Gentlemen's Belts, *continued,*—

MEASUREMENT REQUIRED.—Circumference at Umbilicus.

5466 Riding, stout webbing, finished with soft doe leather . each 0 7 6
5467* Ditto, flannel, with webbing straps and buckles . „ 0 7 0

Any of the above fitted with pads for Umbilical Hernia, from 3*s.* each extra. State size of hernia and whether reducible.

Hydropathic Compresses,—

5468* Abdomen . . . . . each 0 3 6
5469* Throat . . . . . per doz. 0 12 0

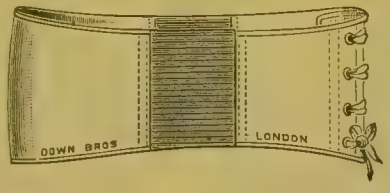

5471.

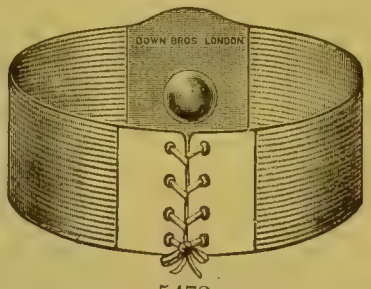

5473.

Umbilical Belts,—

MEASUREMENT REQUIRED.—Circumference at Umbilicus.

5470* Adults', elastic, to lace, with air-pads, each, 5 inches wide, 10*s.* 6*d.*; 6 inch 0 12 6
5471 Children's, jean back and front, elastic sides and pad . each 0 3 6
5472* Ditto, best pink jean front and back, fitted with air-pad, each 0 5 0
5473 Ditto, elastic web, to lace . . . . . per doz. 1 4 0

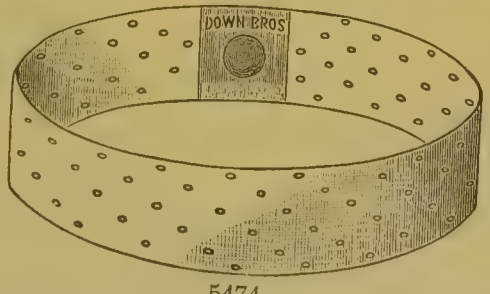

5474.

5474 Ditto, Down Bros.' improved (recommended) . . per doz 1 12 0

This Band is made entirely of india-rubber, and is therefore "washable," and perforated, so as not to confine the perspiration. The Pad is flat and not convex, and softly padded with Moc Main and air.

MEASUREMENT REQUIRED.—Circumference of child at Umbilicus.

(*See also* Trusses, Umbilical, *page* 1264, and Abdominal Belts fitted with air-pads, *pages* 1249–1251).

* The items marked thus * are not illustrated.

No.

Elastic Stockings, etc.

Prices quoted are the wholesale prices and refer to stock sizes, Nos. 1 to 8. If made to special measurements, charged extra.

In all cases exact measurements of the limb should be sent, and allowance will be made for expansion.

All cases sent for fitting receive careful attention, and charge made according to circumstances.

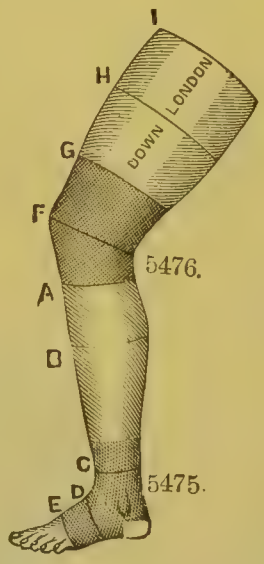

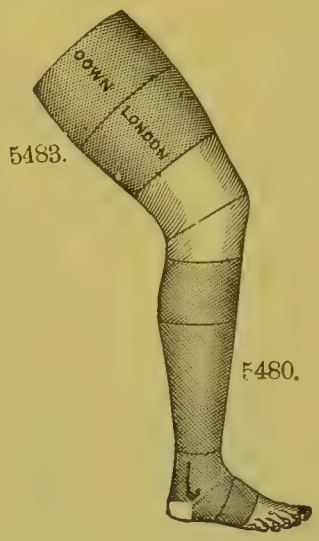

DIRECTIONS FOR MEASUREMENTS.

For a Stocking .	Circumferences at A, B, C, D, and E.	Length, A to sole of foot.
For a Legging .	Circumferences at A, B, and C.	Length, A to C.
For a Kneecap .	Circumferences at G, F and A.	Length, G to A.
For a Sock . .	Circumferences at C, D, and E.	Length, C to sole of foot.
For a Thighpiece.	Circumferences at I, H, and G.	Length, I to G.

For appliances extending above the knee, the length should be given from the highest point to the centre of knee, and from centre of knee to sole of foot.

Elastic Stockings to draw on,—

			Silk.			Stout Silk, to give additional support.			Super Silk, for light pressure and summer wear.			Cotton.		
			£	s.	d.	£	s.	d.	£	s	d.	£	s.	d.
5475	Anklets . . .	per pair	0	6	4	0	8	4	0	12	6	0	4	2
5476	Kneecaps . .	,,	0	7	0	0	10	0	0	13	0	0	4	6
5477*	Leggings . .	,,	0	8	6	0	11	0	0	15	0	0	5	0
5478*	Ditto, Knee . .	,,	0	15	6	1	0	8	1	8	3	0	9	4
5479*	Ditto, Thigh .	,,	1	5	0	1	10	8	2	1	0	0	15	0
5480	Stockings . .	,,	0	10	6	0	14	6	1	0	0	0	6	4
5481*	Ditto, Knee . .	,,	0	17	6	1	4	6	1	13	0	0	10	10
5482*	Ditto, Thigh .	,,	1	7	0	1	15	0	2	6	6	0	16	4
5483	Thighpieces . .	,,	0	9	6	0	10	6	0	16	0	0	5	6
5484*	Wristlets (black) .	,,	0	3	0	—			—			0	2	6
5485*	Mittens (black) .	,,	0	7	0	—			—			—		

* The items marked thus * are not illustrated.

No.

Elastic Stockings, etc., *continued*,—

Elastic Stockings, etc., to lace (these are only made to special order),—

			Silk. £ s. d.	Cotton. £ s. d.
5486*	Anklets	per pair	0 11 0	0 8 6
5487*	Kneecaps	„	0 12 6	0 9 6
5488*	Leggings	„	0 15 0	0 10 6
5489*	Stockings	„	0 18 6	0 12 6
5490*	Ditto, Knee	„	1 10 0	1 0 0
5491*	Ditto, Thigh	„	2 0 0	1 7 0

MEASUREMENTS REQUIRED.—As previously described. State whether right or left.

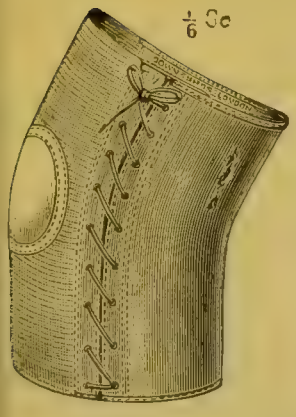

5275.

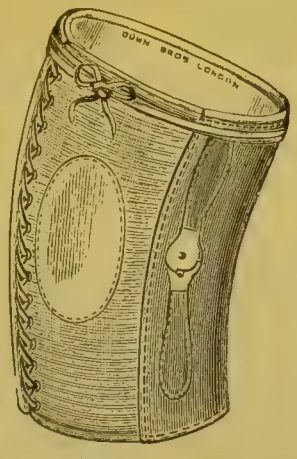

5278.



5494.

Elastic Web and Jean Stockings, etc., to lace,—

			£ s. d.
5492*	Anklets	each	0 8 6
5275	Kneecaps	„	0 8 6
5493*	Stockings	„	0 12 6

MEASUREMENTS REQUIRED.—As previously described. State whether right or left.

Leather Kneecaps (*see pages* 1216–1217).

5494 **Rider's Sprain Appliance,** with leather padded belt and stout webbing thigh piece . . . . . each 1 11 6

MEASUREMENTS REQUIRED.—Circumferences at waist and two inches below hips; circumferences of thigh at crotch and six inches below.

Wire Elastic Anklets and Kneecaps,—

			£ s. d.
5495*	Anklets	each	0 15 0
5276*	Kneecaps	„	0 15 0
5277*	Ditto, with steel springs at back, to give additional support and lessen action of joint	each	1 0 0
5278	Ditto, with light lateral steel joint	„	1 2 6
5279*	Ditto, with joints on both sides	„	1 10 0

MEASUREMENTS REQUIRED.—As previously described. State whether right or left.

* The items marked thus * are not illustrated.

No.

Suspenders.

£ s. d.

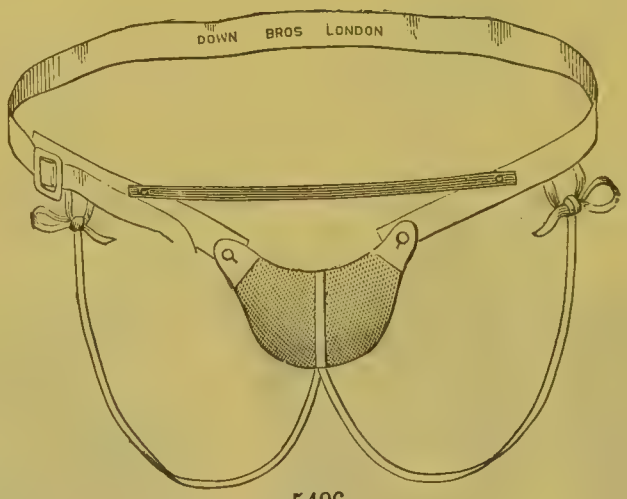

5496.

Suspenders,—

5496 Cock's, with jean bands, under-straps, and elastic cross-straps, cotton-net bags . . . . . per doz. 1 10 0

Ditto, ditto, ditto, with silk-net bags . . . per doz. 2 2 0

These Suspenders (Fig. 5496), made at the suggestion of the late Mr. E. Cock, give equal support in any position of the body, and without constricting the back of scrotum.

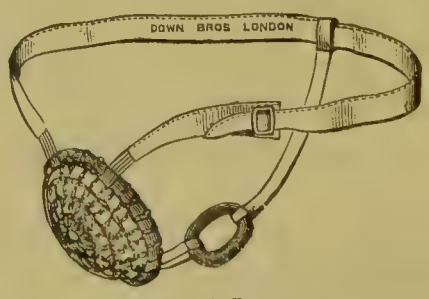

5497.

5497 Keetley's . . . . . per doz. 1 13 0

No.

Suspenders, *continued*,—

£ *s.* *d.*

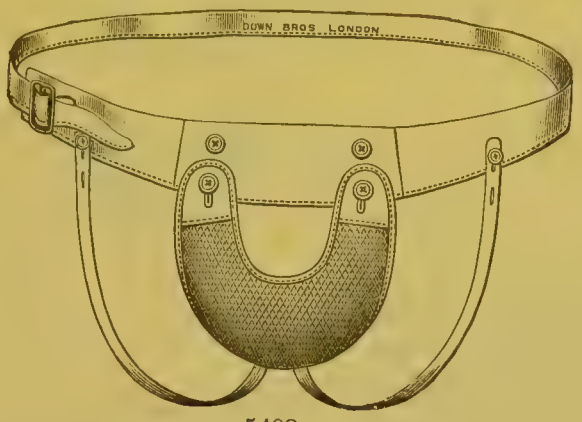

5498.

Suspenders, *continued*,—

5498	Cotton-net bags, jean bands and under-straps . .	per doz.	0 16	6
	Ditto, ditto, extra large bags	,,	0 18	0
	Silk-net bags, jean bands and under-straps . .	,,	1 1	0
	Ditto, ditto, extra large bags	,,	1 4	0
5499*	Jean Bags, jean bands and under-straps . . .	,,	0 18	0
	Ditto, ditto, extra large bags	,,	1 1	0

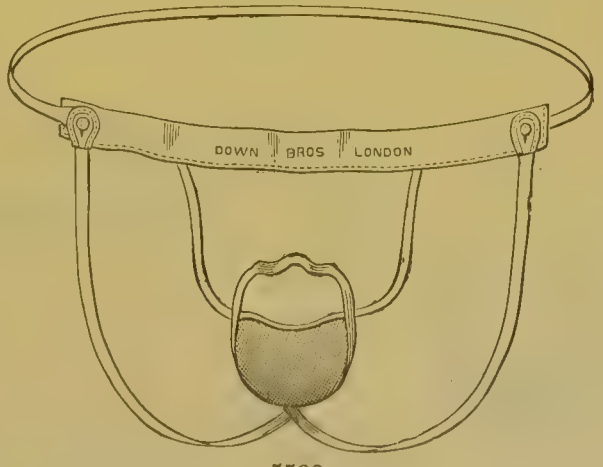

5500.

5500	Silk-net Bags, with bands and under-straps of silk elastic for riding	per doz.	1 16	0

* The items marked thus * are not illustrated.

No.	**Suspenders,** *continued,*—	£	s.	d.

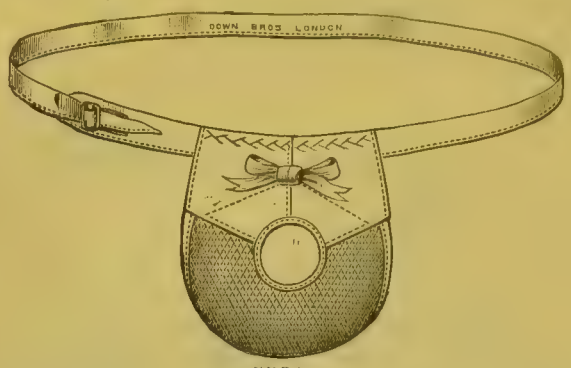

5501.

Suspenders, *continued,*—

5501	Cotton Bags, and tapes to contract the bags, jean bands, per doz.	0	12	0
	Ditto, ditto, ditto, extra large bags . . . . „	0	14	0
	Silk Bags, ditto, ditto . . . . . „	0	17	6
	Ditto, ditto, ditto, extra large bags . . . „	1	0	6

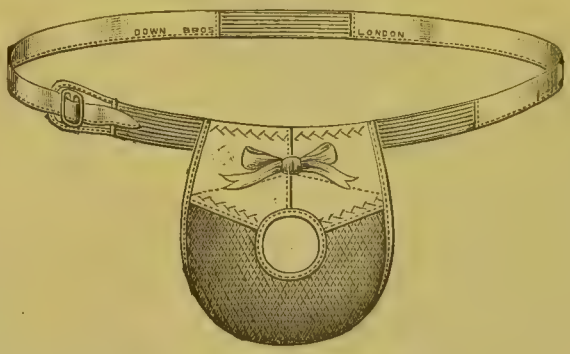

5502.

5502	Silk Bags, tapes to contract the bags, and elastic insertion in bands . . . . . per doz.	1	1	0
	Ditto, ditto, ditto, extra large bags . . . „	1	4	0
	Cotton Bags, ditto, ditto . . . . . „	0	16	6
	Ditto, ditto, ditto, extra large bags . . . „	0	18	6

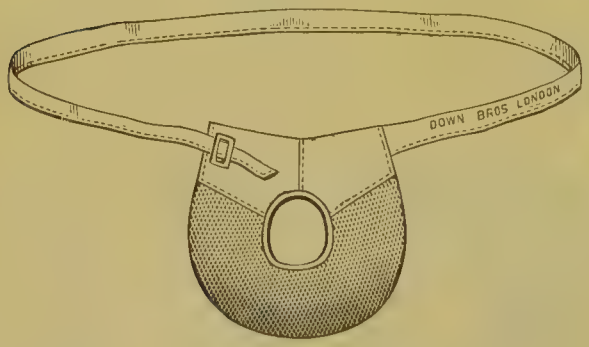

5503.

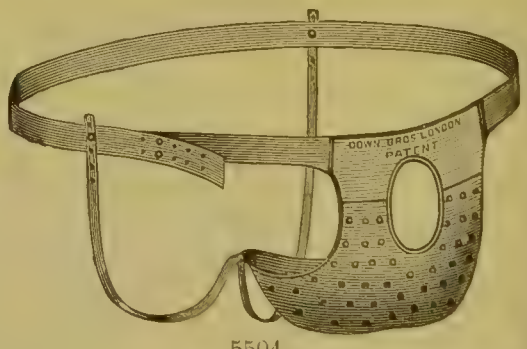

5504.

5503	Cotton Bags and jean bands . . . . . per doz.	0	9	0
5504	**Brindley James' Hygienic** . . . . . each	0	4	6

This appliance is made entirely of india-rubber, and has been devised to afford an elastic support to the scrotum in cases of varicocele, but is also applicable in all other cases where support is needed; it is perforated to allow of free evaporation of the perspiration, and possesses the great advantage of being washable.

No.	Suspenders, *continued*,—	£	s.	d.
5505*	Brodie's Suspenders . . . . . each	0	3	0
5506*	Jean Bags, lined Jaconet, for Gonorrhœa . . . per doz.	0	8	6
5507*	Morgan's Suspenders, for Varicocele . . . . each	0	5	6
5508*	Orchitis Bags, india-rubber, to lace . . . . . „	0	3	0
5509*	Varicocele Rings . . . . . per doz.	0	8	0

Trusses.

MEASUREMENT REQUIRED.—Circumference 2 inches below crest of ilium, tape passing over the seat of hernia and meeting at os pubis. State whether right or left, and some description of size of hernia.

Trusses and similar appliances are not sent out on approval, but in difficult cases, in the event of their not fitting, particulars should be given of required alterations, which will be carefully carried out at least possible cost.

The prices quoted are the wholesale prices for Hospitals, etc., and refer to stock sizes, viz., 11 to 40 inches.

All cases sent for fitting receive careful attention, and charge made according to circumstances.

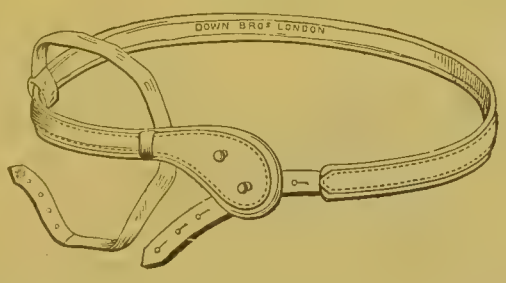

5510.

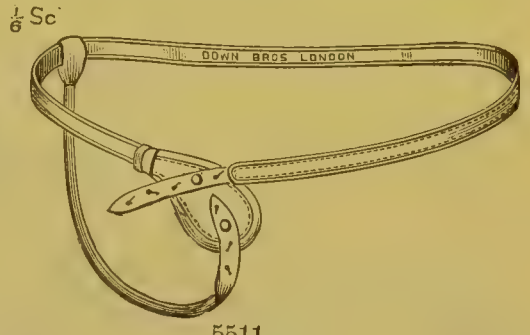

5511.

For Inguinal Hernia,—

Single, "Circular,"—

		£	s.	d.
5510	Ordinary quality, basil, with pad-covered chamois, per doz.	1	7	0
	Ditto, with flat pad and light elastic spring for use after operation . . . . . each	0	2	6
	Medium quality, calf and white doe . . . . each	0	6	6
5511	Best ditto, cream morocco and white doe, fitted with round india-rubber under-strap . . . . . each	0	11	6
	Ditto, with air or water-pad and light elastic spring, fitted with round india-rubber under-strap . . each	0	15	6
5512*	Ditto, ditto, and slide head, fitted with round india-rubber under-strap . . . . . each	0	17	6

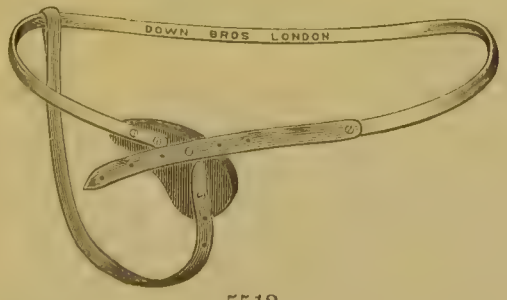

5513.

5513. Celluloid, with india-rubber pad and under-strap, for bathing . . . each 0 7 0

* The items marked thus * are not illustrated.

No.		£	s.	d.
	Trusses, *continued*,—			
	For Inguinal Hernia, *continued*,—			
	Single, "Circular," *continued*,—			
5514*	Covered with elastic gum and india-rubber straps for bathing . . . . . each	0	8	3



5515.



5516.

5515	India-rubber covered, for children . . . . each	0	5	3
5516	Ditto, for children, with india-rubber bands and air-pads, without springs . . . . . each	0	2	3



5518.

5517*	Wood's, with stuffed horse-shoe pad . . . . each	0	8	6
5518	Ditto, with vulcanite ditto . . . . . „	0	10	6
5519*	Ditto, with air or water ditto, and india-rubber under-strap . . . . . each	0	15	6

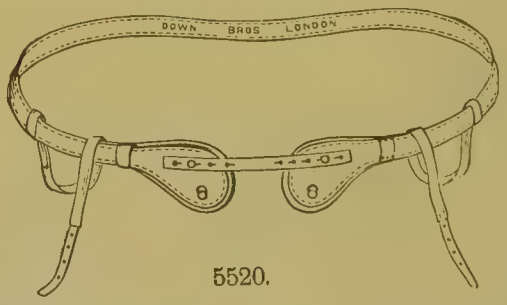

5520.

	Double, "Circular,"—			
5520	Ordinary quality, basil, with pad covered chamois per doz.	2	5	0
	Medium ditto, calf and white doe . . . . . each	0	10	9
5521*	Best ditto, cream morocco and white doe, fitted with round india-rubber under-straps . . . . . each	0	19	0
	Ditto, with air or water-pad and light elastic spring, fitted with round india-rubber under-straps . . . each	1	5	0
5522*	Ditto, ditto, with slide heads, fitted with round india-rubber under-straps . . . . . each	1	9	0
5523*	Celluloid, with india-rubber pads and under-straps for bathing . . . . . each	0	10	6

* The items marked thus * are not illustrated.

No.		£	s.	d.
	Trusses, *continued,*—			
	For Inguinal Hernia, *continued,*—			
	Double, "Circular," *continued,*—			
5524*	Covered with elastic gum, and india-rubber straps for bathing . . . . . each	0	12	6



5525.



5526.

5525	India-rubber covered, for children . . . . . each	0	7	0
5526	Ditto, for children, with india-rubber bands and air-pads, without springs . . . . . each	0	3	0

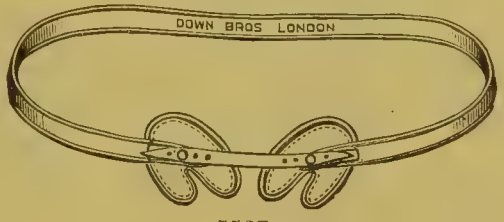

5527.

5527	Wood's, with stuffed horse-shoe pads . . . . . each	0	13	6
5528*	Ditto, with vulcanite ditto . . . . . ,,	0	16	6
5529*	Ditto, with water ditto, and india-rubber under-straps each	1	5	0

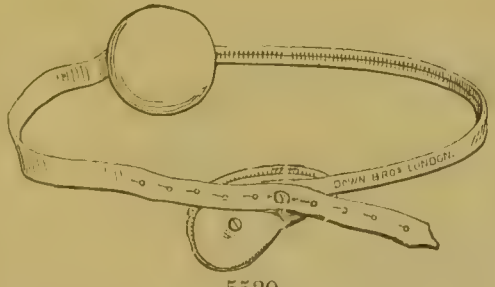

5530.

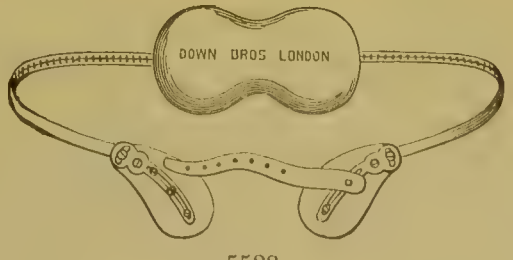

5533.

Coles' (expired patent),—

5530	Single . . . . . each	0	8	6
5531*	Ditto, "Desideratum" adjustable heads . . . ,,	0	13	6
5532*	Double . . . . . ,,	0	16	6
5533	Ditto, "Desideratum" adjustable heads . . . ,,	1	5	0

* The items marked thus * are not illustrated.

No.	Trusses, *continued*,—	£	s.	d.

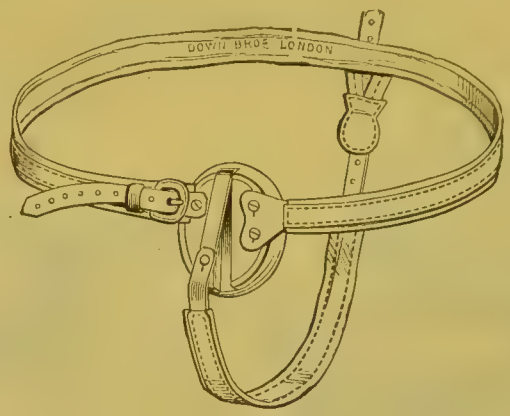

5534.

For Inguinal Hernia, *continued*,—

Moc Main (expired patent),—

5534	Single . . . . . each	0	8	6
5535*	Double . . . . . „	0	15	6

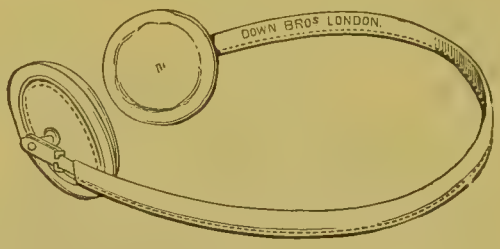

5536.

Salmon's principle (expired patent), Down Bros.' make,—

5536	Single, common quality . . . . . per doz.	2	5	0
	Ditto, medium ditto, covered calf . . . . each	0	6	6
	Ditto, best ditto, cream morocco and white kid . . „	0	13	6
5537*	Double, common quality . . . . . per doz.	4	10	0
	Ditto, medium ditto, covered calf . . . . each	0	13	0
	Ditto, best ditto, covered cream morocco and white kid, each	1	7	0

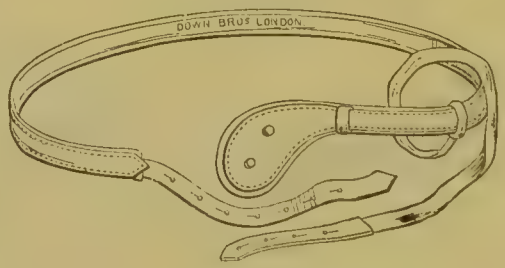

5538.

For Femoral Hernia,—

Single,—

5538	Ordinary quality, basil, with chamois-covered pad per doz.	1	13	0
	Medium ditto, covered calf and white doe . . . each	0	7	6

* The items marked thus * are not illustrated.

No.	Trusses, *continued*,—	£	s.	d.
	For Femoral Hernia, *continued*,—			
	Single, *continued*,—			
5539*	Best quality, cream morocco and white doe, and fitted with india-rubber under-strap . . . . . each	0	12	6
	Ditto, with air or water-pad, light elastic spring, and fitted with india-rubber under-strap . . . each	0	16	6
5540*	Ditto, ditto, and slide head, and fitted with india-rubber under-strap . . . . . each	0	18	6
	Double,—			
5541*	Ordinary quality, basil, with chamois-covered pad per doz.	2	17	0
5542*	Medium ditto, covered calf and white doe . . . each	0	11	9
	Best ditto, cream morocco and white doe, and fitted with india-rubber under-straps . . . . . each	1	0	0
5543*	Ditto, with air or water-pads, with light elastic spring, and fitted with india-rubber under-straps . . each	1	6	0
	Ditto, ditto, and slide heads, and fitted with india-rubber under-straps . . . . . each	1	10	0

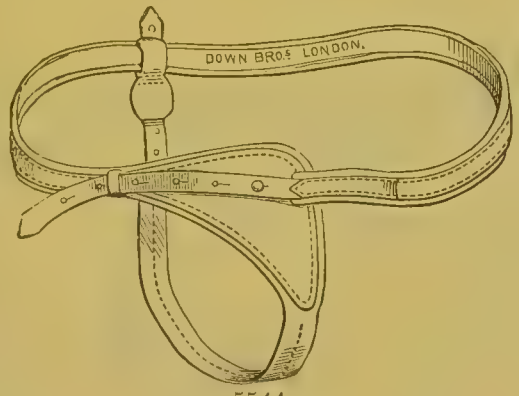

5544.

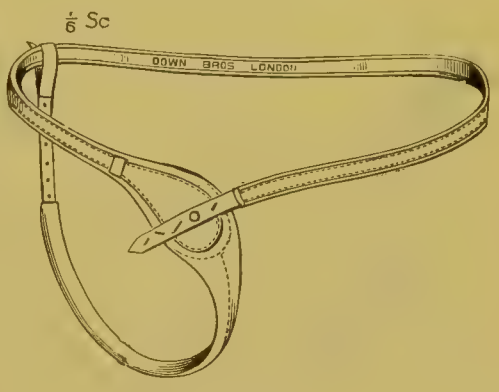

5545.

	For Scrotal Hernia,—			
	Single,—			
5544	Ordinary quality, basil, with chamois-covered pad . each	0	6	0
	Medium ditto, calf and white doe . . . . . „	0	11	3
	Best ditto, cream morocco and white doe . . . „	0	17	6
5545	"Rat-tail," ordinary quality . . . . . „	0	6	0
	Ditto, medium, covered calf and white doe . . „	0	11	3
	Ditto, best, covered cream morocco and white doe . „	0	17	6



5546.

5546	Covered in india-rubber, for children . . . . each	0	6	6

* The items marked thus * are not illustrated.

No. **Trusses,** *continued*,— £ *s.* *d.*



5547.

For Scrotal Hernia, *continued*,—

Double,—

5547 Ordinary quality, basil, with chamois-covered pad . each 0 10 0
Medium ditto, calf and white doe . . . . . ,, 0 18 9
Best ditto, cream morocco and white doe . . . ,, 1 10 0
5548* "Rat-tail," ordinary quality . . . . . ,, 0 10 0
Ditto, medium, covered calf and white doe . . ,, 0 18 9
Ditto, best, covered cream morocco and white doe . ,, 1 10 0
5549* Covered in india-rubber, for children . . . . ,, 0 8 0

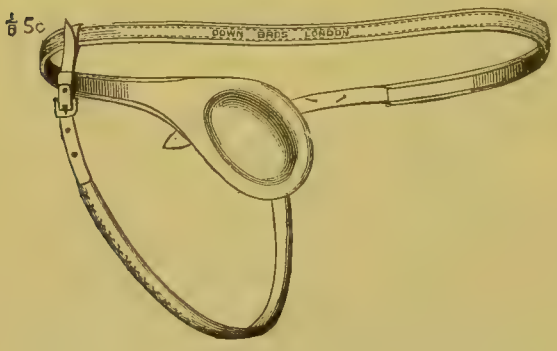

5550.

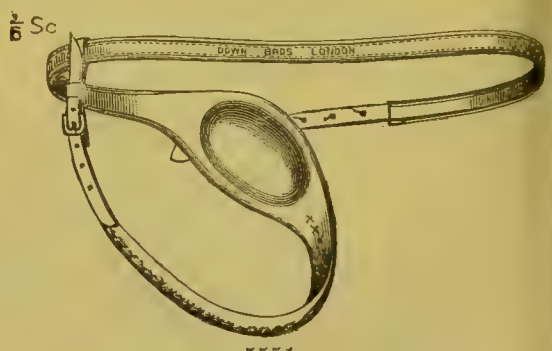

5551.

For Irreducible Hernia,—

5550 Single, with hollow pad, common . . . each, from 0 7 6
5551 Best ditto, with soft tail . . . . . ,, 0 12 6

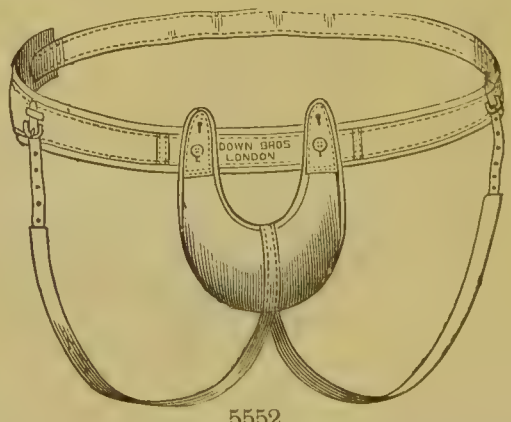

5552.

5552 Stout Leather Bags, lined chamois, with padded band, each, from 0 10 6

MEASUREMENTS REQUIRED.—Circumference below hips, circumference of scrotum, and depth from penis to perineum.

* The items marked thus * are not illustrated.

No. **Trusses,** *continued*,—

£ *s.* *d.*

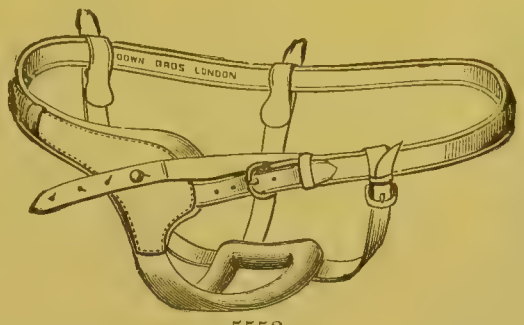

5553.

5553 **Hinged Cup Truss.** . . . . . each, from 0 12 6

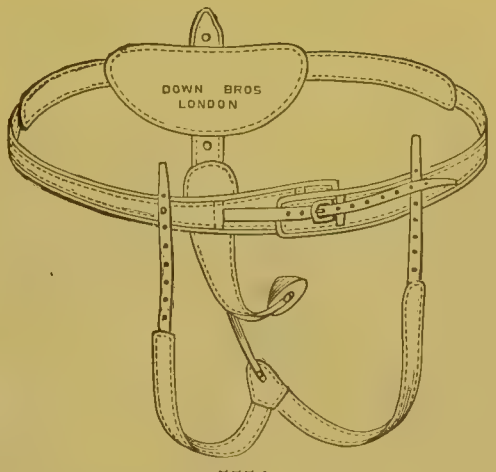

5554.

5554 **Prolapsus Ani Trusses,** with ivory pad . . . each 1 2 6

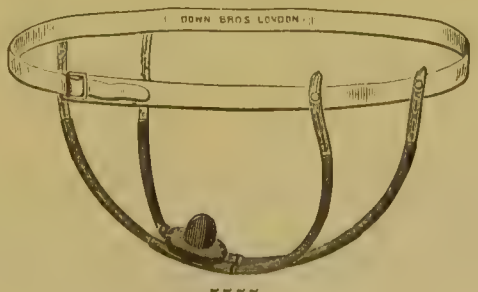

5555.

5555 Ditto, india-rubber pad and under-straps, jean band . each 0 6 6

No.	**Trusses,** *continued,*—	£	s.	d.

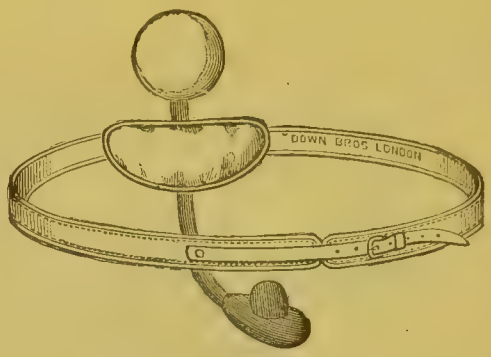

5556.

5556	**Paul's Truss for Excision of Rectum** (Kraske's operation), each	1	7	6
5557*	India-rubber pad and band for ditto . . . . . „	0	16	6

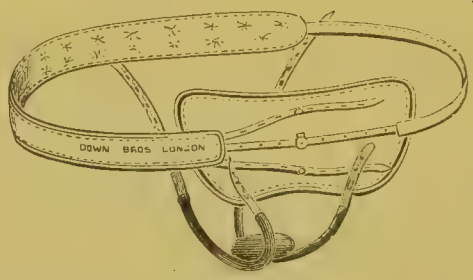

5558.

5558	**Prolapsus Uteri Trusses,** Hull's . . . . each	1	7	6

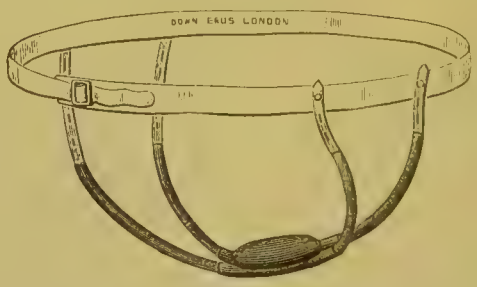

5559.

5559	Ditto, india-rubber pad and under-straps, jean band . each	0	6	6

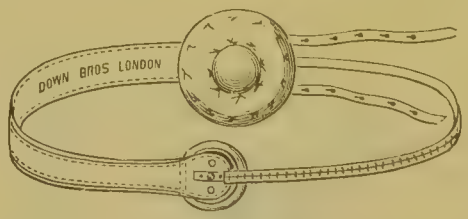

5560.

5560	**Umbilical Trusses** (sizes larger than 44-in. charged extra),—			
	Ordinary quality . . . . . each	0	10	0
	Medium ditto, calf and white doe . . . . . „	0	13	6
	Best ditto, cream morocco and white doe . . . . . „	1	1	0

(*See also* Abdominal Belts with Pads.)

MEASUREMENT REQUIRED.—Circumference of patient at Umbilicus.

* The items marked thus * are not illustrated.

No.

India-Rubber Urinals.

Extracted from "British Medical Journal," October 17, 1903.

Mr. Arthur T. Todd-White sends us a description of an india-rubber instrument which has been made for him by Messrs. Down Bros. for use after amputation of the penis. It consists of a pneumatic collar, which the patient can inflate himself, and a funnel-shaped tube curved downwards about 3 inches long. The patient in using it presses the pneumatic collar firmly against him, with the funnel pointing downwards. He is now able to pass water comfortably without lowering his trousers, which is a great advantage.



5561.

		£	s.	d.
5561	**Appliance for Amputation of Penis** . . . . each	0	10	6



5562.



5563.

5562	**For Extroversion of Bladder** (Down Bros.' pattern) . each	1	2	6
5563	**For Fæces and Urine,** male or female . . . . . ,,	1	0	0

No.

India-Rubber Urinals, *continued*,—

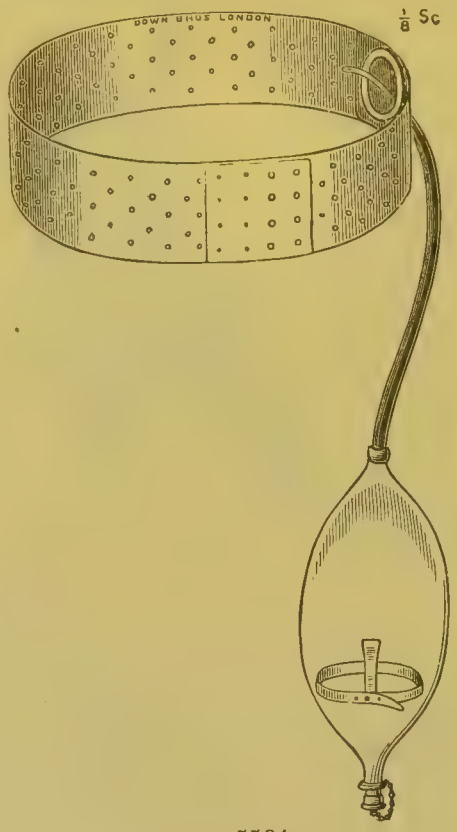

5564.

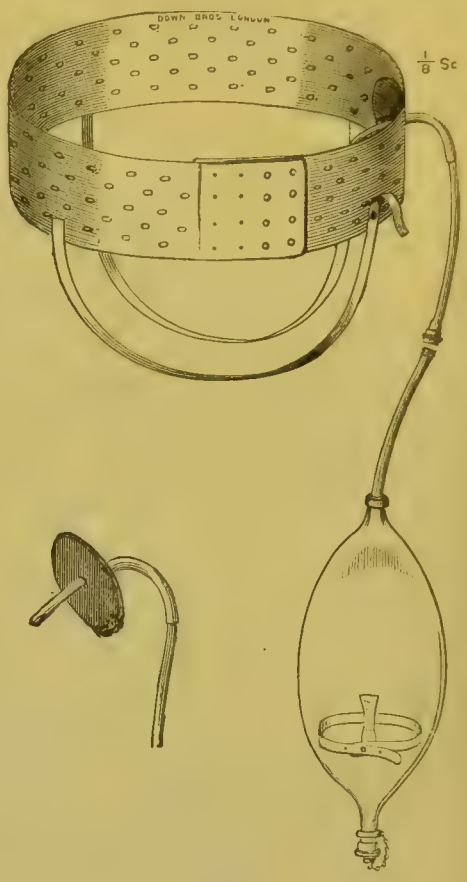

5566.

		£	s.	d.
5564	**For Kidney** (Down Bros.' pattern), with rubber Belt . each	1	1	0
5565*	**For Perineal Fistula** . . . . . each	1	0	0
5566	**For Supra-Pubic Opening** (Down Bros.' pattern), with rubber Belt . . . . . each	1	5	0
5567	**Vesico-Vaginal Fistula** (Galabin's) . . . . each	1	5	0

The conduit is provided with a hollow bulbous extremity, which is passedinto the vagina, and then inflated ; the depth of insertion is regulated by a sliding collar attached to the perineal flap of the appliance.

Female,—

5568	Day use . . . . . each	0	12	6
5569	Day or Bed use, with improved top, close fitting edges protected with soft air-pad . . . . . each	0	17	6

* The items marked thus * are not illustrated.

No.

India-Rubber Urinals, *continued,*—



5567.



5568.

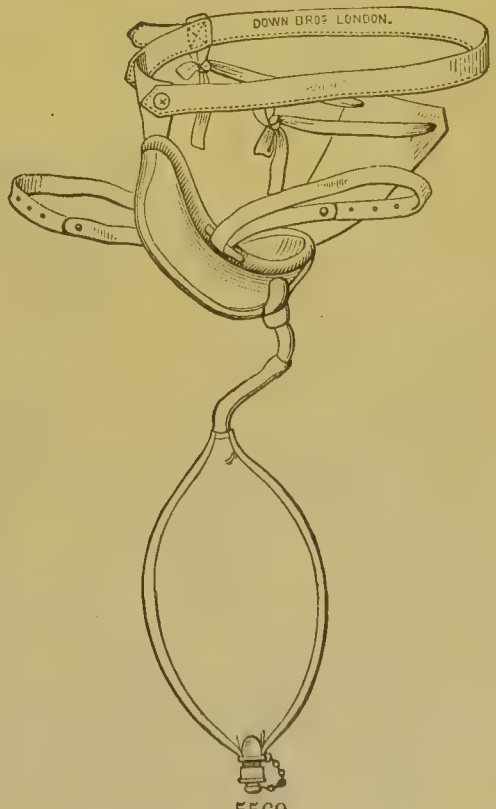

5569.

No.

India-rubber Urinals, *continued*,—

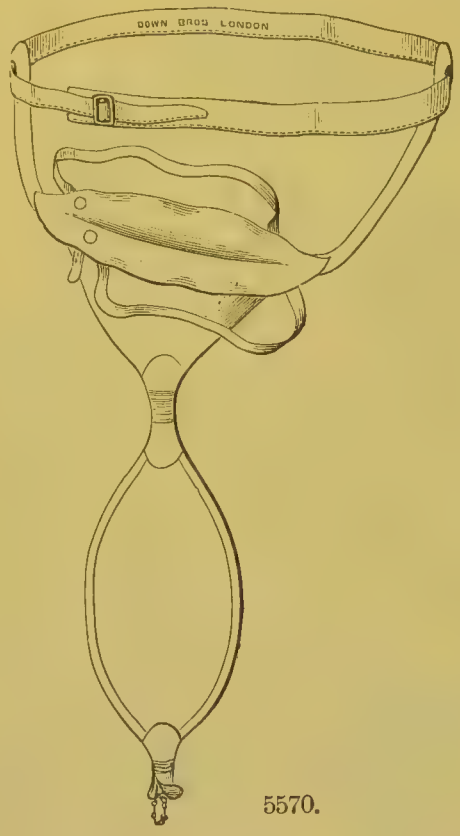

5570.



5571.

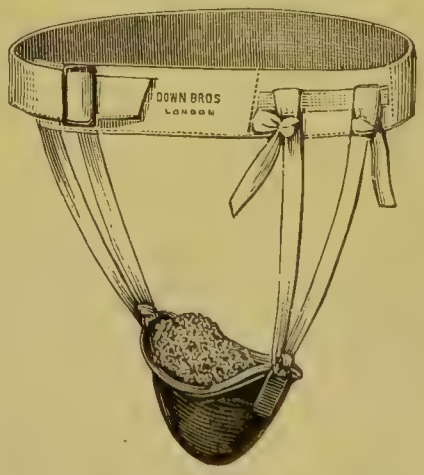

5572.

		£	s.	d.
5570	Day or Bed use, French pattern . . . . . each	0	13	6
5571	Bed use, with long tube to hang outside the bed-clothes . „	0	9	6
5572	Sponge Urinals, for dribbling, fitted with Sponge . . . „	0	7	6

No.

India-rubber Urinals, *continued,*—



5573.

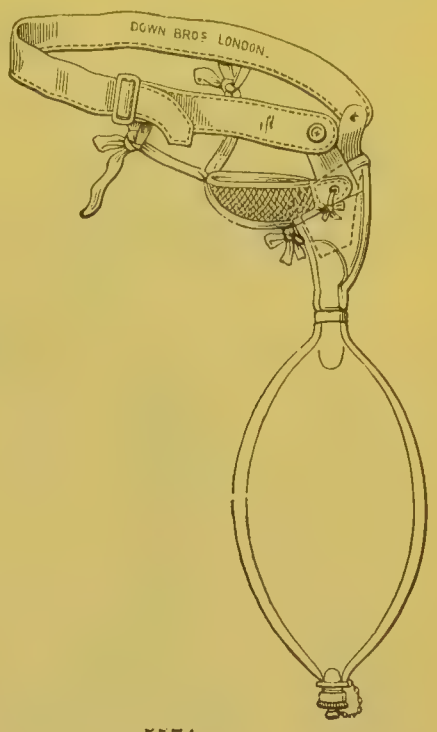

5574.

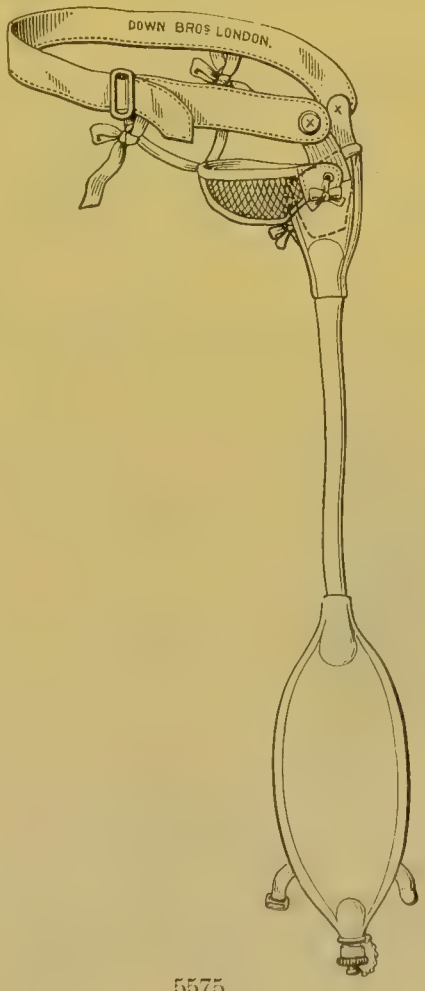

5575.



5576.

No. **India-rubber Urinals,** *continued,*—

		£	s.	d.
	Male,—			
5573	Day use, covered twill . . . . . each	0	9	6
	Ditto, plain rubber, uncovered . . . . . ,,	0	8	6
5574	Day and Bed use . . . . . ,,	0	12	6
5575	Day and Bed use . . . . . ,,	0	12	6
5576	Ditto, with double bag . . . . . ,,	0	14	6



5577.

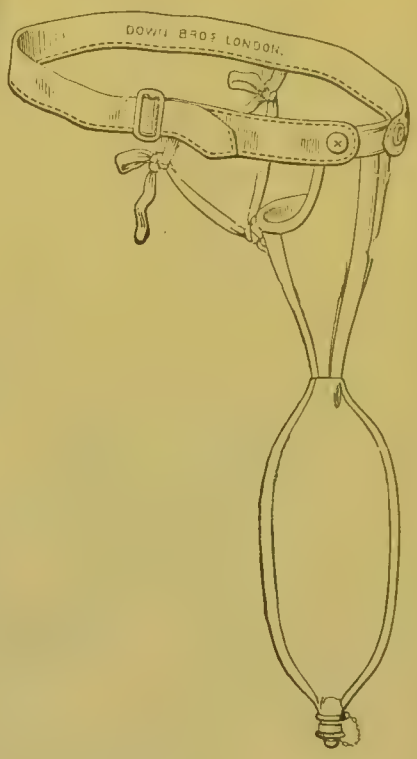

5578.



5579.

5577	Bed use, with long tube to hang outside the bed-clothes . each	0	9	3
5578	To contain the Scrotum . . . . . ,,	0	12	6
5579	Plain india-rubber Bags, to fasten to the body with tapes, for "dribbling" . . . . . each	0	2	3

Earthenware, Glass, Gutta-percha, India-rubber, and Pewter, for bed use (*see pages* 1386-1387).

No.

Air and Water Cushions, Bed Sheets, Etc.



5580.



5581.



5582.

5580 **Air Cushions, Circular, Reeded,** with central depression (which can be cut out if desired),—

	15	16	17	18	19	20	21 in.
Each	6*s.* 9*d.*	7*s.* 3*d.*	7*s.* 9*d.*	8*s.* 3*d.*	9*s.*	9*s.* 9*d.*	10*s.* 9*d.*

5581 **Air Cushions, Reeded,** with central depression (which can be cut out if desired),—

	16×12	16×14	16×16	18×15 in.
Each . .	6*s.* 3*d.*	6*s.* 9*d.*	7*s.* 6*d.*	8*s.*

5582 **Air Cushions, Reeded,**—

	16×12	16×14	16×16	18×15	18×18	18×22	18×26 in.
Each	6*s.*	6*s.* 9*d.*	7*s.* 6*d.*	8*s.*	8*s.* 6*d.*	9*s.* 9*d.*	11*s.* 6*d.*



5583.



5584.

5583 **Air Pillows, Circular,** with central depression (which can be cut out if desired),—

	15	16	17	18	19 in.
Each . .	6*s.* 6*d.*	7*s.*	7*s.* 6*d.*	8*s.*	8*s.* 9*d.*

5584 **Air Pillows,**—

	18×13	18×15	18×18	22×18	24×18	26×18	30×18 in.
Each	6*s.*	6*s.* 9*d.*	7*s.* 9*d.*	9*s.*	9*s.* 9*d.*	10*s.* 6*d.*	12*s.*

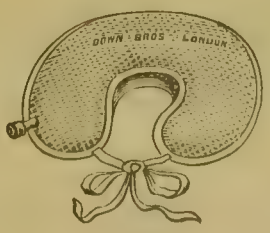

5585.

5585 **Neck Air Pillows,**—

	23×16	25×16	25×18 in.
Each	9*s.* 6*d.*	10*s.* 3*d.*	10*s.* 6*d.*

No. **Air and Water Cushions, Bed Sheets, etc.,** *continued,*— £ s. d.

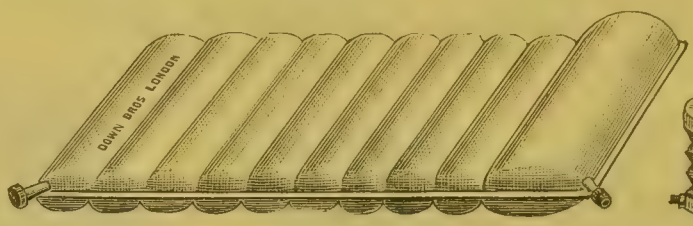

5586.



5587.

5586 **Air Beds with raised Pillows,—**

	54×40	72×36	84×42 in.
Each .	£4 13*s.*	£5 19*s.*	£7 19*s.*

5587 **Bellows,** for inflating beds . . . . . each 0 9 0
Ditto, small, for Cushions and Pillows . . . . „ 0 8 0



5588.



5589.

5588 **Solid India-rubber Air Pillows, Circular,—**

	14	15	16	17	18	19	20	21 in.
Grey, each	7*s.* 9*d.*	8*s.* 9*d.*	10*s.*	11*s.* 6*d.*	12*s.* 6*d.*	14*s.*	15*s.* 6*d.*	16*s.* 6*d.*
Red „	10*s.* 6*d.*	11*s.* 6*d.*	12*s.* 9*d.*	14*s.* 3*d.*	16*s.*	17*s.* 6*d.*	19*s.*	20*s.* 9*d.*

5589 **Solid India-rubber Air Pillows, Square,—**

	14×14	16×16	18×15	18×18	20×20 in.
Grey, each . .	9*s.* 6*d.*	12*s.* 3*d.*	13*s.* 6*d.*	15*s.* 3*d.*	18*s.* 6*d.*
Red „ . .	12*s.* 3*d.*	15*s.* 9*d.*	17*s.* 6*d.*	18*s.* 9*d.*	23*s.*

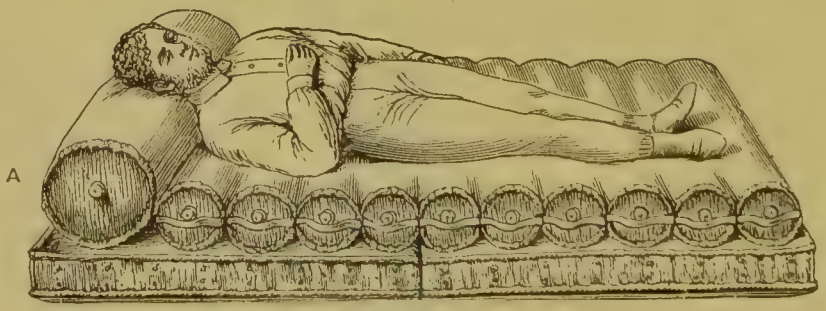

5590.

Mattresses, Millar's Tubular, Patent,—

5590 With double valves for air or water . . . . each 10 5 0
Extra Tubes for same . . . . . „ 1 2 0
Pump for inflating . . . . . „ 0 10 0
5590*a* Head Pillows . . . . . „ 1 6 0

No.

Air and Water Cushions, Bed Sheets, etc., *continued*,—



5591.



5592.



5593.

5591 **Water Bottles** for the feet and stomach, etc., plain,—

	8×8	10×7	10×8	12×6	12×8	12×10	14×8 in.
Each	3*s.* 8*d.*	4*s.* 3*d.*	5*s.* 3*d.*	4*s.* 3*d.*	5*s.* 9*d.*	7*s.* 3*d.*	7*s.*

	14×10	14×12	16×10	16×12 in.
Each	7*s.* 9*d.*	8*s.*	8*s.* 3*d.*	8*s.* 9*d.*

5592 **Water Bottles, Covered,**—

	10×8	12×6	12×8	14×8	16×10 in.
Each	7*s.*	5*s.* 9*d.*	7*s.* 6*d.*	8*s.* 9*d.*	11*s.*

5593 **Water Bottles, Improved Shape,**—

	12×6	12×8	14×8	16×10 in.
Each	4*s.* 6*d.*	6*s.* 6*d.*	7*s.*	8*s.* 9*d.*



5594.



5595.

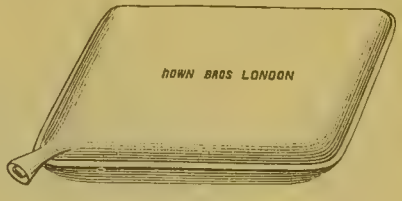

5596.

5594 **Water Pillows, Circular,**—

	15	16	17	18	19	20	21	22 in.
Each	8*s.*	8*s.* 9*d.*	10*s.* 3*d.*	10*s.* 6*d.*	11*s.* 3*d.*	12*s.* 3*d.*	13*s.* 3*d.*	15*s.* 3*d.*

5595 **Water Pillows, Horse-shoe Shape,**—

	16×23	16×25	18×23	18×25 in.
Each	10*s.*	11*s.*	11*s.* 6*d.*	12*s.* 6*d.*

5596 **Water Pillows,**—

	18×15	18×18	20×18	22×18	24×18 in.
Each	12*s.* 6*d.*	14*s.* 6*d.*	16*s.*	17*s.*	18*s.* 9*d.*

	26×18	28×18	36×24 in.
Each	20*s.*	£1 1*s.*	£1 9*s.* 6*d.*

No.

Air and Water Cushions, Bed Sheets, etc., *continued*, –

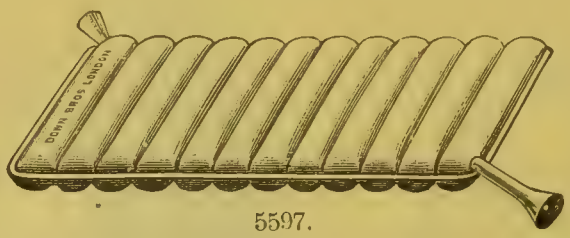

5597.



5598.

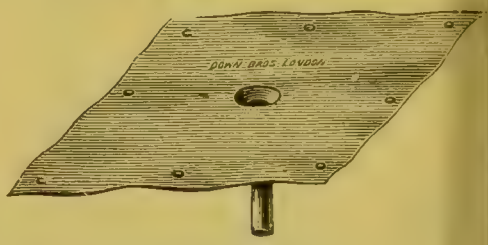

5600.

		£	s.	d.
5597	**Water Beds,**—			
	24×36 48×36 72×36 in.			
	Each £2 10*s.* £4 15*s.* £6 15*s.*			
5598	Ditto, with Funnel through centre, 72 × 36 in. . . each	7	10	0
5599*	**Bed Sheets,** with eyelet holes for tying down to the bedstead,—			
	36×36 54×54 72×36 72×54 in.			
	Each 7*s.* 9*s.* 6*d.* 13*s.* 19*s.* 6*d.*			
5600	Ditto, with Funnel through centre, 48 × 48 in. . . each	1	7	6

Waterproof Sheetings (book of patterns sent on application),—

Special quotations for large quantities.

No. 1.	Jaconet, 42-in. . . . . per yard	0	2	4
„ 1A.	Ditto, pink, ditto . . . . . „	0	1	7
„ 2.	36-in. "Hospital" . . . . . „	0	2	3
„ 3.	36-in. Stout Hospital . . . . . „	0	2	6
„ 4.	36-in. Stout Wigan . . . . . „	0	3	11
„ 5.	54-in. Stout Hospital . . . . . „	0	4	2
„ 6.	63-in. Stout Wigan . . . . . „	0	5	0
„ 7.	36-in. proofed on both sides . . . . „	0	2	8
„ 8.	42-in. ditto . . . . . „	0	3	1
„ 9.	36-in. Stout ditto . . . . . „	0	4	0
„ 10.	36-in. Very Stout ditto . . . . „	0	5	0
„ 11.	54-in. proofed on both sides . . . . „	0	4	4
„ 12.	Red rubber, 36-in., proofed on both sides . „	0	10	4
„ 13.	34-in. *Battist cloth . . . . . „	0	1	9
„ 13A.	45-in. ditto . . . . . „	0	2	4
„ 14.	33-in †Billroth's Cambric . . . . „	0	1	6

* Battist cloth is very suitable for Operation Coats, etc., and will bear repeated boiling, or sterilization in high pressure Sterilizer.

† Billroth's Cambric is principally used for Bed sheets, to cover Operation Tables, etc., and as a covering for fomentations; it is impervious to acids and urine and is not acted upon by grease.

* The items marked thus * are not illustrated.

No.

Ice and Hot Water Bags and Apparatus for Local Application of Heat and Cold.

(*See also* Hot Air Baths, *pages* 333–334.)



5601.

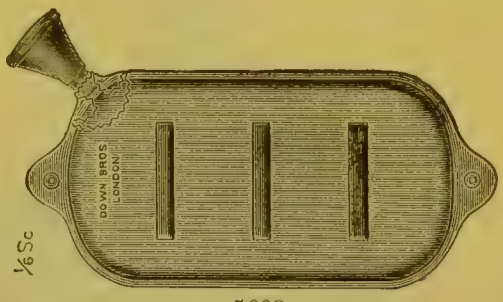

5602.

Hot Water Bags or Compresses,—

		£	*s.*	*d.*
5601	Abdomen . . . . . each	0	6	0
5602	Chest or Back . . . . . „	0	5	6



5603.

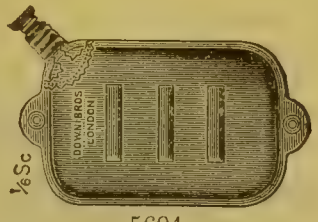

5604.

5603	Ear or Eye . . . . . each	0	2	6
5604	Face, or for Infant's Chest or Back . . . . . „	0	3	6



5605.

5605	Throat . . . . . each	0	4	9



5606.

5606 Spinal, for hot water (Chapman's expired patent),—

	6	10	14 in.
Each	5*s.*	7*s.*	9*s.*

No.

Ice and Hot Water Bags and Apparatus, *continued*,—

Cradles, with Ice Trays, for treatment of Typhoid, etc. (*see page* 1356).



5607.



5609.

		£	s.	d.
	Ice Bags,—			
5607	With Boxwood Caps, 2 sizes . . . each, 4*s.* 9*d.* and	0	5	3
5608*	Ditto, of check sheeting, for use in hot climates, each, 2*s.* 6*d.* and	0	2	9
5609	Ditto, Down Bros.' improved, with loops for suspension, and necks strengthened with canvas lining, 2 sizes, each, 5*s.* 3*d.* and	0	6	0
5610*	Ditto, ditto, of check sheeting, for use in hot climates, each, 3*s.* and	0	3	6

N.B.—Figs. 5607 and 5609, if with Metal caps instead of Boxwood, 6*d.* each less.



5611.

5611	Circular, for the head, etc., 3 sizes . . each, 4*s.* 6*d.*, 5*s.* and	0	5	6

* The items marked thus * are not illustrated.

No. **Ice and Hot Water Bags and Apparatus,** *continued,—*

£ *s.* *d.*



5612.

Ice Bags, *continued,—*

5612 Curved, for the Throat, etc. . . . . . each 0 3 6

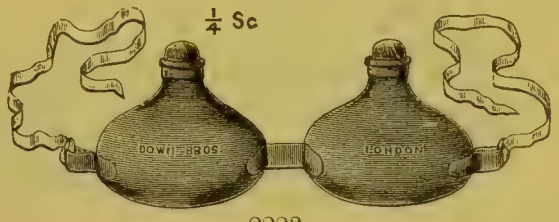

2223.

2223 For both Eyes . . . . . each 0 3 6
2224* Single . . . . . „ 0 2 0

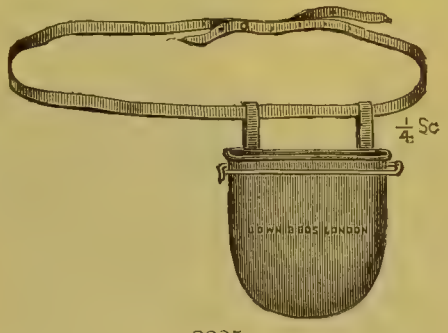

2225.

2225 Eye, Macnaughton Jones' . . . . . each 0 3 6



5613.

5613 Helmet shape . . . . . each 0 6 9

* The items marked thus * are not illustrated.

No. **Ice and Hot Water Bags and Apparatus,** *continued,*— £ *s.* *d.*

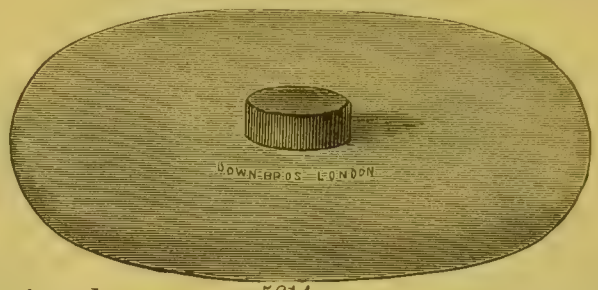

5614.

5614 **Ice Bags,** *continued,*—
Oval, Abdomen, etc. . . . . each 0 7 0



5615.

5615 Spinal, for ice (Chapman's expired patent),—

	8	12	16	20	24 in
Each . . .	8*s.*	9*s.*	11*s.*	12*s.* 6*d.*	14*s.*



5616.

5616 Thornton's Spiral, india-rubber, for applying continuous stream of iced water to the head, fitted with stopcock and sinker, 22 in. each 1 7 6

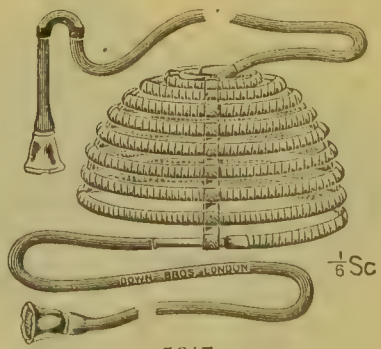

5617.

5617 **Flexible Aluminium Coils for the Head—**

Circumference	16 in.	18 in.	20 in.	22 in.	24 in.
Each . .	17*s.* 3*d*	18*s.*	18*s.* 9*d.*	19*s.* 6*d.*	20*s.* 9*d.*

These coils are made to fit heads of circumferences stated above. Each coil is fitted with stopcock and two 4½ feet lengths of stout india-rubber tubing. If, however, tubing is not required, 5*s.* 3*d.* each may be deducted from prices quoted above.

No. **Ice and Hot Water Bags and Apparatus,** *continued*,—

£ s. d.



5618

Leiter's Temperature Regulators, fitted with stout india-rubber tubes, stopcock and sinker, ready for use,—

These are the latest and improved type of Leiter's Appliances; they are lighter and more comfortable and keep in position better than the older form, and are more easily bent to suit the portion of the body to which they are applied.

5618 Abdomen and Thorax, oval, 2 sizes, each, $8\frac{1}{2} \times 5$-in., 8*s.* 9*d.*; 11×6-in. 0 9 6



5619.

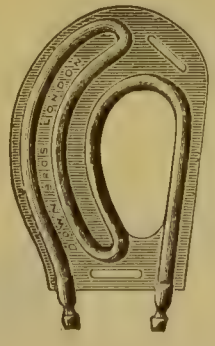

5620.

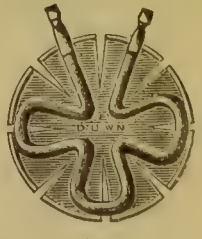

5621.

5619 Abdomen, lower part, $9\frac{1}{2} \times 3$-in. . . . . each 0 9 0

5620 Ear, right and left . . . . . „ 0 8 6

5621 Eye, etc., circular, 2 sizes. each, 3-in., 7*s.* 3*d.*; $3\frac{1}{2}$-in. diam. 0 7 9

No.

Ice and Hot Water Bags and Apparatus, *continued*,—



5622.



5623.

Leiter's Temperature Regulators, fitted with stout india-rubber tubes, ready for use, *continued*,—

5622 Head, 4 sizes,—

	18	20	22	24 in. circumf.
Each . .	11*s.*	11*s.* 6*d.*	12*s.*	12*s.* 6*d.*

	£	*s.*	*d.*
5623 Heart, size 6 × 5-in. . . . . each	0	8	0



5624.

5624 Oblong, for general use, the limbs, spine, etc., 6 sizes,—

	6 × 2½	6 × 7	8 × 3	8 × 7	10 × 7	12 × 9½ in
Each	7*s.* 6*d.*	10*s.*	9*s.*	11*s.* 6*d.*	12*s.* 9*d.*	17*s.* 9*d.*



5625.

5625 Throat, 4 sizes,—

	6 × 1¼	8 × 1½	10 × 2	12 × 2½ in.
Each	7*s.* 9*d.*	8*s.*	8*s.* 3*d.*	8*s.* 9*d.*

No.

Antiseptic Sprays for Wound Dressings, De-odorizing the Sick Room, etc.

(*See also pages* 341–349.)



1534.

Spray Producers,—

		£	*s.*	*d.*
1534	The "Desideratum," Vulcanite, in 3 sizes, each, 3*s.* 6*d.*, 4*s.* and	0	4	6



1519.

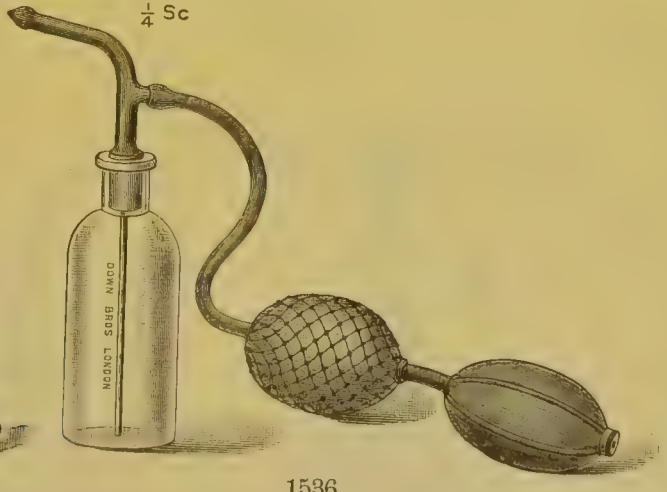

1536.

1519	"Globe" pattern, metal tube	each	0	3	6
1536	"Hospital" pattern, vulcanite tube	per doz.	1	1	0

The prices of Sprays in every case include bellows.

No. **Antiseptic Sprays,** *continued,*—



¼ Sc.

5626.

Spray Producers, *continued,*— £ *s.* *d.*

5626 Lister's, metal tube . . . . . each 0 10 6



5627.



¼ Sc.

1520.

5627 "One hand," vulcanite tube . . . . . each 0 3 9
1520 "Self-cleansing, metal tube . . . . . „ 0 5 0

By pushing up lower end of the tube a cleansing wire is made to project through the point.

The prices of Sprays in every case include bellows.

No. **Antiseptic Sprays.** *continued,—*



5628.

5628 **Steam Sprays,—**

	£	s.	d.
No. 1, for dressing, with hollow metal base instead of bottle to hold the carbolic . . . . . each	4	4	0
Ditto, with glass bottle . . . . . „	3	17	0
No. 2, for Operating or Dressing with hollow metal base „	5	4	6
Ditto, with glass bottle . . . . . „	4	17	0

No.

Wound-dressing Materials and Appliances.



5629.

		£	s.	d.
5629	**Field Medical Companion,** "Army Regulation, 1900." Containing :—4 oz. Chloroform in 2 bottles, 1 oz. Iodoform, 1½ oz. Diarrhœa Mixture, 1 Case Paraffin Molle, 1½ oz. Spirit Ammon. Aromat, 1½ oz. Tinct. Opii, 1 Pill and Tablet Tin, complete with pills and tabloids, 1 Vulcanite Mortar and Medicine Cup combined, 1 Minim Measure in Case, Hypodermic Case complete with 2 platinum-iridium Needles, Glass Mortar and 2 tubes each Cocaine and Morphia Tablets, 1 Canvas Housewife containing Scissors, Tape, Tablet of Thread, 6 Sewing and 6 Surgical Needles in Vulcanite Case, Emery Pincushion, 40 Pins, and 6 Safety Pins, 1 Kidney shaped Basin, 3 Olivary Catheters, Nos. 3, 6, 8, in Tin Case, Pair Ratan Cane Splints with pad cases, 1 Candle Tin with Candle and Matches, 2 Screw Tourniquets, 1 Tube Silk in Antiseptic Solution, 3 Open Wove Sal Alembroth Bandages, 4 Triangular Sal Alembroth Bandages, 2 Suspensory Bandages, ½ yd. Christia, 6 yds. Double Cyanide Gauze, 4 oz. Boric Wool, 4 oz. Double Cyanide Wool, 1 yd. Calico, 6 pieces Tape, 2 Tins 1-in. Tape Plaster, and 1 Tin 1-in. Isinglass Tape Plaster, in hide-covered Case with shoulder straps	7	12	6

No. **Wound-dressing Materials and Appliances,** *continued,—*

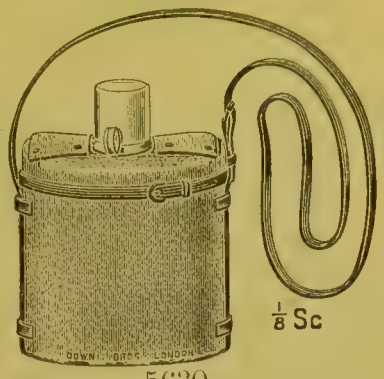

5630.

		£	s.	d.
5630	**Water Bottle,** with felt cover and straps and Drinking Cup .	0	11	6
5631*	**Antiseptic Case,** "Army Regulation, 1900." Containing:—48 yards Double Cyanide Gauze in 6-yd. packets, 4 lb. Double Cyanide Wool in 4-oz. packets, 2 lb. Iodoform Wool in 4-oz. packets, 2 lb. Boric Wool in 4-oz. packets, 50 Sal Alembroth Open Wove Bandages, 6 yards Waterproof Jaconet, 3 Tubes of Drainage Tubes in Antiseptic Solution, 2 Tubes of Catgut in Carbolic Oil, 3 Tubes Silk, fine and medium, in Antiseptic Solution, and 2 Canvas Housewives containing Scissors, Tape, Tablet Thread, 6 Sewing and 6 Surgical Needles in Vulcanite Case, Emery Pincushion, 40 Pins and 6 Safety Pins . . . . . each	6	0	0



5632.

5632	**Ambulance Hamper,** St. John Ambulance Association pattern. Containing set of Splints, with metal fittings to fix together in various lengths, 2 packets Lint, 4 Roller Bandages, 4 Triangular Bandages, 3 Wool Sponges, Tins of Plaster, Cotton Wool and Boric Wool, Elastic Tourniquet, Knife, Scissors, 2 pieces Tape, Thread, Needles, and Pins . . . . . each	1	11	6

* The items marked thus * are not illustrated.

No. | **Wound-dressing Materials and Appliances,** *continued*,—



5633.

5633 | **Army Regulation Field Surgical Haversack, 1900.** (N.B. Contents modified since preparation of the illustration.) Containing:—6 Triangular Sal Alembroth Bandages, 4 Roller Sal Alembroth Bandages, 6 Yards Double Zinc Cyanide Gauze, 4 oz. Double Cyanide Wool, 4 oz. Boric Wool, 2 6-yard tins 1 inch Tape Plaster, 1 12-yard tin 1-inch Isinglass Plaster, 2 oz. Spt. Ammon. Aromat., 2 pairs Japanned Wire Arm Splints with Tapes and Buckles, 1 Tube Silk fine and medium in Antiseptic Solution, 1 Vulcanite Medicine Cup and Mortar combined with 2 Pestles, 1 Candle Tin with Candle and Waterproof Wax Vestas, 2 Screw Tourniquets, 1 Book Specification Tallies, 1 Bearer's Dressing Case containing Clasp Knife, Dressing Forceps, Pincushion, 40 Pins, 6 Safety Pins, 1 Probe and Director, plated, strong Scissors, plated Spatula, Tablet Sewing Thread, 6 Sewing and 6 Surgeon's Needles in Vulcanite Case; 1 Hypodermic Case, containing Syringe, 2 Platinum Needles, 2 Tubes Cocaine, and 2 of Morphia Tablets, with Glass Mortar. The whole contained in Brown Waterproof Canvas Haversack and painted with Red Cross . . . £ s. d. 4 0 0

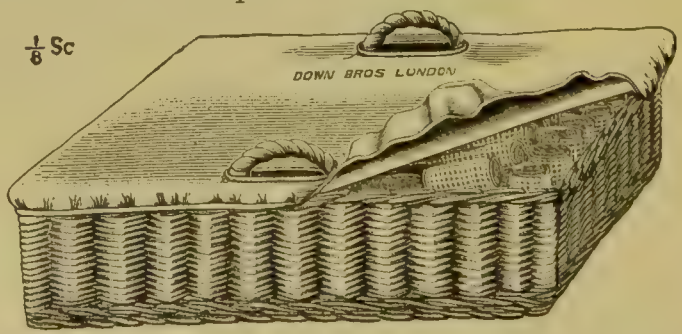

5634.

5634 | **Baskets,** for carrying supply of Bandages, etc., into operation theatre, 20 × 14 × 5 in., lined jaconet, with jaconet cover, each . . . 0 10 6
Ditto, ditto, without covering and lining . . . . „ 0 5 6

No.

The "First Aid."

As made for His Majesty King Edward VII.

$\frac{1}{4}$Sc



5635.

This compact Set of Dressings, which contains everything necessary for rendering First Aid in cases of Accident, has been designed especially for carrying on Motor Cars, but will be found equally serviceable for all Travellers, for the Household, or for use at Athletic Meetings, etc. The Case is divided into eight numbered compartments, corresponding with similar numbers printed on the Directions fixed in the lid. The Contents are arranged in the order of their use, and the Instructions are precise, leaving no room for doubt or difficulty when required in an emergency.

LIST OF CONTENTS.

India Rubber Tourniquet: To stop bleeding by tightly binding round the limb.
One pair Steel Spring Forceps: To pick away pieces of dirt, etc., from wound.
One pair Strong Scissors: These are useful at any point during the dressing.
Packet of Antiseptic Swabs: To wipe away blood, dirt, etc.
Collapsible Tube Cyanide Paste: To squeeze over wound and surrounding parts.
Dredger of Antiseptic Powder: To use if paste is finished.
Two Pairs Clip Forceps: To hold swabs while spreading paste.
Antiseptic Swabs: To spread paste over wounded area.
Packet of Antiseptic Gauze: To cover over wound thus prepared.
Bandages and Strapping, Bandage Pins: To fix dressing.
India Rubber Bandage: To use with Tourniquet when bleeding is very severe.
Bottle for Brandy.

		£	s.	d.
5635	In Japanned Tin Box with Outer Leather Case . . .	4	5	0
	If without Outer Case	3	7	6
	In Plated Box, handsomely engraved, with Morocco Outer Case	7	0	0
	If without Morocco Case	5	15	0

No. **Wound-dressing Materials and Appliances,** *continued*,—

£ s. d.

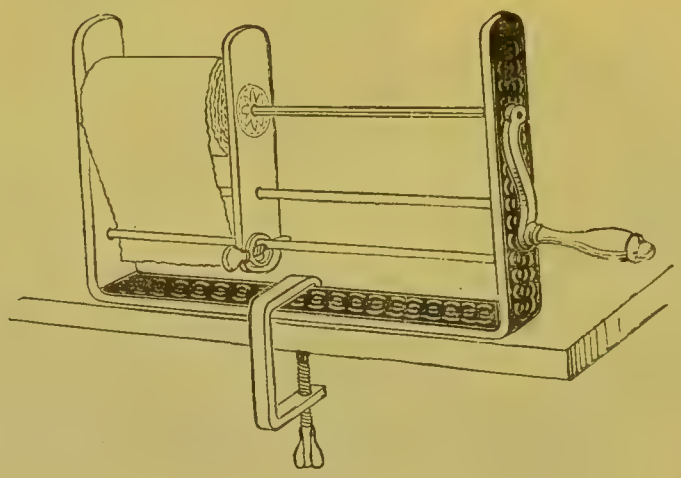

5636.

Bandage Rollers,—

5636 Common, iron japanned, adjustable . . . . . each 0 5 6

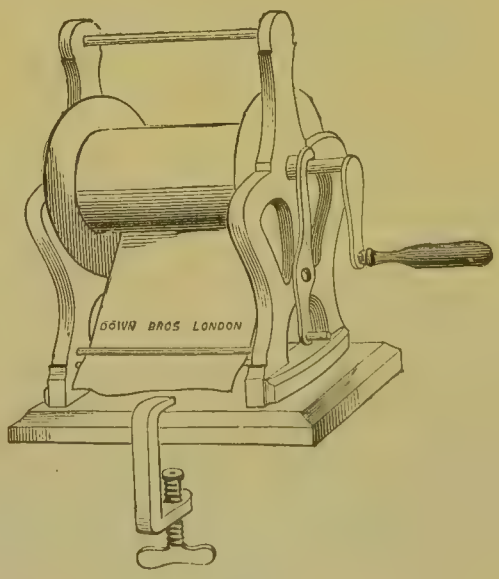

5637.

5637 Iron japanned . . each, for 3-in. bandages, 10*s.* 6*d.*; 6-in. 0 15 6

No.

Wound-dressing Materials and Appliances, *continued*,—

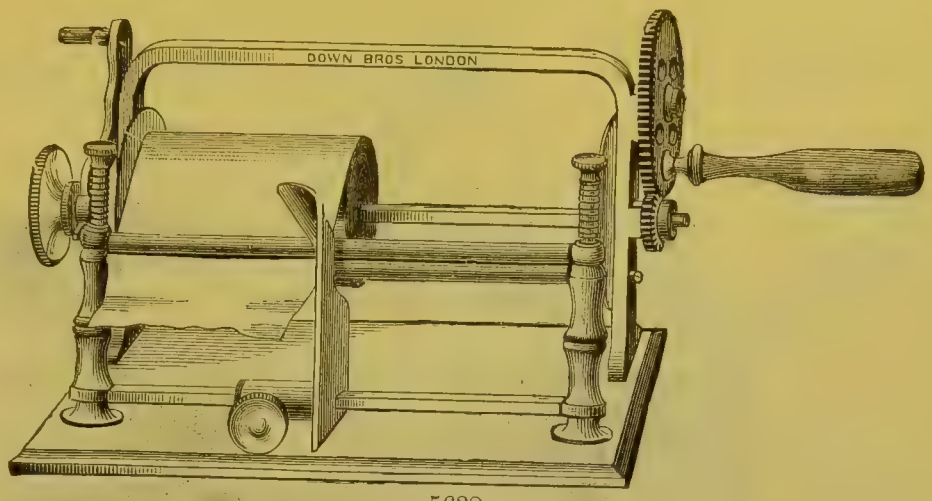

5638.

Bandage Rollers, *continued*,—

		£	s.	d.
5638	Lafone's, with Multiplying Wheel, for bandages up to 6-in. wide . . . . . each	1	10	0
5639*	Ditto, ditto, for bandages up to 3-in. wide . . . „	1	5	6



5640.

5640	Navy pattern . . . . . each	0	9	6

* The items marked thus * are not illustrated.

No **Wound-dressing Materials and Appliances,** *continued,*—

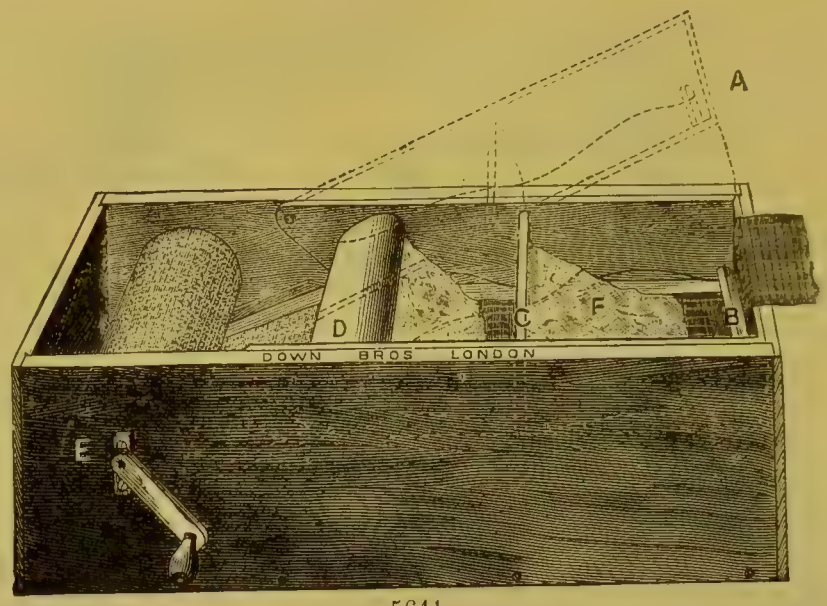

5641.

		£	s.	d.
	Bandage Rollers, *continued,*—			
5641	Slaughter's, for Plaster of Paris bandages . . . each	0	13	6

Extract from "British Medical Journal," April 4, 1891.

A NEW PLASTER OF PARIS BANDAGE ROLLER.

Having experienced the trouble and difficulty of rolling Plaster of Paris bandages by hand, I endeavoured to make a machine, which I think will be found useful for hospital practice, and surgeons practising in mining and manufacturing districts. The advantages I claim for it may be summed up as being simple, moderate cost, rapidity with which the bandages may be rolled; the Plaster of Paris is laid evenly on the bandage; it can be used as an ordinary bandage roller; and last, but not least, there is nothing to get out of order. The only loose part connected with it is the spindle **E**, on which the bandage is rolled. The accompanying diagram gives a very clear idea how the machine is worked. When about to roll a bandage, raise the frame **A** (dotted line), pass the end of bandage under **B**, **C**, and **D**, then shut down **A**. Put Plaster of Paris, **F**, on to bandage, as illustrated, and wind the end of bandage on to spindle **E** with the right hand, holding the bandage in the left. The drawing represents a bandage just finished. In order to remove the bandage when finished, draw out the spindle **E** with the right hand, holding the bandage in the left.

Before concluding I should like to acknowledge the care which Messrs. Down Bros., St. Thomas's Street, London, have taken in copying my machine.

Brighton. ERNEST A. SLAUGHTER, B.A., M.D.

No. **Wound-dressing Materials and Appliances,** *continued*,—

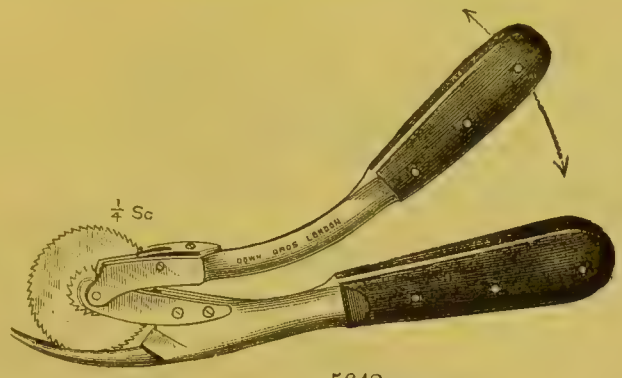

5642.

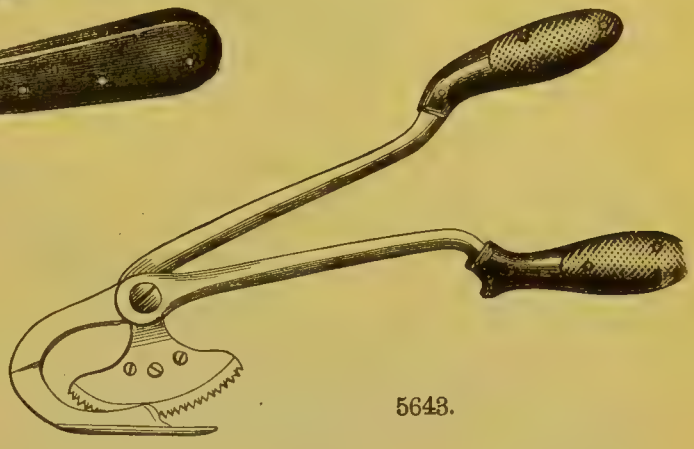

5643.

		£	s.	d.
	Bandage Cutters,—			
5642	Circular Saw, for Plaster of Paris bandages . . . each	2	2	0
5643	Gowan's, ditto . . . . . „	2	17	6



5644.



5645.

5644	Esmarc's strong Knife . . . . . each	0	5	9
5645	Saw, with curved blade, in strong handle . . . „	0	7	6

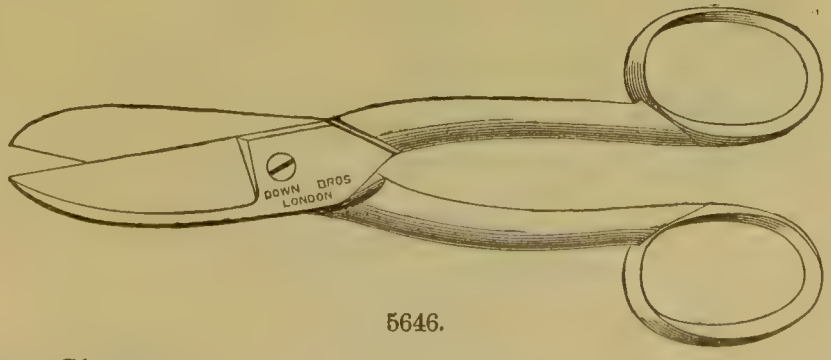

5646.

Bandage Shears,—

5646	Down Bros.' strong, for plaster bandages . . . each	0	9	6

No. **Wound-dressing Materials and Appliances,** *continued,*— £ *s* *d.*

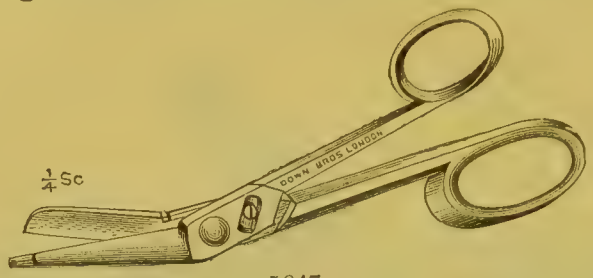

5647.

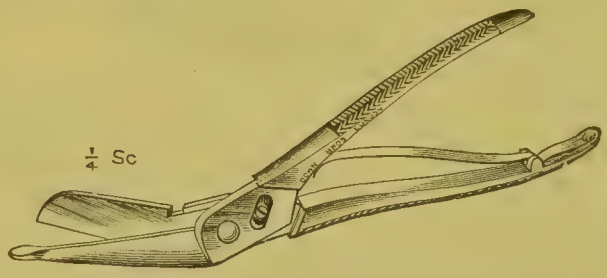

5648.

Bandage Shears, *continued,*—

5647 Henckel's, with bow handles . . . . . each 0 11 6
5648 Ditto, with spring handles . . . . . „ 0 15 6



5649.

5649 Seutin's, for starch bandages . . . . . each 0 11 6



5650.



5651.

5650 **Boxes, Japanned Tin, for Antiseptic Dressings, etc.,**—

White or black outside, 15 × 8 × 9 . . . . . each 0 12 0
17 × 11 × 11 . . . . „ 0 16 0

Other sizes can be made to order.
If with painted label outside, 2*s.* extra.

5651 With partitioned tray, 15 × 8 × 9 . . . . . each 0 16 6
17 × 11 × 11 . . . . „ 1 1 0

No. **Wound-dressing Materials and Appliances,** *continued*,— £ *s.* *d.*

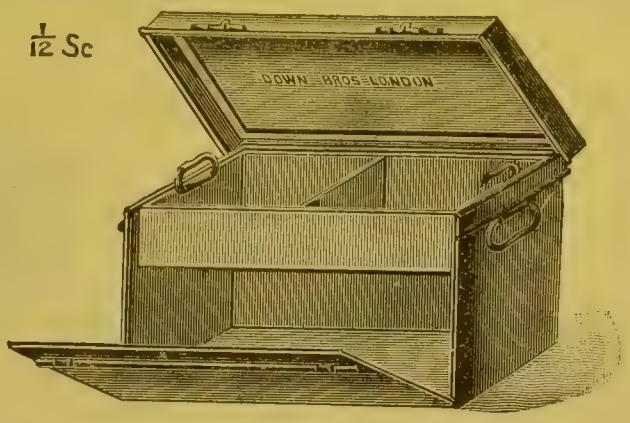

5652.

Boxes, Japanned Tin, for Dressings, etc., *continued*,—

5652 With partitioned tray and fall-down front, 17 × 11 × 11 . each 1 10 0

Other sizes can be made to order. If with painted label outside, 2*s.* extra.



Nickel-plated Copper Sterilizing Tray, to fit inside middle Tray, each, 5*s.*

Boxes of special design can be made to order.



5653.

5653 Samways', designed for Surgeon's use to carry supply of dressings to patients' houses, with leather handle . . each 1 1 0

Brown outside canvas cases, with leather straps . . „ 0 5 6

No. **Wound-dressing Materials and Appliances,** *continued*,—

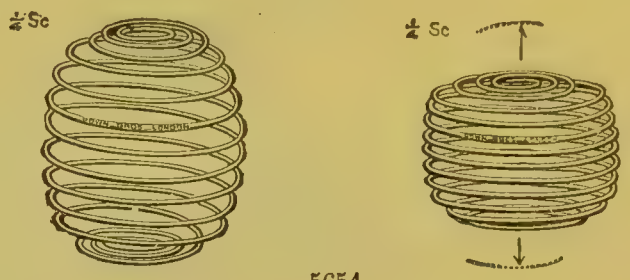

5654.

£ s. d.

5654 **Cheatle's Spring Sponges for Wound Compression,** each, 4s.; nickel plated 0 6 0

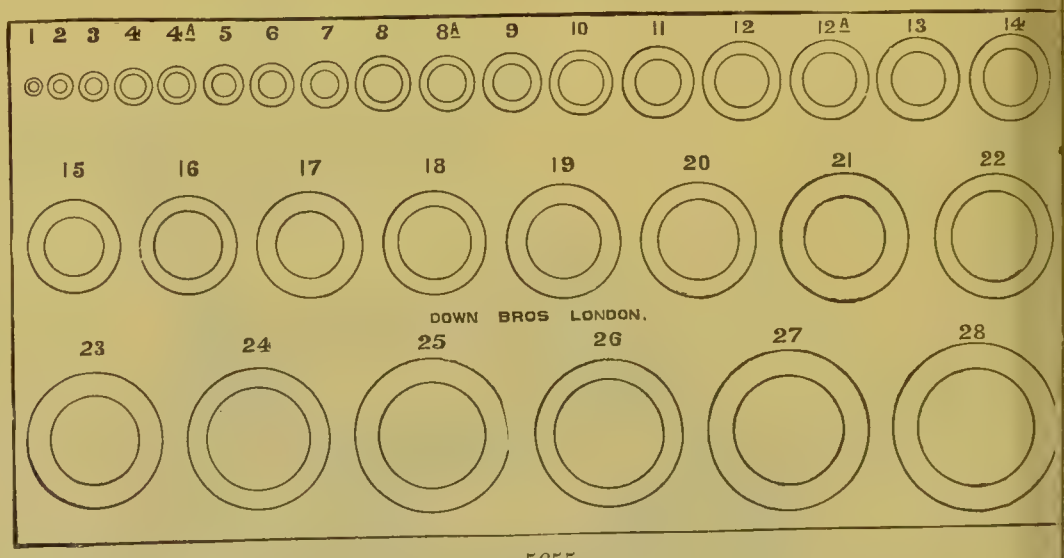

5655

Drainage Tubes, etc.,—

5655 *Red india-rubber, plain or perforated, 28 sizes,—

No.		s.	d.	No.		s.	d.
1	per yard	0	6	11	per yard	1	1
2	,,	0	8	12	,,	1	2
3	,,	0	8	12A	,,	1	4
4	,,	0	8	13	,,	1	2
4A	,,	0	10	14	,,	1	3
5	,,	0	8	15	,,	1	4
6	,,	0	8	16	,,	1	4
7	,,	0	9	17	,,	1	8
8	,,	0	9	18	,,	1	6
8A	,,	0	11	19	,,	2	0
9	,,	0	10	20	,,	1	9
10	,,	0	11	21	,,	2	6

* The numbers marked A are kept in stock perforated, but all other sizes may be perforated to order if desired.

No.

Wound-dressing Materials and Appliances, *continued*,—

Drainage Tubes, etc., *continued*,—

Red India-rubber, *continued*,—

No.			s.	d.	No.			s.	d.
22	. .	per yard	2	3	26	. .	per yard	2	9
23	. .	„	2	6	27	. .	„	3	9
24	. .	„	2	9	28	. .	„	4	0
25	. .	„	3	6					

Sample cards of sizes on application.

5656* Black india-rubber, perforated, 5 sizes,—

No.	3.	4.	6.	8.	10.
Per yard	7*d.*	8*d.*	8*d.*	9*d.*	10*d.*

5657* Red {india-rubber Sheets, for forming flanges for Drainage Tubes, size $26 \times 5 \times \frac{1}{16}$ in. . . . . per sheet £ 0 s. 3 d. 0

5658* Glass Tubes, stout, with I.R. stoppers, for carrying Drainage Tubes in bag, as used by Mr. Eve, $11\frac{1}{2} \times 1\frac{1}{2}$ in. . . each 0 4 6



5659.

5659 Callender's metal . . . . . each 0 4 6



5660.

5660 Carbolized, in bottle, for carrying in bag . . . per bottle 0 1 6

5661* Decalcified bone . . . . . „ 0 4 6



303.

303 Down Bros.' india-rubber, with shield for Empyema per doz. 0 18 0

* The items marked thus * are not illustrated.

No. **Wound-dressing Materials and Appliances,** *continued*,—



306.

No.		£	s.	d.
	Drainage Tubes, etc., *continued*,—			
306	"Hospital" India-rubber for Empyema (not moulded), 6½-in. long, with 1-in. beyond flange, to cut to any length, 6, 8, and 10 mm. diam. . . . . per doz.	0	12	0
	Ditto, ditto, 12, 14, and 16 mm. diam. . . . „	0	16	6



5662.

5662	Haydn Brown's, glass, assorted, 6 sizes, 3 to 5½ in. . per doz.	0	7	0



5663.



5663*a*.

5663	Kocher's, ditto, straight, assorted, 12 sizes, 1 to 3 in., per doz., 6*s*. 6*d*.; 3½ to 6 in.	0	7	6
5663*a*	Ditto, ditto, with curved assorted, 6 sizes, 2 to 4 in. per doz.	0	7	6

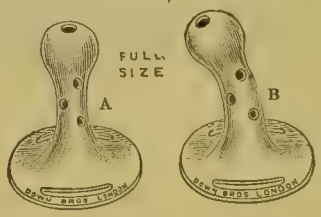

5664.

5664	**Ormsby's,** glass, of two shapes, A and B . . per dozen	0	5	0

For use in the after-treatment of small abscesses and sinous fistulae in the region of the neck, and other parts of the body.



3760.

3760	Keith's, glass, various sizes, ¼ to ⅝-in. diameter, and 4½ to 8½-in. long. . . . . per doz.	0	6	6

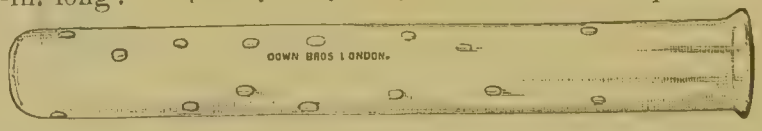

3761.

3761	Lawson Tait's, glass, various sizes, ¼ to ⅝-in. diameter, and 4½ to 8½-in. long . . . . . per doz.	0	12	0

No.

Wound-dressing Materials and Appliances, *continued*,—

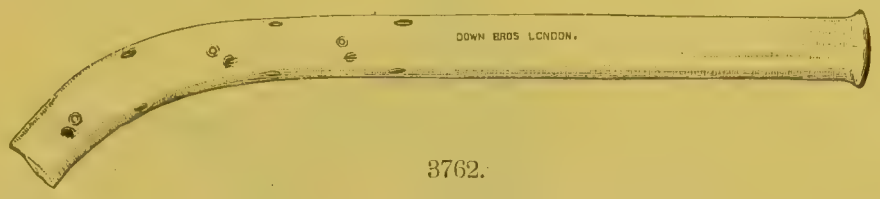

3762.

Drainage Tubes, etc., *continued*,—

		£	s.	d.
3762	Glass, curved, 3 sizes—5 × ¼-in., 5½ × ⅜-in., 6 × ½-in. . per doz.	0	9	6
3763*	Ditto, ditto, flattened at ends, 3 sizes—3½ × ½-in., 4⅜ × ½-in., 5¼ × ½-in. . . . . per doz.	0	12	0
3764*	Square Sheets of pure rubber, for use with same . . each	0	2	0



3765.

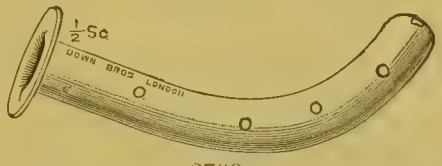

3766.

3765	Sänger's, glass, 3 lengths—4½, 5½, 6-in.; diam., ⅜ths per doz.	0	12	0
3766	Ditto, ditto, 4 sizes—¼, ⅜, ½, ⅝-in. diam. . . „	0	12	0



3767.

3767	Thornton's, T-shape, india-rubber . . . . . each	0	1	6



5665.

5665	Vulcanite, perforated, 3 sizes . . . . . per set	0	2	6

* The items marked thus * are not illustrated.

No. **Wound-dressing Materials and Appliances,** *continued*,—

£ s. d.

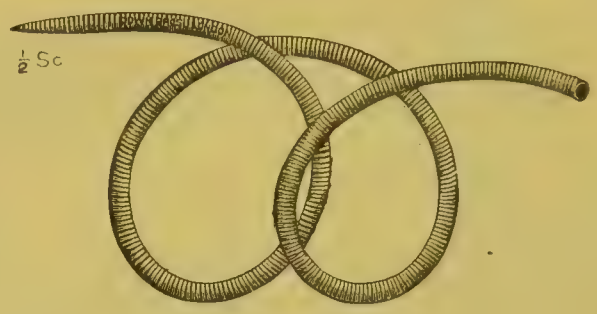

5666.

Drainage Tubes, etc., *continued*,—

5366 Wire, Chassaignac's . . . . . per foot 0 1 6

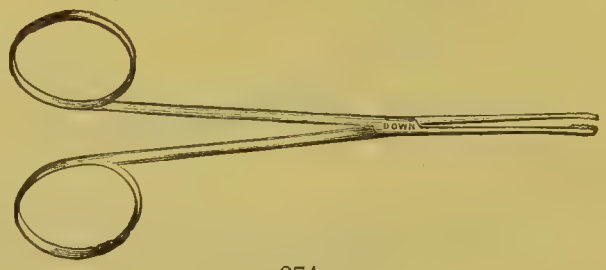

374.

Drainage Tube Introducers,—

374 Forceps, Lister's "Sinus," nickel plated, each, 5-in., 3*s.* 6*d.*; 7-in. 0 5 3

375* Ditto, with crank bend, 6-in., as used at St. Thomas's . each 0 4 6

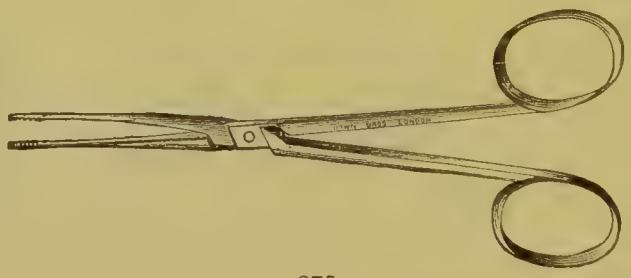

376.

376 Forceps, Lister's "Sinus," with take-off joint, nickel plated, each, 5-in., 4*s.* 6*d.*; 7-in. 0 6 9



5667.

5667 **Probe,** with forked end . . . . . each 0 2 3

* The items marked thus * are not illustrated.

No. **Wound-dressing Materials and Appliances,** *continued,*—

£ s. d.



5668.



5669.

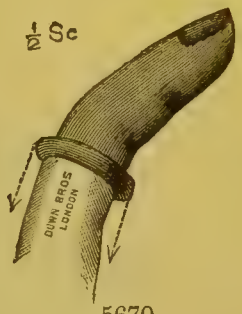

5670.

Finger Stalls,—

5668	India-rubber	per doz.	0	1 3
5669	Ditto, with wrist bands	,,	0	3 3
5670	Ditto, thin film rubber	,,	0	1 0

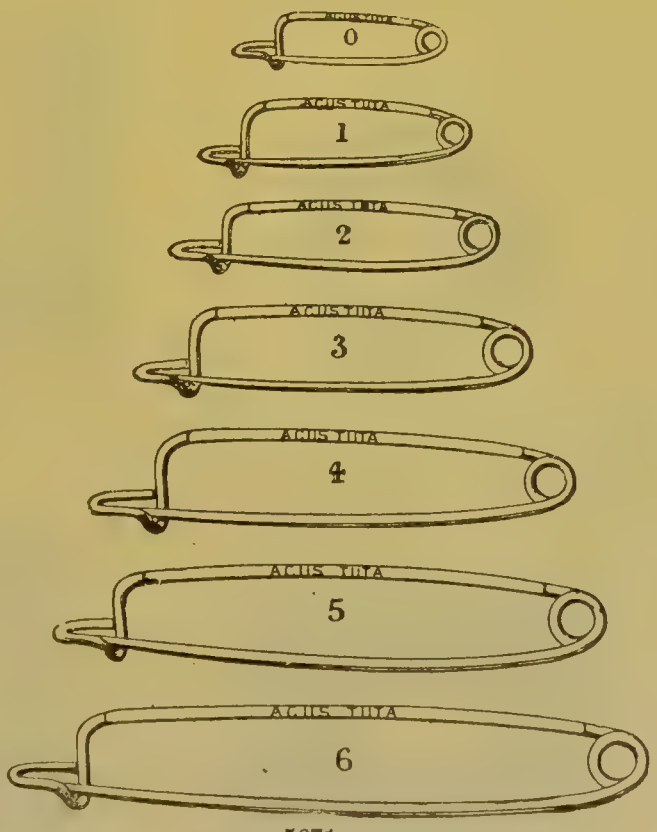

5671.

5671 **Safety Pins,** in boxes containing 3 dozen, per gross,—

No. 0	1	2	3	4	5	6
1*s.*	1*s.* 3*d.*	1*s.* 6*d.*	1*s.* 9*d.*	2*s.* 3*d.*	3*s.* 3*d.*	4*s.* 6*d.*

In boxes containing 3 dozen, Nos. 1, 2, 3, and 4, assorted, per dozen boxes, 6*s.*

No. **Wound-dressing Materials and Appliances,** *continued*,— £ s. d.

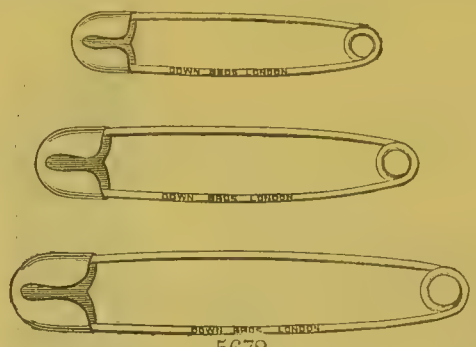

5672.

5672 **Safety Pins,** "Shield pattern" (recommended), 4 sizes—1, 1½, 2, and 2⅜-in., in boxes containing 3 dozen, per gross,—

No.	1	2	3	4
	2*s.* 3*d.*	2*s.* 9*d.*	3*s.* 3*d.*	4*s.* 3*d.*

Ditto, Steel,—

6 sizes	⅞	1	1¼	1⅝	2	2¼ in.
No.	0	1	2	3	4	5
Per gross,—	3*s.* 6*d.*	3*s.* 9*d.*	4*s.* 0*d.*	4*s.* 6*d.*	5*s.* 0*d.*	5*s.* 6*d.*

In boxes containing 3 dozen, Nos. 1, 2, 3, and 4, assorted, per box, 1*s.* 3*d.*

5673* Ditto, extra large Obstetric, No. 8 (3-in.) . . per gross 0 18 0



5674.

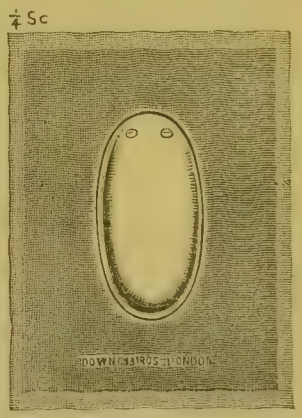

5675.

Wound Protectors, transparent celluloid,—

5674 Circular, 1½-in. diameter . . . . . per doz. 0 12 6

5675 Long and narrow, 3½ × 2 in. . . . . „ 1 1 0

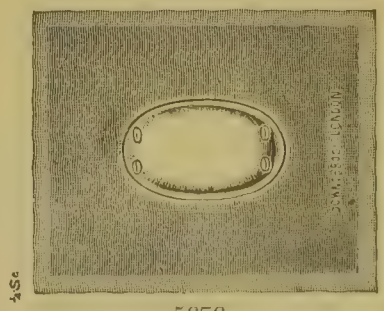

5676.

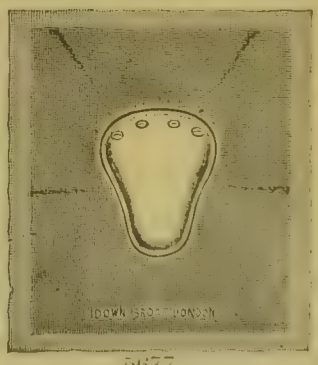

5677.

5676 Wide, 2½ × 1¾ in. . . . . per doz. 1 0 0

5677 Vaccine . . . . . „ 0 18 0

* The items marked thus * are not illustrated.

No.

Wound-dressing Materials and Appliances, *continued*,—

		£	s.	d.
	Antiseptic Dressings.			
	Special quotations for large quantities.			
5678*	Boracic Gauze . . . . . per doz. yds.	0	1	3
5679*	Ditto, Lint . . . . . per lb.	0	1	3
5680*	Ditto, ditto, "Seconds" . . . . . „	0	1	1
5681*	Ditto, Wool . . . . . „	0	1	0
5682*	Carbolic Gauze . . . . . per doz. yds.	0	1	6
5683*	Carbolic Gauze Bandages, in 6-yd. rolls,—			
	2-in. . . . . per doz. rolls.	0	1	0
	2½-in. . . . . „ „	0	1	3
	3-in. . . . . „ „	0	1	6
	4-in. . . . . „ „	0	2	0
	6-in. . . . . „ „	0	3	0
5684*	Carbolic Lint . . . . . per lb.	0	1	10
5685*	Ditto, Tow (*see also* Tarred Tow) . . . . „	0	0	7
5686*	Ditto, ditto, Calvert's . . . . . „	0	1	0
5687*	Ditto, Wool . . . . . „	0	1	2
5688*	Cellulose Wadding (similar to Tillmann's Dressing) „	0	0	8
5689*	Christia, 40-in. wide . . . . . per yd.	0	1	0
5690*	Christia backed Lint . . . . . „	0	3	0
5691*	Double Zinc Cyanide Gauze . . . per doz. yds.	0	1	3
5692*	Double Zinc Cyanide Gauze Bandages, in 6-yard rolls,—			
	2-in. . . . . per doz. rolls.	0	1	0
	2½-in. . . . . „ „	0	1	3
	3-in. . . . . „ „	0	1	6
	4-in. . . . . „ „	0	2	0
	6-in. . . . . „ „	0	3	0
5693*	Double Zinc Cyanide Lint . . . . . per lb.	0	2	3
5694*	Ditto, Wool . . . . . „	0	1	4
5695*	Eucalyptus Gauze . . . . . per doz. yds.	0	1	4
5696*	Ditto, Wool . . . . . per lb.	0	1	5
5697*	Iodized Wool . . . . . „	0	3	6

* The items marked thus * are not illustrated.

No.	Wound-dressing Materials and Appliances, *continued*,—		£	s.	d.
	Antiseptic Dressings, *continued*,—				
5698*	**Iodoform Gauze**, 5 %	per doz. yds.	0	1	11
	Ditto, 10 %	„ „	0	2	3
5699*	**Iodoform Wool**, 5 %	per lb.	0	2	9
	Ditto, 10 %	„	0	3	9
5700*	**Oakum, or Antiseptic Marine Lint**	„	0	1	0
	Ditto, ditto, in 1 lb. Tins	„	0	1	4
5701*	**Oiled Silk Protective**	per yard	0	2	6
5702*	**Protective Gauze Tissue**, Renton's	„	0	2	0
5703*	**Sal Alembroth Gauze**	per doz. yds.	0	1	3
5704*	**Sal Alembroth Butter-Cloth Bandages**, in 6-yd. rolls,—				
	2-in.	per doz. rolls	0	1	2
	2½-in.	„ „	0	1	4
	3-in.	„ „	0	1	6
	4-in.	„ „	0	2	0
	5-in.	„ „	0	2	6
	6-in.	„ „	0	3	0
5705*	**Sal Alembroth Gauze Bandages**, in 6-yd. rolls,—				
	2-in.	per doz. rolls	0	1	0
	2½-in.	„ „	0	1	3
	3-in.	„ „	0	1	6
	4-in.	„ „	0	2	0
	6-in.	„ „	0	3	0
5706*	**Sal Alembroth Gauze Bandages or Sponges** (Dr. Horrocks'). In 6-yd. rolls,—				
	2½-in. 8-ply	per doz. rolls	0	9	0
	4-in. 8-ply	„ „	0	12	0
5707*	**Sal Alembroth Open Wove Bandages**, in 6-yd. rolls,—				
	2-in.	per doz. rolls	0	1	6
	2½-in.	„ „	0	1	10
	3-in.	„ „	0	2	3
	4-in.	„ „	0	3	0
	6-in.	„ „	0	4	3
5708*	**Sal Alembroth Open-wove Bandages, with woven edges.** In 6-yd. rolls,—				
	2½-in	per doz. rolls	0	4	6
5709*	**Sal Alembroth Lint**	per lb.	0	1	11
5710*	Ditto, Wool	„	0	1	2
5711*	Ditto, Gauze and Wool	„	0	1	8

* The items marked thus * are not illustrated

No.	Wound-dressing Materials and Appliances, *continued*,—		£	s.	d
	Antiseptic Dressings, *continued*,—				
5712*	**Salicylic Lint**	per lb.	0	2	0
5713*	Ditto, Wool	„	0	1	4
5714*	**Sanitary Towels**, Common	per gross	0	11	0
	Ditto, Best	„	1	2	0
5715*	**Southall's Midwifery Sheets**	per doz.	0	12	0
5716*	**Sublimate Gauze**	per doz. yards	0	1	3
5717*	Ditto, Wool	per lb.	0	1	3
5718*	**Surgical Dressing**, similar to "Tenax"	„	0	0	9
	This differs from "Tenax" in name only.				
5719*	**Stypium**	per lb.	0	0	9
5720*	**Styptic Wool**	„	0	2	6
5721*	**Tarred Tow**, common, similar to "Styptic Tow"	„	0	0	6
5722*	Ditto, fine Jute	„	0	0	8
5723*	**Tenax** (*see also* Surgical Dressing)	„	0	1	6
5724*	**Thymol Gauze**, bleached	per doz. yds.	0	1	10
	Tillman's Dressing (*see* Cellulose Wadding).				
5725*	**Wood Wool**, in 1-lb. bags	per lb.	0	0	7
5726*	Ditto, Tissue	„	0	1	0
5727*	Ditto, Wadding	„	0	0	9
5728*	Ditto, Diapers, 3 qualities	per gross, 10*s.* 10*d.*, 14*s.* 6*d.*	1	1	0
5729*	Ditto, Midwifery Sheets	each	0	2	6
5730*	**First Field Dressings**, as supplied to H.M. Government for troops on active service	per doz.	0	6	0
5731*	Esmarc's, consisting of Wound Dressing, Illustrated Bandage, and Safety Pin, in waterproof cover	per doz.	0	13	6

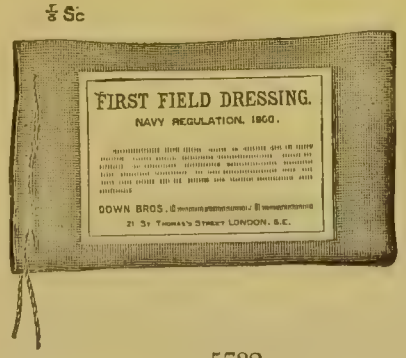

5732.

5732	Navy Pattern (Regulation, 1900)	per doz.	0	9	0

(Special quotations for large quantities according to quantity.)

* The items marked thus * are not illustrated.

No.

Wound-dressing Materials and Appliances, *continued*,—

Antiseptic Dressings, *continued*,—

5733

Antiseptic Gauzes in Air-tight Cartons.

(Each Carton contains 6 yards.)



5733.

		£	s.	d.
Boracic	per doz. yds.	0	1	8
Carbolic	„ „	0	1	11
Double Zinc Cyanide	„ „	0	1	8
Eucalyptus	„ „	0	1	9
Iodoform 5%	„ „	0	2	4
Ditto, 10%	„ „	0	2	8
Sal Alembroth	„ „	0	1	8
Sublimate	„ „	0	1	8

5734*

Antiseptic Gauzes in 3-yard Air-tight Cartons.

Boracic	per doz. cartons	0	5	6
Carbolic	„ „	0	6	3
Double Zinc Cyanide	„ „	0	5	6
Iodoform, 5%	„ „	0	7	6
Ditto, 10%	„ „	0	9	3
Sal Alembroth	„ „	0	5	6

5735*

Antiseptic Gauzes in 1-yard Air-tight Cartons.

Boracic	per doz. cartons	0	2	6
Carbolic	„ „	0	3	0
Double Zinc Cyanide	„ „	0	2	6
Iodoform, 5%	„ „	0	3	6
Ditto, 10%	„ „	0	4	0
Sal Alembroth	„ „	0	2	6

* The items marked thus * are not illustrated.

No.

Wound-dressing Materials and Appliances, *continued,*—

Antiseptic Dressings, *continued,*—

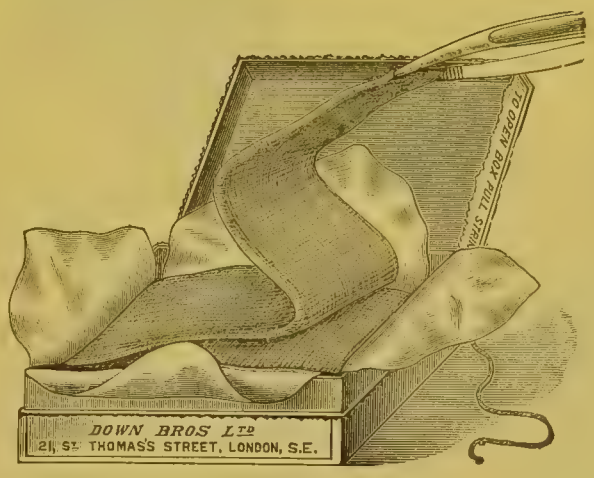

5736.

5736 **Antiseptic Gauzes in Air-tight Square Boxes.**

Packed **ZIG-ZAG** fashion so as to easily lift out and cut into lengths for use. In 1, 2, and 3 yard Boxes.

		1 yard	2 yards	3 yards
Boracic	per doz. boxes	3/9	5/6	7/6
Carbolic	„ „	4/-	6/-	8/3
Double Zinc Cyanide .	„ „	3/9	5/6	7/6
Iodoform, 5% . . .	„ „	4/3	6/9	9/3
Ditto, 10% . . .	„ „	4/9	7/6	10/6
Sal Alembroth . .	„ „	3/9	5/6	7/6

No.

Wound-dressing Materials and Appliances, *continued*,—
Antiseptic Dressings, *continued*,—

5737

Antiseptic Ribbon Gauzes.

In parcels of 1 dozen rolls, each ribbon papered separately.



5737.

		£	s.	d.
Double Zinc Cyanide,—				
½ inch	per doz. rolls	0	2	0
¾ inch	,, ,,	0	2	3
1 inch	,, ,,	0	2	6
1¼ inch	,, ,,	0	3	0
1½ inch	,, ,,	0	3	4
2¼ inch	,, ,,	0	3	9
2¾ inch	,, ,,			
Iodoform, 5%,—				
½ inch	,, ,,	0	2	2
¾ inch	,, ,,	0	2	4
1 inch	,, ,,	0	2	10
1¼ inch	,, ,,	0	3	6
1½ inch	,, ,,	0	4	0
2¼ inch	,, ,,	0	4	6
2¾ inch	,, ,,			
Iodoform, 10%,—				
½ inch	,, ,,	0	2	3
¾ inch	,, ,,	0	2	6
1 inch	,, ,,	0	3	0
1¼ inch	,, ,,	0	3	9
1½ inch	,, ,,	0	4	6
2¼ inch	,, ,,	0	5	0
2¾ inch	,, ,,			
Sal Alembroth,—				
½ inch	,, ,,	0	2	0
¾ inch	,, ,,	0	2	3
1 inch	,, ,,	0	2	6
1¼ inch	,, ,,	0	3	0
1½ inch	,, ,,	0	3	4
2¼ inch	,, ,,	0	3	9
2¾ inch	,, ,,			

Gauze Packers for use with Ribbon Gauzes.

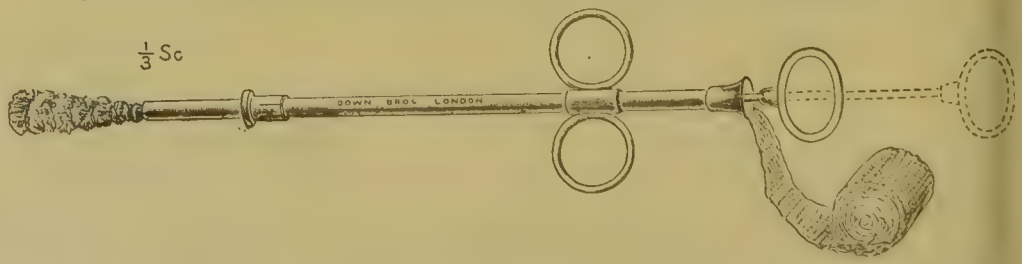

5738.

		£	s.	d.
5738	Gauze Packers, nickel plated . . . . each	0	3	6

No. **Wound-dressing Materials and Appliances,** *continued,*
Antiseptic Dressings, *continued,*—

5739

Antiseptic Gauze Ribbons in Bottles.

Each Bottle contains 6 yards.



5739.

		£	s.	d.
Double Zinc Cyanide,—				
½ inch	per doz. bottles	0	4	0
¾ inch	,, ,,	0	4	3
1 inch	,, ,,	0	4	6
1¼ inch	,, ,,	0	5	6
2¼ inch	,, ,,	0	5	10
2¾ inch	,, ,,	0	6	3
Iodoform, 5%,—				
½ inch	,, ,,	0	4	2
¾ inch	,, ,,	0	4	4
1 inch	,, ,,	0	4	10
1¼ inch	,, ,,	0	6	0
2¼ inch	,, ,,	0	6	6
2¾ inch	,, ,,	0	7	0
Iodoform, 10%,—				
½ inch	,, ,,	0	4	3
¾ inch	,, ,,	0	4	6
1 inch	,, ,,	0	5	0
1¼ inch	,, ,,	0	6	3
2¼ inch	,, ,,	0	7	0
2¾ inch	,, ,,	0	7	6
Sal Alembroth,—				
½ inch	,, ,,	0	4	0
¾ inch	,, ,,	0	4	3
1 inch	,, ,,	0	4	6
1¼ inch	,, ,,	0	5	6
2¼ inch	,, ,,	0	5	10
2¾ inch	,, ,,	0	6	3

No.

Wound-dressing Materials and Appliances, *continued*,—

Antiseptic Dressings, *continued*,—



5740.

Dührssen's Sterilized Antiseptic Dressings, in single tins,—

		£	s.	d.
5740	No. 1. For Uterus Tamponnage in normal Child-bed. Contents: 1 Tampon, 5 metres × 10 cm., consisting of 4 layers 5% Iodoform Gauze, and 30 grammes 4% Salicylic Wool, per doz. tins	1	6	6
	No. 1A. Containing 1 Tampon, 5 metres × 10 cm., consisting of 2 layers 5% Iodoform Gauze . . per doz. tins	0	13	6
	No. 2. For Uterus Tamponnage in cases of Miscarriage, Ruptured Perineum and Gynaecological Operations, containing 2 Tampons, 5 metres long and 3 and 10 cm. respectively in width, of 5% Iodoform Gauze, 20 grammes 4% Salicylic Wool, and 1 gramme Iodoform . . per doz. tins	0	16	6
	No. 3. Vaginal Tampons, containing 12 walnut size 4% Salicylic Wool Tampons, with threads for withdrawal, per doz. tins	0	14	6

Aseptic Dressings, Sterilized.

(Special quotations for large quantities.)

5741*	**Operation Dressings**, prepared ready for use and supplied stored in Germ-proof packages (suitable for immediate use or storage), as suggested by Mr. Arbuthnot Lane,—			
	No. 1 Set. Consisting of 12 Gauze Pledgets, 12 Wool Sponges, 2 Wound Pads, 6 × 10 . . . . . per set	0	2	3
	No. 2 Set. Consisting of 36 Gauze Pledgets, 24 Wool Sponges, 3 Wound Pads, two 6 × 10 and one 8 × 12 . . per set	0	4	6

* The items marked thus * are not illustrated.

No. **Wound-dressing Materials and Appliances,** *continued*,— £ s. d.

Aseptic Dressings, sterilized, *continued*,—



5742.

Gauzes in Air-tight Cartons, each Carton containing 6 yards,—

5742 Bleached absorbent . . . . . per doz. yds. 0 1 8
5743* Unbleached, non-absorbent . . . . . „ „ 0 1 8

5744* **Absorbent Gauze Ribbons in Bottles,** each Bottle contains 6 yards,—

$\frac{1}{2}$-in. . . . . per doz. bottles 0 4 0
$\frac{3}{4}$-in. . . . . „ „ 0 4 3
1-in. . . . . „ „ 0 4 6
$1\frac{1}{4}$-in. . . . . „ „ 0 5 6
$2\frac{1}{2}$-in. . . . . „ „ 0 6 0
$2\frac{3}{4}$-in. . . . . „ „ 0 6 6



5745.

5745 **Absorbent Gauze Pads,** in 1 doz. packets,—

Best quality, 6 × 6, 12 layers . . . . . per doz. 0 1 4
Ditto, 9 × 9, 16 „ . . . . . „ 0 2 6
Hospital quality, 6 × 6, 12 layers . . . . . „ 0 1 2
Ditto, 9 × 9, 16 „ . . . . . „ 0 2 3

5746* **Absorbent Gauze and Wool Pads,** 1 doz. pkts.,—

9 × 9 in., thin, ... per doz. 0 1 1
9 × 9 in., thick, ... „ 0 1 5



5747.

5747 **Absorbent Gauze and Wool Swabs,** in cartons containing 1 dozen,—

1 in. . . . . per dozen cartons 0 3 6
2 in. . . . . „ „ 0 4 0
3 in. . . . . „ „ 0 5 0

* The items marked thus * are not illustrated.

No.	Wound-dressing Materials and Appliances, *continued*,— Aseptic Dressings, Sterilized, *continued*,—	£	s.	d.
5748*	**Lint**, absorbent,—			
	1 oz. Cartons . . . . . per doz. Cartons	0	4	0
	2 oz. ,, ... ,, ,,	0	6	0
	4 oz. ,, ... ,, ,,	0	9	0
5749*	**Wool**, absorbent,—			
	1 oz. Cartons . . . . . per doz. Cartons	0	3	6
	2 oz. ,, ... ,, ,,	0	5	6
	4 oz. ,, ... ,, ,,	0	8	6
5750*	**Absorbent Gauze and Wool** (known also as Gamgee Tissue),—			
	4 oz. Cartons . . . . . per doz. Cartons	0	9	0
	8 oz. ,, ... ,, ,,	0	15	0
	Operation Sets in Square Cartons,—			
5751*	Minor Operation Set consisting of Plain Gauze, Absorbent Wool, Flax Lint, 2 Bandages, Waterproof Tissue, Safety Pins . . . . . per set	0	1	6
5752*	Major Operation Set, consisting of Plain Gauze, Iodoform Gauze, Absorbent Wool, Flax Lint, 3 Bandages, Waterproof Tissue, Drainage Tube, Safety Pins per set	0	3	0

Sterilizable Dressings.

(Special quotations for large quantities.)

5753*	Bleached Absorbent Gauze . . . . per doz. yds.	0	1	3
5754*	Ditto, extra quality . . . . . ,, ,,	0	2	6
5755*	Unbleached Gauze (non-absorbent) . . . ,, ,,	0	1	3
5756*	**Absorbent Gauze and Wool**,—			
	No. 1. Best . . . . . per lb.	0	1	6
	No. 2. "Hospital" quality . . . . . ,,	0	1	3
	No 3. "Hospital" seconds . . . . . ,,	0	1	1

This differs from "Gamgee Tissue" in name only.

5757*	**Gamgee Tissue** (*see also* "Absorbent Gauze and Wool"), super quality . . . . . per lb.	0	2	6
	Ditto, "Hospital" quality . . . . . ,,	0	1	9
	Ditto, "Hospital" Seconds . . . . . ,,	0	1	2
5758*	**Absorbent Gauze Bandages**, in 6-yard rolls,—			
	2-in. . . . . per doz. rolls	0	1	0
	2½-in. . . . . ,, ,,	0	1	2
	3-in. . . . . ,, ,,	0	1	4
	3½-in. . . . . ,, ,,	0	1	9
	4-in. . . . . ,, ,,	0	2	0
	6-in. . . . . ,, ,,	0	2	8

* The items marked thus * are not illustrated

No. **Wound-dressing Materials and Appliances,** *continued*,—
Sterilizable Dressings, *continued*,— £ s. d.



5759.

5759 **Absorbent Gauze Ribbons,** with woven edges, in 6-yard rolls, each roll papered separately,—

½ inch	per doz. rolls	0	1	10
¾ inch	„ „	0	2	0
1 inch	„ „	0	2	2
1¼ inch	„ „	0	2	8
2¼ inch	„ „	0	2	11
2¾ inch	„ „	0	3	4

5760* **Absorbent Gauze Roller Bandages or "Sponges,"**—
In 6 yd. rolls,—

2 in. 6-ply	per doz. rolls	0	2	9
2½ in. 6-ply	„ „	0	3	6
3 in. 6-ply	„ „	0	4	0
4 in. 6-ply	„ „	0	5	0

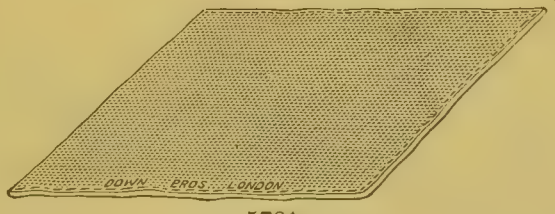

5761.

5761 **Absorbent Gauze Pads,** in 1 doz. packets,—

Best quality, 6×6, 12 layers	per doz.	0	1	2
Ditto, 9×9, 16 „	„	0	2	3
Hospital quality, 6×6, 12 layers	„	0	1	0
Ditto, 9×9, 16 „	„	0	2	0

5762* **Absorbent Gauze and Wool Pads,** 1 doz. pkts.,—

9×9 in., thin	per doz.	0	0	10
9×9 in., thick	„	0	1	2



5763.

5763 **Absorbent Gauze and Wool Swabs,**—

1 in., in 1 gross boxes	per gross	0	1	3
2 in., „ „	„	0	1	6
3 in., „ „	„	0	2	0

* The items marked thus * are not illustrated.

No.	**Wound-dressing Materials and Appliances,** *continued*,—	£	s.	d.
	Sterilizable Dressings, *continued*,—			
5764*	**Artificial Sponge Towels,** i.e., square pads made of Turkey towelling,—			
	In 1 doz. parcels,—			
	4×4 in. . . . . per doz.	0	1	0
	6×6 in. . . . . "	0	2	3
	8×8 in. . . . . "	0	3	6

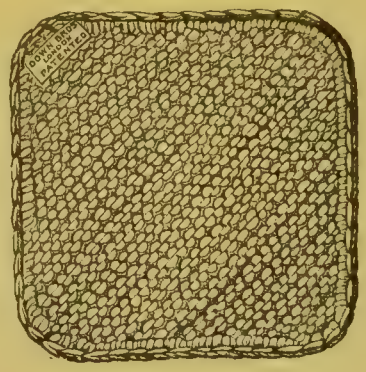

5765.

5765 **The Safe Surgical Sponge** (patented), in 6 sizes,—

Per dozen—4×4 in., 7*s.*; 6×6 in., 10*s.*; 8×8 in., 14*s.*; 10×10 in, 16*s.*; 12×12 in., 18*s.*; 14×14 in., 21*s.*

This article is the invention of Mrs. George, of Oxford, a Nurse. The "Sponges" are made of highly absorbent cotton **stained with methylene purple** and hand-knitted so as to present a reticulated surface, thus ensuring the greatest possible amount of absorption; whilst from the nature of the material perfect sterilization is possible. The sponges may be used over and over again with due regard to asepsis, thus rendering them economical, a point that cannot be overlooked since aseptic surgery has so much increased the cost of the toilet of operations. The sponges, though generally useful for all operations of surgery, will be found especially so in abdominal operations, their distinctive colour and appearance rendering it a practical impossibility for them to be overlooked in the body. Whereas other sponges may become stained to the colour of the blood itself, and thus only with difficulty be distinguishable, it is a peculiar characteristic of the dye in this case that it turns to a deeper purple when saturated with blood, and always stands out in clear contrast to the tissues.

5766*	**Sponge Cloths,** bleached . . . . . per doz.	0	3	6
5767*	Ditto, unbleached . . . . . "	0	2	2

As supplementary to, and as substitutes for, sponges, the loose, porous, absorbent cotton towels known as Sponge Cloths are of great value. They are used wrung out of warm antiseptic solutions to cover the mackintosh which surrounds the area of operation; they serve as sponges to absorb blood and fluid in all abdominal operations; they serve as coverings for extruded viscera, and in many other ways they are invaluable. They are boiled after every operation, and every boiling seems to improve them. Now I never perform an operation without using them.—Extract from GREIG SMITH'S *Abdominal Surgery*.

* The items marked thus * are not illustrated.

No.	Wound-dressing Materials and Appliances, *continued*,—	£	s.	d.
	Sponge Pads,—			
5768*	Cripps', in 6 sizes . . . . . per doz.	0	10	6
5769*	**Wrappers for storing Sterilized Dressings**, or conveying them to ward, or to patients' houses, as used at Guy's; made of Absorbent Gauze and Wool, size 24 × 18 in. per doz.	1	7	0
5770*	Ditto, ditto, Leeds Infirmary pattern, 30 × 30 in. „	1	16	0

Bandages.

(Special quotations for large quantities.)

5771* **Bandages, Butter-cloth,** in 6-yard rolls,—

2-in. . . . . per doz. rolls	0	1	7
2½-in. . . . . „ „	0	2	0
3-in. . . . . „ „	0	2	3

5772* **Bandages, Calico, Unbleached,** in 6-yard rolls,—

	"Hospital" Quality. s. d.	"Hospital" Seconds. s. d.
1-in. . . . . per doz. rolls	0 10	0 9
1½-in. . . . . „ „	1 3	1 1
2-in. . . . . „ „	1 6	1 4
2½-in. . . . . „ „	1 10	1 6
3-in. . . . . „ „	2 2	1 11

5773* **Bandages, Calico, Unbleached,** specially prepared free from "dress," as used by the St. John Ambulance Association,—

	3 yards. s. d.	4 yards. s. d.	6 yards. s. d.	9 yards. s. d.
1-in. . . per doz. rolls	0 9	1 0	1 3	—
1½-in. . . „ „	1 0	1 3	1 9	—
2-in. . . „ „	1 3	1 8	2 3	—
2½-in. . . „ „	—	2 0	2 6	3 6
3-in. . . „ „	—	2 3	3 0	4 3
4-in. . . „ „	—	—	3 9	5 3
6-in. . . „ „	—	—	5 3	7 6

5774* **Bandages, Calico, Bleached,**—

	3 yards. s. d.	4 yards. s. d.	6 yards. s. d.	9 yards. s. d.
1-in. . . per doz. rolls	1 0	1 2	1 6	—
1½-in. . . „ „	1 3	1 6	2 0	—
2-in. . . „ „	1 6	2 0	2 8	—
2½-in. . . „ „	—	2 3	3 0	4 6
3-in. . . „ „	—	2 6	3 8	5 6
4-in. . . „ „	—	—	4 9	7 0
6-in. . . „ „	—	—	7 0	10 0

* The items marked thus * are not illustrated.

No.

Wound-dressing Materials and Appliances, *continued*,—

Bandages, *continued*,—

5775* **Bandages, Open Wove, Unbleached,** in 6-yard rolls, –

		"Hospital" Quality.	"Hospital" Seconds	"Hospital" Thirds.
		s. d.	*s. d.*	*s. d.*
1-in.	per doz. rolls	0 8	0 7	0 6
1½-in.	,, ,,	0 11	0 10	0 8
2-in.	,, ,,	1 1	1 0	0 10
2½-in.	,, ,,	1 4	1 3	1 1
3-in.	,, ,,	1 8	1 6	1 3
3½-in.	,, ,,	1 11	1 9	1 6
4-in.	,, ,,	2 2	2 0	1 8
5-in.	,, ,,	2 8	2 5	2 0
6-in.	,, ,,	3 2	2 11	2 5

5776* **Bandages, Open Wove, Unbleached, with Woven Edges,** in 6-yard rolls,—

		£ *s. d.*
2-in.	per doz. rolls	0 2 6
2½-in.	,, ,,	0 3 0
3-in.	,, ,,	0 3 6

5777* **Bandages, Open Wove, Bleached,** in 6-yard rolls,—

		"Hospital" Quality.	"Hospital" Seconds.	"Hospital" Thirds.
		s. d.	*s. d.*	*s d.*
1-in.	per doz. rolls	0 9	0 8	0 7
1½-in.	,, ,,	1 0	0 11	0 9
2-in.	,, ,,	1 2	1 1	0 11
2½-in.	,, ,,	1 5	1 4	1 2
3-in.	,, ,,	1 9	1 8	1 4
3½-in.	,, ,,	2 0	1 11	1 7
4-in.	,, ,,	2 3	2 2	1 10
5-in.	,, ,,	2 10	2 8	2 3
6-in.	,, ,,	3 4	3 2	2 8

5778* **Bandages, Open Wove, Bleached, "Strong,"** in 6-yard rolls,—

		£ *s. d.*
2-in.	per doz. rolls	0 1 8
2½-in.	,, ,,	0 2 0
3-in.	,, ,,	0 2 4

5779* **Bandages, Open Wove, Bleached, with Woven Edges,** in 6-yard rolls,—

2-in.	per doz. rolls	0 3 0
2½-in.	,, ,,	0 3 6
3-in.	,, ,,	0 4 0

5780* **Black Bandages, Italian Cloth,** for eyes, fingers, etc., in 6-yard rolls,—

1-in.	per doz. rolls	0 2 9
2-in.	,, ,,	0 5 6
2½-in.	,, ,,	0 6 9
3-in.	,, ,,	0 8 3

* The items marked thus * are not illustrated.

No. **Wound-dressing Materials and Appliances,** *continued*,—

Bandages, *continued*,— £ *s.* *d.*

5781* **Black Bandages, Open Wove,** for eyes, fingers, etc., in 6-yards rolls,—
1-in. . . . . per doz. rolls 0 1 3
2-in. . . . . „ „ 0 2 3

5782* **Cotton Net, or "Stocking" Bandage,—**

2	2½	3	3½-in.
2*s.*	2*s.* 6*d.*	2*s.* 9*d.*	3*s.* 3*d.* per doz. yards.

5783* **Domette Bandages,** in 6-yard rolls,—

	Best Quality.		"Hospital."	
	s.	*d.*	*s.*	*d.*
3-in. . . . per doz. rolls	8	6	5	3
4-in. . . . „ „	11	3	6	9

5784* **Dummy Figures** for practising bandaging . . . each 2 12 6



5785.

5785 **Esmarc's Triangular Bandages,** illustrated . per doz. 0 5 6
5786* Ditto, not illustrated, plain unbleached calico . „ 0 3 0

5787* **Flannelette Bandages,** in 6-yard rolls,—
3-in. . . . . per doz. rolls 0 3 9
4-in. . . . . „ „ 0 4 6

5788* **Uninflammable Flannelette Bandages,** in 6-yard rolls,—
3-in. . . . . per doz. rolls 0 5 0
4-in. . . . . „ „ 0 6 10

5789* **Flannel Bandages,** in 6-yard rolls,—

	Best Quality.		"Hospital."	
	s.	*d.*	*s.*	*d.*
3-in. . . . per doz. rolls	9	6	7	9
4-in. . . . „ „	12	9	9	10



5790.

5790 **Gauze Bandages, Sayre's,** for Plaster of Paris, in 4-yard rolls,—
4-in. . . . . per doz. rolls 0 3 6

* The items marked thus * are not illustrated.

No.

Wound-dressing Materials and Appliances, *continued*,—

Bandages, *continued*,— £ *s.* *d.*

Gauze Bandages, Sayre's, for Plaster of Paris, *continued*,—

In 6-yard rolls,—

3-in.	per doz. rolls	0	3 9
4-in.	„ „	0	4 9



5791.

5791 **Gauze Bandages, Sayre's,** prepared with Plaster of Paris ready for use, in sealed tins,—

4-in., 4 yards long	per doz. rolls	0	6 6
3-in., 6 yards long	„ „	0	7 0
4-in., 6 yards long	„ „	0	8 0

5792* **Plaster of Paris,** in self-closing air-tight tins,—

3½-lb. tins	each	0	0 10
7-lb. tins	„	0	1 4

5793* **India-rubber Web Bandage,** bleached, per doz. yards, 2-in., 6*s.* 6*d.*; 2½-in., 8*s.* 3*d.*; 3-in. 0 10 3

5794* Ditto, unbleached "Blue-thread," 2½ in. . per doz. yards 0 4 6

5795* Ditto, with soft edges, per doz. yards, 2½-in., 8*s.* 6*d.*; 3-in. . 0 10 6

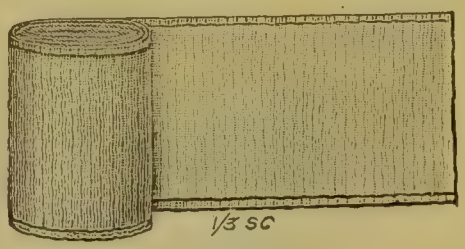

5796.

5796 **Japanese Crape Bandages,** in 2¼-yard rolls,—

2¼-in.	per doz.	0	8 6
2¾-in.	„	0	10 6
4-in.	„	0	13 6
7½-in.	„	1	4 0

* The items marked thus * are not illustrated.

No. **Wound-dressing Materials and Appliances,** *continued*,— £ *s.* *d.*

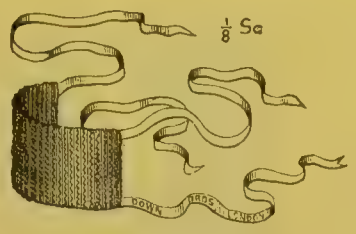

2227.

2227 **Liebreich's Eye Bandages** . . . . . per doz. 0 6 6

5797* **Linen Bandages,**—

	3	4	6-yard rolls.
2½-in. . . .	5*s.* 3*d.*	6*s.* 9*d.*	10*s.* 6*d.*
3-in. . . .	6*s.*	9*s.*	12*s.* 6*d.*

"Many-tailed" Bandages,—

5798* Abdominal Flannel . . . . . per doz. 1 10 0

5799* Calico for Legs . . . . . „ 0 14 0

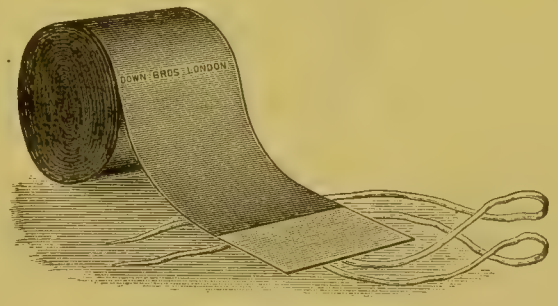

5800.

Bandages, *continued*,—

5800 **Martin's pure Para-rubber,** made in strict accordance with Dr. Martin's original instructions,—

Gauge.		5	7½	10½	15	21 feet.
2½-in.	21	each, 2*s.* 6*d.*	3*s.* 6*d.*	4*s.* 6*d.*	6*s.* 6*d.*	9*s.*
3-in.	21	„ 2*s.* 8*d.*	4*s.*	5*s.* 6*d.*	7*s.* 6*d.*	10*s.* 6*d.*

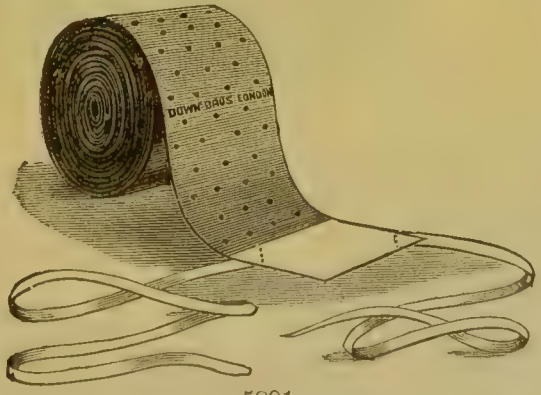

5801.

5801 **Martin's Pure Para-rubber, Perforated,**—

Gauge.		5	7½	10½	15	21 feet.
2½-in.	21	each, 2*s.* 9*d.*	3*s.* 9*d.*	5*s.*	7*s.* 3*d.*	9*s.* 9*d.*
3-in.	21	„ 3*s.*	4*s.* 3*d.*	6*s.*	8*s.* 3*d.*	11*s.* 6*d.*

* The items marked thus * are not illustrated.

No. **Wound-dressing Materials and Appliances,** *continued*,— £ s. d.

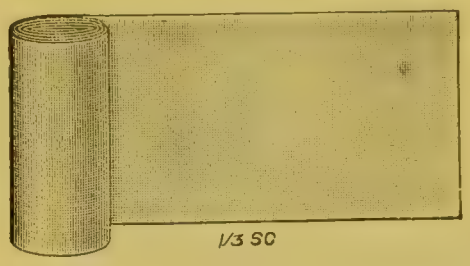

5802.

Bandages, *continued*,—

5802 **Muslin Bandages for Bavarian Splints,** in 6-yard rolls,—
$2\frac{1}{2}$-in. . . . . per doz. rolls 0 1 9
3-in. . . . . „ „ 0 2 0

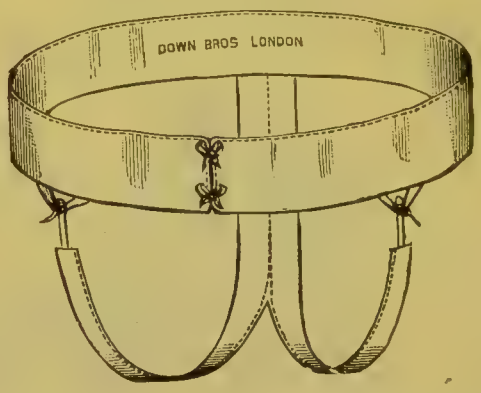

5803.

5803 **T or Perineal Bandages** . . . . . per doz. 0 11 6



5804.

5804 **Bismuth Bandages for Burns,**—
Bardeleben's, $4\frac{1}{2}$ metres × 10 cm., say 5 yards × $3\frac{1}{2}$ in., per doz. 0 15 0
Ditto, $2\frac{1}{2}$ metres × 10 cm., say 3 yards × $3\frac{1}{2}$ in. . „ 0 9 0

5805* **Bone Chips,** decalcified . . . . . per bottle 0 2 0

5806* **Bone Cancellous Tissue** . . . . . „ 0 5 0

5807* **Gutta Percha Tissue,** super quality . . . per lb. 0 15 0
Ditto, ditto, "Hospital" quality . . . . „ 0 11 0
Ditto, ditto, "Hospital" Seconds . . . . „ 0 7 6
Ditto, ditto, "Common" . . . . . „ 0 6 6

5808* **Lamb's Wool,** in 1 oz. packets . . . . per doz. pkts. 0 4 0

* The items marked thus * are not illustrated.

No.	Wound-dressing Materials and Appliances, *continued*,—	£	s.	d.
5809*	**Lint,—** (Special quotations for large quantities.)			
	No. 1. Cotton, best . . . . . per lb.	0	2	0
	No. 2. Ditto, "Hospital" . . . . „	0	1	9
	No. 3. Ditto, "Hospital" seconds . . . „	0	1	6
5810*	No. 1. Flax, best . . . . . „	0	4	6
	No. 2. Ditto, "Hospital" . . . . „	0	3	6
5811*	**Lint in Cartons,—**			
	No. 1 Cotton, in 1 oz. Cartons, per doz., 2/8; 2 oz., 4/8; 4 oz.	0	7	9
	Materials for Bandages (not less than 1 doz. yards),—			
5812*	Calico, Bleached, about 34-in. wide . . . per doz. yds.	0	5	8
5813*	Calico, Unbleached, about 39-in. wide, prepared specially free from dress . . . . . per doz. yds.	0	5	0
5814*	Domette, best, about 29 in. wide . . . „ „	0	12	3
5815*	Ditto, "Hospital" quality, about 25-in. wide „ „	0	6	0
5816*	Flannel, Best, about 26-in. wide . . . „ „	0	12	8
5817*	Ditto, "Hospital" quality, about 26-in. wide „ „	0	10	8
	Flannel for Bavarian Splints (*see page* 1205).			
5818*	Flannelette, white . . . . . per doz. yds.	0	5	8
5819*	Ditto, Uninflammable, about 32-in. wide . „ „	0	7	3
5820*	Gauze, Crinoline, for Sayre's Bandages, about 30-in. wide, per doz. yds.	0	5	8
5821*	Muslin, Fine, for Croft's Splints, about 37-in. wide, per doz. yds.	0	3	6
5822*	Stove Crinoline, about 36-in. wide, for Unna's Water Glass Bandages and Plaster of Paris . . . per doz. yds.	0	4	0
5823*	Open Wove Bandage Cloth, about 38-in. wide, Bleached, per doz. yds.	0	3	3
5824*	Ditto, ditto, about 38-in. wide, Unbleached . „ „	0	3	3
	Materials for Splints (*see page* 1205).			
5825*	**Oiled Cotton** . . . . . per doz. yds.	0	10	0
5826*	**Oiled Paper** . . . . . per gross sheets	0	12	0
5827*	**Oiled Silk**, superior quality . . . . . per yd.	0	4	0
5828*	Ditto, yellow opaque "French" . . . „	0	1	6
5829*	**Sayre's Vests for Plaster Jackets,—**			
	No. 60. Circumference, 12; length, 11 in. . . per doz.	1	0	0
	„ 70. „ 14 „ 13 „ . . „	1	1	0
	„ 80. „ 16 „ 14 „ . . „	1	2	0
	„ 90. „ 18 „ 15 „ . . „	1	4	0
	„ 100. „ 20 „ 16 „ . . „	1	7	0
	„ 110. „ 22 „ 18 „ . . „	1	14	0
	„ 120. „ 24 „ 20 „ . . „	1	16	0
	„ 130. „ 26 „ 22 „ . . „	2	2	0
	Sponges, Bath,—			
5830*	Honeycomb . . . each, 2*s.*, 2*s.* 6*d.*, 3*s.*, 3*s.* 6*d.*, 4*s.*, and	0	5	0
	Sponges for Wounds,—			
5831*	Honeycomb . . . . . per doz., 4*s.*, 6*s.*, 9*s.*	0	12	0
5832*	Turkey . . . . per doz., 4*s.* 6*d.*, 6*s.*, 9*s.*, 13*s.* 6*d.*, 18*s.*	1	1	0
5833*	Ditto, large flat, for Ovariotomy . . each, 2*s.* 8*d.* and	0	3	8

* The items marked thus * are not illustrated.

No. **Wound-dressing Materials and Appliances,** *continued*,—



5837.

		£	*s.*	*d.*
	Sponges, Sterilized, in Bottles,—			
5834*	Honeycomb, for wounds . . . per doz., 5*s.*, 7*s.*, 10*s.*, and	0	13	0
5835*	Ovariotomy, large flat . . . . each, 3*s.* 3*d.* and	0	4	3
5836*	Turkey, for wounds, per doz., 5*s.* 6*d.*, 7*s.*, 10*s.*, 14*s.* 6*d.*, 19*s.*, and	1	2	0
5837	Zimocca, small, in bottle containing 1 doz. . . per bottle	0	3	0



5838.

5838	**India-rubber Sponges,** in 3 sizes, per dozen, $3\frac{1}{2} \times 2\frac{1}{2} \times 1\frac{3}{8}$, 14*s.*; $4\frac{1}{4} \times 3 \times 1\frac{1}{2}$, 21*s.*; $5\frac{1}{8} \times 3\frac{1}{4} \times 2$	1	16	0
5839*	**Spongio Piline.** . . . . . per square yard	0	15	0
5840*	**Tow** (*see also* Carbolic Tow). (Special quotations for large quantities.)			
	No. 1. Common . . . . . per lb.	0	0	4
	„ 2. Fine Jute . . . . . „	0	0	5
	„ 3. Best Jute, machine rolled . . . . „	0	0	6
	„ 4. Best Flax . . . . . „	0	0	10

* The items marked thus * are not illustrated.

No.	Wound-dressing Materials and Appliances, *continued*,—	£	s.	d.
	Wools,—			
5841*	No. 1. Absorbent, "Best" . . . . . per lb.	0	1	6
	„ 2. Ditto, "Hospital" . . . . . „	0	1	1
	„ 3. Ditto, "Hospital" Seconds . . . „	0	0	11
5842*	Absorbent, superquality, with tissue paper between layers „	0	1	8
5843*	No. 1. White, Super (non-absorbent) . . . „	0	1	7
	„ 2. Ditto, Best „ „ . . . . „	0	1	2
	„ 3. Ditto, Seconds „ „ . . . . „	0	1	0
5844*	Brown, Common . . . . . „	0	0	7
5845*	Unbleached . . . . . „	0	0	8
	Wool, Wood (*see* Antiseptic Dressings).			
5846*	Wool in layers (covered gauze) for Splint Padding . . „	0	0	11
5847*	Wadding in sheets for Splint Padding, per piece of about 12 yards	0	2	3
5848*	**Wool in Cartons,—**			
	No. 1. Absorbent in 1 oz. Cartons . per doz. cartons	0	2	3
	Ditto, „ 2 „ „ . „ „	0	4	0
	Ditto, „ 4 „ „ . „ „	0	6	9

Plasters.

	Per doz. yards.	Glazed Calico.		Unglazed Calico.		Holland.		Moleskin.	
		s.	d.	s.	d.	s.	d.	s.	d.
5849*	Emp. Adhesive Opt. . . .	4	3	6	3	7	6	20	0
5850*	„ Belladon.	—		—		—		33	0
5851*	„ Cer. Saponis	8	6	9	0	10	0	23	0
5852*	„ Plumbi	6	3	—		—		—	
5853*	„ Roborans Opt. . . .	6	6	—		—		23	0
5854*	„ Saponis Alb.	6	3	—		9	0	22	0

5855*	**Durham's Silk Plaster** . . . . . per yard	0	7	6
5856*	**"Elephant" Plaster** on felt, 1-in. thick, as used at Guy's for bed sores, per sheet, 29 × 19 in., £1 3*s.*; half sheets, each	0	12	0
	Half sheets are the smallest quantity supplied.			
	Hospital Strapping (Leicester),—			
5857*	Brown Holland, 16-in. wide, in 6-yd. rolls . per doz. yds.	0	6	9
5858*	Ditto, in caddies, on rollers, 8-in. wide, 12-yd. rolls, per caddy	0	4	0
5859*	Ditto, ditto, 16-in. wide, 12-yd. rolls . . . „	0	7	6
5860*	Ditto, in patent metal caddies, 7½-in. wide, 6 yd. rolls „	0	3	0



5861.

5861	Brown Holland, 8-in. wide in 6-yd. tins. . . per tin	0	2	0
5862*	Ditto, 8-in. wide in 1-yd. tins . . . . „	0	0	6
5863*	Calico, 16-in. wide, in 6-yd. rolls . . . per doz. yds.	0	5	6
5864*	Ditto, in patent metal caddies, 7½-in. wide, 6-yd. rolls, per caddy	0	2	9
5865*	Ditto, 8-in. wide, in 6-yd. tins . . . . each	0	1	10

* The items marked thus * are not illustrated.

No.	Wound-dressing Materials and Appliances, *continued*,—	£	s.	d.
	Hospital Strapping (Leicester), *continued*,—			
5866*	Belladonna on porous felt . . . . . per yard	0	2	2
5867*	Cantharidine . . . . . „	0	2	3
5868*	Flesh-coloured Cambric, in 1-yd. tins . . . per tin	0	0	6
5869*	Isinglass on fine cambric, in 1-yd. tins . . „	0	1	2
5870*	Rubber adhesive, in 1-yd. tins . . . . „	0	1	2
5871*	Salicylic on waterproof, in 1-yd. tins . . . „	0	3	9



5872.

5872	Tape Plasters, rubber adhesive, 10-yd. rolls, per doz., ½-in., 11*s.*; ¾-in., 12*s.* 6*d.*; 1-in., 15*s.*; 1½-in., 21*s.*; 2-in.	1	7	0



5873.

5873	Surgeons' Emergency Case, containing 8 ribbons of assorted widths . . on calico, 5*s.*; holland, 6*s.* 6*d.*; cambric	0	6	6

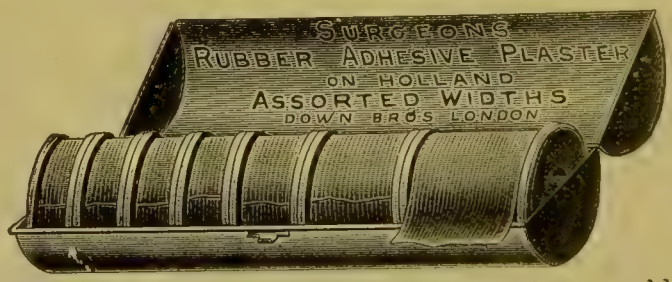

5874.

5874	Surgeons' Emergency Case, containing 7 ribbons, rubber adhesive, on holland	0	7	6
	Leslie's Plasters,—			
5875*	Caddies containing 10 yards (6-in. wide) on roller, Emp. Adhesive, on calico or holland . . . . each	0	5	0
5876*	Emp. Adhesive, in 1-yd. tins, each, calico, 8*d.*; brown holland	0	0	9
5877*	Litto, in 6-yd. tins . each, calico, 2*s.* 6*d.*; brown holland	0	3	0
5878*	Ditto, in 12-yd. tins, brown holland . . . . each	0	5	6
5879*	Emp. Cerat. Saponis, in 6-yd. tins. . . . . „	0	5	0
5880*	Tape Plasters, on calico, ⅛th to 1½-in. wide, in 6-yd. tin boxes, per doz.	0	10	0
5881*	Ditto, on holland, ½, 1, and 1½-in. wide, in 5-yd. tin boxes, per doz.	0	9	0

* The items marked thus * are not illustrated.

No.	Wound-dressing Materials and Appliances, *continued*,—	£	s.	d.
	Plasters, *continued*,—			
5882*	**Leukoplast**, 5 Metre Spools, per doz. 1¼ c.m. 6*s.* 6*d.*; 2½ c.m. 10*s.*; 5 c.m.	0	15	0
	Mead's Plasters (Seabury & Johnson),—			
5883*	Adhesive, 1-yd. rolls, 7-in. wide . . . . per roll	0	1	0
5884*	Ditto, 5-yd. rolls, 12-in. wide . . . . „	0	5	0
5885*	Belladonna, 5-yd. rolls, 7-in. wide . . . . „	0	10	6
5886*	Rubber Adhesive, 1-yd. rolls . . . . „	0	1	5
5887*	Ditto, on 10-yd. spools; per doz., ¼-in., 10*s.*; ½-in., 14*s.*; 1-in., 16*s.*; 1½-in., 18*s.*; 2-in., 24*s.*; 3-in.	1	10	0
5888*	Mustard Leaves, 10 leaves in tin . . . . per tin	0	0	9
5889*	Ditto, Plaster, in ½-yd. and 1-yd. tins . each, 6*d.* and	0	0	9

5890* **Vulnoplast**,—

	1½ in.	2½ in.	3¼ in. wide.
1 yard boxes, each	1/9	2/–	2/6
3 „ „ „	5/3	6/–	7/6
5 „ „ „	8/9	10/–	12/6

Wound Douches, Irrigators, and Syringes.

(*See also pages* 2064–2068.)



2246.



4035.

Douches and Irrigators,—

2246 Earthenware, fitted with 6 feet india-rubber Tube, with Spring Clip and glass Wound Pipe,—

	1½ pint.	2 pint.	3 pint.	4 pint.
Each	4*s.* 3*d.*	4*s.* 9*d.*	5*s.* 3*d.*	6*s.* 3*d.*

Spare Reservoirs,—

	1½ pint.	2 pint.	3 pint.	4 pint.
Each	1*s.*	1*s.* 6*d.*	2*s.*	3*s.*

4035	Earthenware Reservoir, one size only, 3 pint . . . each	0	2	3
*4035*a*	Ditto, fitted with 6-ft. I.R. Tube, Spring Clip and Glass Wound Pipe . . . . . each	0	5	6

* The items marked thus * are not illustrated.

Wound-dressing Materials and Appliances, *continued*,—
Wound Douches, Irrigators, and Syringes, *continued*,—

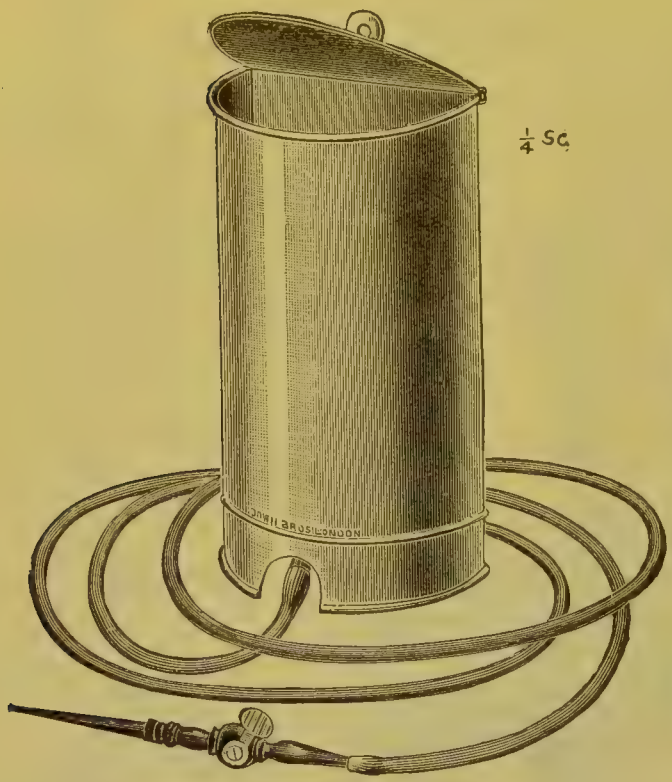

5891.

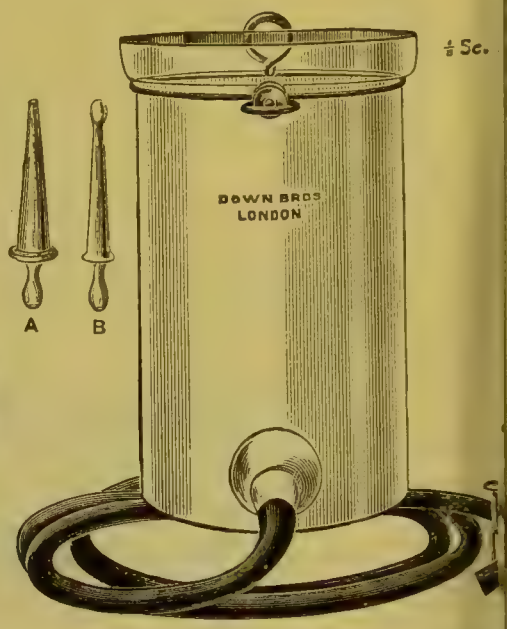

5892.



5893.



5894.

No.		£	s.	d.
	Wound-dressing Materials and Appliances, *continued*,—			
	Wound Douches, Irrigators, and Syringes, *continued*,—			
	Douches and Irrigators, *continued*,—			
5891	Enamelled iron, fitted with 6 feet india-rubber Tube, and vulcanite Pipe with push Stopcock,—			
	2 pint. 3 pint. 4 pint. 6 pint.			
	Each 9*s*. 9*s*. 9*d*. 10*s*. 6*d*. 12*s*.			
	Spare Reservoirs,—			
	2 pint. 3 pint. 4 pint. 6 pint.			
	Each 4*s*. 6*d*. 5*s*. 3*d*. 6*s*. 7*s*. 6*d*.			
5892	Glass, fitted with 6 feet india-rubber Tube, with Spring Clip and glass conical (A) or bulbous (B) Pipe, each, 3 pint, 8*s*.; if fitted with metal rim and loop to hang up . .	0	10	9
	Spare Reservoirs . each, 5*s*. 6*d*.; with metal rim and loop	0	7	6
5893	Japanned tin, with 6 feet india-rubber Tube, Spring Clip, and glass Wound Pipe,—			
	2 pint. 3 pint. 4 pint. 6 pint.			
	Each 5*s*. 9*d*. 6*s*. 3*d*. 6*s*. 9*d*. 7*s*. 3*d*.			
	Spare Reservoirs,—			
	2 pint. 3 pint. 4 pint. 6 pint. 2 gallon.			
	Each 2*s*. 6*d*. 3*s*. 3*s*. 6*d*. 4*s*. 10*s*. 6*d*.			
5894	Metal bronzed frames with glass Reservoirs, fitted with 6 feet india-rubber tube, with Spring Clip and glass Wound Pipe,—			
	1 pint. 2 pint. 3 pint. 4 pint.			
	Each . 5*s*. 5*s*. 3*d*. 5*s*. 9*d*. 6*s*. 6*d*.			
	Spare Glass Reservoirs only,—			
	1 pint. 2 pint. 3 pint. 4 pint.			
	Each . 8*d*. 1*s*. 3*d*. 1*s*. 9*d*. 2*s*. 3*d*.			
	Ditto, with metal frames,—			
	1 pint. 2 pint. 3 pint. 4 pint.			
	Each . 1*s*. 9*d*. 2*s*. 2*s*. 6*d*. 3*s*. 3*d*.			
5895*	**Leiter's Glass Irrigators** . . each, 2 pint, 11*s*.; 2½ pint	0	12	0
	Ditto, fitted with 6 feet india-rubber Tube, Spring Clip and glass Wound Pipe,—			
	2 pint. 2½ pint.			
	Each . . 15*s*. 9*d*. 16*s*. 9*d*.			
	N.B.—The Reservoirs described above can be fitted with any length of tube, or description of pipe, or stopcock, to order.			



5896.



5897.



5898.



5899.

	Wound Pipes for Douches,—				
5896	Glass Wound Pipes, conical	per doz.	0	3	0
5897	Ditto, grooved	,,	0	6	0
5898	Ditto, long, for deep wounds	,,	0	4	6
5899	Ditto, ditto, with large bore	,,	0	4	6

* The items marked thus * are not illustrated.

No.

Wound-dressing Materials and Appliances, *continued*,—

£ *s.* *d.*



5900.



5901.



2695.

Wound Douches, Irrigators, and Syringes, *continued*,—

Wound Pipes for Douches, *continued*,—

5900 Vulcanite, conical . . . . . per doz. 0 8 0

5901 Ditto, with push Stopcocks . . . . . each 0 2 0

2695 Ditto, with Stopcocks, to fit into Catheters . . „ 0 1 0





5902.

5903.

5902 Metal Wound Pipes, with push Stopcocks . . . each 0 6 6

Irrigation Pipe,—

5903 Jameson Johnston's, to regulate temperature; the hot-water tube is coated with vulcanite . . . . . each 1 15 0

The upper tube is connected with the cold and the under tube with the hot-water supply, the temperature is regulated by means of the double-way stopcock.

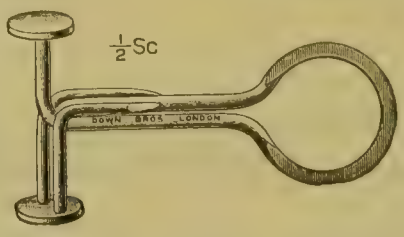

5904.

5904 **Spring Clips** for use as Stopcocks, with india-rubber Tube, per doz.,—

No. 1	2	3	4
2*s.* 9*d.*	3*s.* 6*d.*	4*s.* 6*d.*	5*s.* 6*d.*

No. 4 size is also made in superior quality German Silver, each 0 1 9

No.

Wound-dressing Materials and Appliances, *continued*,—

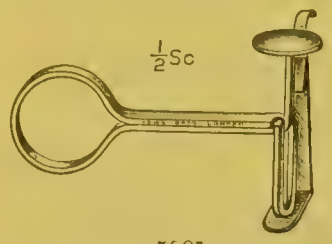

5905.

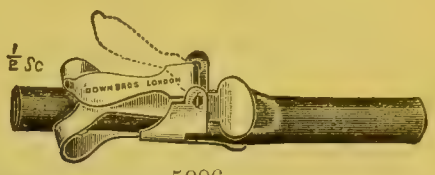

5906.

Wound Douches, Irrigators, and Syringes, *continued*,—

5905 Spring Clips, with releasing springs, per doz.,—

No. 2 — 5*s.* 6*d.* | 3 — 6*s.* 6*d.* | 4 — 7*s.* 6*d.*

5906 Ditto, Lever pattern for $\frac{3}{8}$th. in. tubing, per dozen 2*s.*; for $\frac{1}{2}$ in. 3*s.*



2824.

		£	*s.*	*d.*
2824	Spring Clip, small size, for use with Catheters, etc. . per doz.	0	10	6

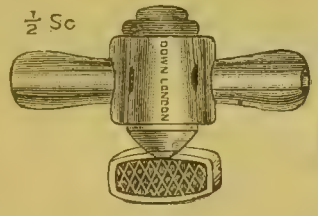

5907.



5908.



5909.

Stopcocks for Douches,—

5907	Glass, to insert in tube	each	0	1	3
5908	Vulcanite, ditto	„	0	1	0
5909	Ditto, to take Elastic Gum Rectum or Vagina Pipes .	„	0	1	3



5910.

5910 **Wound Syringes**, fitted with straight (A) or conical (B) pipe,—

Brass, 1-oz., with Finger Rings as illustrated . .	each	0	6	6
Ditto 2 „ „ „ „ „ . .	„	0	7	6
Ditto 3 „ „ „ „ „ . .	„	0	8	6
Ditto 4 „ „ „ „ „ . .	„	0	9	6
Ditto 6 „ „ „ „ „ . .	„	0	12	6
Ditto 8 „ „ „ „ „ . .	„	0	14	6

The 1, 2, 3 and 4-oz. sizes are also supplied without finger-rings at 1*s.* each less than above price.

Fine Silver Sinus Pipes to fit above, each, 2*s.* 9*d.*

No.

Wound-dressing Materials and Appliances, *continued*,—

Wound Douches, Irrigators, and Syringes, *continued*,—

Wound Syringes, *continued*,—



5911.

		£	s.	d.
5911	All Metal, fitted with Conical Wound Pipe, each, 1 oz., 12*s.* 6*d.*; 2 oz., 13*s.* 6*d.*; 3 oz., 15*s.*; 4 oz.	0	17	0
	Toynbee's Ear-pipe, in addition . . . . . each	0	1	6
	Cylindrical Wound Pipe . . . . . „	0	1	6



5912.

5912 All Metal, improved model, with end to screw off, fitted with Conical Wound Pipe (A).

	1 oz.	2 oz.	3 oz.	4 oz.				
Each	13*s.* 6*d.*	15*s.* 6*d.*	17*s.* 6*d.*	19*s.* 6*d.*				
Toynbee's Ear-pipes (B) in addition					each	0	1	6
Cylindrical Wound Pipes (C) in addition . .					„	0	1	6

These syringes being of metal throughout can be sterilized by boiling. The barrel being of metal is not liable to breakage. The piston is practically everlasting. It should be lubricated with vaseline or Lysol after boiling.



5913.

5913 Glass, with conical Pipe . . per doz., 3 oz., 15*s.*; 4 oz 0 18 0

No.

Wound-dressing Materials and Appliances, *continued*,—

Wound Douches, Irrigators, and Syringes, *continued*,—

Wound Syringes, *continued*,—

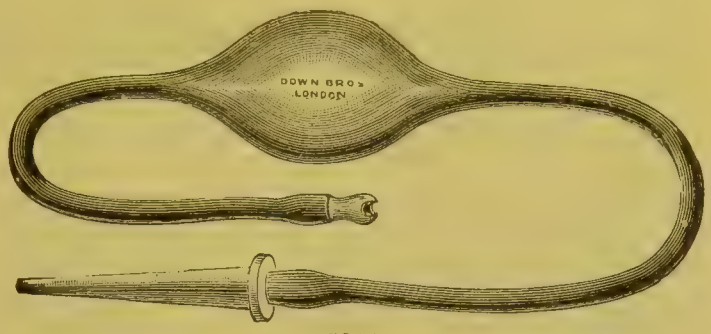

5914.

		£	s.	d
5914	India-rubber, Higginson's, with glass Pipe, as used at St. Thomas's Hospital . . . . . each	0	2	6
*5915*a*	Sinus Pipes, Conical India-rubber, 3½ in., to plug over glass pipes . . . . . per doz.	0	9	0

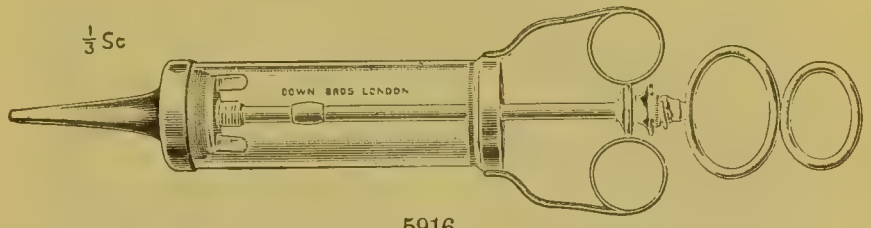

5916.

5916	Glass Barrel, with soldered Metal Mounts, and India-rubber piston, in 2 sizes . . each, 2 oz., 13*s.* 6*d.*; 3 oz.	0	15	6

---

* The items marked thus * are not illustrated

No.

Ambulances and Stretchers.



5917.

No.		£	s.	d.
5917	**Stretcher**, Guy's pattern, with ash poles, and plain canvas .	1	15	0
	Ditto, ditto, and painted canvas	2	0	0
5918*	Ditto, ditto, with metal poles nickel plated, and plain canvas	3	10	0

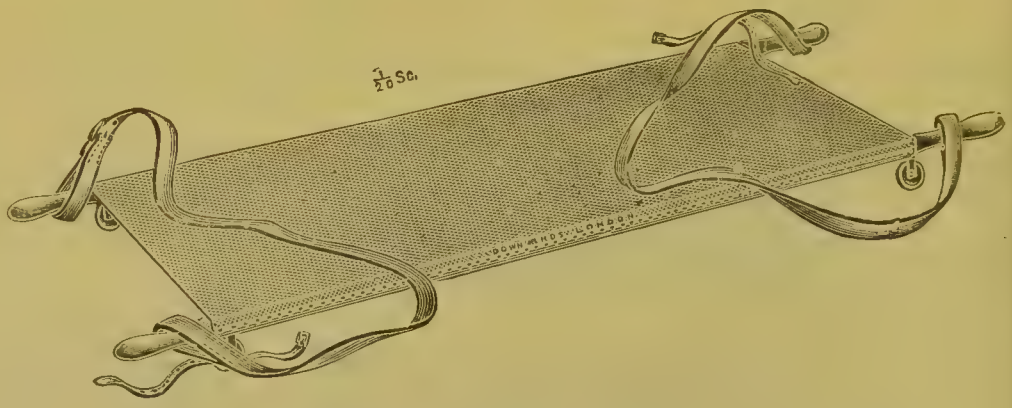

5919.

5919	**Folding Stretcher**, Army Regulation pattern	3	0	0

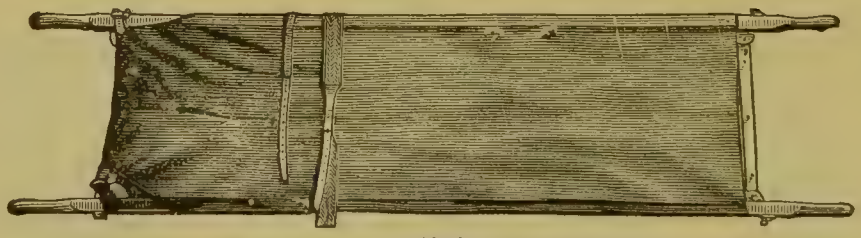

5920.



5921.

5920	**Folding Stretcher**, with Automatic Pillow	2	5	0
5921	Ditto, with telescopic handles	2	12	6

* The items marked thus * are not illustrated.

No.

Ambulances and Stretchers, *continued,*—

Stretcher for use in Mines and on Board Ship.

AS SUGGESTED BY STAFF-SURGEON MANSFIELD, R.N.



5922*a*.



5922*b*.

No.

Ambulances and Stretchers, *continued*,—



5922*c*.

Stretcher for use in Mines and on Board Ship, *continued*,—

No.		£	*s.*	*d*
5922 *a*, *b* and *c*.	Mansfield's, folding, for use on Ship-board and in Mines . .	4	14	0

Extract from the "British Medical Journal," October 4, 1902.

Staff-Surgeon C. Mansfield, R.N., showed an Ambulance Stretcher devised by him and made according to his instructions by Messrs. DOWN BROS. The Stretcher is made of wood, canvas and iron. Its size is the same as that of the ordinary service stretcher. It will fold up, and takes up little room. The objects aimed at are lightness and strength. It is designed for conveying wounded men on board ship, down small hatches, ammunition hoists, etc., and also for lowering them over the side into a boat, or out of the fighting top. Its great recommendation is the facility with which it can be constructed by the ship's carpenter, sailmaker, and the armourer for the metal work. It consists of an ordinary stretcher with the cross bars fitted, when not required, to fall in line with the side poles, but readily fixed in position when desired. A combined canvas perineal support and chest piece is attached to the middle of the canvas on which the patient is extended; this is fixed by eyelet holes in the attached canvas straps to hook on the poles at the required situation. The patient can also be supported by the broad canvas foot piece the width of the stretcher attachable by side eyelet holes to the poles where desired. The ambulance stretcher can be carried as a stretcher, hoisted up or lowered from the top, down an ammunition hoist or narrow hatchway, or over ship's side. It can also by the adjustment of the cross bars be folded up. We are informed that this ambulance stretcher is under the consideration of the Admiralty with a view to its adoption on board ship.

The illustrations will clearly indicate the details of the ambulance stretcher and its adaptability to the several situations described. Placing and fixing the patient takes very little time, and he is not again moved until he arrives at the dressing station. The stretcher has been employed with men imagining every sort of injury, and found satisfactory and secure. Men of every size can be equally easily secured. It can be placed on a mess table, which is raised to level of hatch on deck above, and slid down on it. It is easily washed and cleaned, and there is no chance of septic poisoning.

Ambulances and Stretchers, *continued*,—

Stretcher for use in Mines and on Board Ship, *continued*,—

Fig. 5922*a* shows the stretcher. The cross bars which keep it open are strong, and pass from one side to the other. The method of adjusting is very secure and strong, and there is no chance of the stretcher folding up when once it is opened and the cross bars fixed.

Fig. 5922*b* shows the stretcher with the patient in it in a perpendicular position. The canvas fittings are seen, and also the permanent sling attached to the head end of stretcher. The canvas fittings consist of two pieces, the body piece and foot piece. Both are secured to the stretcher, so that there is no chance of their being lost. The body piece is somewhat heart-shaped, with its lower part (where it is attached to the canvas of the stretcher) broadened out like a fish tail. The upper part has four canvas straps pierced with brass eyelet holes. When in position, it is brought under the perineum, over the abdomen and chest, and made fast by the straps, the lower straps passing over or under the arms as required, and being hooked on to hooks firmly fixed in stretcher. The upper straps are hooked on to hooks at head of stretcher. The upper hooks are made in one piece with eyes for the head sling so as to lessen the strain on the wood. They are secured with bolts passing through the wood of the stretcher. The foot piece is a straight piece of canvas slightly broader than the stretcher, and is fixed at one end to wood part of the stretcher, and also stitched across. It is brought over the feet and when the stretcher is perpendicular can be so adjusted that the patient can take the whole or part of his weight upon it. It keeps the legs from moving about.

Fig. 5922*c* shows method of lowering the patient downhatch or ammunition hoist.

METHOD OF USE.

The stretcher is first opened up and placed alongside the patient with the body piece and foot piece unhooked and drawn down. The patient is then lifted and placed on the middle of the stretcher. The body piece is next pulled up between the legs and made fast by the upper and cross straps being hooked on. The foot piece is then drawn up over the feet and legs, and hooked on. The bearers then carry the stretcher to the hatch; one bearer places the foot end on combing and then hooks on the tackle to the head sling. The stretcher is triced up and then lowered down. It is received below by two bearers, who pull forward the foot handles whilst it is being lowered on the deck from above.

No.

Ambulances and Stretchers, *continued*,—



5923.

		£	s.	d.
5923	**Hand Ambulance,** complete with stretcher and hood and apron, on iron-tyred wooden wheels	12	3	6
	Ditto, ditto, with pneumatic tyred bicycle wheels, or solid rubber-tyred wooden wheels	14	3	6

First-aid box complete, fitted under the axle as shown in the illustration, £2 extra.

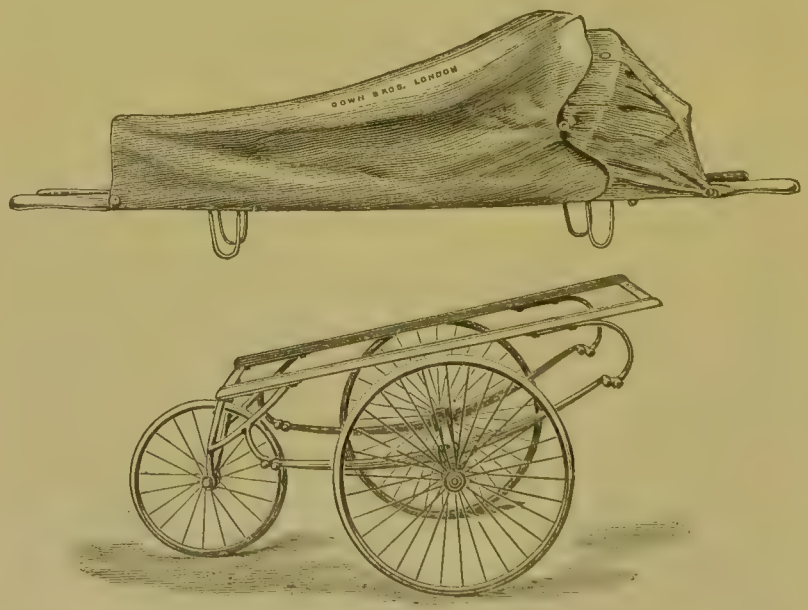

5924.

		£	s.	d.
5924	**Hand Ambulance,** on 3 rubber-tyred cycle wheels, complete with stretcher, hood and apron	16	16	0

Ambulances and Stretchers, *continued*,—



5925.

No.		£ s. d.
	Carriage Ambulances for one Horse,—	
	If with pair-horse fittings, £5 5 0 *extra.*	
5925	With space for Wheeled Stretcher on floor and one Stretcher suspended above, covered seat for Driver, seats for Attendant, 2 Nurses and Doctor, or a third patient	86 0 0
5926*	With outside seat for Driver and Attendant, and room inside for 2 Wheeled Stretchers on floor	77 0 0
5927*	Factory Ambulance to take Wheeled Stretcher on floor and one Stretcher suspended above (cheaper form)	64 0 0
5928*	Brougham Ambulance (appearance of private carriage), light draught, well ventilated, to take one Stretcher with telescopic handles	96 0 0
5929*	Colliery Ambulance Wagon, with light canvas tilt, well ventilated, and capable of carrying one Wheeled Stretcher and two or three Attendants, suitable for pony, or light horse. . .	55 0 0
	Accessories for Carriage Ambulances (charged extra),—	
	Lever Brake	3 18 6
	Outside Lamps with lamp irons	2 2 0
	Inside Hand-Lamp	1 11 6
	India-rubber Tyres	11 11 0
	Stretchers for use inside Carriage Ambulances,—	
5930*	Four-wheeled Stretcher to stand on floor, with pillow . .	12 12 0
	For use with Nos. 5925, 5926, 5927, and 5929.	
5931*	Folding Stretcher to suspend from roof	2 7 6
	For use with Nos. 5925, 5926, 5927, and 5929.	
5932*	Framed Stretcher with telescopic handles for use with Brougham, 5928	3 6 0

* The items marked thus * are not illustrated.

No.

Appliances for the Ward and Sick Room, etc.

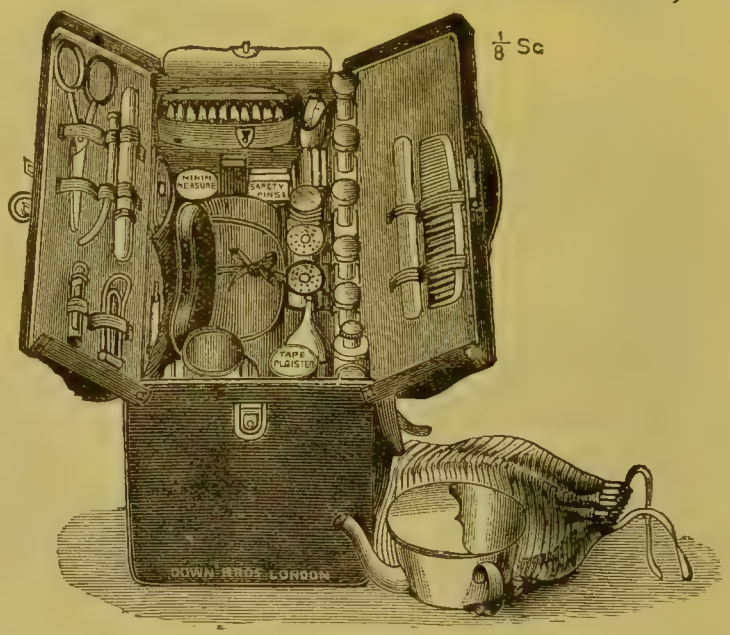

5933.

5933 **Nurses' Complete Outfit.** Consisting of,—

	£	s.	d.
Morocco Bag, with removable lining and gilt fittings	2	3	6
Large Scissors	0	2	6
Folding Tongue Depressor	0	3	0
Hypodermic Syringe	0	2	0
Pulse Glass	0	0	11
Priestley Smith's Candle Lamp	0	9	6
Down's Registered Temperature Charts	0	0	6
Tube Boric Jelly	0	0	9
2 Powder Dredgers	0	0	3
Female Catheter	0	1	0
Down's Aseptic Enema, in waterproof Bag	0	3	9
Kidney-shaped Dressing Tray	0	0	8
Bath Thermometer in wood case	0	0	6
Bone Spatula	0	0	7
Medicine Tumbler and Minim Measure in case	0	1	1
Bottle Mercurial Pellets	0	1	0
Siphon Douche for Feeding, etc., with glass Funnel and Pipe	0	2	6
Sterilizable Pocket Case, containing Dressing Scissors, Nail Scissors, Dissecting Forceps, Dressing Forceps, Silver Probe, Clinical Thermometer, Suture Needles and Thread	0	17	6
Sterilizable Pouch, containing Bandages, Lint, Absorbent Wool, and Tape	0	3	0
Tin Adhesive Strapping	0	0	6
1 yard Waterproof Sheeting	0	2	6
Spring Tape Measure	0	1	6
Safety and Ordinary Pins, in Metal Box	0	1	6
Enamelled Iron Feeding Cup	0	1	6
Nail Brush, in Waterproof Bag	0	1	0
Tin Carbolic Soap	0	0	10
Metal-capped Bottle for Vaseline	0	0	2
Five 2-oz. Bottles, with boxwood corks, for Turpentine, Carbolic Acid, Sal Volatile, and Brandy, etc.	0	1	1
Complete as listed	5	5	0
Ditto, with addition of Aluminium Comb	5	7	6

No. **Appliances for the Ward and Sick Room, etc.,** *continued*,—

£ s. d.



5934.

5934 **Midwife's Bag,** to comply with new Act, fitted with removable sterilizable lining, containing Vaginal Douche in waterproof bag, Enema (boilable) in waterproof pouch, Dressing Scissors (nickel-plated shanks), metal Female Catheter, Clinical Thermometer, Carton Gauze and Wool for preparing artificial sponges, Nail Brush in metal case, Bot. Mercurial Iodid. Soloids for preparing solution for douching, Tin Carbolic Soap for washing hands, Tube Boric Jelly for lubricating fingers, etc., Safety Pins in metal box, Kidney-shaped Dressing Tray, Thermometer for Food, Baths, etc., 3 Stoppered Bottles in metal cases, and Tumbler and Minim Measure in metal cases . Complete 2 0 0

The Bag only, with removable lining 0 14 6



5935.

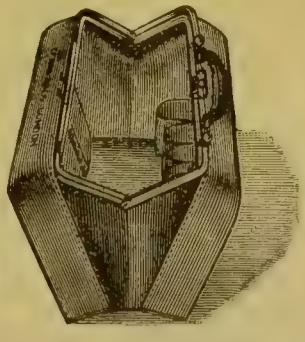

5936.



5937.

5935 **Nurses' Bags,** empty, with removable lining (as used by the Affiliated Benefit Nurses' Association) . . . each 0 7 6

*5935*a* Ditto, County Council pattern, for Midwives, covered black waterproof cloth with removable lining 0 5 6

5936 Square shape, with removable lining, 2 qualities 14*s.* 6*d.* and 0 17 6

5937 Morocco, with removable linings, in 2 sizes, each, 13 × 5½, 22*s.* 6*d.*; 13½ × 6½ 1 4 0

Ditto, ditto (as shown with "Complete Outfit," Fig. 5933) each 2 3 6

* The items marked thus * are not illustrated.

No. **Appliances for the Ward and Sick Room, etc.,** *continued,*—



5938. £ s. d.

5938 **Monthly Nurse's Aseptic Outfit** (suggested by Dr. G. ELDER, Consulting Surgeon to the Samaritan Hospital for Women, Nottingham),—

Consisting of Aseptic Syphon Douche, with glass vaginal pipe; Enema (boilable) in waterproof pouch; Kidney-shaped Tray; metal Female Catheter; Clinical Thermometer; Thermometer for Food and Baths; Spring Dressing Forceps; Dressing Scissors; Pair McBurney's India-rubber Gloves (for septic and doubtful case); Bottle for Permanganate Crystals; Pot for Vaseline; Two Bottles in Metal Cases—one for a 1 in 1,000 Solution of Mercuric Perchloride in Glycerine for lubricating fingers; Tumbler and Minim Measure in metal case; Sterilized Silk for ligation of cord; Safety Pins in metal box; Bottle of Mercurial Iodid.; Soloids for preparing solution for douching; Tube of Boric Jelly; Carbolic Soap for washing hands; Metal Dredger for Boracic Powder; Nail Brush in metal case; Carton Gauze and Wool for preparing artificial sponges; and 12 Temperature Charts, in japanned tin case, fitted outside with neat brown waterproof canvas cover . . . Complete 3 10 0

If without brown waterproof cover, 5*s.* less.

THE MONTHLY NURSE'S ASEPTIC OUTFIT.

At the suggestion of Dr. George Elder, Consulting Surgeon to the Samaritan Hospital for Women, Nottingham, Messrs. Down Bros. have constructed a very complete Monthly Nurse's Aseptic Outfit. The object aimed at has been to provide means for carrying about in an aseptic and easily sterilizable form the various appliances required by the monthly nurse. Often it is to be feared the scissors, the ligatures, the enema, etc., are carried from case to case, jumbled together in a bag, which, by prolonged use becomes the opposite of aseptic; indeed, it requires but little consideration to see that when the ordinary leather bag has once been fouled it is next to impossible to sterilize it. In this outfit, on the contrary, not only is there a place for everything, but the whole affair being constructed of japanned tin it can be easily sterilized at the end of each case. As is shown in the illustration, it consists of a compact and portable box opening in a very ingenious way so as to render the contents of its various compartments accessible all at the same time. The japanned tinned case is fitted outside with a neat brown waterproof canvas cover.

No.

Appliances for the Ward and Sick Room, etc., *continued*,—

Monthly Nurse's Aseptic Outfit, *continued*,—

No one can doubt the great utility of having all these things so well arranged as they are in this box, in addition to the immense advantage of being able to make all absolutely clean before going to another case. Cleanliness is the keynote to success in midwifery, and the possession of sterilizable apparatus is essential.

The Hospital, August 2, 1902.



5939.

No.	Nurses' Cases,—	£	s.	d.
5939	Royal Berkshire Hospital pattern. Containing Bow Dressing Forceps, Dressing Scissors, Spatula, Hypodermic Syringe, silver Female Catheter, Enema and Vaginal Syringe in waterproof bag, Tumbler and Minim Measure in case, Clinical Thermometer in plated case, silver Probe, tablet of Silk and Wire, Needles, and packet of Safety Pins; in neat morocco case . . . . . each	1	15	0
	This Set can be supplied in morocco bag at extra cost of 12*s*.			
5940*	Nurses' Case. Containing Bow Dressing Forceps, Spencer Wells' Artery Forceps, Spring Dissecting Forceps, Dressing Scissors, Large Scissors for Lint, etc., 5-inch Palette Knife, wire Tongue Depressor, Vulcanite Hypodermic Syringe, ebony Caustic Case with silver Quill, silver Female Catheter, Enema Syringe in waterproof bag, Clinical Thermometer in nickel case, Tumbler and Minim Measure in case, 2 silver Probes, tablet of Silk and Wire, packet of Needles, packet of Safety Pins assorted . each	2	16	0
	This Set can be supplied in morocco bag at extra cost of 8*s*.			

Antiseptics to carry in Bags, etc.,—

Boric, Eucalyptol, and Thymol Jellies, in tubes. . per tube	0	0	9
Carbolic Soap, small tablets, in metal boxes . . per doz.	0	1	6
Ditto, large, 1*s*. size, in metal boxes . . . „	0	9	6
Carbolized Vaseline, per 1-oz. jar . . . . each	0	0	5
Corrosive Sublimate Tablets, bots. containing 25, each, 1*s*.: 100	0	2	6
Celluloid Cases for ditto, for carrying in bag . . . each	0	2	0

* The items marked thus * are not illustrated.

No.	Appliances for the Ward and Sick Room, etc., *continued*,—	£	s.	d.
	Antiseptics to carry in Bags, etc., *continued*,—			
	Mercuric Potassium Iodide, Soloids . . . per bottle	0	1	6
*3139*a*	Vaseline Pots, glass, in boxwood cases . . . . each	0	1	6
3139*b*	Ditto, ditto, in metal cases, 4 sizes, each, 1*s.* 6*d.*, 1*s.* 9*d.*, 2*s.*,	0	2	6
*3139*c*	Ditto, Porcelain, ditto . . . . . each	0	2	3



5941.



5942.

5941	**Acid Bottles**, with glass brushes, 1-dram, in cases . per doz.	0	14	C
5942	Ditto, Jewellers' 2-dram . . . . . „	0	13	C

Acid Brushes (*see page* 1351).



5943.



5944.

5943	**Acid Tubes**, glass, bent . . . . . per doz.	0	0	1(
5944	Ditto, straight . . . . . „	0	0	7



5945.

5945 **Anti-Germ Covers for Jars, etc.** India-rubber,—

	3-in.	4-in.	5-in.	6-in.	7-in.
Per doz	7*s.* 6*d.*	8*s.* 6*d.*	10*s.* 6*d.*	14*s.* 6*d.*	17*s.* 6*d.*

* The items marked thus * are not illustrated.

No. **Appliances for the Ward and Sick Room, etc.,**—*continued*,—



5946.

		£	s.	d.
	Arm Baths,—			
5946	Enamelled Iron . . . . . each	0	16	6



5947.

5947	Glass, with straight ends . . . . . each	0	17	3



5948.

5948	Glass, with sloping ends . . . . . each	1	10	0



5949.

5949	Zinc, 2 sizes . . . . . each, 6*s.* and	0	8	6
5950*	Ditto, with Tap . . . . . each, 8*s.* 6*d.* and	0	11	0

(For use with solutions of Perchloride of Mercury, these Baths are made in japanned tin, price 3*s.* each extra.)

Back Rests (*see pages* 1346, 1347, and 2110).

* The items marked thus * are not illustrated.

No.

Appliances for the Ward and Sick Room, etc., *continued*,—



5951.

5951 **Bath**, for Typhoid cases, etc., fitted on 4 rubber-tyred wheels (not 3 as shown in illustration), with brake, wrought iron, white enamelled inside, plain coloured outside, 5 ft. 6 in. . . . . £ 11 11 0

Ditto, ditto, for children, 4 ft. 6 in. 10 10 0

If without the brake, 22*s.* less.

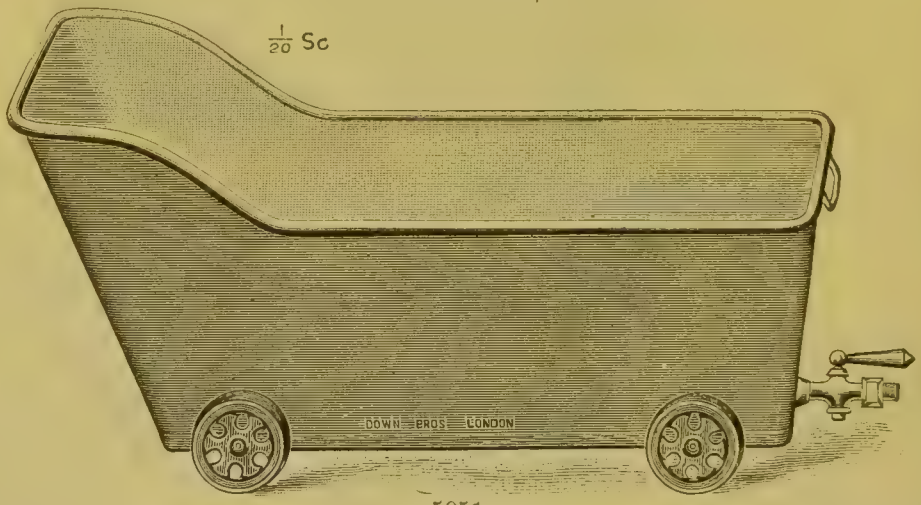

5951*a*.

5951*a* Ditto, ditto, japanned, 5 ft. 6 in. . . . . each 6 7 6

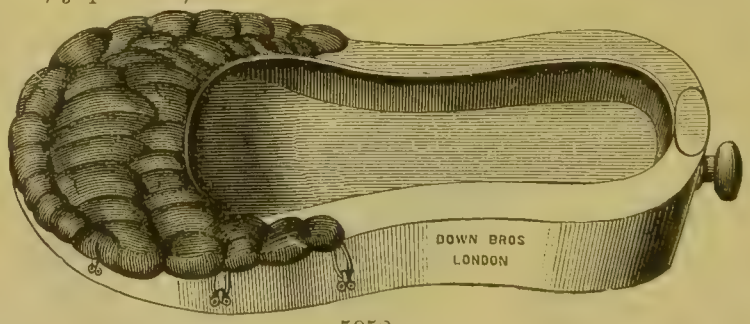

5952.

5952 **Bed Baths**, or "Bidets," extra wide, padded . . . each 0 10 6

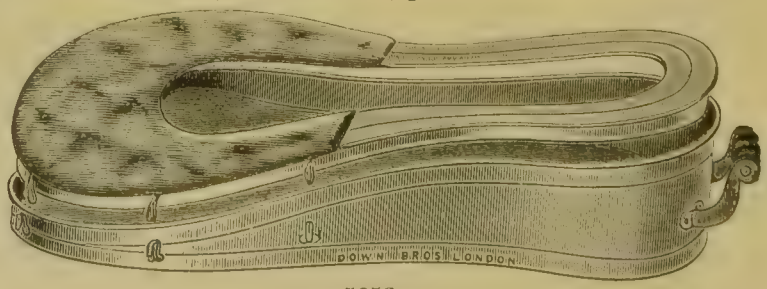

5953.

5953 Ditto, with top to lift off, for convenience in cleansing, padded each 0 14 6

No. **Appliances for the Ward and Sick Room, etc.,** *continued;*—

£ s. d.

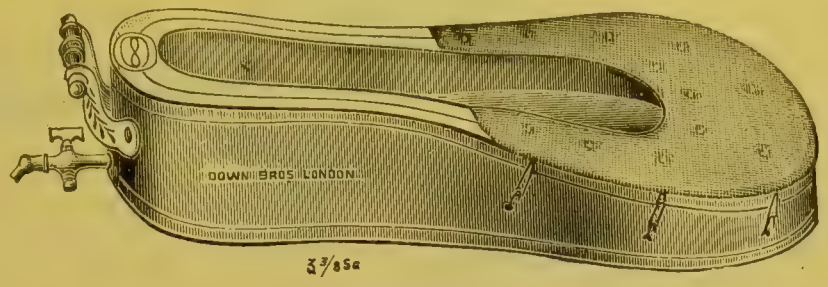

5954.

5954 **Bed Baths,** or "Bidets," padded, with Stopcock (Down Bros.' pattern) . . . . . each 0 13 6

India-rubber tubing for above, per yard, 1*s.* 4*d.*



5955.



5956.

Bed Pans, Circular, Aluminium. Extremely light.

5955 Adult size, with cover . . . . . each 0 15 6

5956 Children's size, with flat handle and cover . . . „ 0 7 6



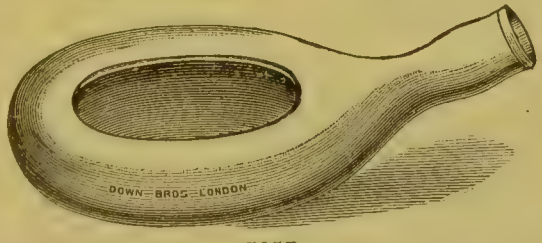

5957.



5958.

Bed Pans, Circular,—

5957 Earthenware, 3 sizes,—

	10-in.	11-in.	12-in.
Each	2*s.* 10*d.*	3*s.* 2*d.*	3*s.* 10*d.*

5957*a* Ditto, with cover,—

	10-in.	11-in.	12-in.
Each	3*s.* 8*d.*	4*s.*	4*s.* 8*d.*

5958 Ditto, modified form, deep, 3 sizes,—

	10-in.	11-in.	12-in.
Each	3*s.* 6*d.*	4*s.*	4*s.* 6*d.*

If with Covers, 10*d.* each extra.

5959* Enamelled iron . . . . each, 10-in., 4*s.* 6*d.*; 12-in. 0 5 6

If with covers, 1*s.* 3*d.* each extra.

* The items marked thus * are not illustrated.

No. **Appliances for the Ward and Sick Room, etc.,** *continued*,— £ *s.* *d.*



5960.

Bed Pans, *continued*,—

5960 Pewter, 3 sizes,—

	10-in.	11-in.	12-in.
Each	15*s.* 6*d.*	17*s.*	21*s.*

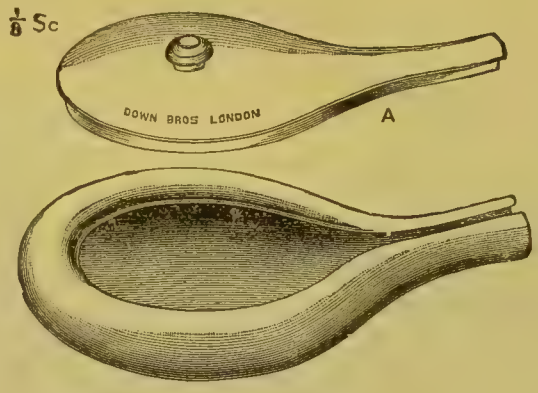

5961.

Bed Pans, Nurse Brierley's "Cleansable,"—

5961 Earthenware, adult size . . . . . each 0 4 0
5961*a* Ditto, with cover . . . . . „ 0 6 3

Extract from "The Hospital," August 7, 1897.

The above illustration shows an improved form of bed pan, made at the suggestion of a practical nurse. The difficulty attending the cleansing of the ordinary bed pan is well known by those in the habit of using them, but is effectively overcome in the present model by an opening along the entire length of the handle portion. The new pan is also a little deeper in the centre than those in common use, but, being gradually sloped from the sides, is equally convenient for placing under the patient.



5962.

5962 **Bed Pan, "The Comfortable,"—**

Earthenware . . . . 12-in., each, 5*s.* 3*d.*; with cover 0 6 3
Ditto . . . . . 13-in., each, 6*s.* 6*d.*; with cover 0 7 9

No. **Appliances for the Ward and Sick Room, etc.,** *continued,*—

£ s. d.

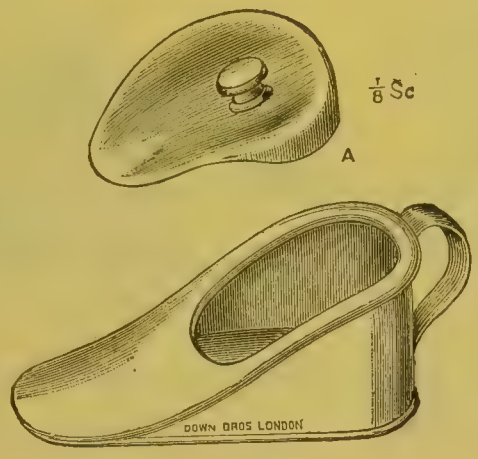

5963.

Bed Pans, Slipper Shape,—

5963	Earthenware, 3 sizes . . . . . each, 3*s.*, 3*s.* 6*d.*	0	4	0
5963*a*	Ditto, with cover . . . . . each, 4*s.*, 4*s.* 6*d.*	0	5	0

If fitted with india-rubber cushions (to order), 12*s.* 6*d.* each extra.

5964*	Ditto, extra large for douching purposes . . . each	0	7	6
5965*	Enamelled iron, with cover, 2 sizes . . each, 6*s.* and	0	7	0



5966.

5966	Duke's, earthenware . . . . . each	0	2	0

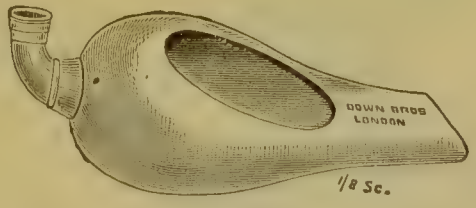

5967.

5967	French model, earthenware, 2 sizes . . each, 3*s.* 6*d.* and	0	4	6

* The items marked thus * are not illustrated.

No. **Appliances for the Ward and Sick Room, etc.,** *continued*,—

£ s. d.

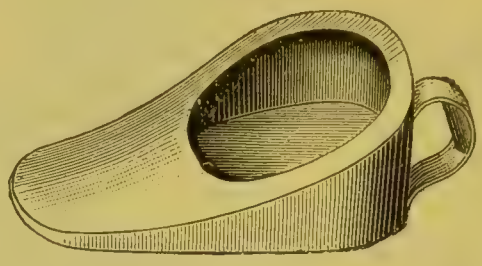

5968.

Bed Pans, Slipper Shape, *continued*,—

5968 Pewter, 2 sizes . . . . . each, £1 3*s.* and 1 7 0



5969.



5970.

India-rubber Bed Pans,—

5969 Circular . . . . . each 0 16 0
5970 Long shape . . . . . „ 1 1 0

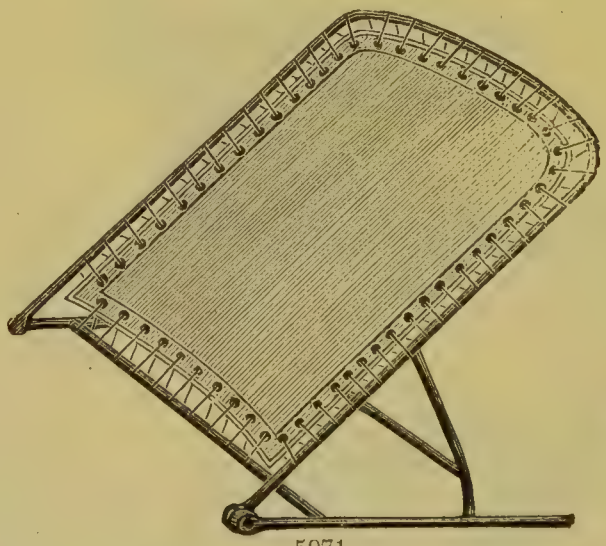

5971.



5972.

Bed Rests,—

5971 Canvas backs, with iron frames . . . . . each 0 12 0
5972 "Matlock," improved shape, with spring backs . . „ 1 13 0
5973* Ditto, ditto, fitted with adjustable arm rests . . „ 2 2 0

* The items marked thus * are not illustrated.

No.

Appliances for the Ward and Sick Room, etc., *continued*,—

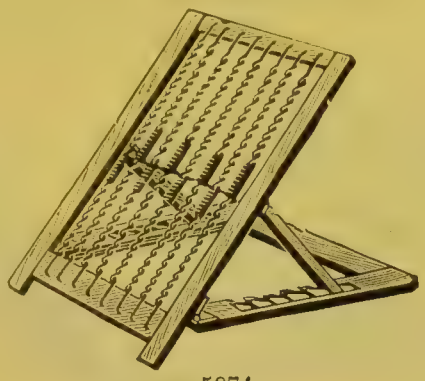

5974.



5975.

Bed Rests, *continued*,—

		£	s.	d.
5974	Palatine, with spring backs . . . . . each	0	13	6
5975	Ditto, ditto, with arm rests . . . . . „	0	17	6

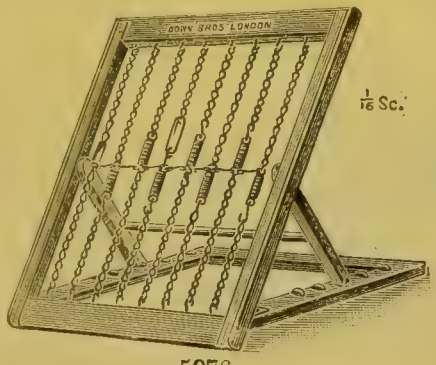

5976.

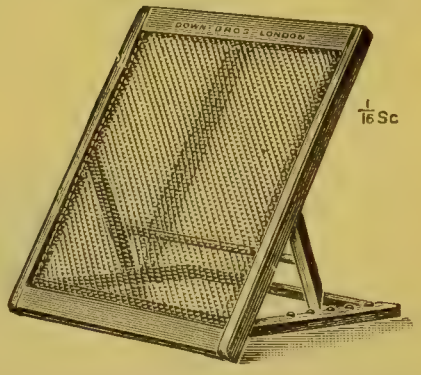

5977.

5976	Hospital, with spring back . . . . . each	0	12	6
5977	Hospital, with woven wire back . . . . . „	0	9	9



5978.

5978	Webbing backs and wood frames . . . . . each	0	18	0
5979*	Ditto, but with padded back and arm rests . . . „	2	2	0

* The items marked thus * are not illustrated.

No. **Appliances for the Ward and Sick Room, etc.,** *continued,—*

£ s. d.



5980.

Bed Rests, *continued,—*

5980 **Wedge-shaped Bolster, Cressy's** . . . . each 0 11 6



5981.

5981 **Adjustable Leg Rest, Cressy's,—**
2 sizes, each, 8*s.*; with cushion 0 13 6

Extracted from "Lancet," April 16, 1904.

A REST FOR FLEXION OF THE THIGHS AFTER ABDOMINAL OPERATIONS.

Having noticed how invariably patients require their thighs flexed after abdominal operations and the frequency with which the usual pillows require readjusting, I venture to think that the rest shown in the illustration will be found useful. One of the chief points of the rest is that it provides a firm resisting plane for the thigh at an angle, the heels being allowed to touch the bed. The rest is made in two sizes to suit long and short thighs. I have used these appliances for some time and they have given great comfort.

The wedge-shape bolster is, I think, the ideal for hospital use where so many patients have to lie on their backs for a considerable period.

The bolster enables the shoulders to be slightly elevated, thus leaving the neck straight. As the patient progresses and is able to have a pillow as well it is even more comfortable, being less abrupt than the round bolster or two pillows.

Both the leg rest and the bolster have been most carefully prepared by Messrs. Down Bros., Limited, of St. Thomas's Street, Borough, S.E., from whom they can be procured.

A. Z. C. Cressy, M.R.C.S. Eng., etc.

Wallington, Surrey.

Bed Tables (*see page* 2006).

No. **Appliances for the Ward and Sick Room, etc.,** *continued*,—

£ s. d.



5982.

Bed Wash-Basins, with turned edge to prevent slopping,—

5982 Earthenware . . . . . each 0 4 6

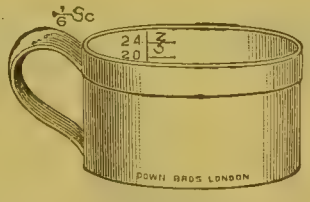

5983.



5984.

Blood Basins,—

5983 Earthenware, graduated in ounces, each, 16-oz., 2*s.*; 24-oz. 0 2 6
5984 Pewter . . . each, 16-oz., 2*s.* 6*d.*; 24-oz., 3*s.* 6*d.*; 32-oz. 0 4 6



5985.

5985 **Breast Drawers,** glass, with tube and mouthpiece . per doz. 0 6 0

No. **Appliances for the Ward and Sick Room, etc.,** *continued*,— £ s. d.

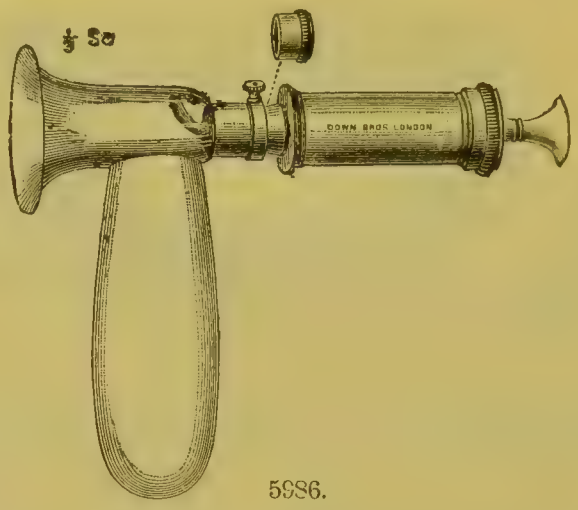

5986.

5986 **Breast Pumps,** brass, in mahogany cases . . . each 0 10 6

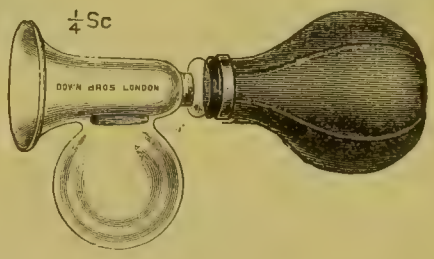

5987.

5987 **Breast Relievers,** with stout india-rubber balls, per doz., 2-oz., 32*s.*; 4-oz. 2 5 0

Bronchitis Kettles (*see pages* 330–332).



5988.

Brushes, Camel Hair,—

5988 Crow . . . . . per gross, short, 4*s.* 3*d.*; long 0 5 0



5989.

5989 Duck . . . . . per gross, short, 6*s.*; long 0 7 0
5990* Ditto, short, on sticks . . . . . per doz. 0 0 9

* The items marked thus * are not illustrated.

No.

Appliances for the Ward and Sick Room, etc., *continued*,—



5991.

		£	s.	d.
	Brushes, Camel Hair, *continued*,—			
5991	Goose . . . . . per gross, short, 9*s.* 6*d.*; long	0	10	6
5992*	Crow, Duck, and Goose, assorted . per gross, short, 6*s.*; long	0	7	0

The above are put up in 3 doz. boxes only.



5993.

5993	Goose, short, on sticks . . . . . per doz.	0	1	0



1241.

5994*	Swan . . . . . per doz., small, 1*s.* 6*d.*; large	0	1	9
1241	Ditto, on sticks . . . per doz., small, 1*s.* 9*d.*; large	0	2	0
5995*	Ditto, wired on sticks . . per doz., small, 2*s.* 6*d.*; large	0	3	0
5996*	Ditto, ditto, extra large . . . . . per doz.	0	6	6



1242.

1242	Ditto, bent, on sticks . . . . . per doz.	0	2	3

The above are put up in 1 doz. boxes only.
Spare sticks for straight or bent swan, per doz., 3*d.*



5997.

5997	**Brushes, Glass,** for applying acids . . . . per doz.	0	3	9
	Brushes, Nail.—			
5998*	Wooden backs, 2 qualities . . . per doz., 2*s.* 6*d.* and	0	7	6
5999*	Ditto, best bristle . . . . . per doz.	0	18	0

Metal cases for those at 7*s.* 6*d.* per dozen, each, 1*s.* 3*d.*
Superior metal cases, size to take No. 5999, each, 1*s.* 9*d.*

* The items marked thus * are not illustrated.

No. **Appliances for the Ward and Sick Room, etc.,** *continued*,—

£ s. d.

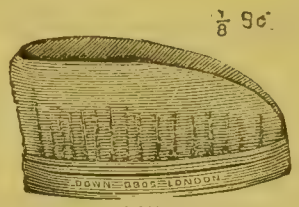

2072.

Caps, india-rubber, for use in operations about the face, removal of adenoids, etc.

2072 Cap shaped, 2 sizes . . . per doz., small, 45*s.*; large 2 8 0

*2072*a* Circular „ . . . „ „ 20*s.* „ 1 1 0

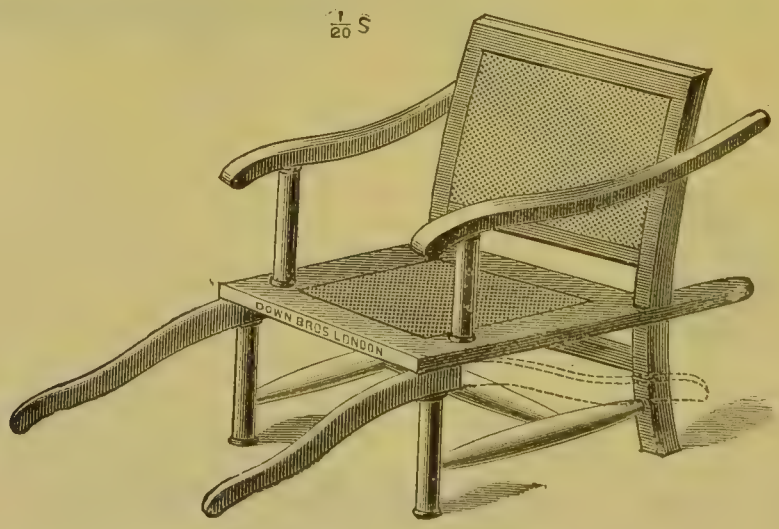

6001.

6001 **Carrying Chair,** birch . . . . . each 2 5 0

* The items marked thus * are not illustrated.

No. **Appliances for the Ward and Sick Room, etc.,** *continued,*—

£ *s.* *d.*

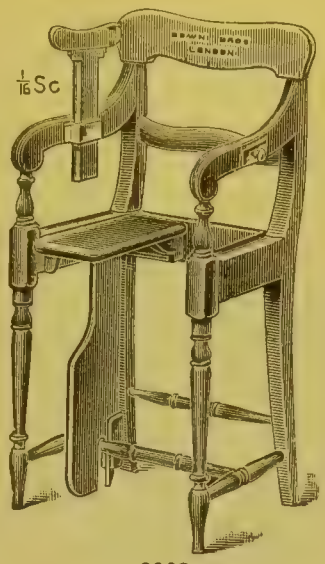

6002.

6002 **Chair for Hip Disease,**—

Mahogany, various sizes to order . . . . each, from 3 0 0

This chair will overcome the difficulty experienced in connection with patients wearing Thomas's Hip Splints, Moulded Leather Splints, etc. It is arranged with reversible seat and crutch support for use on right or left sides.

N.B.—When ordering state height of patient



6003.

6003 **Wheel Chair,** mounted on india-rubber tyred bicycle wheels,

with hand rims (as used in Guy's Hospital) . . each 3 15 0

Ditto, with slide boards for resting right or left leg . „ 4 10 6

No. **Appliances for the Ward and Sick Room, etc.,** *continued*,—

£ s. d.

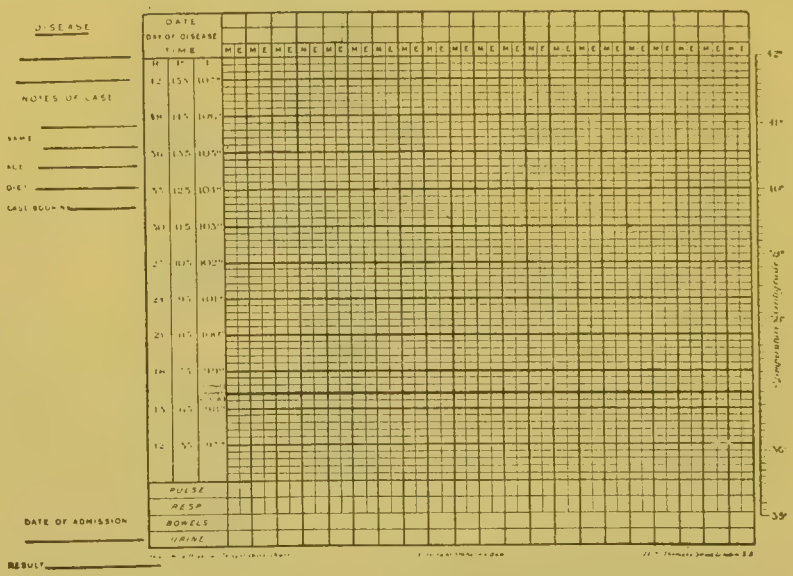

4977.

Charts, Temperature,—

4977 Down Bros.' "Hospital" (copyright) . . . per 100 0 2 0

Not less than 1,000, *per thousand*, 18*s*.

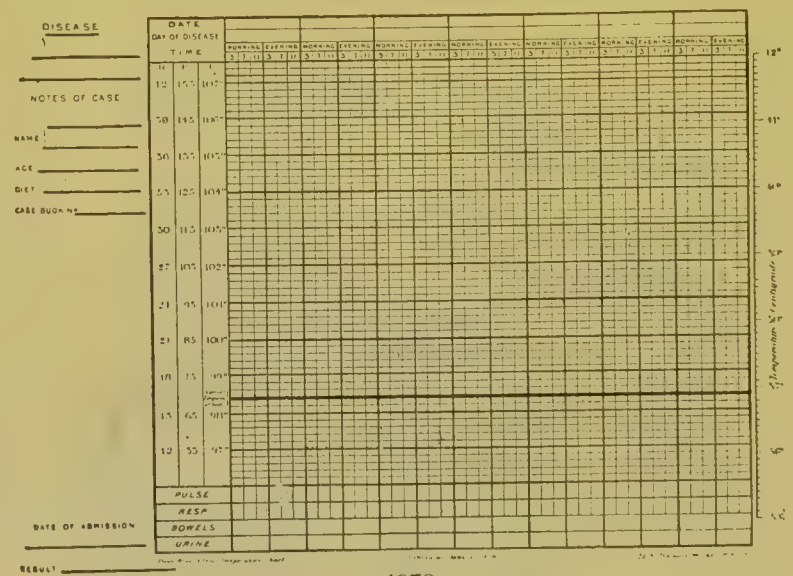

4978.

4978 Down Bros.' "4-hour" (copyright) . . . . per 100 0 2 2

Not less than 1,000, *per thousand*, 19*s*. 6*d*.

N.B.—These can be had printed for 3, 7, and 11, or for 2, 6, and 10 A.M. and P.M.

4979* Haydon's Registered, 2 sizes . . . per 100, 2*s*. 6*d*. and 0 3 0

* The items marked thus * are not illustrated.

No. **Appliances for the Ward and Sick Room, etc.,** *continued,*—

£ *s. d.*



6004.

Chart Holders (for Down Bros.' Copyright Charts),—

6004 Japanned Tin . . . . . per dozen 1 2 6

These are made of a size to take Down Bros.' Registered Temperature Charts, but can be made to order of any other size: and can be japanned in any colour to suit the decoration of the ward.

6005* Cardboard, with leather corners . . . . per dozen 0 10 0

6006* **Charts, Urine,** as used at Guy's Hospital . . per 100 0 4 6

Clinical Thermometers (*see pages* 1145–1148).



6007.

6007 **Collodion Bottles,**—

4 oz. Globe-stoppered, with brush . . . . . each 0 2 0

* The items marked thus * are not illustrated.

No. **Appliances for the Ward and Sick Room, etc.,** *continued,*—

£ s. d

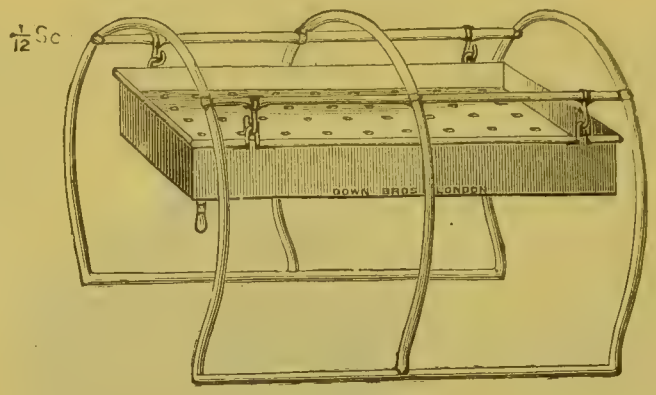

6008.

6008 **Cradles, with Ice Trays,** for Typhoid, etc., as used at the London Hospital . . . . . per set of 2 3 15 0



6009.

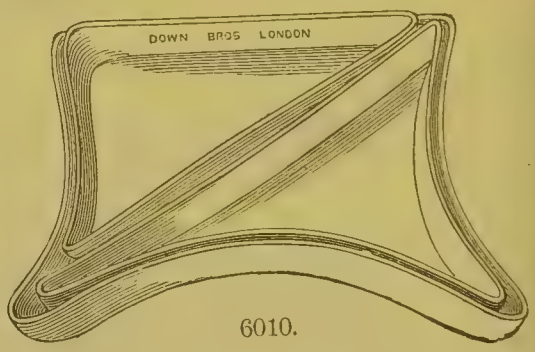

6010.

Dressing Trays,—

6009 **Circular,** for dirty dressings, etc.,—

Copper, tinned, 10-in. . . . . each 0 5 3
Enamelled iron, 10-in. . . . . „ 0 3 6

6010 **Guy's Pattern,**—

Copper, tinned . . . . . per set of 3 0 19 6
Earthenware . . . . . „ 0 9 3



6011.

6011 **Heart Shape,** glass, 2 sizes . . . each, 1*s.* 3*d.* and 0 1 6
Ditto, black glass, small size only . . . . each 0 2 6

No. **Appliances for the Ward and Sick Room, etc.,** *continued*,—

£ s. d.



6012.

Dressing Trays, *continued*,—

6012 Kidney-Shaped,—

Copper, tinned, 3 sizes—9½, 11, and 12-in., each, 4*s.*, 4*s.* 6*d.* and 0 5 0
per set 0 13 6

Earthenware, 3 sizes—8, 10, and 11-in., per doz., 15*s.*, 21*s.*, and 1 7 0

Enamelled Iron, 3 sizes—9½, 11, and 12-in., per doz., 33*s.*, 42*s.*, and 2 14 0

	6½	7¾	8¾	9¾	10¾	12 in.
Glass, White, 6 sizes, each,	1*s.*	1*s.* 3*d.*	1*s.* 6*d.*	1*s.* 9*d.*	2*s.*	2*s.* 3*d.*
Ditto, Amber „ „	1*s.* 6*d.*	1*s.* 9*d.*	2*s.*	2*s.* 3*d.*	2*s.* 6*d.*	3*s.*
Ditto, Blue „ „	1*s.* 6*d.*	1*s.* 9*d.*	2*s.*	2*s.* 3*d.*	2*s.* 6*d.*	3*s.*

Papier-mâché, 4 sizes—6, 8½, 10, and 12½-in., per doz., 5*s.*, 8*s.*, 10*s.*, and 0 16 0



6013.

		7½	9	10½	12 in.
6013	Vulcanite, 4 sizes . . . each,	3*s.* 6*d.*	4*s.*	4*s.* 6*d.*	5*s.*

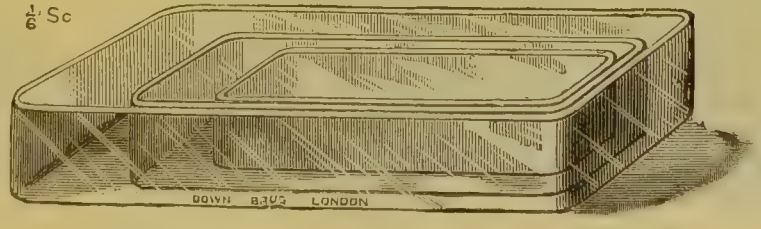

6014.

6014 Oblong,

Glass (White),—

	8×4¼×1⅜	11×5×2	13½×7×2 in.
Each	2*s.*	3*s.*	5*s.* 6*d.*

Glass (Amber),—

5×2½	6¾×3½	8¼×4½	11½×5	14½×7¼ in.
1*s.* 3*d.*	1*s.* 9*d.*	2*s.* 3*d.*	3*s.* 3*d.*	6*s.*

No. **Appliances for the Ward and Sick Room, etc.,** *continued,*—



6015.

Dressing Trays, *continued,*—

Square,—

6015 Earthenware,—

	10×8	11×9	16×12	18×16 in.
Each	2*s.*	2*s.* 3*d.*	7*s.* 6*d.*	15*s.*

Glass,—

	7½×5½	9½×7½	11×7½	15×9	15×13 in.
Each	2*s.* 6*d.*	3*s.* 6*d.*	4*s.* 6*d.*	7*s.*	10*s.*

Enamelled iron,—

	9½×7½	12×8½	14×10½	16×11½ in.
Each	2*s.*	2*s.* 6*d.*	3*s.* 6*d.*	4*s.*



6016.



6017.

6016 Papier-mâché,—

	9½×7½	12×10	14½×12	16½×14 in.
Each	2*s.* 6*d.*	4*s.*	5*s.* 9*d.*	8*s.* 6*d.*

6017 **Triangular,**—

	£	*s.*	*d.*
Copper tinned . . . . . each	0	7	6
Enamelled iron . . . . . ,,	0	3	6
Glass . . . . . ,,	0	2	9

No.

Appliances for the Ward and Sick Room, etc., *continued*,—

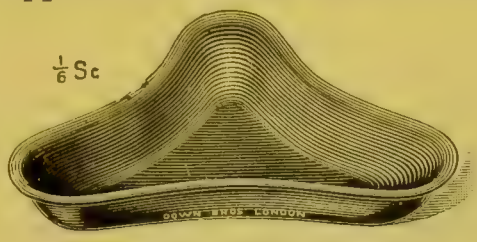

6018.

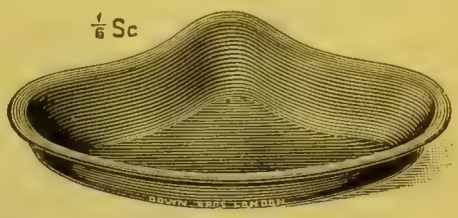

6019.

Dressing Trays, *continued*,—

		£	s.	d.
	Triangular, *continued*,—			
6018	Papier-mâché, each, 2*s.* 3*d.*; Vulcanite . . . . each	0	6	9
6019	Papier-mâché, each, 2*s.* 3*d.*; Vulcanite . . . . „	0	7	0



6020.

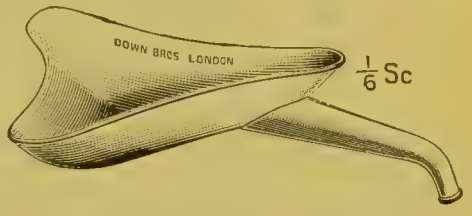

6021.

6020	Strangman Grubb's Irrigating Tray . . . . each	0	10	6
6021	Ditto, Triangular Shape . . . . . „	0	12	6

If fitted with 1 yard india-rubber Tubing, 2*s.* extra.

Extract from the "Lancet," October 15, 1898.

The accompanying illustration represents a useful kidney-shaped tray for receiving the washings during uterine or vaginal douching and conveying it through rubber tubing to a pail beside the bed or operating table. The spout forms the handle, which is curved so as to allow it to be easily held in one hand close to the buttocks without bringing the patient over the edge of the bed. By using this tray, which can be carried in the obstetrical bag, the operator can avoid soiling his hands or the bed. It will also be found useful in syringing ears or douching wounds. It is manufactured by Messrs. Down Bros., of St. Thomas's Street, London, S.E.

Ealing, W. STRANGMAN GRUBB.



6022.

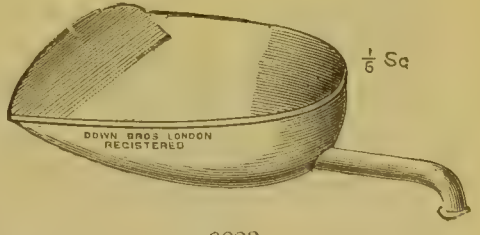

6023.

6022	Lucy's Irrigating Trays, suggested by Reginald H. Lucy, F.R.C.S., of Plymouth; concave at the front edge, 3 sizes, widths 7¼, 8¼, and 9½-in. . . . . each	0	6	6
	With 1 yard india-rubber Tubing	0	8	6
6023	Ditto, ditto, convex at the front edge, 3 sizes as above . each	0	6	6
	With 1 yard Tubing	0	8	6

For dressing wounds which require prolonged irrigation with large quantities of fluid, two new varieties of trays,

No. **Appliances for the Ward and Sick Room, etc.,** *continued*,—

£ s. d.

Dressing Trays, *continued*,—

will be found very convenient. They are flat, made of hammered copper, tinned, and with a curved back to prevent the fluid escaping over the hand. The bent tube, which serves as a handle and delivery tube combined, is fixed as close to the tray bottom as possible. The front edge is made concave or convex in outline, and bent somewhat upwards to ensure a surface as well as edge contact. Rubber tubing attached to the end of the hollow handle will convey the contents away into a pail or basin placed for its reception. The makers, Messrs. Down Bros., have well carried out the suggestions of the originator of this appliance, which may certainly claim the practical advantages of helping to prevent unnecessary mess and spilling, and of avoiding a frequent change of receptacles, by allowing continuous irrigation. The tube is large enough to allow the passage of lymph flakes, blood-clots, etc., and "kinking" is prevented by the downward bend on the metal portion of the handle. Nurses, we feel sure, will be glad to welcome this useful little invention.—*The Hospital*, October 12, 1895.

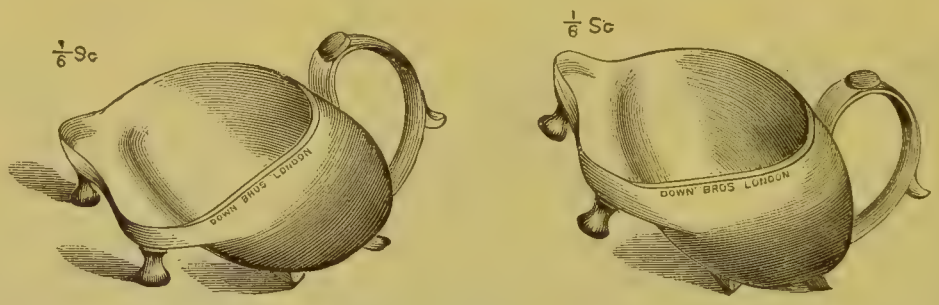

6024.

		£	s.	d.
6024	Nurse Manchester's Colotomy and Empyema Trays each, 2-pint, 4*s.*; 3½-pint	0	5	0
6025*	Ditto, ditto, graduated . . . 2-pint, 4*s.* 9*d.*; 3½-pint	0	5	9

The raised back prevents splashing, and the handle keeps the hand from coming in contact with any foul discharge.

The dressing tray before us supplies a distinct want. The usual shallow dressing tray in hospital use frequently proves inadequate and inconvenient where much irrigation is necessary, and we are not surprised that the inventor of the present article is a nurse, who must have practically felt the want of a more suitable utensil, especially in colotomy and empyema cases, for which it is particularly necessary. The illustration shows the special features of the tray. It can hold three pints of water; is so arranged as to rest steadily at different inclinations; is conveniently shaped to fit the curves of the body, whilst the prevention of splashing and the addition of a handle are obvious advantages. We feel sure that the tray will be considered indispensable when once it has been tried, and that it will be largely adopted for surgical use in hospitals and private nursing.—*The Hospital*, February 2, 1895.

* The items marked thus * are not illustrated.

No.

Appliances for the Ward and Sick Room, etc., *continued*,—



2258.

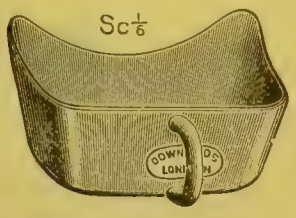

2259.

Dressing Trays, *continued*,

		£	s.	d.
	Ophthalmic,—			
2258	Fisher's, Triangular, copper, nickel plated . . . each	0	9	6
2259	Manchester's, ditto . . . . . „	0	12	6

Extract from the "Hospital" May 23, 1903.

NURSE MANCHESTER'S OPHTHALMIC DRESSING TRAY.

(DOWN BROS., LTD., ST. THOMAS'S STREET, BOROUGH, LONDON, S.E.)

The accompanying illustration represents a dressing tray which has been specially designed for use in the irrigation of the eyes. It is so constructed that it fits accurately to the side of the face, and hence can be used for patients in bed without fear of the lotion finding its way among the bed-clothes. The tray is cleanly, light, and handy to use, and Nurse Manchester is to be congratulated on her ingenuity in satisfying such an obvious want in ophthalmic surgery.



5046.



2262.



2264.



2266.



5047.

Drop Bottles (for Ophthalmic, *see also pages* 519–521),—

		£	s.	d.
5046	Chalk's, 1-oz. . . . . per doz.	0	12	0
2262	Liebreich's, for the Eye . . . per doz., 1*s.* 9*d.*; in boxes	0	2	6
	Ditto, coloured Amber, Blue, Green, Purple and White, with india-rubber corks . . . per doz., 4*s.* 9*d.*; in boxes	0	5	6
2264	Russ Wood's, with glass caps, in boxes . . . . each	0	2	0
	For description of Mr. Russ Wood's, *see page* 519.			
2266	With india-rubber caps . . per doz., ¾-oz., 6*s.*; 1¼-oz.	0	7	0
5047	With grooved stoppers, per doz., ½-oz., 2*s.*; 1-oz., 2*s.* 6*d.*; 2-oz., 3*s.*; 4-oz.	0	3	6

No. **Appliances for the Ward and Sick Room, etc.,** *continued,*—



6026.



6027.



6028.

		£	s.	d.
6026	**Drop Tubes,** with india-rubber caps . . . per gross	0	6	6
6027	Ditto, curved . . . . . ,,	0	11	0
6028	Ditto, large, straight . . . . . ,,	0	12	0



6029.

6029 **Electric Bells for Invalids,** 20 yards wire and push handle, each 0 17 6



6030.

6030 **Eye Cups,** glass . . . . . per doz. 0 2 3

No.

Appliances for the Ward and Sick Room, etc., *continued*,—



6031.

	£	s.	d.
6031 **Feeding Bottles**, Boat Shape, first quality, without fittings, 4 sizes, per dozen, 6-in., 3*s.* 4*d.*; 8-in., 3*s.* 6*d.*; 9-in., 3*s.* 8*d.*; 10 in.	0	3	10
Fittings for ditto,— Boxwood topped Corks, per doz., 1*s.*; I.R. Teats, per doz., 1*s.*; Bone Shields, per gross, 2*s.* 6*d.*			
6032* The "Evelina" Feeders, packed each in box with valve and teat . . . . . per doz.	0	8	0
Ditto, ditto, packed in boxes of 6 . . . . „	0	7	3

Spare Teats for above, 1*s.* 6*d.* per doz.



6033.



6034.

	Retail Price. s.	d.	Wholesale Price £	s.	d.
6033 The "Lupa Humaniser" . . each,	10	6	per doz. 4	16	0

The Lupa Humaniser.

A Simple Apparatus, enabling Cow's Milk to be so altered as to resemble Human Milk in its Composition, and Adaptable to the Requirements of Individual Children.

GENERAL DIRECTIONS FOR USE.

1. Fill the larger jar with fresh milk up to the top mark, and set aside in a cool place to allow the cream to rise.

This separates the cream, and determines whether the proper amount is present in the milk. There should be from one and a half to two divisions of cream, as indicated by the numbers on the jar; any excess should be removed with a spoon. The milk may be allowed to stand six or eight hours; if kept in a refrigerator or in iced water two hours is sufficient.

2. Draw off, by rotating the tube, a proportion of the fat-free milk from the bottom, the amount depending on the age and digestive capacity of the child. Then restore the tube to its original position.

* The items marked thus * are not illustrated.

No.

Appliances for the Ward and Sick Room, etc., *continued*,—

The "Lupa Humaniser," *continued*,—

This retains all the cream, and at the same time allows any desirable quantity of casein to be removed. (In regard to the amount to be drawn off, see Special Directions.)

3. Fill the smaller jar with milk sugar up to the corresponding number at which the milk now stands in the larger one and add it to the latter.

The proper proportion of milk sugar to be added is thus ascertained and measured. The sugar jar is most conveniently filled with a tea spoon, tapping the measure four or five times on the table after the addition of each spoonful.

4. Fill the milk jar with water, barley-water, or other liquid up to the top mark (see Special Directions).

The process is now completed, and the milk may be sterilized if desired, preferably by one of Aymard's Sterilizers.

Extracted from "Guy's Hospital Gazette."

A new, simple, and ingenious piece of apparatus for humanizing cow's milk. . . . Is very simple, quick, and easily cleaned, and, from personal examination, we were much impressed with its practical utility.

		Retail Price.			Wholesale Price.		
		s.	*d.*		£	*s.*	*d.*
6034	The "Lupa" Jug . . .	each, 3	6;	per doz.	1	10	0

DIRECTIONS FOR USE.

1. Fill to the ledge in the interior of Jug.
2. Allow to stand in a cool place 6 hours for cream to rise.
3. Gently tilt the Jug and pour off the bottom milk until the projecting piece rests upon the table.
4. Stand the Jug upright and fill the cup in the lid with sugar of milk, add the sugar to the milk and fill up to the ledge with water or barley-water.

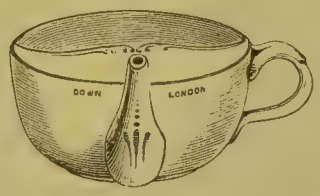

6035.

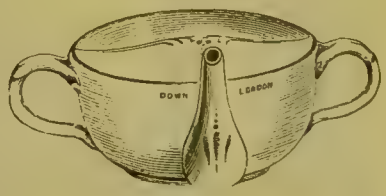

6038.

Feeding Cups,—

		£	*s.*	*d.*
6035	China, one handle, 2 sizes . . . per doz., £1 4*s.* and	1	7	0
	Ditto, ditto, gilt, 2 sizes . . per doz., £1 13*s.* and	1	16	0
6036*	Earthenware . per doz., 4-in., 6*s.* 6*d.*; 4½-in., 7*s.*; 5-in.	0	8	0
6037*	Enamelled iron, 4-in. . . . . per doz.	0	18	0
6038	China, two handles, 2 sizes . . . per doz., £1 7*s.* and	1	10	0
	Ditto, ditto, gilt, 2 sizes . . per doz., £1 16*s.* and	2	0	0
6039*	Ditto, teapot-shape, (as 6041) 2 sizes per doz., 13*s.* 6*d.* and	0	18	6
	Ditto, ditto, gilt, 2 sizes . . . per doz., 18*s.* and	1	2	0



6040.

6040	Earthenware, three handles, graduated to 8 ozs. per doz.	0	18	0

* The items marked thus * are not illustrated.

Appliances for the Ward and Sick Room, etc., *continued*,—



6041.



6042.

		£	s.	d.
	Feeding Cups, *continued*,—			
6041	Glass . . . . . per doz.	0	18	9
6042	Glass . . . . . „	3	6	0

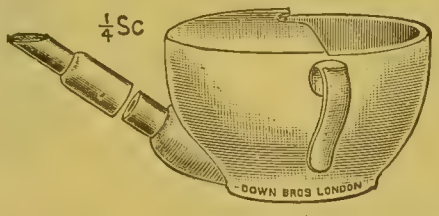

6043

6043 Lewis' Aseptic Earthenware, with metal spout to take off, per doz. 0 15 0

The spout of this cup is of metal, and can easily be removed for cleansing purposes; but it cannot under any circumstances drop off when in use.

PINETOWN BRIDGE, NATAL,
July 15, 1900.

We have extensively used the Feeding Cups you supplied to the above institution, known as the "Aseptic Feeding Cup," and I have much pleasure in stating that we have found them excellent in every way.

The nurses are exceedingly pleased with them. The simplicity and ease with which the parts come asunder for cleaning, allowing the neck to be easily reached, renders the cup especially valuable for hospital work, in my opinion. I trust they will have the large sale that I think they deserve.

(Signed) A. MOSELY.
Donor of Princess Christian Hospital.



6044.



6045.

6044	Pewter, 2 sizes . . . . . per doz., £2 8*s.* and	2	17	0
6045	Ditto, upright . . . . . per doz.	2	8	0
6046*	**Feeding Tubes**, to use with ordinary cup or basin; each, plated, 4*s.*; silver	0	9	0

Forcible Feeding Tube (*see page* 368).

* The items marked thus * are not illustrated

No. **Appliances for the Ward and Sick Room, etc.,** *continued*,—

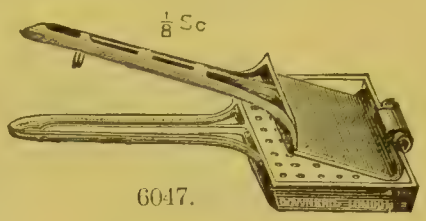

6047.

Flannel Squeezers,— £ s. d.

6047 Duke's . . . . . each 0 5 6

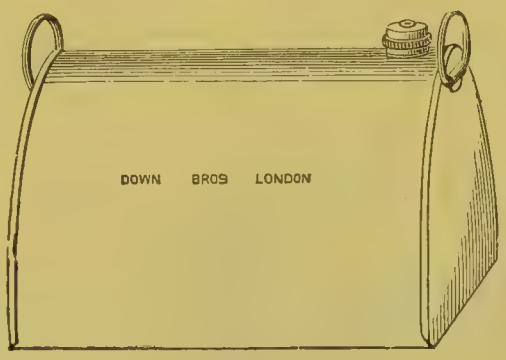

6048.



6049.

Foot Warmers,— £ s. d.

6048 Copper, 2 sizes . . . . . each, 6*s.* 3*d.* and 0 7 6

Tin, 2 sizes . . . . . each, 3*s.* and 0 4 6

6049 Earthenware, 1 quart . . . . . each 0 1 6

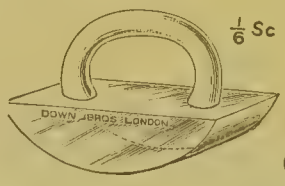

6050.

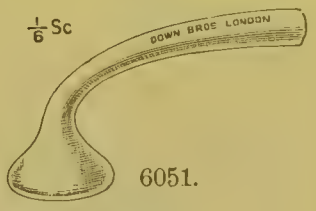

6051.

6050 **Glass Iodoform Rubbers,** ground or plain glass . . each 0 3 3

6051 **Glass Ointment Spreaders** . . . . . „ 0 1 6

Hot-Air Baths (*see pages* 333–334).

Hot Water Bags, etc. (*see page* 1275).

Ice Bags, etc. (*see pages* 1276–1278).



6052.

6052 **The "Sister Louise" Ice Cups,** for the Ward or Sick Room,—

"A very practical and most useful invention."—*Nursing Record.*

Earthenware . . . . . per doz. 0 13 6

Glass, white or green . . . . . each 0 3 9

Ditto, ruby . . . . . „ 0 5 6

"Sister Louise" must be congratulated upon a very useful invention, and one which, so far as we know, is the only effort

No. **Appliances for the Ward and Sick Room, etc.,** *continued*,—

£ s. d.

The "Sister Louise" Ice Cups, *continued*,—

yet made to supply what is certainly a sick-room "want." Though a saucer and basin answers every practical requirement, it is not the tidiest or most elegant arrangement for the reception of ice, and our illustration shows how extremely neat and pretty is the substitute which has been patented by its inventor under the above name. We quite fell in love with it at Messrs. Down's the other day, and prophesy for it an ever-increasing popularity when once it is known. The little apparatus consists just of a deep glass cup with a handle, into which fits a saucer of the same material perforated in the centre for the drainage of moisture. It was a very happy thought which prompted the use of coloured glass, and the shaded red and blue tints chosen make the little cup a very dainty ornament, in addition to its qualities of use and convenience. For hospital use it would, of course, be made in earthenware, or some more durable substance. It is to be obtained from the well-known surgical instrument makers, Messrs. Down Bros., St. Thomas's Street, S.E., familiar to all visitors to Guy's Hospital.—*The Hospital*, September 21, 1895.

Inhalers (*see pages* 335-340).

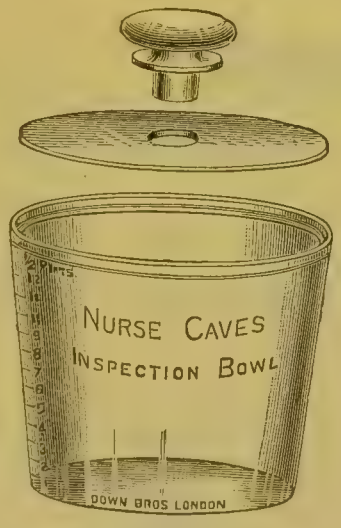

6053.



6054.

Inspection Bowl,—

6053 Nurse Cave's, glass, for cases of Bright's disease, inspecting the fæcal matter in Typhoid, etc., etc. . . each 0 13 6

NEW INSPECTION BOWL.

Down Bros., 21, St. Thomas's Street, London, S.E.

The glass bowl of which we give an illustration has been designed by Nurse Cave, of the Wolverhampton General Hospital, for keeping and inspecting the various secretions or discharges from the body which it may be the duty of the physician or surgeon to examine during the treatment of a case. The contents can be seen readily without removing the cover, the quantity can be measured when necessary, and the air-tight lid is of special value when the substances are of an offensive or dangerous character.—*The Hospital*, June 4th, 1898.

6054 London Hospital pattern, glass, with plate-glass cover . each 0 12 6

No. **Appliances for the Ward and Sick Room, etc.,** *continued*,—

£ s. d.

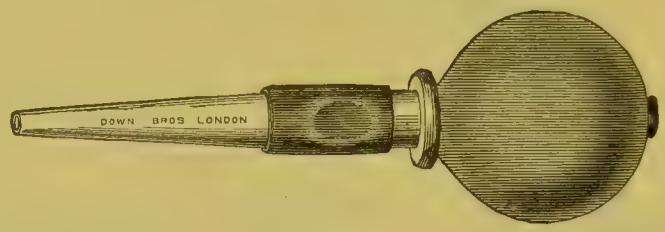

1554.

Insufflators (*see also pages* 354–356),—

1554 Glass (Down Bros.' model) . . . . . each 0 1 6

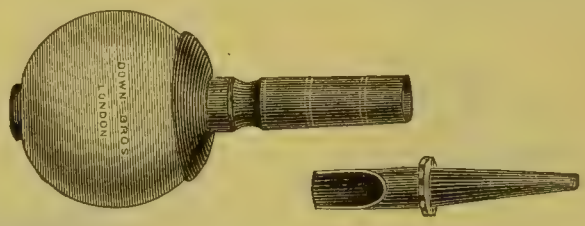

1555.

1555 Vulcanite, with Scoop (Down Bros.' model) . . . each 0 3 0

1556* Ditto, ditto, but made with long pipe for vaginal use . „ 0 3 9

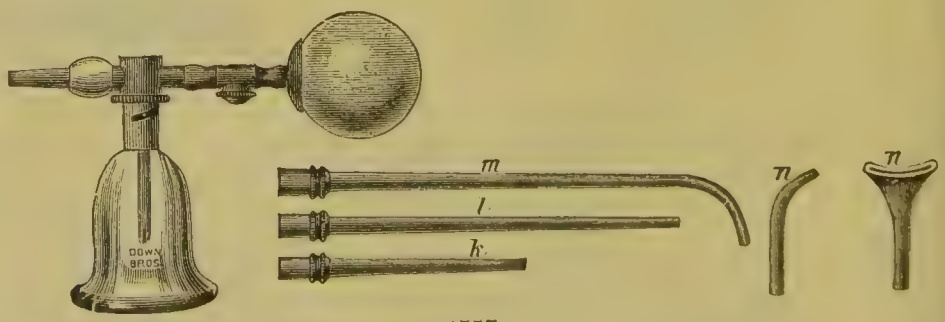

1557.

1557 Kabierski's, with 1 Tube . . . . . each 0 5 6

Extra Tubes for Kabierski's—*m*, for Larynx, each, 1*s.*; *l*, for Vagina, 9*d.*; *k*, for Nose and Ear, 9*d.*; *n n*, India-rubber for Eye, etc. 0 0 9

* The items marked thus * are not illustrated.

No.

Appliances for the Ward and Sick Room, etc., *continued*,—



6055.



6056.

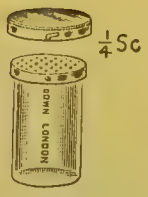

6057.



6058.

		£	s.	d.
	Iodoform Dredgers,—			
6055	Glass, amber or white colour . . each, 1-oz., 1*s.* 6*d.*; 4-oz.	0	2	9
6056	Glass bottles, with perforated boxwood tops, per doz., 1-oz., 10*s.*; 2-oz.	0	12	6
6057	Glass, with metal covers . . . . . per doz.	1	1	0
6058	Glass, amber with screw-off metal top . . . „	0	10	6



6059.



6060.



6061.

6059	Metal, with screw-off top, nickel plated . . . . each	0	2	6
6060	Tin . . . . . per doz.	0	1	6
6061	Vulcanite, for pocket, 2 sizes each . $3\frac{1}{4} \times \frac{1}{2}$ in., 1*s.*; $3\frac{1}{4} \times \frac{3}{4}$ in.	0	1	6
	Ditto, $4\frac{1}{2}$ in. long, $\frac{13}{16}$ in. diam. . . . . each	0	2	3

No.

Appliances for the Ward and Sick Room, etc., *continued*,—



6062.

		£	s.	d.
6062	**Knives, Corn** . . . . . each	0	6	6

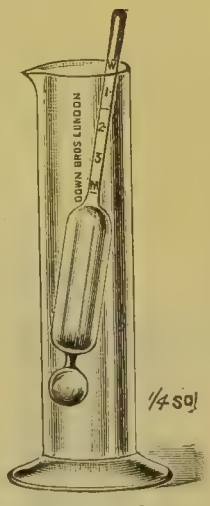

6063.



6064.

6063	**Lactometers**, with Trial Glasses . . . . per doz.	1	4	0
6064	Cream Tubes, set of 4, with Stand	0	4	0
6065*	**Lactoscope**, Feser's . . . . . each	0	8	6

* The items marked thus * are not illustrated.

No. **Appliances for the Ward and Sick Room, etc.,** *continued,*—

£ s. d.

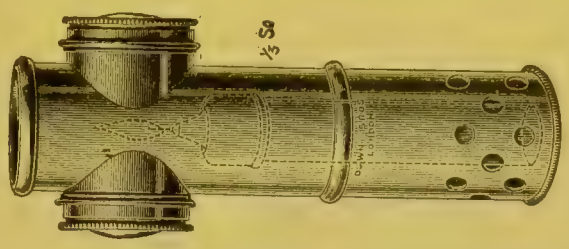

1317.

Lamps, Diagnosis (*see also page* 1129),—

1317 Priestley Smith's, to use with candle . . . . each 0 9 6

Candles for use with same, 2*s.* per dozen.

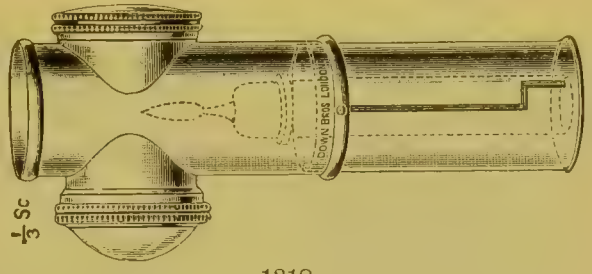

1318.

1318 Priestley Smith's, portable form, telescopic . . . each 0 10 6

Candles for use with same, 2*s.* per dozen.



6066.

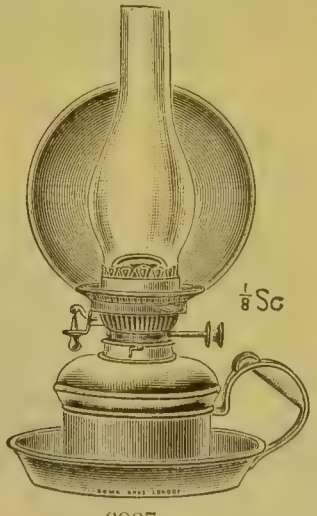

6067.

Lamps, Ward,—

6066 Guy's pattern . . . . . each 0 4 3

6067 Down Bros.' Improved, with Duplex Burner, safety weight, Metal Reservoir, and Japanned Tin Tray . . . each 1 5 0

The Trays for Figure 6067 are kept in stock japanned art green and black, but can be prepared specially in any colour.

The lamp is fitted with automatic safety arrangement, designed to put out lamp in the event of its being dropped or overthrown. The reservoir is of metal to avoid possibility of breakage, and the whole is fitted in a strong tin tray, which gives a firm base when placed on bed, and good handle for carrying about.

No. **Appliances for the Ward and Sick Room, etc.,** *continued*,—

£ s. d.



6068.



6069.

6068 **Leech Tubes,** glass . . . . . per doz. 0 1 0
6069 Ditto, with pistons . . . . . „ 0 2 0



6070.

6070 **Leg Baths,** zinc, with tap, as used at St. Thomas's Hospital, each 0 17 6

Ditto, Japanned Tin (for use with Perchloride Solution) . „ 1 2 6

6071* Ditto, Enamelled Iron (as supplied to H.M. Navy) . „ 3 7 6



6072.

Leg Rests (*see also page* 1348),—

6072 Spring, adjustable to various heights and angles . . each 1 1

* The items marked thus * are not illustrated.

No. **Appliances for the Ward and Sick Room, etc.,** *continued*,—

£ s. d.



6073.

6073 **Measuring Standard for Height,** to fix on door or against wall . . . . . each 1 5 6

Measures, glass, etc., graduated (*see pages* 1399–1401).

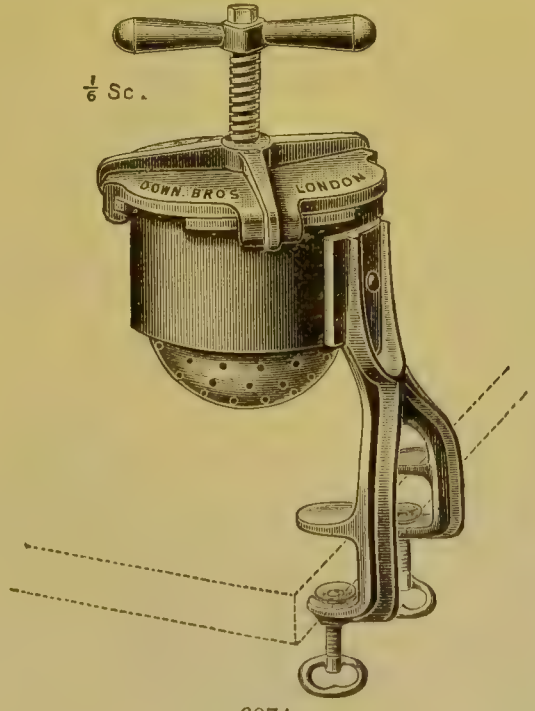

6074.

Meat Press,—

3074 Klein's . . . . . each 0 15 9

No.

Appliances for the Ward and Sick Room, etc., *continued*,—



6075.



6076.

		£	s.	d.
	Medicine Measures,—			
6075	Earthenware, 4 sizes—1 dram, 2 dram, ½ oz. and 1 oz. per doz.	0	1	0
6076	Ditto, with lip, 2 sizes, per doz., 2 tablespoons, 3*s.* 6*d.*; 4,	0	4	4



6077.

6077	Glass, Conical, graduated to 4 table and 8 tea-spoons . per doz.	0	4	8

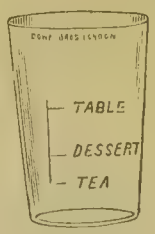

6078.

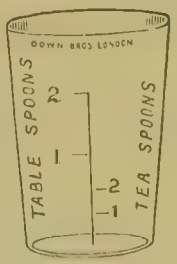

6080.

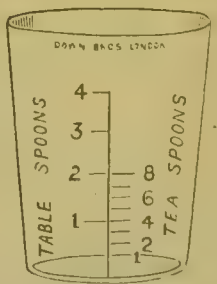

6082.

No. **Appliances for the Ward and Sick Room, etc.,** *continued,*—

£ s. d.



6083.

Medicine Tumblers, Glass,—

6078	1 tablespoon	per doz.	0	3	0
6079*	Ditto, with minim measure, in case . . .	„	0	10	6
6080	2 tablespoons	„	0	3	3
6081*	Ditto, with minim measure, in case . . .	„	0	11	6
6082	4 tablespoons	„	0	3	4
6083	Ditto, with minim measure, in case . . .	„	0	12	6
6084*	4 tablespoons, with sand-blast labels . . .	„	0	3	0
6085*	Ditto, Hospital quality	„	0	2	2
6086*	**Medicine Tumblers, Horn,** 2 oz.	„	0	4	6
6087*	Ditto, ditto, graduated to 2 oz	„	0	14	6



6088.



6089.

Medicine Spoons,—

6088	Closed top and long handle, china	per doz.	0	15	0
6089	Graduated Tea, Dessert, and Tablespoon, earthenware	„	0	3	3
	Ditto, ditto, ditto, china	„	0	10	6
	Ditto, ditto, ditto, china gilt	„	0	12	0

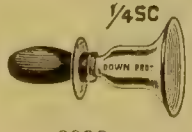

6090.

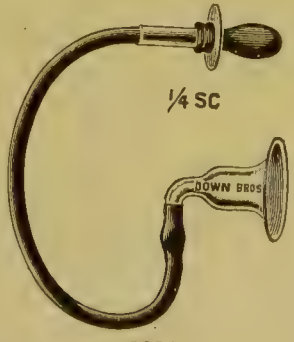

6091.

6090	**Nipple Shields,** with Teats	per doz.	0	2	6
6091	Ditto, with india-rubber Tube and Teat . .	„	0	4	3

Pelvic Rests (*see page* 2110).

* The items marked thus * are not illustrated.

No. **Appliances for the Ward and Sick Room, etc.,** *continued,*—

£ s. d.



6092.

6092 **Plaster Warming Tins** . . . . . each 0 3 0



6093.

Poultice Basins,—

6093 Earthenware,—

Diameter, 4-in.;	capacity,	10 oz.	. . . .	per doz.	0 6 0
,, 5-in.	,,	20 oz.	. . . .	,,	0 7 0
,, 6-in.	,,	30 oz.	. . . .	,,	0 8 0
,, 7-in.	,,	3 pints	. . . .	,,	0 12 0
,, 8-in.	,,	4½ pints	. . . .	,,	0 14 0
,, 9-in.	,,	6 pints	. . . .	,,	0 18 0
,, 10-in.	,,	8 pints	. . . .	,,	1 2 0

6094* Enamelled Iron,—

Diameter, 4-in.;	capacity,	12 oz.	. . . .	per doz.	0 8 6
,, 4¾-in.	,,	16 oz.	. . . .	,,	0 10 6
,, 5½-in.	,,	24 oz.	. . . .	,,	0 11 6
,, 6½-in.	,,	40 oz.	. . . .	,,	0 15 9

6095* Glass,—

Diameter, 4½-in.; capacity, 20 oz. . . . . each 0 2 9



4889.

4889 **Pulse Glasses,** 15 second, with ring for Chatelaine . per doz. 0 10 6

* The items marked thus * are not illustrated.

No. **Appliances for the Ward and Sick Room, etc.,** *continued*,—

£ s. d.

Restraint Appliances for Lunatics, etc.,—

6096* Combinations of stout sail canvas . . . . . per pair 1 4 0

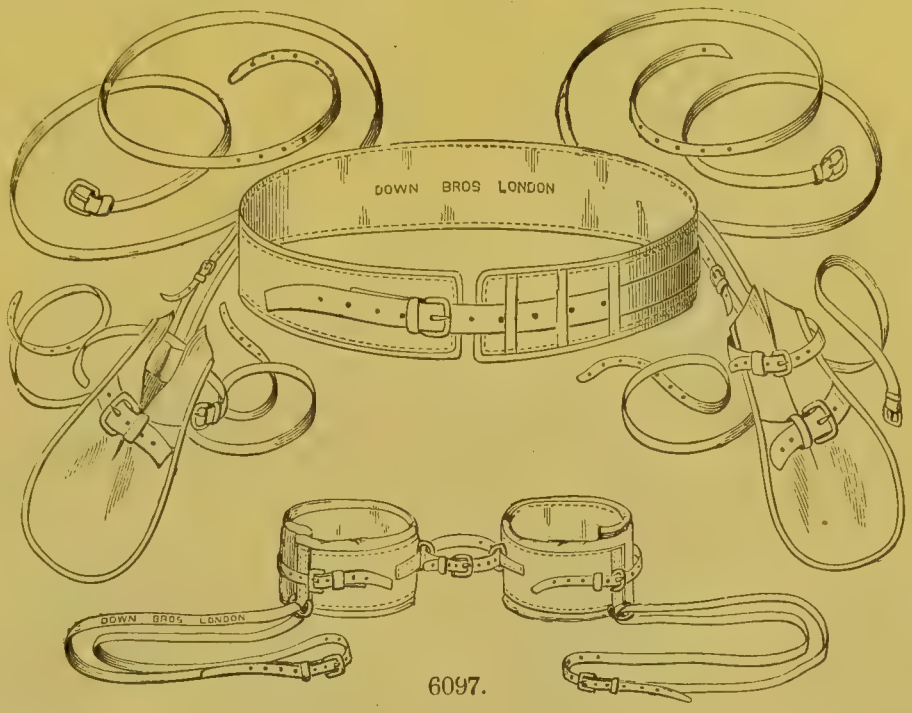

6097.

6097 Manacles . . . . . per set 2 2 0

$\frac{1}{8}$ Sc

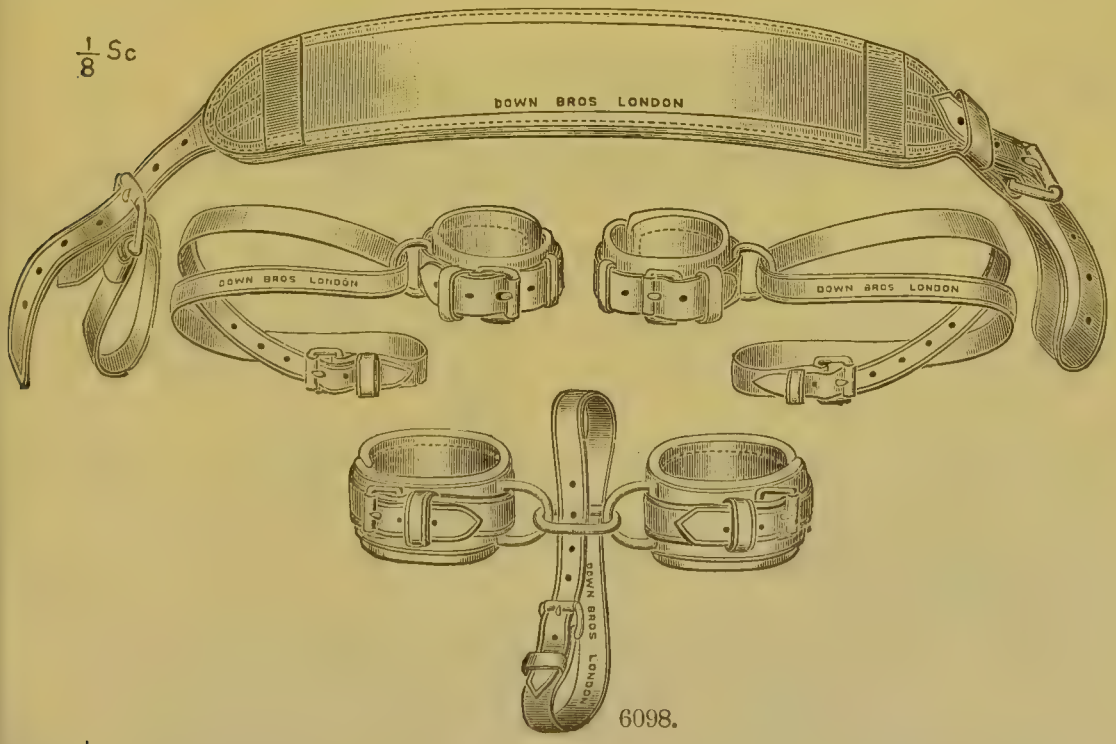

6098.

6098 Guy's pattern . . . . . per set 2 0 0

* The items marked thus * are not illustrated.

No.

Appliances for the Ward and Sick Room, etc., *continued*,—

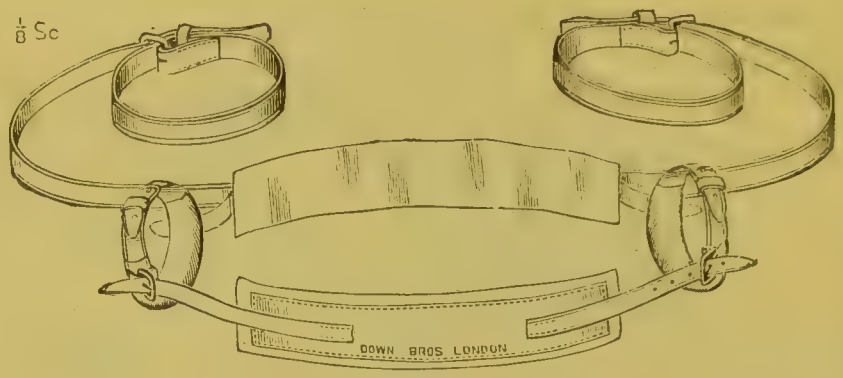

For shoulders.



For body, with wrist straps.

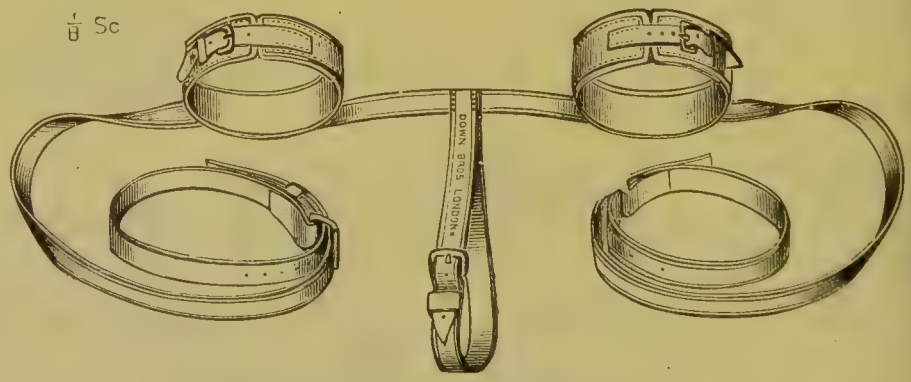

For ankles, with strap for foot of bed.

6099.

Restraint Appliances for Lunatics, etc., *continued*,—

		£	s.	d.
6099	Manacles, "Maidstone" pattern . . . . . per set	2	8	0
6100*	Ditto, "Westminster Hospital" pattern, consisting of set of Leather Anklets and Wristlets, with stout webbing straps attached for tying to bedstead, and broad leather strap to go round body of patient and round bed . . . per set	1	11	0

* The items marked thus * are not illustrated.

No.

Appliances for the Ward and Sick Room, etc., *continued*,—

£ s. d.

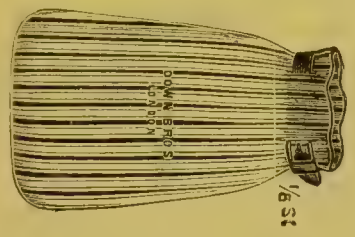

6101.

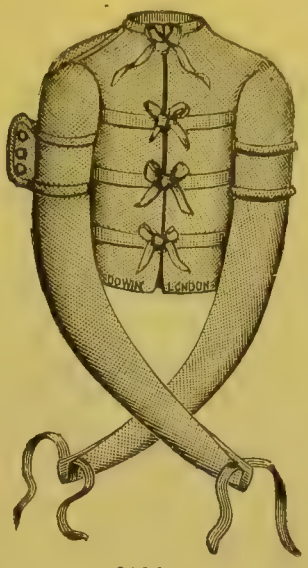

6103.

Restraint Appliances for Lunatics, etc., *continued*,—

6101 Padded Gloves, as sanctioned by Lunacy Commissioners, with strap and buckle, 6 sizes . . . . . per pair 0 7 6

6102* Rugs, of strong sail canvas . each, £2 10*s.*; stout ticking 1 11 0

6103 Strait Jackets, in 4 sizes . . . . . each 0 13 0

N.B.—When ordering state height of patient.

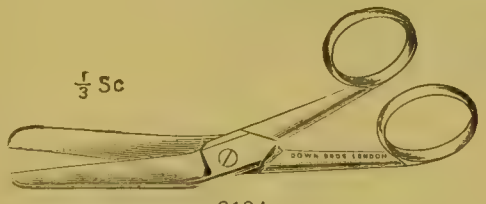

6104.

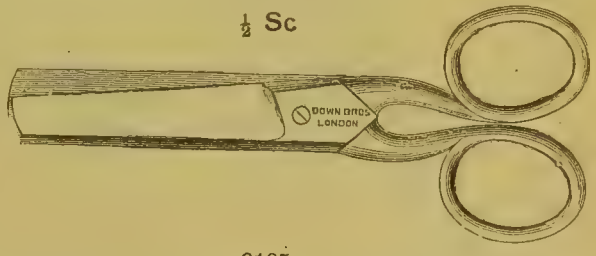

6105.

Scissors,—

6104 Bandage—5¾ in., as used at King's College . . . each 0 3 9

6105 "Drapers'," 5-in. . . . . ,, 0 1 9

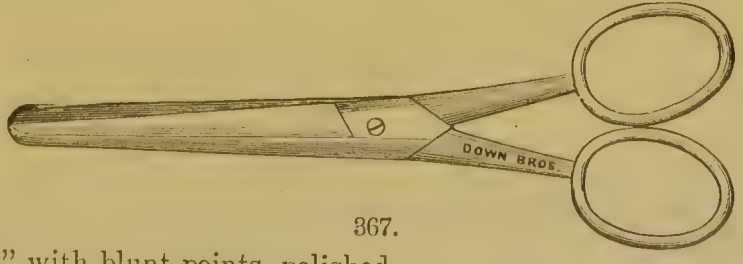

367.

367 "Ward," with blunt points, polished,—

5	5½	6½	7½ in.
2*s.*	2*s.* 6*d.*	3*s.* 6*d.*	4*s.*

If with nickel-plated shanks, 6*d.* each extra.

367*a* Ditto, ditto, unpolished,—

5	6	7	8 in.
1*s.* 6*d.*	2*s.*	2*s.* 9*d.*	3*s.* 3*d.*

* The items marked thus * are not illustrated.

No. **Appliances for the Ward and Sick Room, etc.,** *continued,*—

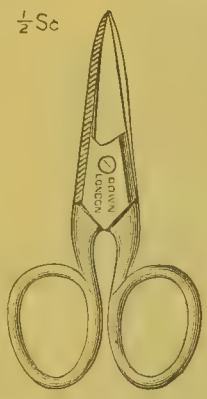

6106



6107.

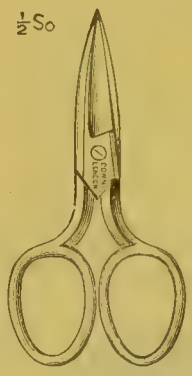

6108.

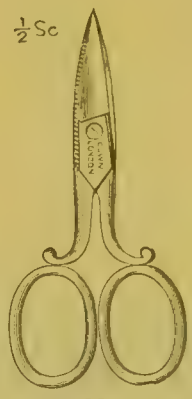

6109.

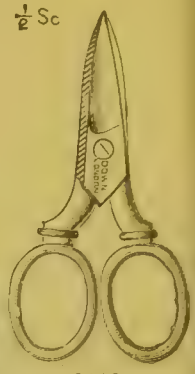

6110.

Nail Scissors, etc.,—

		£	s.	d.
No.	6106 6107 6108 6109 6110			
Each	1s. 3d. 1s. 9d. 2s. 2s. 4d. 3s. 3d.			
6111*	Curved on flat . . . . . each	0	3	9
6112*	Set consisting of pair each right and left hand in Russia Case	0	8	6

If with nickel-plated shanks, 6*d.* each extra.



6113.

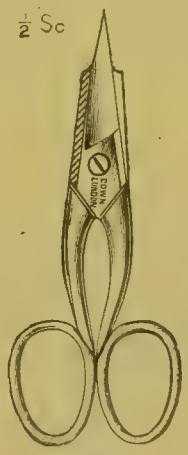

6114.

6113	Fine, with rounded blades for children . . . . each	0	2	2
6114	Hollow-pointed . . . . . „	0	2	3

If with nickel-plated shanks, 6*d.* each extra.

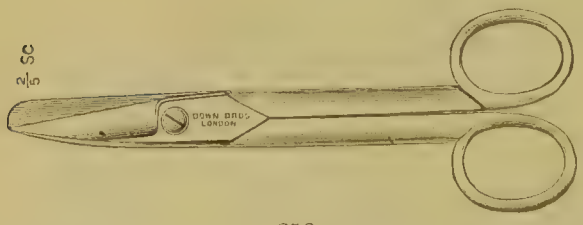

350.



352.

350	Toe-nail, bow handles, nickel-plated shanks . . . each	0	4	0
351*	Ditto, with take-off joint . . . . . „	0	6	0
352	Ditto, Eperle's, spring handles, nickel plated . . „	0	9	6

* The items marked thus * are not illustrated.

No. **Appliances for the Ward and Sick Room, etc.,** *continued*,— £ s. d.



6115.



6117.

6115 **Nail Cleaners** . . . . . each 0 2 6
6116* Ditto, Macewen's . . . . . „ 0 1 3
6117 Ditto, double, for pocket . . . . . „ 0 6 3

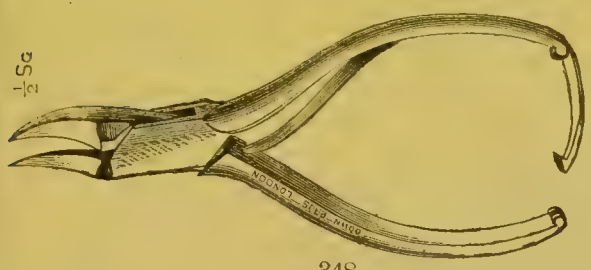

348.

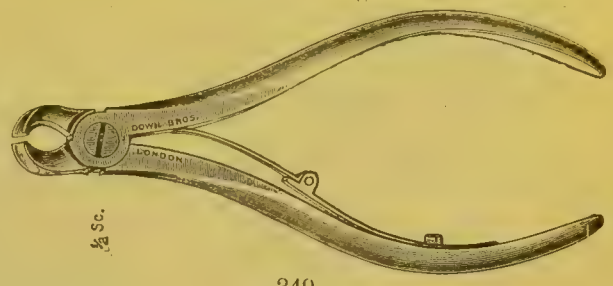

349.

348 **Nail Nippers** . . . . each, common, 3*s.* 3*d.*; best 0 7 6
349 Improved form . . . . . each 0 10 6

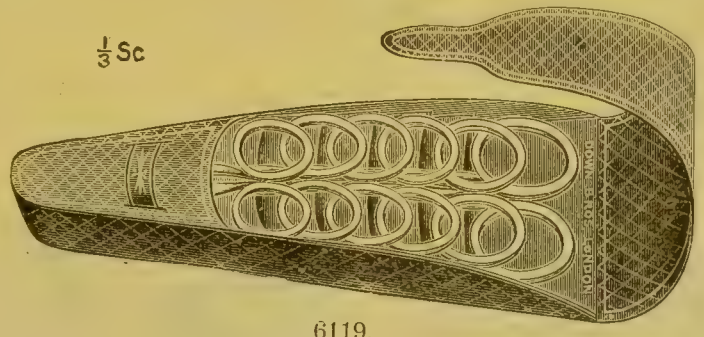

6119.

Scissors, Ladies', in Russia Cases,—

6118* With rounded blades and fluted bows,—
Set A, containing 1 pair each $3\frac{3}{4}$ in., $4\frac{3}{4}$ in., $5\frac{3}{4}$ in. . per set 0 13 6
Set B, containing 1 pair each $3\frac{3}{4}$ in., $4\frac{3}{4}$ in., $5\frac{3}{4}$ in., $6\frac{1}{2}$ in., per set 0 18 6
Set C, containing 1 pair each $3\frac{3}{4}$ in., $4\frac{3}{4}$ in., $5\frac{3}{4}$ in., $6\frac{1}{2}$ in., 1 pair buttonhole and 1 pair nail 1 5 6

6119 With plain scissors, the bows with polished edges,—
Set A, containing 3 pairs as described above . . per set 0 15 6
Set B, containing 4 pairs „ „ . . „ 1 1 0
Set C, containing 6 pairs „ „ . . „ 1 14 6

6120* With bevelled shanks, the bows with polished edges,—
Set A, containing 3 pairs as described above . . per set 0 16 6
Set B, containing 4 pairs „ „ . . „ 1 2 6
Set C, containing 6 pairs „ „ . . „ 1 15 6

6121* With handsome decorated fancy shanks and bows,—
Set A, containing 3 pairs as described above . . per set 1 1 0
Set B, containing 4 pairs „ „ . . „ 1 11 6
Set C, containing 6 pairs „ „ . . „ 2 2 0

Screens (*see pages* 2114–2115).

* The items marked thus * are not illustrated.

No. **Appliances for the Ward and Sick Room, etc.,** *continued,*—



6122.



6123.



6124.

		£	s.	d.
	Spitting Mugs,—			
6122	Earthenware . . . . . per doz.	0	6	0
6123	Papier-mâché . . . . . ,,	1	1	0
6124	Pewter . . . . . ,,	2	16	0



6125.

	Spitting Pots,—			
6125	Earthenware, "Geneva" pattern . . . . per doz.	0	15	0

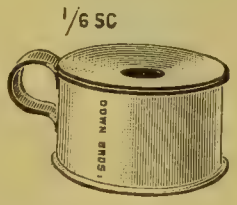

6126.



6127.



6128.

6126	Enamelled iron . . . . . per doz.	0	18	0
6127	Ditto, with glass linings . . . . . ,,	0	19	0
6128	Ditto, as made for the Crossley Sanatorium, with tin covers, chain and metal tab for stamping on the number of bed, in two colours . . per dozen, white 23*s.*; pale green	1	4	6



6129.



6130.



6131.

6129	Glass, conical, blue . . . . . per doz.	0	7	6
6130	Ditto, with cover, blue . . . . . ,,	0	8	9
6131	Glass with metal lid, amber . . . . . ,,	1	2	0
	Ditto, dark ruby . . . . . ,,	1	8	0

Appliances for the Ward and Sick Room, etc., *continued*,—



6132.



6133.



6134.

No.		£	s.	d.
	Spitting Pots, *continued*,—			
6132	Glass, blue or white . . . . . per doz.	0	10	6
6133	Ditto, ditto, with Funnel . . . . . „	0	14	6
6134	Ditto, blue only . . . . . each	0	1	6

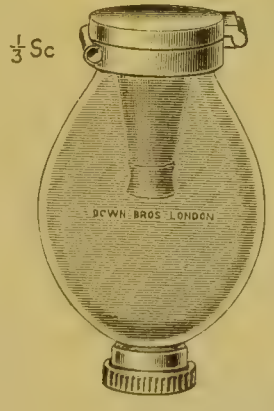

6135.

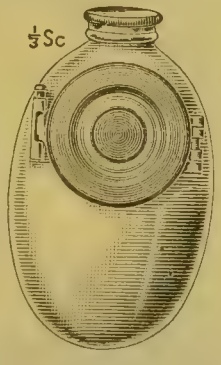

6136.



6137.



6138.

	Spittoons, Pocket,—			
6135	Dettweiler's blue glass, in 2 sizes . . . . per dozen	1	7	0
	Ditto, ground glass, small size only . . . . „	1	18	0
6136	Metal, in 2 sizes . . . . . per dozen, 41s. and	2	8	0
6137	Hospital pattern, opening at both ends . . . per dozen	0	8	0
6138	Ditto, at one end only . . . . . „	0	6	0

No. **Appliances for the Ward and Sick Room, etc.,** *continued,*—



6139.

		£	s.	d.
	Spittoons, Pocket, *continued,*—			
6139	The "Crossley" Sanatorium pattern, registered, designed by Dr. Lloyd Smith, of amber glass, with nickel-plated cap, per dozen	0	9	0
6140*	**Japanese Handkerchiefs** . . . . . per 1,000	0	9	9



6141.

	Sponge Bags,—			
6141	India-rubber, per dozen, 8 × 7, 28*s.* 6*d.*; 9 × 8½, 31*s.* 6*d.*; 10 × 9½	1	16	0
	Check, waterproof, 8 × 7½ . . . . . per dozen	0	5	9



6142.

6142	**Stomach Warmers,**—			
	Copper, 2 sizes . . . . . each, 5*s.* 6*d.* and	0	6	9
	Pewter . . . . . each	0	11	6
	Tin, 2 sizes . . . . . each, 3*s.* and	0	4	0

* The items marked thus * are not illustrated.

No.

Appliances for the Ward and Sick Room, etc., *continued*,—



6144.

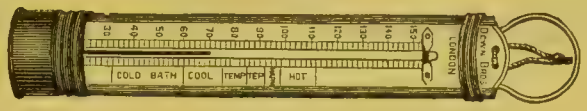

6145.



6146.

Thermometers, Bath,—

		£	s.	d.
6143*	"Dairy," 10 inch, as used at Guy's, grad. to about 220°, in wooden cases . . . . . per doz.	0	14	0
6144	Floating, with wooden handles . . . . . ,,	0	9	6
6145	Copper, 10 inch . . . . . ,,	1	16	0
	Japanned tin . . per dozen, 10 inch, 15*s.* 9*d.*; 12 inch	1	2	0

Thermometers, Food, Bath, etc.,—

6146	Pocket, in wooden cases, grad. to about 130°, 7 in. . per doz.	0	6	0
6147*	Ditto, in nickel cases ,, ,, 5 in. . ,,	0	7	6

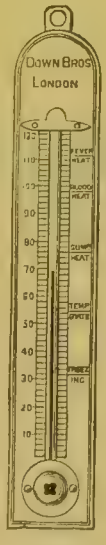

6148.

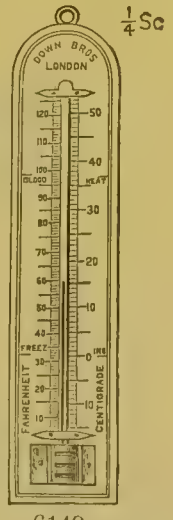

6149.



6150.

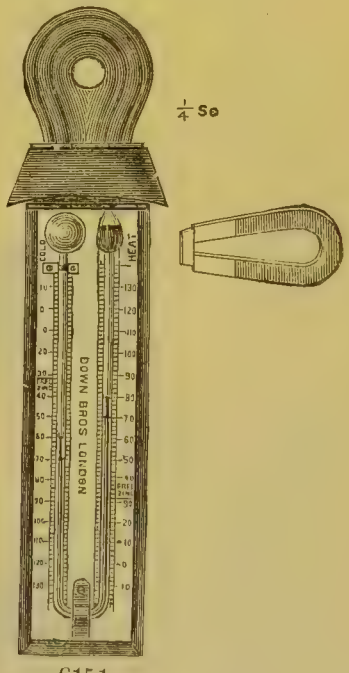

6151.

Thermometers, Ward,—

6148	Boxwood, plain, with coloured spirit . . . per doz.	0	8	3
6148*a*	Ditto, with mercurial column . . . . ,,	0	8	6
6149	Ditto, polished, with Fahr. and Cent. Scales, enamelled tubes per doz.	1	4	0
6150	Porcelain, 8-in., with Fahr. and Cent. Scales . . ,,	1	14	0
6151	Six's maximum and minimum registering . . . each	0	4	10

* The items marked thus * are not illustrated.

No.

Appliances for the Ward and Sick Room, etc., *continued*,—



6152.



6153.



6154.

Urinals, Female,—

		£	s.	d.
6152	Earthenware, with handle . . . . . per dozen	1	1	0
	Ditto, ditto, small size for children . . . . ,,	1	0	0
	Enamelled Iron . . . . . ,,	2	2	0
6153	Earthenware "spoonbill" . . . . . ,,	1	4	0
6154	Ditto, boat shape . . . . . ,,	0	18	0



6155.



6156.

6155	Glass, 2 qualities . . . per dozen, Seconds, 9*s*.; Best	0	12	0
6156	Gutta percha . . . . . each	0	5	3



6157.

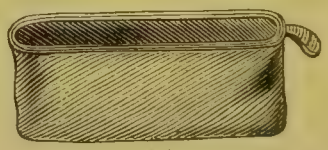

6158.

6157	India-rubber, portable . . . . . each	0	6	4
6158	Ditto, ditto . . . . . ,,	0	6	4



6159.



6160.

6159	Pewter . . . . . each	0	4	9
6160	Ditto, with handle . . . . . ,,	0	15	6

No.

Appliances for the Ward and Sick Room, etc., *continued*,—

£ s. d.



6161.

Urinals, Male,—

6161 Earthenware . . . . . per doz. 1 1 0
Ditto, small size for children . . . . . „ 1 0 0
Enamelled iron . . . . . „ 1 14 0



6162.

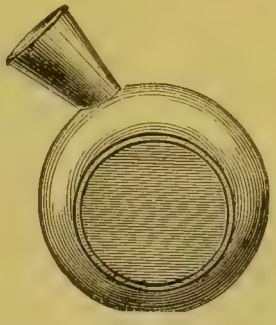

6163.

6162 Glass, 2 qualities . . . per dozen, Seconds, 9*s.*; Best 0 12 0
6163 Gutta-percha . . . . . each 0 4 0



6164.

6164 Glass . . . . . per doz. 0 12 0
India-rubber, portable . . . . . each 0 6 6



6165.



6166.

6165 Pewter . . . . . each 0 4 6
6166 Ditto, with handle . . . . . „ 0 15 6

No. **Appliances for the Ward and Sick Room, etc.,** *continued*,—

Vapour Baths (*see pages* 333–334).



6167.



6168.

		£	s.	d.
6167	**Weighing Chairs,** mahogany, oak, or walnut, upholstered in leather or velvet . . . . . each	15	10	0
6168	**Weighing Machines,** with measuring rod . . . „	8	0	0



6169.

6169	New simplified model . . . . . each	0	19	6

No

Appliances for the Ward and Sick Room, etc., *continued*,—



6170.

Weighing Machines, *continued*,— £ *s.* *d.*

6170 Same as Fig. 6169, but fitted on stained wood Stand . each 1 10 0



6171.

6171 **Spring Balance,** with basket scale for babies . . . each 1 2 6



6172.

6172 **Spring Balance,** for babies, to be used with ordinary towel, each 0 4 9

If fitted in leather pull-off case, 5*s.* 6*d.*

No. **Appliances for the Ward and Sick Room, etc.,** *continued,*—

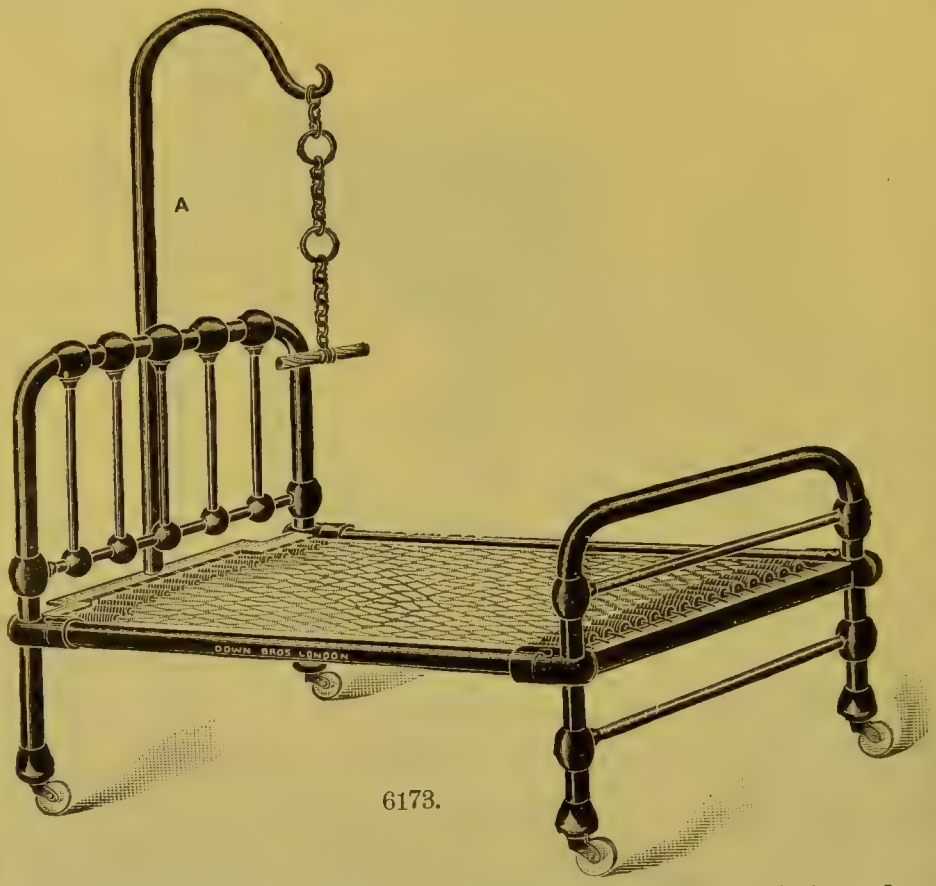

6173.

Invalid Spring Bedsteads (special quotations for quantities),— £ *s.* *d.*

6173 The "Lawson Tait," smooth castings and corners, 6 ft. 6 in. × 3 ft., with socket for self-elevator . . . . each 2 2 0

6173*a* Ditto, fitted with self-elevator, with chain and wooden cross handle . . . . . each 2 15 6

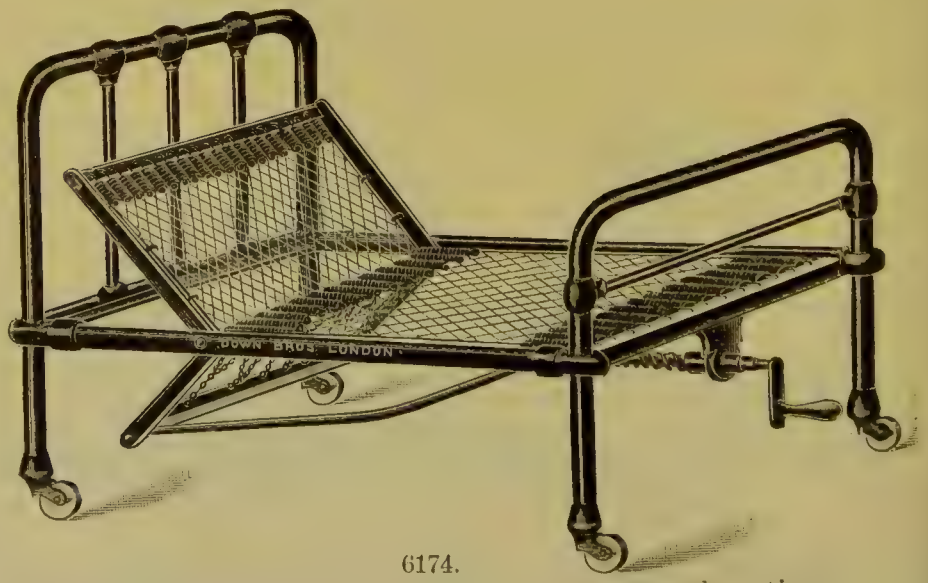

6174.

6174 The "Lawson Tait," with adjustable back rest, smooth castings and corners, 6 ft. 9 in. × 3 ft. 4 14 6

No. **Appliances for the Ward and Sick Room, etc.,** *continued*,—

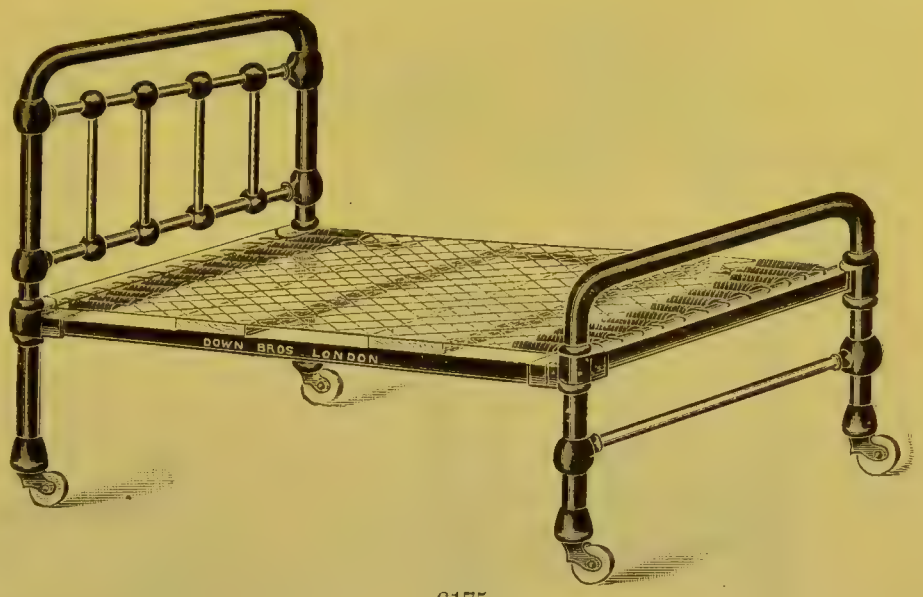

6175.

£ *s.* *d.*

Invalid Bedsteads, *continued*,—

6175 The "Lawson Tait," for Fractures, the end angle irons are raised about 1 inch above the sides, thus allowing room to place boards underneath the spring mesh, smooth castings and corners, 6 ft. 6 in. × 3 ft. 2 7 6



6176.

6176 The "Lawson Tait" Cot, smooth castings and corners, both sides to slide down, each, 4 ft. × 2 ft., £2 13*s.* 6*d.*; 4 ft. 6 in. × 2 ft. 6 in. 2 16 0

No. **Appliances for the Ward and Sick Room, etc.,** *continued,*—



6177.

£ *s.* *d.*

Invalid Spring Bedsteads, *continued,*—

6177 With arrangement by which the spring mattress is lowered for introduction of chamber utensil, while patient remains undisturbed on the upper sheet; fitted with Self Elevator, 6 ft. 6 in. × 3 ft. . . . . each 12 15 0

Spare upper sheets . . . . . ,, 0 18 0

If enamelled white, 7*s.* 6*d.* extra.

No.

Appliances for the Ward and Sick Room, etc., *continued*,—

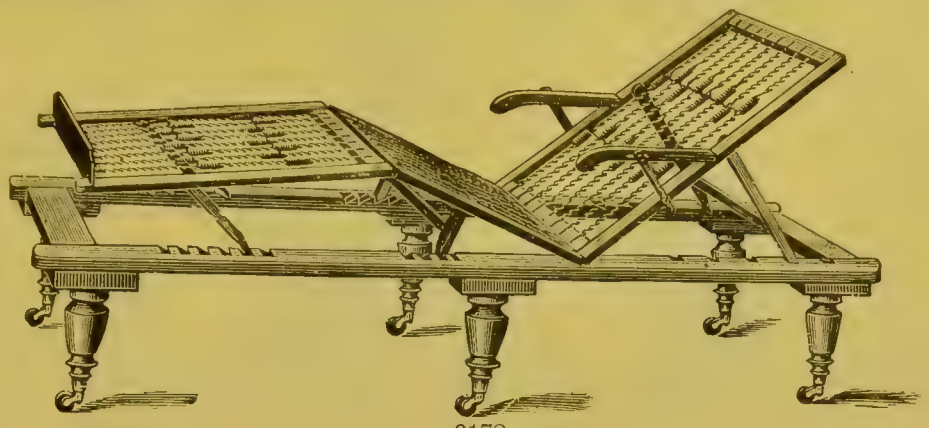

6178.

Invalid Couches,—

No.		£	s.	d.
6178	The "Palatine," 6 ft. 9 in., in pitch pine, fitted with Arm Rests	4	10	0
*6178*a*	"The Palatine," as above, but with arrangement to reduce length to 4 ft. 3 in. when not in use	5	3	6



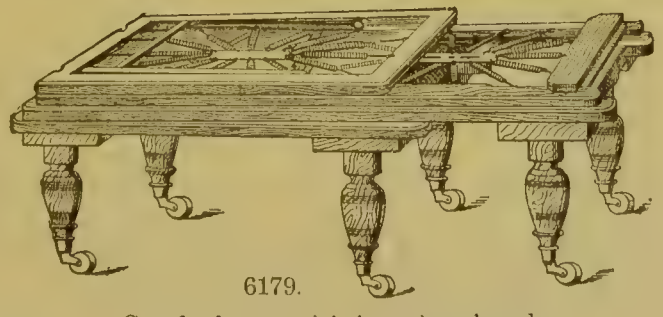

6179.

Couch shown with length reduced.

6179	The "Matlock," fitted with Arm Rests, with arrangement to reduce length, pitch pine	6	7	6
*6179*a*	The "Matlock," as above, but of unalterable length, 6 ft. 9 in. .	5	9	6

* The items marked thus * are not illustrated.

No.

Surgery and Dispensary Sundries.



5941.



5942.



6007.

		£	s.	d.
5941	**Bottles, Acid,** with glass brushes, 1-dram, in cases . per doz.	0	14	0
5942	Ditto, Jeweller's, 2-dram . . . . . „	0	13	0
6007	**Bottles, Collodion,** 4-oz., with camel-hair brush . . each	0	2	0



6180*a*.



6180*b*.



6180*c*.



6181.



6182.

6180*a b & c* **Bottles, Dispensing,** green flint, flat (A), oval (B), or square (C), plain or graduated,—

Per gross,—

1	2	3	4	6	8	10 oz.
9*s.*	9*s.*	9*s.* 9*d.*	9*s.* 9*d.*	10*s.* 6*d.*	10*s.* 6*d.*	15*s.*

12	16	20	24	32	40 oz.
15*s.* 9*d.*	19*s.* 6*d.*	24*s.*	25*s.* 6*d.*	36*s.*	42*s.*

6181 **Bottles, White Vial,** medium or long,—

	½	1	1½	2 oz.
Per gross	4*s.*	4*s.* 6*d.*	5*s.* 6*d.*	6*s.*

6182 **Bottles, Poison,** blue hexagon,—

Per gross,—

½	1	2	3	4	6	8 oz.
9*s.*	9*s.* 6*d.*	10*s.*	11*s.* 3*d.*	12*s.* 6*d.*	13*s.* 9*d.*	15*s.*

10	12	16	20 oz.
19*s.*	22*s.*	26*s.*	32*s.*

(Flat shape supplied at same prices.)

No. **Surgery and Dispensary Sundries,** *continued*,—

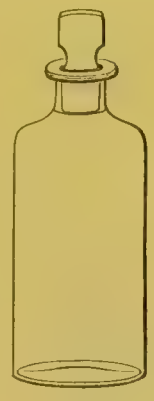

6183*a*.

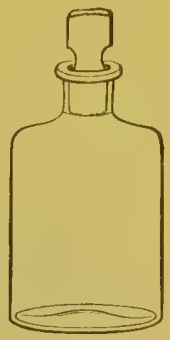

6183*b*.



6184*a*.



6184*b*.



6185.

6183 *a & b* **Bottles, Stoppered, Narrow Mouth,** white, tall (A), or squat (B), hand-made and puntied,—

Per dozen,—

½	1	1½	2	3	4	6 oz.
3*s*. 6*d*.	3*s*. 9*d*.	4*s*.	4*s*. 3*d*.	4*s*. 6*d*.	4*s*. 9*d*.	5*s*.

8	10	12	16	20	30	40 oz.
5*s*. 3*d*.	6*s*.	7*s*.	7*s*. 6*d*.	8*s*.	10*s*.	12*s*.

6184 *a & b* **Bottles, Stoppered, Wide Mouth,** white, tall (A), or squat (B), hand-made and puntied,—

Per dozen,—

½	1	1½	2	3	4	6 oz.
3*s*. 9*d*.	4*s*.	4*s*. 3*d*.	4*s*. 6*d*.	4*s*. 9*d*.	5*s*.	5*s*. 3*d*.

8	10	12	16	20	30	40 oz.
5*s*. 6*d*.	6*s*. 6*d*.	7*s*. 6*d*.	8*s*.	8*s*. 6*d*.	10*s*. 6*d*.	12*s*. 6*d*.

6185 **Bottles, Ether,** Stoppered and Capped,—

Per dozen,—

1	1½	2	3	4	6 oz
15*s*.	16*s*.	17*s*.	18*s*.	19*s*.	20*s*.

8	10	16	20 oz.
22*s*.	28*s*.	34*s*.	36*s*.

6185*a* **Bottles, Ether, ruby-coloured,** stoppered and capped,—

Each 12-oz., 4*s*. 9*d*.; 16-oz., 5*s*. 3*d*.

Engraved Labels, 1*s*. each extra.

6186* **Bottles, Winchester, Narrow or Wide Mouth,** any size to order,—

		16	32 oz.
Green	per gross	24*s*.	33*s*.
Blue	,,	28*s*.	36*s*.

* The items marked thus * are not illustrated.

No. **Surgery and Dispensary Sundries,** *continued*,—

6187* **Bottles in Boxwood Cases, Narrow Mouth,** Stoppered,—

	1	1½	2	3	4	8 oz.
Per doz.	12*s.*	13*s.* 6*d.*	15*s.*	18*s.*	21*s.*	30*s.*

6188* **Bottles in Boxwood Cases, Wide Mouth,** Stoppered,—

	1	2	3	4 oz.
Per doz.	14*s.*	16*s.*	18*s.*	22*s.*

6189* **Bottles in Boxwood Cases, Ether,** Stoppered and Capped,—

	1½	3 oz.
Per doz.	28*s.*	42*s.*



3138.



3139.

3138 **Bottles, in Metal Cases, Narrow Mouth,** Stoppered, 7 sizes,—

	¾ oz.	1 oz.	2 oz.	4½ oz.	6½ oz.	9 oz.	10½ oz.
Each	1*s.* 3*d.*	1*s.* 6*d.*	1*s.* 9*d.*	2*s.* 3*d.*	2*s.* 6*d.*	3*s.*	4*s.* 6*d.*

3139 **Bottles in Globe-top Metal Cases, Narrow Mouth,** Stoppered, 2 sizes only,—

	1½ oz.	3 oz.
Each	2*s.* 6*d.*	3*s.*



6190.

6190 **Boxes, Metal Circular, for Pills or Powders** (sold in ½ gross parcels),—

			£	*s.*	*d.*
Diam., ⅞ ; depth, ⅜ ins.	. . . . .	per gross	0	3	9
,, 1½ ,, ⅜ ,,	. . . . .	,,	0	4	6
,, 1½ ,, ½ ,,	. . . . .	,,	0	4	6
,, 1¾ ,, ½ ,,	. . . . .	,,	0	6	0
,, 2 ,, ½ ,,	. . . . .	,,	0	6	0
,, 2¼ ,, 9/16 ,,	. . . . .	,,	0	6	9
,, 2½ ,, ⅝ ,,	. . . . .	,,	0	8	3
,, 2¾ ,, ¾ ,,	. . . . .	,,	0	9	9
,, 3 ,, ⅞ ,,	. . . . .	,,	0	11	0
,, 3¼ ,, ¾ ,,	. . . . .	,,	0	11	3

* The items marked thus * are not illustrated.

No.

Surgery and Dispensary Sundries, *continued,*—

6191* **Boxes, Pill, "P. O."** (pink outside) **or "P. I."** (pink inside), deep or cut down,—

	½ drm.	1 drm.	2 drm.	½ oz.	1 oz.	2 oz.	£	s.	d.
Per gross	5d.	5d.	6d.	1s.	1s. 3d.	2s. 3d.			
Nested, ½ drm. to ½ oz.						per gross	0	2	0
Ditto, 1 drm. to 1 oz.						,,	0	2	9

6192* **Boxes, Pill, "P.S."** (purple shouldered),—

	½ drm.	1 drm.	2 drm.	½ oz.	1 oz.	2 oz.			
Per gross	1s. 4d.	1s. 6d.	1s. 9d.	2s. 6d.	3s. 6d.	5s. 6d.			
Nested, ½ drm. to ½ oz.						per gross	0	7	0
Ditto, 1 drm. to 1 oz.						,,	0	9	0

6193* **Boxes, Slide, Powder,** for 12 . . . . per gross. 0 5 6

6194* **Boxes, Willow,**—

Per gross, "cut down,"—

½ drm.	1 drm.	2 drm.	½ oz.	1 oz.	2 oz.
7d.	8d.	9d.	10d.	1s.	1s. 4d.

Per gross, "deep,"—

½ drm.	1 drm.	2 drm.	½ oz.	1 oz.	2 oz.	3 oz.	4 oz.
7d.	8d.	9d.	10d.	1s.	1s. 4d.	2s. 3d.	2s. 6d.

Nested, "deep," 1 drm. to 1 oz. . . . . per gross	0	3	3
Ditto, ditto, 2 drm. to 2 oz. . . . . ,,	0	3	6

6195* Corks, in bags containing 3 gross,—

For 3 and 4 oz. Bottles, long taper . . . . per gross	0	0	10
,, 6 and 8 oz. ,, ,, ... ,,	0	1	2
,, 10 and 12 oz. ,, ,, ... ,,	0	1	6
,, 1 pint ,, (in 1 gross bags) . . . ,,	0	2	3
,, 1 quart ,, (in 1 gross bags) . . . ,,	0	3	0
Vial, assorted, 2 qualities . . . per gross 8d. and	0	1	0
Ditto, long taper, assorted . . . . . per gross	0	1	0



6196.



6197.

Cork Pressers,—

6196	Japanned	each, 1s. 3d.; Bronzed	0	1	9
6197	With spring . . .	each, Japanned, 1s. 7d.; Bronzed	0	2	1
6198*	Decoction Pots,—Tin . .	each, 1 pint, 1s. 6d.; 2 pint	0	2	3

* The items marked thus * are not illustrated.

No. **Surgery and Dispensary Sundries,** *continued*,—



6199.



6200.



6201.

6199 Funnels, earthenware, per doz.,—

1 oz.	2 oz.	4 oz.	8 oz.	1 pint.	1½ pint.	2 pint.
7*s.*	8*s.*	11*s.*	16*s.*	24*s.*	30*s.*	40*s.*

6200 Ditto, glass, per doz.,—

1	2	4	8	20 oz.
2*s.*	2*s.* 3*d.*	3*s.* 6*d.*	4*s.*	6*s.*

6201 Ditto, pewter,—

	2	4	10	20 oz.
Each	9*d.*	1*s.* 6*d.*	1*s.* 9*d.*	2*s.* 6*d.*

6202* Ditto, vulcanite,—

	2	5 oz.
Each	1*s.* 3*d.*	1*s.* 6*d.*



6203.

6203 **Infusion Pots,** earthenware, white,—

	½	1	2	3	4 pint.
Each	1*s.* 6*d.*	2*s.* 3*d.*	3*s.* 9*d.*	5*s.* 6*d.*	7*s.*

6204* Ditto, brown ware,—

	½	1	2	3	4 pint.
Each	9*d.*	1*s.*	1*s.* 6*d.*	2*s.* 3*d.*	3*s.*

6205* Ditto, tin,—

	1 pint.	2 pint.
Each	1*s.* 9*d.*	2*s.* 6*d.*

6206* **Labels, Blank,** for dispensing,—

In 3 sizes,—

	Small, 2½ × ¾ in.	Medium, 2½ × 1 in.	Large, 3¼ × 1 in.
Per 1,000	1*s.* 6*d.*	1*s.* 9*d.*	2*s.* 3*d.*

* The items marked thus * are not illustrated.

No. **Surgery and Dispensary Sundries,** *continued*,—

		£	s.	d.
6207*	**Labels, Printed,** for dispensing,—			
	In various forms, printed in black . . . . per 1,000	0	1	9
	Ditto, for poisons, printed in red . . . . „	0	2	6
6208*	**Labels, Gold Paper,** printed black, for pasting on to bottles,—			
	Size, 4½ × 2 in. . . . . per doz.	0	3	3
6209*	**Labels, Gold, painted on Bottles** . . . per doz.	0	4	6

Labelling done at customers' own addresses by special arrangement.



6210.



6211.

6210 **Measures, Earthenware, Graduated,—**

	½	1	2 pint.
Each	8*d.*	1*s.* 4*d.*	2*s.*

6211 Ditto, enamelled iron, per doz., 10-oz., 21*s.*; 20-oz., 27*s.*; 40-oz. 2 6 0



6212.

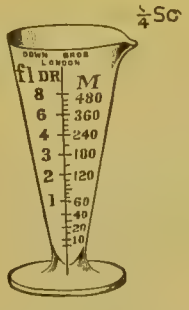

6213.



6214.

Measures, Glass, Graduated (in 2 qualities),—

		Best. s.	Best. d.	Seconds. s.	Seconds. d.
6212	Conical, 1 dram . . . . . per doz.	4	6	3	0
	Ditto, stamped . . . . . „	9	0	7	6
	Ditto, 2 dram . . . . . „	6	0	4	0
	Ditto, ditto, stamped . . . . . „	10	0	8	6
6213	Conical, 1 oz., graduated throughout in minims „	10	6	7	6
	Ditto, stamped . . . . . „	17	0	14	0
6214	Conical, 1 oz., graduated in minims to 120 minims „	8	6	5	6
	Ditto, stamped . . . . . „	14	0	11	0
6215*	Conical, 2 oz., graduated in minims to 120 minims „	9	6	6	6
	Ditto, stamped . . . . . „	15	0	12	0

* The items marked thus * are not illustrated.

No.

Surgery and Dispensary Sundries, *continued*,—

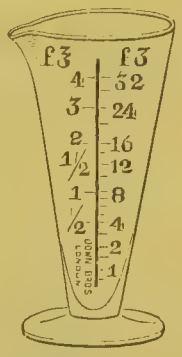

6216.

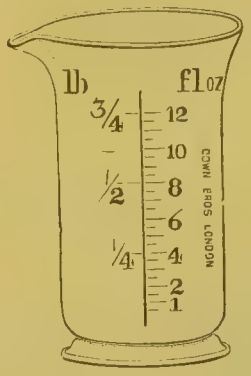

6217.



6218.



6219.

Measures, Glass, Graduated (in 2 qualities), *continued*,—

	Conical,—	Best. s.	Best. d.	Best stamped. s.	Best stamped. d.	Seconds. s.	Seconds. d.	Seconds stamped. s.	Seconds stamped. d.
6216	½ oz., per doz.	5	6	10	0	3	0	7	6
	1 „	6	0	10	6	3	6	8	0
	2 „	7	0	11	6	4	0	8	6
	3 „	8	6	13	6	5	6	10	6
	4 „	9	6	14	6	6	0	11	0
	6 „	10	6	15	6	7	0	12	0
	8 „	13	0	18	6	8	0	13	6
	10 „	14	6	20	0	9	0	14	6
	16 „	21	0	30	0	11	0	20	0
	20 „	24	0	33	0	12	0	21	0
6217	Cup Bottom,—								
	1 oz., per doz.	6	0	10	6	3	6	8	0
	2 „	7	0	11	6	4	0	8	6
	3 „	8	6	13	6	5	6	10	6
	4 „	9	6	14	6	6	0	11	0
	6 „	10	6	15	6	7	0	12	0
	8 „	13	0	18	6	8	0	13	6
	10 „	14	6	20	0	9	0	14	6
	16 „	21	0	30	0	11	0	20	0
	20 „	24	0	33	0	12	0	21	0
	40 „	36	0	45	0	18	0	27	0

		£	s.	d.
6218	Cylindrical, 60 minim . . . . . per doz.	0	2	3
	Ditto, stamped . . . . . „	0	6	9
	Ditto, in boxwood cases . . . . . „	0	8	0
	Ditto, ditto, stamped . . . . . „	0	12	6

		Best. s.	Best. d.	Seconds. s.	Seconds. d.
6219	Cylindrical, on feet, 60 minim . . . per doz.	6	6	4	0
	Ditto, stamped . . . . . „	11	0	8	6
	Ditto, 120 minim . . . . . „	7	6	5	0
	Ditto, stamped . . . . . „	12	0	9	6

No.

Surgery and Dispensary Sundries, *continued*,—



5024.



5025.

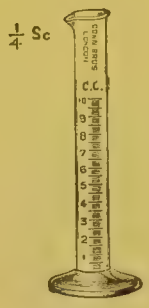

5026.

		£	s.	d.
5024	**Metric Measuring Flasks** . . each, 50 c.c., 8*d.*; 100 c.c.	0	0	9
5025	**Metric Measures**, 25 c.c., 50 c.c., and 100 c.c. in 1 c.c., each, 8*d.*, 10*d.*, and	0	1	0
5026	Ditto, on feet, 10 c.c. in $\frac{1}{10}$ c.c. . . . . each	0	0	10
5026*a*	Ditto, ditto, 5 c.c. and 10 c.c. in $\frac{2}{10}$ c.c. . . each, 8*d.* and	0	0	9



6220.

6220 **Mortars and Pestles, Composition,—**

No.	Outside diameter.	Capacity.			
0000	$2\frac{3}{4}$ in.	2 oz.	each	0	0 10
000	3 „	3 „	„	0	1 0
00	$3\frac{1}{2}$ „	4 „	„	0	1 3
0	$3\frac{3}{4}$ „	5 „	„	0	1 6
1	$4\frac{1}{4}$ „	8 „	„	0	1 9
2	5 „	12 „	„	0	2 0
3	$5\frac{1}{2}$ „	16 „	„	0	2 6
4	6 „	22 „	„	0	3 3
5	$6\frac{1}{2}$ „	26 „	„	0	3 9
6	7 „	36 „	„	0	4 3
7	8 „	$2\frac{1}{2}$ pint	„	0	5 3
8	$9\frac{1}{4}$ „	3 „	„	0	6 3
9	$10\frac{1}{2}$ „	5 „	„	0	7 9

No.

Surgery and Dispensary Sundries, *continued*,—



6221.

6221 **Mortars and Pestles, Cast Iron,—**

			£	*s.*	*d.*
No. 1	diam., 4 in.	capacity, ½ pint . . . each	0	2	3
2	„ 5 in.	„ 1 „ . . . „	0	3	6
3	„ 6 in.	„ 2 „ . . . „	0	5	0
4	„ 6½ in.	„ 3 „ . . . „	0	6	0
5	„ 7 in.	„ 3½ „ . . . „	0	7	6
6	„ 8 in.	„ 4½ „ . . . „	0	9	6



6222.

6222 **Mortars and Pestles, Glass,—**

	2	3	4	6	8 oz.
Each	8*d.*	9*d.*	10*d.*	1*s.* 2*d.*	1*s.* 10*d.*



6223.



6224.



6225.

6223 **Ointment Jars,** Blue, with Canopy Covers, per doz.,—

4 oz.	6 oz.	8 oz.	12 oz.	1 lb.	2 lb.
6*s.*	6*s.* 9*d.*	8*s.* 6*d.*	11*s.*	12*s.*	24*s.*

3 lb.	4 lb.	6 lb.
36*s.*	48*s.*	72*s.*

White, with Canopy Covers, per doz.,—

4 oz.	6 oz.	8 oz.	12 oz.	1 lb.	2 lb.
4*s.*	4*s.* 9*d.*	6*s.*	8*s.*	8*s.* 6*d.*	17*s.*

3 lb.	4 lb.	6 lb.
24*s.*	33*s.*	50*s.*

No.

Surgery and Dispensary Sundries, *continued*,—

Ointment Jars, *continued*,—

£ s. d.

6224 White, with Flat Covers, per doz.,—

4 oz.	6 oz.	8 oz.	12 oz.	1 lb.	2 lb.
3*s.*	3*s.* 9*d.*	4*s.* 6*d.*	6*s.*	7*s.*	14*s.*

3 lb.	4 lb.	6 lb.
20*s.*	27*s.*	42*s.*

6225 **Ointment Pots,** earthenware, covered white, per doz.,—

1 drm.	2 drm.	½ oz.	¾ oz.	1 oz.	1½ oz.
1*s.* 6*d.*	1*s.* 6*d.*	1*s.* 8*d.*	1*s.* 9*d.*	1*s.* 10*d.*	2*s.* 2*d.*

2 oz.	3 oz.	4 oz.	6 oz.	8 oz.
2*s.* 6*d.*	2*s.* 10*d.*	3*s.* 6*d.*	4*s.* 6*d.*	5*s.* 6*d.*



3139*b*.

3139*b* **Pots, Glass, Vaseline, in Metal Cases,** 4 sizes,—

No. 1, inside diam., 1⅞ in.	. . . . .	each	0	1	6
No. 2, „ 2¼ in.	. . . . .	„	0	1	9
No. 3, „ 2⅝ in.	. . . . .	„	0	2	0
No. 4, „ 3 in.	. . . . .	„	0	2	6

*3139*c* **Pot, Porcelain, Vaseline, in Metal Box,** size, 3 × 1 in., each 0 2 3

6228* **Paper, white demy,** well rolled, per ream, 15 lb., 5*s.* 6*d.*; 17 lb., 6*s.* 6*d.*; 19 lb. 0 7 9

6229* Ditto, blue ditto, for Seidlitz powders, etc., per ream, 13 lb., 9*s.* 6*d.*; 15 lb., 11*s.* 3*d.*; 19 lb. 0 13 6

Pill Boxes (*see pages* 1396–1397).

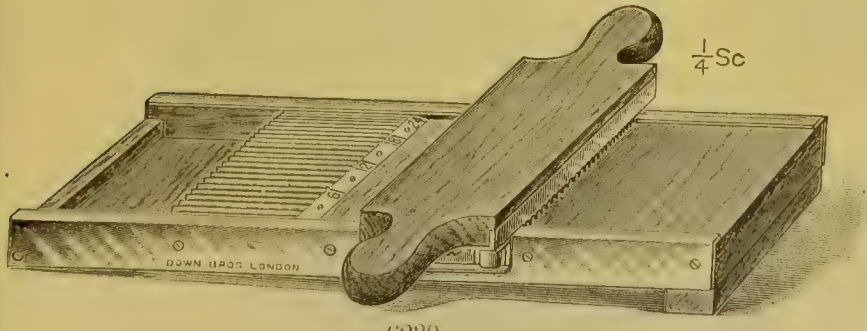

6230.



6232.

Pill Machines,—

6230 With mahogany slabs, for twelve, 2 sizes, for 3 or 5 grain pills each 0 14 6

Ditto, for twenty-four, 2 sizes, for 3 or 5 grain pills . „ 1 0 0

Ditto, for thirty-six, 2 sizes, for 3 or 5 grain pills . „ 1 7 0

6231* Ditto, reversible, for thirty 3 gr. and 24 × 5 gr. pills „ 2 0 0

6232 **Pill Tiles,** plain, not graduated,—

	6	8	10	12 in.
Each	8*d.*	1*s.* 2*d.*	2*s.*	3*s.* 3*d.*

* The items marked thus * are not illustrated.

No. **Surgery and Dispensary Sundries,** *continued,*—

£ s. d.



6233.



6234.

6233 **Plaster Irons,** 4 inch . . . . . per doz. 0 19 0

6234 **Powder Folders,**—
Trestle pattern . . . . . each 0 3 6



6235.

Scales,—

6235 With 7-in. brass pan, to weigh from 7 lb. to ¼ oz. . . . 0 18 9
6236* Sets of iron weights, ¼ oz. to 7 lb. 0 6 6



6237.

Scales, Counter, French pattern,—

6237 With marble top, to weigh ¼ oz. to 2 lb. . . . each 1 1 0
6237*a* Ditto, to weigh ¼ oz. to 4 lb. . . . . " 1 5 0
6238* Sets of brass weights, ¼ oz. to 2 lb. 0 7 6
6239* Ditto, ¼ oz. to 4 lb. 0 14 6

* The items marked thus * are not illustrated.

No. **Surgery and Dispensary Sundries,** *continued*,—



6240.

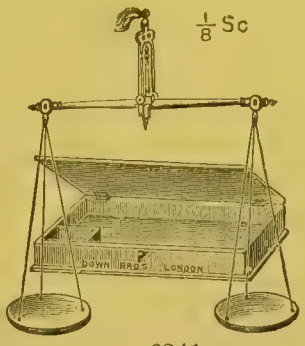

6241.

		£	s.	d.
	Scales for Dispensing, etc.,—			
6240	Hook-end Beam, 7-inch, and silk cords, with weights complete, in mahogany boxes, with brass pans, 5*s.* 6*d.*; with glass pans	0	6	6
6241	Box-end Beam, 7-inch, and silk cords, with weights complete, in mahogany boxes, with brass pans, 12*s.* 6*d.*; with glass pans	0	13	9

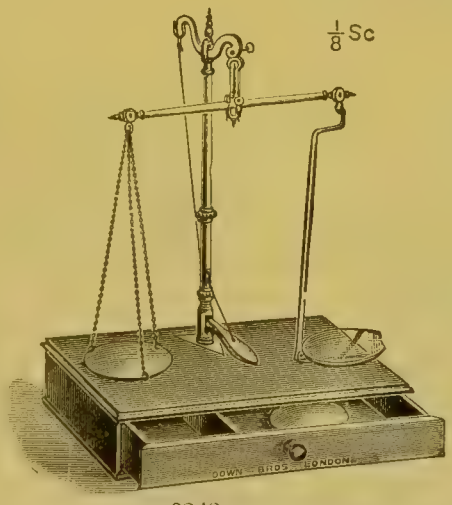

6242.



6243.

6242	Brass pillar, with lever and back string, and extra glass scale pan, 21*s.* 6*d.*; nickel plated	1	8	6
6243	Ditto, sliding pillar, with extra glass scale pan, 26*s.*; nickel plated	1	13	0
6244*	**Weights, stamped,—**			
	Dram ($\frac{1}{2}$ scruple to 2 drm.) . per set, 1*s.* 4*d.*; per dozen sets	0	15	0
	Grain ($\frac{1}{2}$ gr. to 6 gr.) . . per set, 1*s.* 3*d.*; per dozen sets	0	13	6
6245*	**Weights, unstamped,—**			
	Dram ($\frac{1}{2}$ scruple to 2 drm.) . per set, 5*d.*; per dozen sets	0	4	6
	Grain ($\frac{1}{2}$ gr. to 6 gr.) . . per set, 2*d.*; per dozen sets	0	1	0

It is not compulsory to use stamped weights for dispensing, but only so when drugs, etc., are sold by weight.

* The items marked thus * are not illustrated.

No. **Surgery and Dispensary Sundries,** *continued*,—



6246.



6246*a*.

Scissors (*see also pages* 1379–1381). £ *s.* *d.*

6246 Capping, straight . . . . . each 0 1 4
6246*a* Ditto, curved . . . . . „ 0 2 10

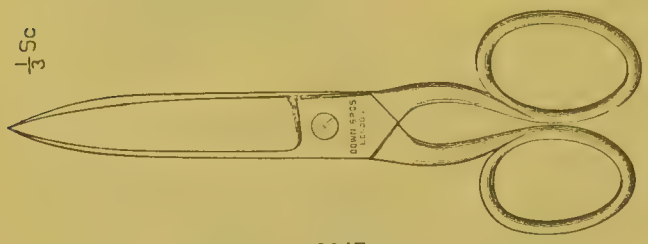

6247.

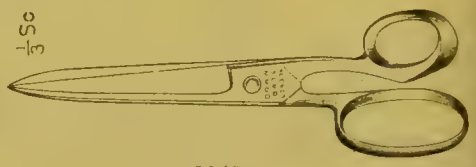

6249.

6247 Counter . . each, 6-in., 1*s.* 3*d.*; 7-in., 1*s.* 9*d.*; 8-in. 0 2 3
6248* Ditto, with one point blunt and one sharp, 8-in. . . each 0 2 3
6249 Ditto, with shaped bows, 7½-in., each, 2*s.* 8*d.*; 9-in. (blacked bows) . . . . . each 0 4 0

6250* **Scoops, Horn,** 5 sizes,—

No.	1	2	3	4	5
Per doz.	2*s.* 6*d.*	3*s.*	3*s.* 6*d.*	4*s.*	4*s.* 6*d.*



6251.

6251 **Spatulas, Palette and Pill Knives,**—
Bone Spatulas,—

	6	7	8	9	10	11 in.
Per doz.	4*s.* 6*d.*	6*s.*	7*s.*	8*s.* 6*d.*	11*s.* 6*d.*	13*s.* 6*d.*

6252* Vulcanite Spatulas, 10-in. . . . . per doz. 0 6 0



6253.



6254.

6253 Palette Knives, balance handle,—
Per doz.,—

3	4	5	6	7	8 in.
7*s.*	7*s.* 3*d.*	8*s.* 3*d.*	10*s.* 3*d.*	13*s.* 6*d.*	16*s.* 6*d.*

9	10	11	12 in.
21*s.*	27*s.*	36*s.*	44*s.*

6254 Pill Knives, balance handle,—

	3	4	5 in.
Per doz.	7*s.* 3*d.*	7*s.* 6*d.*	8*s.* 6*d.*

* The items marked thus * are not illustrated.

No.

Surgery and Dispensary Sundries, *continued*,—

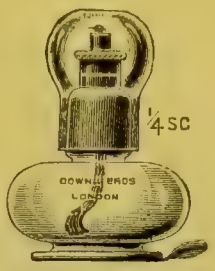

5057.

5057 **Spirit Lamps,—** £ s. d.
Each, common, 2-oz., 10*d.*; best, 2-oz., 1*s.* 6*d.*; and 3-oz. . . 0 1 9



5058.

5058 **Stirring Rods,—**
Glass . . . . . per doz. 0 1 6



6255.

6255 **Stopper Looseners,** small, Boxwood . . . . each 0 1 0



3970.

3970 **Suppository Moulds,** 15 grain . each, 6 hole, 6*s.*; 12 hole 0 12 6

6256* **Tincture Presses,—**

	1 qt.	½ gal.	1 gal.	2 gal.
Each	12*s.*	28*s.* 6*d.*	42*s.*	68*s.*

* The items marked thus * are not illustrated.

CATALOGUE

OF

ASEPTIC FURNITURE

For Hospitals, Etc., Etc.

Bandage Cabinets

(See also "Ward Wagons")



8000.

No.		£	s.	d.
8000	**Bandage Cabinet and Table combined** (Down Bros.' patent), for storing Dressings and Bandages, and fitted with 2 Bowls, for ward and theatre use; fitted with large ball-bearing, steel-cupped, rubber-tyred castors,—			
	White enamelled, 24 × 20 in.	11	11	0
	If made of German silver throughout, £12 extra.			
8001*	**Bandage Cabinet and Table combined** (Down Bros.' patent), same as above, but fitted with cone-bearing, rubber-tyred castors,—			
	White enamelled, 24 × 20	10	15	0

* The items marked thus * are not illustrated.

No.

Bandage Cabinets, *continued*,—



8002.

8002 **Bandage Cabinet and Table combined** (Down Bros.' patent), **for Storing Dressings and Bandages**, as made for the North-West London Hospital, fitted with German silver rail round top with extra bar to keep Solution Bottles in place, and 2 Bowls on movable arms, fitted with large ball-bearing, steel-cupped, rubber-tyred castors,—

	£	s.	d.
White enamelled, 24 × 20 in.	12	18	0
Cylindrical Glass Reservoirs for above, $9\frac{3}{4} \times 5\frac{1}{2}$ in. (5 pts.), fitted with bent glass tubes, rubber tube, and spring clip each	0	11	0
Labels engraved and filled in red . . . . each, say	0	2	3



8004.

8004 **Bandage Cabinet for storing Dressings and Bandages,** for ward and theatre use, etc., with plate-glass under, fitted with ball-bearing, steel-cupped, rubber-tyred castors. Inside measurement of each compartment, 12 × 19 × 10 in.,—

White enamelled	10	11	0
*8004*a* **Bandage Cabinet,** as described above, but fitted with cone-bearing, rubber-tyred castors,—			
White enamelled	9	15	0

* The items marked thus * are not illustrated.

No. **Bandage Cabinets,** *continued*,—



8006*a*.



8007.

		£	s.	d.
8006*	**Bandage Cabinet for storing Dressings and Bandages,** for ward and theatre use, etc., fitted with ball-bearing, steel-cupped, rubber-tyred castors. Inside measurement of each compartment, 12 × 16 × 16 in.,— White enamelled	10	0	0
8006*a*	**Bandage Cabinet,** as described above, but fitted with cone-bearing, rubber-tyred castors,— White enamelled	9	4	0
8007	**Bandage Cabinet for storing Dressings and Bandages,** with 2 compartments, fitted on ball-bearing, steel-cupped, rubber-tyred castors. Inside measurement of each compartment, 10 × 12 × 10 in.,— White enamelled	9	6	0
8008*	**Bandage Cabinet,** same as above, but on cone-bearing, rubber-tyred castors,— White enamelled	8	10	0

* The items marked thus * are not illustrated.

No. **Bandage Cabinets,** *continued,*—



8009.

		£	s.	d.
8009	**Bandage Cabinet,** with 3 compartments, fitted on ball-bearing, steel-cupped, rubber-tyred castors. Inside measurement of each compartment, $6\frac{1}{2} \times 12 \times 9$ in.,—			
	White enamelled	12	0	0
8010*	**Bandage Cabinet,** same as above, but on cone-bearing, rubber-tyred castors,—			
	White enamelled	11	4	0

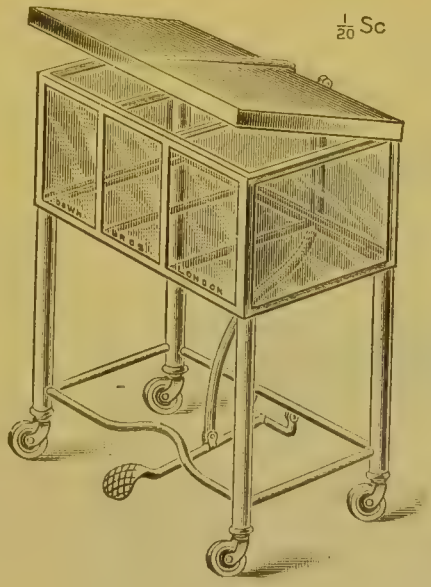

8011.

8011	**Bandage Cabinet,** as made for Sussex County Hospital, Brighton, with 3 compartments, with japanned tin lid and pedal arrangement for raising lid, fitted on ball-bearing, steel-cupped, rubber-tyred castors. Inside measurement of each compartment, $6\frac{1}{2} \times 13 \times 10\frac{1}{2}$,—			
	White enamelled	14	8	0
8012*	**Bandage Cabinet,** same as above, but on cone-bearing, rubber-tyred castors,—			
	White enamelled	13	12	0

* The items marked thus * are not illustrated.

No.



8013.



8014.

		£	s.	d.
8013	**Bandage Casket for soiled Dressings and Bandages,** for use in theatre and "out-patient" department, etc., fitted with rubber-tyred castors,— White enamelled	3	10	0
8014	**Bandage Casket for soiled Dressings and Bandages,** for use in theatre, etc., fitted with rubber-tyred castors,— White enamelled	3	17	6

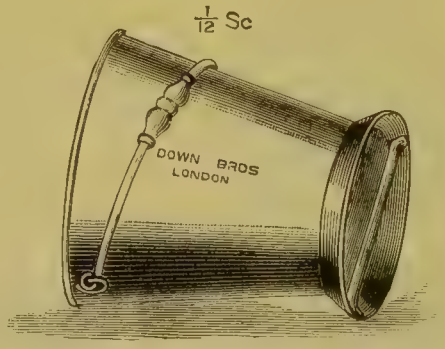

8015.



8017.

8015	**Bandage Pail for used Dressings and Bandages,** furnished with hand-rail at bottom for use when emptying. These pails may be sterilized by holding over a jet of steam,— White enamelled iron, 2 sizes, height 12 in. and 14½ in. each, 6*s.* 6*d.* and	0	7	6
	If fitted with covers, 1*s.* 6*d.* each extra.			
8016*	**Bandage Pail,** same as above, but with padded rubber base and handle to prevent noise . . each, 16*s.* 6*d.* and	0	17	6
	If fitted with covers, 1*s.* 6*d.* each extra.			
8017	**Bandage Pail,** with pedal arrangement . . . . each	1	1	0

* The items marked thus * are not illustrated.

No.

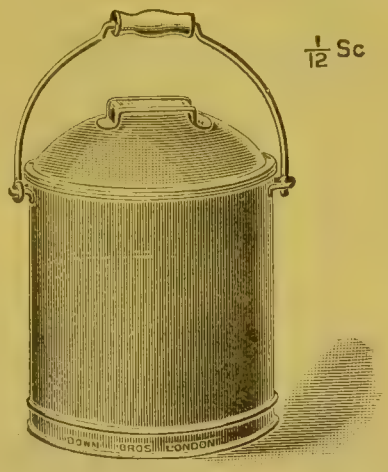

8018.



8019.

		£	s.	d.
8018	**Bandage Pail, cylindrical, for used Dressings,—** White enamelled iron, size inside, each, 10 × 9½ in., 7*s.*; 12 × 12 in.	0	9	0
8019	**Bandage Pail, conical, for used Dressings,** 2 sizes,—			
	White enamelled iron, 14½ in. high × 14 diam. at top . each	0	15	0
	Ditto, 20 in. high × 19½ diam. at top . . . . „	1	5	0



8020.

8020	**Bandage Pail or Bucket for used Dressings, etc.,—** White enamelled iron, 4 sizes,—			
	8½ in. high × 9½ in. diam. at top . . . each	0	3	0
	9 „ „ × 10 „ „ „ . . . . „	0	3	6
	10 „ „ × 11 „ „ „ . . . . „	0	4	0
	11 „ „ × 12 „ „ „ . . . . „	0	4	6

No.



8021.

No.		£	s.	d.
8021	**Bed Table**, the Belfast model, designed for the Royal Victoria Hospital, Belfast, to push over the bed, with oak slab removable for scrubbing, fitted with improved rubber-tyred castors,—			
	White enamelled . . . . . each	3	16	0
8022*	**Bed Table**, Belfast model, as described above, but fitted on handsome ball-bearing, steel-cupped, rubber-tyred castors,—			
	White enamelled . . . . . each	4	12	0

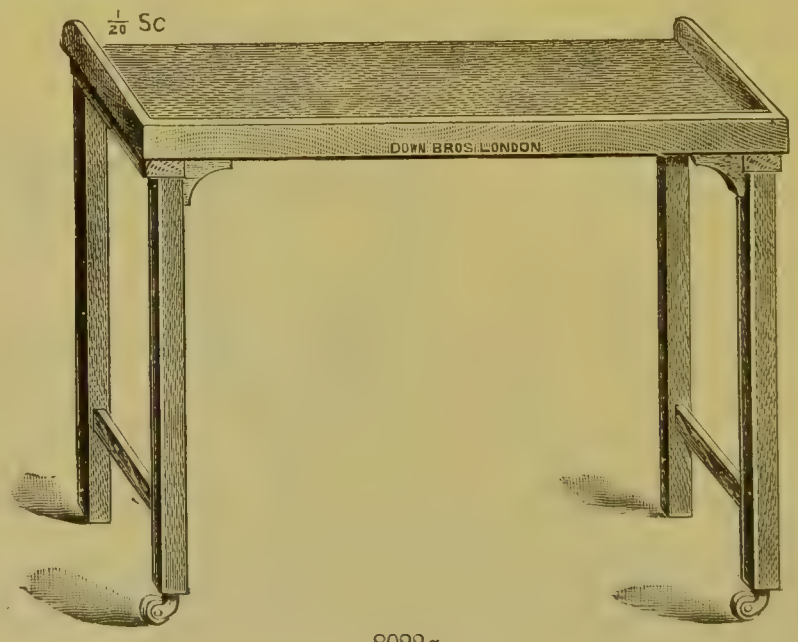

8022*a*.

8022*a*	**Bed Table**, Oak throughout, fitted on 2 rubber-tyred castors, £1 9*s*.; on 4 castors	2	2	0

* The items marked thus * are not illustrated.

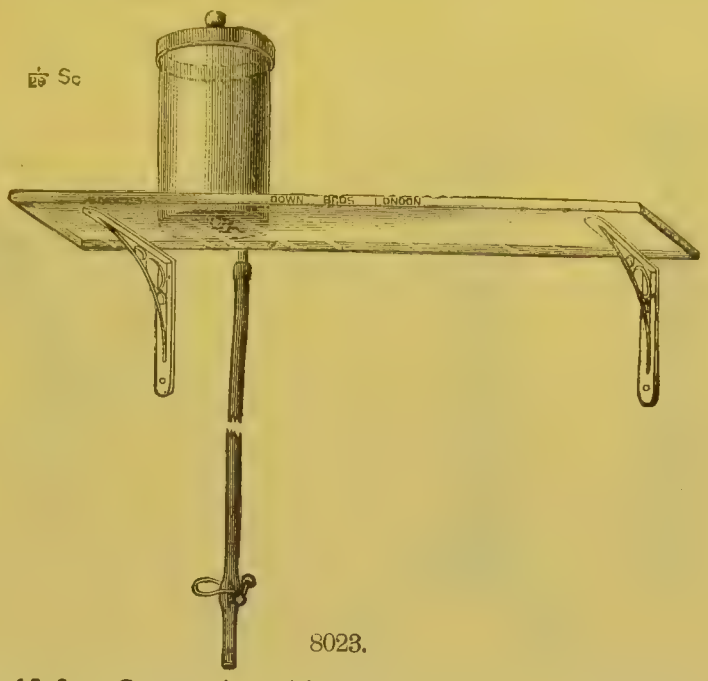

8023.

No.		£	s.	d.
8023	**Bottle Shelf for Operation Theatre,** of stout plate-glass, $\frac{3}{4}$-inch thick, with polished edges, capable of carrying four 4-gallon glass reservoirs, as shown, 54 × 11 in. . . .	1	9	0
8023*a*	**Plate-Glass Shelf,** as described above, to carry four 3-gallon jars, 48 × 11 in.	1	7	0

N.B.—Other sizes at proportionate prices.

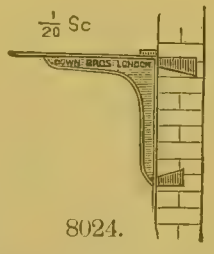

8024.



8027.



8026.



8027*a*.

8024	**Iron Brackets for supporting Glass Shelves,—** White enamelled, for 11-inch shelves, to fix in brickwork, for heavy jars (2 or 3 may be used) . . . . . each	0	4	6
8025*	Ditto, to screw to woodwork, for smaller jars . . „	0	2	3
	Cantilevers for supporting Glass Shelves, etc.,—			
8026	Gun Metal, polished, for 11-in. shelves, to fix in brickwork, each	0	14	6
8026*a*	White enamelled Iron, for ditto . . . . . „	0	6	6
8027	White enamelled Iron, each, for 6-in. shelves, 4*s.*; 12-in., 9*s.*; 18-in., 13*s.* 6*d.*; 24-in.	0	17	0
	Gun-Metal, for 6-in. shelves . . . . . each	0	7	0
8027*a*	German Silver, polished, as made for St. Thomas's Hospital, 24-inch . . . . . each	2	7	6

Special sizes and designs can be made to order.

* The items marked thus * are not illustrated.

No.



8028.

When it is intended to place the Reservoirs on a shelf, as shown (No. 8023), it is necessary to have the labels engraved on the back.



8032.

		£	s.	d.
8028	**Glass Reservoirs,** best English glass, with bent glass tube and rubber cork. Each, 1-gallon, 11*s.* 6*d.*; 1¼-gallon, 13*s.* 0*d.*; 1½-gallon, 14*s.* 0*d.*; 2-gallon, 18*s.* 0*d.*; 3-gallon, £1 2*s.* 0*d.*; 4-gallon	1	4	0
8029*	**Glass Reservoirs,** Foreign glass, with bent glass tube and rubber cork. Each, 4 litres (⅘-gallon), 8*s.* 6*d.*; 8 litres (1¾-gallon), 12*s.* 6*d.*; 10 litres (2⅕-gallon)	0	15	0
8030*	**Glass Reservoirs, Coloured,** art colours, English glass, with rubber cork and bent glass tube, 2-gallon,—			
	Amber, Green, and Purple . . . . . each	1	4	0
	Ruby . . . . . „	1	12	0
8031*	**White Earthenware Reservoirs,** fitted with rubber cork and bent glass tube, labelled (labels burnt in),—			
	Each, 2-gallon, 19*s.*; 3-gallon	1	2	0
	The Labels kept in stock are,—			
	Boracic. — Hyd. Perchlor. 1 in 500.			
	Carbolic 1 in 20. — Hyd. Perchlor. 1 in 1,000.			
	Hyd. Biniodid 1 in 500.			
8032	**Glass Reservoirs,** English glass, each, 1½-gallon, 12*s.*; 2-gallon, 14*s.* 0*d.*; 2½-gallon, 16*s.* 6*d.*; 3-gallon	1	1	0
8033*	Ditto, ditto, made with cock-hole, and fitted with glass tube and rubber cork . each, 2-gallon, 17*s.* 0*d.*; 3-gallon	1	4	0
	Labels engraved on above and letters filled in red . say, each	0	2	6
	India-rubber Tube for above . . . . . per foot	0	0	10
	Spring Clips for use with Tubes . . . . . each	0	0	6
	Vulcanite Stopcocks for insertion in tubes . . . „	0	2	9

* The items marked thus * are not illustrated.

No.

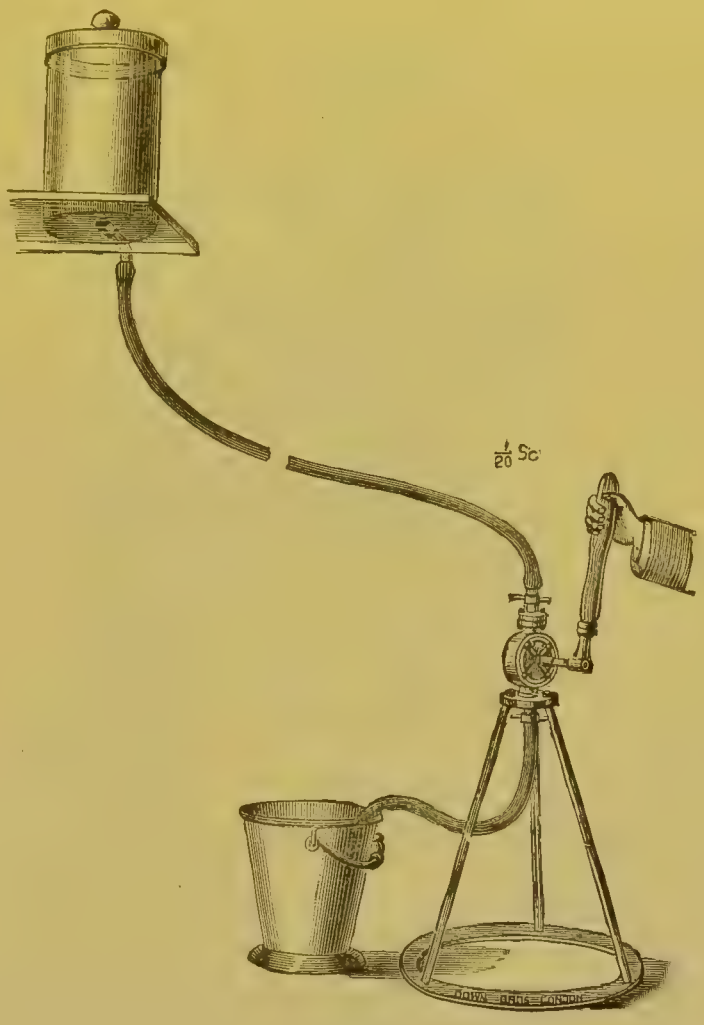

8034.

No.		£	s.	d.
8034	**Pump, Gun Metal,** for conveniently filling reservoirs without removing from shelf,—			
	On white enamelled tripod stand . . . . . each	4	10	0

It is suggested that where practicable the Reservoirs should be placed only about 4 ft. 6 in. from ground, so as to be easily reachable, and render pump unnecessary.

No.

Bottle Stands for Antiseptic Solutions.



8036.

		£	s.	d.
8036	**Bottle Stand for Antiseptic Solutions,** to hold 4 bottles, fitted with ball-bearing, steel-cupped, rubber-tyred castors,—			
	White enamelled	10	12	0
	Glass Bottles for same, English make, 2½ gallons capacity, each	0	16	6
	Labels engraved and letters filled in red . . . say, each	0	2	6
*8036*a*	**Bottle Stand,** as described above, but fitted with cone-bearing, rubber-tyred castors,—			
	White enamelled	9	16	0
	Glass Bottles for same, English make, 2½ gallons capacity, each	0	16	6
	Labels engraved and letters filled in red . . . say, each	0	2	6

* The items marked thus * are not illustrated.

No.

Bottle Stands, *continued,*—



8038.

		£	s.	d.
8038	**Bottle Stand for Antiseptic Solutions,** to hold 6 bottles, fitted with ball-bearing, steel-cupped, rubber-tyred castors,—			
	White enamelled	14	4	0
	Glass Bottles for same, English make, 2½ gallons capacity, each	0	16	6
	Labels engraved and letters filled in red . . . say, each	0	2	6

No.

Bottle Stands, *continued*,—



8039*a*.

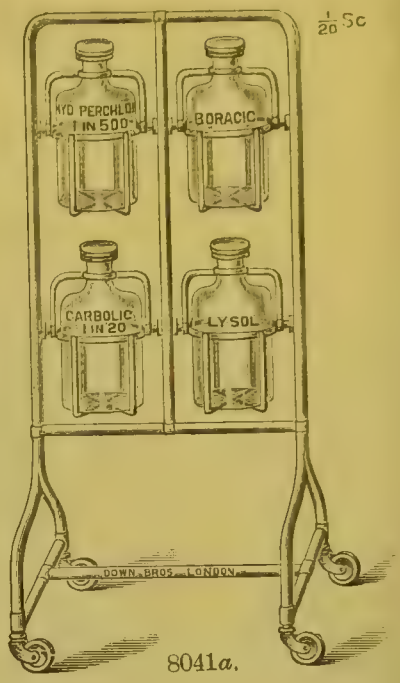

8041*a*.

		£	s.	d.
8039*a*	**Bottle Stand for Antiseptic Solutions,** to hold 2 bottles, small size, intended for cottage hospital or consulting room, fitted with ball-bearing, steel-cupped, rubber-tyred castors,—			
	White enamelled	8	6	0
	Glass Bottles for same, English make, 1½ gallons capacity, each	0	12	0
	Labels engraved and letters filled in red . . . say, each	0	2	6
*8040*a*	**Bottle Stand,** as described above, but fitted with cone-bearing, rubber-tyred castors,—			
	White enamelled	7	10	0
	Glass Bottles for same, English make, 1½ gallons capacity, each	0	12	0
	Labels engraved and letters filled in red . . . say, each	0	2	6
8041*a*	**Bottle Stand for Antiseptic Solutions,** to hold 4 bottles, small size, intended for cottage hospital or consulting room, fitted with ball-bearing, steel-cupped, rubber-tyred castors,—			
	White enamelled	10	2	0
	Glass Bottles for same, English make, 1½ gallons capacity, each	0	12	0
	Labels engraved and letters filled in red . . . say, each	0	2	6
*8042*a*	**Bottle Stand,** as described above, but fitted with cone-bearing, rubber-tyred castors,—			
	White enamelled	9	6	0
	Glass Bottles for same, English make, 1½ gallons capacity, each	0	12	0
	Labels engraved and letters filled in red . . . say, each	0	2	6

* The items marked thus * are not illustrated.

No.

Bottle Stands, *continued*,—



8043.

		£	s.	d.
8043	**Bottle Holder for Antiseptic Solutions,** "Belfast Model," as made for Royal Victoria Hospital, with solid metal hold-fasts to fix into brickwork of wall,—			
	White enamelled	10	0	0
	Glass Bottles for same, English make, 1½ gallons capacity, each	0	12	0
	Labels engraved and filled in red . . . . say, each	0	2	6
8043*a*	**Bottle Holder for Antiseptic Solutions,** as described above, but to take 6 bottles,—			
	White enamelled	13	10	0

No.

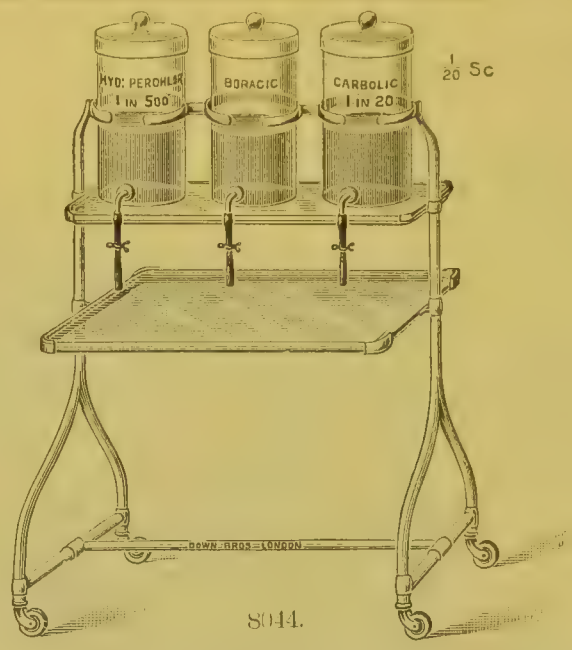

8044.

		£	s.	d.
8044	**Reservoir Stand for Antiseptic Solutions,** to hold 3 reservoirs, with glass shelf under, and fitted with ball-bearing, steel-cupped, rubber-tyred castors,—			
	White enamelled	9	10	0
	Glass Jars for above, English make, 2 gallons capacity . each	0	18	0
	Labels engraved and letters filled in red . . . say, each	0	2	6
	Spring Clips for rubber tubes . . . . . „	0	0	6
	Vulcanite Stopcocks . . . . . „	0	2	9

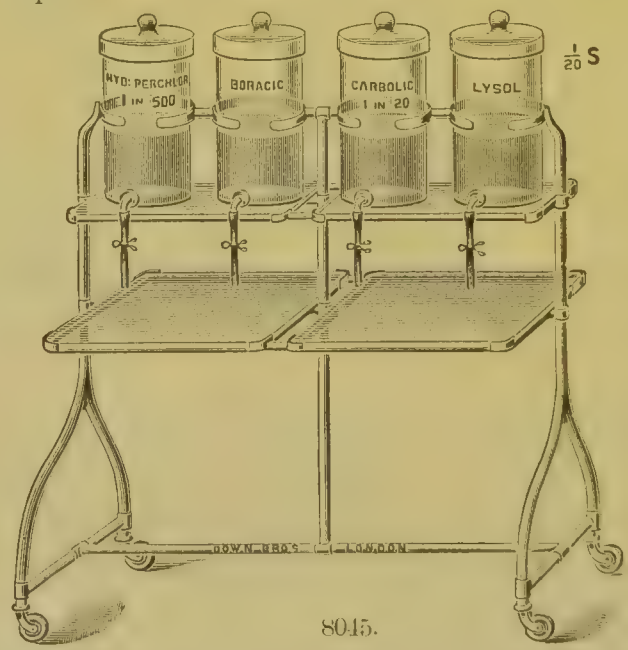

8045.

		£	s.	d.
8045	**Reservoir Stand for Antiseptic Solutions,** to hold 4 reservoirs, with glass shelves under, fitted on ball-bearing, steel-cupped, rubber-tyred castors. White enamelled .	12	0	0
	Glass Reservoirs for above, English make, 2 gallons . each	0	18	0
	Labels engraved and filled in red . . . . . „	0	2	6
	Spring Clips for rubber tubes . . . . . „	0	0	6
	Vulcanite Stopcocks . . . . . „	0	2	9

No.



8046

		£	s	d.
8046	**Bottle Stand and Irrigator combined,** as made for the Bristol Eye Hospital, to hold 4 Bottles and 1 Reservoir, fitted on large ball-bearing, steel-cupped, rubber-tyred castors,—			
	White enamelled	13	5	0
	Glass Bottles for same, English make, 1½ gallon capacity, each	0	12	0
	Reservoir for same . . . . . „	0	8	6
	Labels engraved and filled in red . . . . say, each	0	2	6

No.

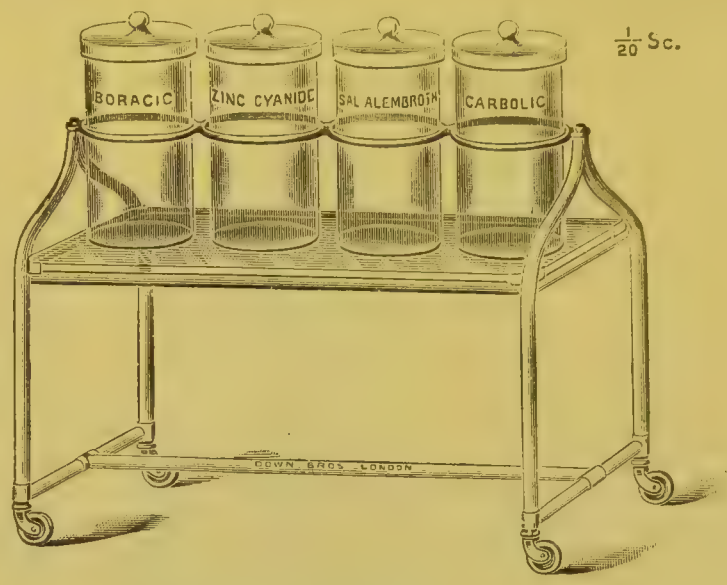

8047.

		£	s.	d.
8047	**Stand for Antiseptic Gauzes,** to take 4 Cylindrical Glass Jars, on ball-bearing, steel-cupped, rubber-tyred castors, as made for Sussex County Hospital, Brighton,—			
	White enamelled with nickel-plated rings	13	8	0
	White Glass Jars for same, English make, 16 × 8¾ in . each	0	17	3
	Coloured ditto, Amber, Green or Purple . . . . „	1	5	0
	Ditto, ditto, Ruby . . . . . „	1	15	0
	Labels engraved on jars and filled in red or white . . „	0	2	6

Aseptic Cabinets for Instruments.

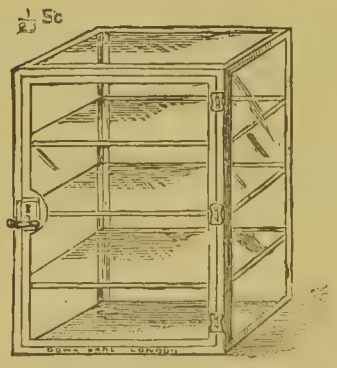

8048.

		£	s.	d.
8048	**The "G. P." Cabinet for Instruments** for use in Consulting Room, glass door, glass sides and top, with spring catch and lock and key,—			
	White enamelled, 24 × 18 × 12 in.	4	4	0
	N.B.—This is a light model of cabinet, and not recommended in large sizes.			
*8048*a*	**Brackets** to fix in brickwork, with cross-piece for supporting cabinet . . . . . per set	0	14	0

* The items marked thus * are not illustrated.

No.

Instrument Cabinets, *continued*,—



8049.

		£	s.	d.
8049	**Cabinet for Instruments,** to fix on strong brackets against wall or stand on shelf, fitted with 3 plate-glass shelves, stout glass door, sides, and top, German silver handle and nickel-plated lock,—			
	White enamelled, 32 × 24 × 14 in.	9	15	0
*8050*a*	**Brackets** to fix in brickwork, with cross-piece for supporting cabinet No. 8049,—			
	White enamelled . . . . . per set	0	18	0
8051*	**Cabinet for Instruments,** as described (*Fig.* 8049), but with 4 plate-glass shelves,—			
	White enamelled, 40 × 24 × 16 in.	13	7	0
*8051*a*	**Brackets** to fix in brickwork, with cross-piece for supporting Cabinet No. 8051 . . . . . per set	1	0	0



8053.

8053	**Cabinet for Eye Instruments,** as made for the Royal Westminster Ophthalmic Hospital, etc., to fix on strong brackets against wall or on shelf; fitted with stout plate-glass door, sides and top, and 3 plate-glass shelves, German silver hinges and handle, and nickel-plated lock, superior finish throughout,—			
	White enamelled, 24 × 24 × 12 in.	10	3	0
*8053*a*	**Brackets** to fix in brickwork, with cross-piece for supporting cabinet No. 8053,—			
	White enamelled . . . . . per set	0	16	0

* The items marked thus * are not illustrated.

No.

Instrument Cabinets, *continued,*—



8054.

8054 **Cabinet for Eye Instruments,** to stand on shelf or table, fitted with stout plate-glass door, sides, back, top and bottom, with 2 plate-glass shelves,— £ s. d.

Brass throughout, 20 × 16 × 12 in. 17 10 0



8056.

8056 **Cabinet for Eye Instruments,** as made for the Ophthalmic Department, St. Thomas's Hospital, fitted with stout plate-glass doors, sides, back, top and bottom, 3 plate-glass shelves inside, and plate-glass shelf for bowls, etc., underneath, German silver hinges, handles and nickel-plated locks, superior finish throughout; on handsome ball-bearing, steel-cupped, rubber-tyred castors,—

White enamelled, 60 × 30 × 14 in. 31 0 0

No. **Instrument Cabinets,** *continued*,—

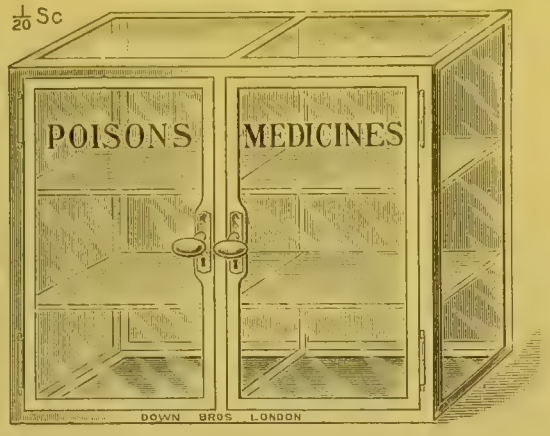

8056*a*.

8056*a* **Cabinet for Medicines, etc.,** to fix on strong brackets against wall or on shelf, fitted with stout glass doors, sides and top, partition down centre, 2 plate-glass shelves in each compartment, with German silver handles and nickel-plated locks,— £ *s.* *d.*

White enamelled, 30 × 36 × 10 in. 18 15 0
Labels engraved and filled in red . . . . . say, each 0 5 0

*8056*b* **Brackets,** to fix in brickwork, with cross-piece for supporting above . . . . . per set 0 16 0

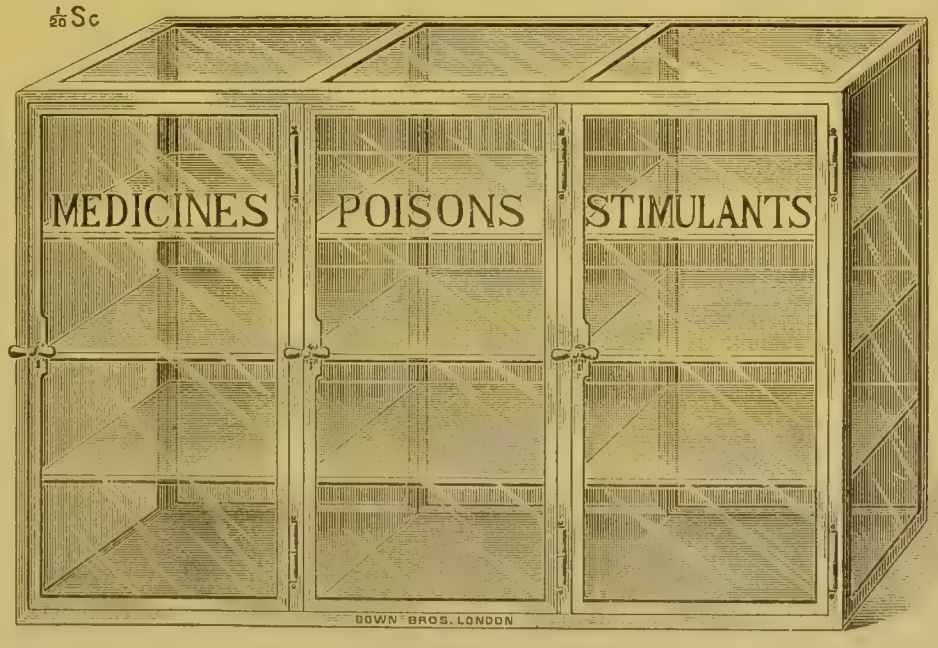

8057.

8057 **Cabinet for Medicines, etc.,** as made for the London Hospital, to fit on top of firm cupboard, with 3 stout plate-glass doors, fitted with quadrants, plate-glass sides and top, divided into 3 compartments, 3 plate-glass shelves in each compartment, German silver hinges and handles and nickel-plated locks, and eyelets at back to fix against wall, superior finish throughout,—

White enamelled, 72 × 46 × 10 in. 37 0 0
Labels engraved and filled in red . . . . say, each 0 5 0

* The items marked thus * are not illustrated.

No. **Instrument Cabinets, etc,** *continued,*—

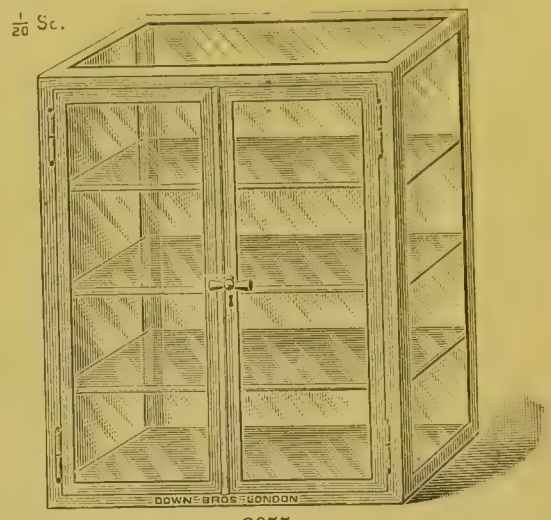

8055.

		£	s.	d.
8055	**Cabinet for Instruments,** to fix on strong brackets against wall or stand on shelf, fitted with stout glass doors, sides and top, and 3 plate-glass shelves, with German silver handle and nickel-plated lock,— White enamelled, 36 × 30 × 14 in.	17	5	0
*8055*a*	**Brackets,** to fix in brickwork, with cross-piece for supporting above . . . . . per set	0	18	0



8058.

8058	**Cabinet for Instruments,** to stand on floor, with stout glass door, sides, back and top, and fitted with 3 plate-glass shelves; with German silver handle and nickel-plated lock, on handsome nickel-plated, ball-bearing, steel-cupped, rubber-tyred castors,— White enamelled, 42 × 24 × 14 in.	20	0	0
*8058*a*	**Cabinet for Instruments,** to stand on floor as described above, but without castors,— White enamelled, 42 × 24 × 14 in.	16	0	0

* The items marked thus * are not illustrated.

No.

Instrument Cabinets, *continued*,—



8059.



8061.

		£	s.	d.
8059	**Cabinet for Instruments,** to stand on floor, fitted with 5 plate-glass shelves, stout glass door, sides, back and top, German silver handle and nickel-plated lock,—			
	White enamelled, 50 × 24 × 16 in.	17	10	0
8060*	**Cabinet for Instruments,** as described above,—			
	White enamelled, 60 × 30 × 16 in.	22	10	0
8061	**Cabinet for Instruments,** to stand on floor, fitted with 5 plate-glass shelves, stout glass door, sides, back and top, German silver handle and nickel-plated lock ; on handsome nickel-plated, ball-bearing, steel-cupped, rubber tyred castors,—			
	White enamelled, 50 × 24 × 16 in.	21	10	0
8062*	**Cabinet for Instruments,** on ball-bearing castors, as described above,—			
	White enamelled, 60 × 30 × 16 in.	26	10	0

* The items marked thus * are not illustrated.

No. **Instrument Cabinets,** *continued*,—



8063.

		£	s.	d.
8063	**Cabinet for Instruments,** with stout plate-glass door, sides, back, top, and bottom, fitted with 5 plate-glass shelves, superior finish throughout, German silver hinges, handle, lock-plate and nickelled locking bar; on handsome nickel-plated, ball-bearing, steel-cupped, rubber-tyred castors,—			
	White enamelled, 50 × 24 × 16 in.	23	10	0
	Solid German silver throughout	51	10	0
*8063*a*	**Cabinet for Instruments,** as described above,—			
	White enamelled, 60 × 30 × 16 in.	29	0	0
8064*	**Cabinet for Instruments,** as described above, but without the castors,—			
	White enamelled, 50 × 24 × 16 in.	19	10	0
	Solid German silver throughout	47	0	0
*8064*a*	**Cabinet for Instruments,** as described above, but without the castors,—			
	White enamelled, 60 × 30 × 16 in.	25	0	0

* The items marked thus * are not illustrated.

No.

Instrument Cabinets, *continued*,—



8064*b*.

No.		£	s.	d.
8064*b*	**Cabinet for Instruments**, with sloping top, stout plate-glass door, sides, back, top and bottom, fitted with 5 plate-glass shelves, German silver hinges, handle and lock plate, and nickel-plated locking bar; superior finish throughout; on handsome nickel-plated, ball-bearing, steel-cupped, rubber-tyred, castors,—			
	White enamelled $\frac{69}{60} \times 30 \times 16$	31	0	0

No. **Instrument Cabinets,** *continued*,—



8065.

£ s. d

8065 **Cabinet for Instruments,** "Belfast Model," as made for Royal Victoria Hospital, with stout plate-glass door, sides and top; fitted with 5 plate-glass shelves, superior finish throughout, German silver hinges, handle, lock-plate and nickelled locking bar, to lock at top, bottom, and in centre,—

White enamelled, 42 × 24 × 16 in. 17 10 0

8065*a* **Brackets** to fix in brickwork, with cross-piece for supporting cabinet . . . . . per set 1 0 0

No. **Instrument Cabinets,** *continued,*—



8066.

No.		£	s.	d.
8066	**Cabinet for Instruments,** to stand on floor, with stout glass doors, sides, back, top, and bottom, fitted with 3 plate-glass shelves; on handsome nickel-plated, ball-bearing, steel-cupped, rubber-tyred castors,—			
	White enamelled, 46 × 30 × 14 in.	24	15	0
8067*	**Cabinet for Instruments,** as described above, but without the castors,—			
	White enamelled, 46 × 30 × 14 in.	20	15	0

* The items marked thus * are not illustrated.

No. **Instrument Cabinets,** *continued,*—



8068.

No.		£	s.	d.
8068	**Cabinet for Instruments,** fitted with stout plate-glass doors, plate-glass sides, top and bottom, partition down centre, 6 plate-glass shelves in each compartment, German silver hinges and handles and nickel-plated locks, superior finish throughout,—			
	White enamelled, 70 × 39 × 18 in.	35	10	0

No.

Instrument Cabinets, *continued*,—



8070.

No.		£	s.	d.
8070	**Cabinet for Instruments**, fitted with stout plate-glass doors, plate-glass sides, top and bottom, partition down centre, 6 plate-glass shelves in each compartment, German silver hinges and handles and nickel-plated locks, superior finish throughout; on handsome nickel-plated, ball-bearing, steel-cupped, rubber-tyred castors,—			
	White enamelled, 70 × 39 × 18 in.	39	10	0

No.

Instrument Cabinets, *continued*,—



8072.

		£	s.	d.
8072	**Cabinet for Instruments,** with double stout plate-glass doors, plate-glass sides, back and top, partition down centre, fitted with 5 plate-glass shelves in each compartment; superior finish throughout; German silver hinges, handles, lock-plate and nickelled locking bars; on handsome nickel-plated, ball-bearing, steel-cupped, rubber-tyred castors,— White enamelled, 60 × 39 × 16 in.	37	10	0
	If without the castors, £4 less.			
8073*	**Cabinet for Instruments,** as described above, but built throughout of brass, 60 × 39 × 16 in.	84	0	0
*8073*a*	**Cabinet for Instruments,** as described above, but built throughout of German silver, 60 × 39 × 16 in. . . .	90	0	0

* The items marked thus * are not illustrated.

No.

Instrument Cabinets, *continued*,—



8073*b*

No.		£	s.	d.
8073*b*	**Cabinet for Instruments,** with sloping top (as made for Charing Cross Hospital), stout plate-glass doors, sides, back, top and bottom, partition down centre, fitted with 5 plate-glass shelves in each compartment, German silver hinges, handle and lock-plates, and nickelled locking-bar, superior finish throughout ; on handsome nickel-plated, ball-bearing, steel-cupped, rubber-tyred castors,—			
	White enamelled $\frac{6\,9}{6\,0} \times 40 \times 16$ in.	42	0	0
8073*c*	**Cabinet for Instruments,** as described above, but built throughout of German silver, $\frac{6\,9}{6\,0} \times 40 \times 16$ in. . . .	96	0	0

No. **Instrument Cabinets,** *continued*,—



8075.

No.		£	s.	d.
8075	**Cabinet for Instruments, etc.**, as made for the Birmingham General Hospital, divided into 2 compartments, with 2 stout plate-glass doors, plate-glass partition, sides, back, top and bottom, plate-glass shelves, as shown in illustration; with German silver hinges and handles and nickel-plated locks, superior finish throughout; fitted on handsome nickel-plated, ball-bearing, steel-cupped, rubber-tyred castors,—			
	White enamelled, 68 × 30 × 16 in.	35	0	0

No.

Instrument Cabinets, *continued*,—



8076.

		£	s.	d.
8076	**Cabinet for Instruments, etc.**, as made for the Sunderland Infirmary, divided into 4 compartments, with 4 stout plate-glass doors, plate-glass sides, back, top and bottom, plate-glass shelves, German silver hinges and handles, nickel-plated locks, superior finish throughout; fitted on handsome nickel-plated, ball-bearing, steel-cupped, rubber-tyred castors,—			
	White enamelled, 68 × 48 × 16 in.	53	0	0
8077*	**Cabinet for Instruments**, as described above, but without the castors,—			
	White enamelled, 68 × 48 × 16 in.	49	0	0

* The items marked thus * are not illustrated.

No. **Instrument Cabinets,** *continued,*—



8078.

£ s. d.

8078 **Cabinet for Instruments, etc.,** to stand on floor, with 3 stout plate-glass doors, fitted with quadrants, plate-glass sides, back, top and bottom, divided into 3 compartments, fitted with 6 plate-glass shelves in each compartment, German silver hinges and handles and nickel-plated locks, superior finish throughout,—

White enamelled, 5 ft. 10 in. × 5 ft. 10 in. × 18 in. . . . 56 0 0

No. **Instrument Cabinets,** *continued*,—

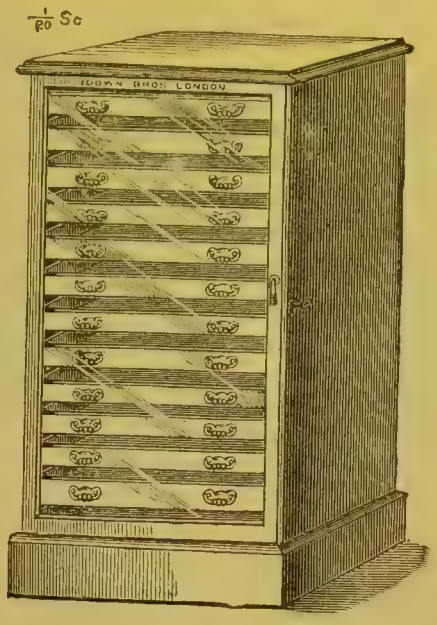

8079.

		£	s.	d.
8079	**Mahogany Cabinet for Instruments,** with plate-glass door, pull-out trays lined with blue cloth, which can be arranged at different heights,—			
	No. 1 with 6 trays, 24 × 18 × 18 in.	7	10	0
	No. 2 „ 9 „ 36 × 24 × 18 in.	9	10	0
	No. 3 „ 12 „ 48 × 24 × 18 in.	11	10	0

Accessories for Instrument Cabinets.



8080.

8080	**Hooks,** nickel plated, for slipping on the glass shelves of cabinets, for hanging bow forceps, etc. . . per doz.	1	10	0

No. **Accessories for Instrument Cabinets,** *continued,*—



30.

30 **Amputation Knife Boxes,** fitted with Down Bros.' lift-out Racks,—

	For short knives up to 6-in. blades.	For long knives up to 11-in. blades.
Metal, to hold 2 . . .	each 15/6	18/6
Ditto „ 3 . . .	„ 19/–	22/6
Ditto „ 4 . . .	„ 20/–	23/6
Ditto „ 5 . . .	„ 23/–	26/6
Ditto „ 6 . . .	„ 24/–	27/6

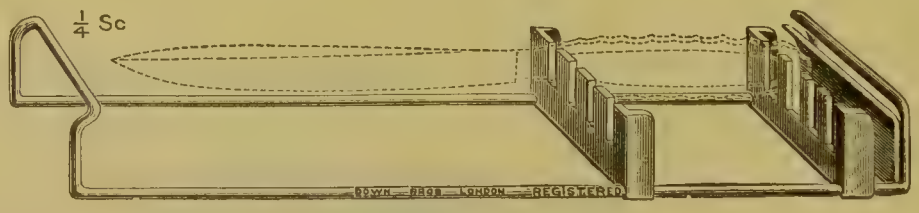

31.

		£	s.	d.
31	**Racks,** without Boxes, for amputation knives,— To hold 2, 6*s.* 6*d.*; 3, 7*s.* 6*d.*; 4, 8*s.* 6*d.*; 5, 9*s.* 6*d.*; 6 . .	0	10	6

These racks can be made of any size to suit any form of knives or other instruments, and offer a convenient method of keeping instruments in glass cabinets.

The racks are also made to fit inside glass boxes (shown on page 2148). This arrangement is very suitable for use with knives.

No. **Accessories for Instrument Cabinets,** *continued*,—

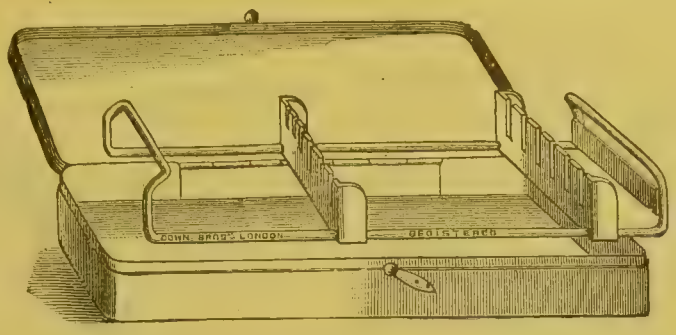

261.

		£	s.	d.
261	**Scalpel Boxes,** metal, with Down Bros.' lift-out Racks,—			
	To contain 2 . each, 6*s.* 6*d.* ; 4, 6*s.* 9*d.* ; 6, 7*s.* ; 12	0	10	0
259*	Ditto, with fixed racks, to hold 2, each, 5*s.* 6*d.* ; 4, 5*s.* 9*d.* ; 6, 6*s.* ; 12	0	8	6
262*	**Racks,** without boxes, to hold 4 . each, 3*s.* ; 6, 3*s.* 6*d.* ; 12	0	4	6

These racks can be made of any size to suit any form of knives or other instruments, and offer a convenient method of keeping instruments in the aseptic glass cabinets.

The knife racks are also made to fit inside glass boxes (shown on pages 2148–2149). This arrangement is very suitable for use in instrument cabinets.

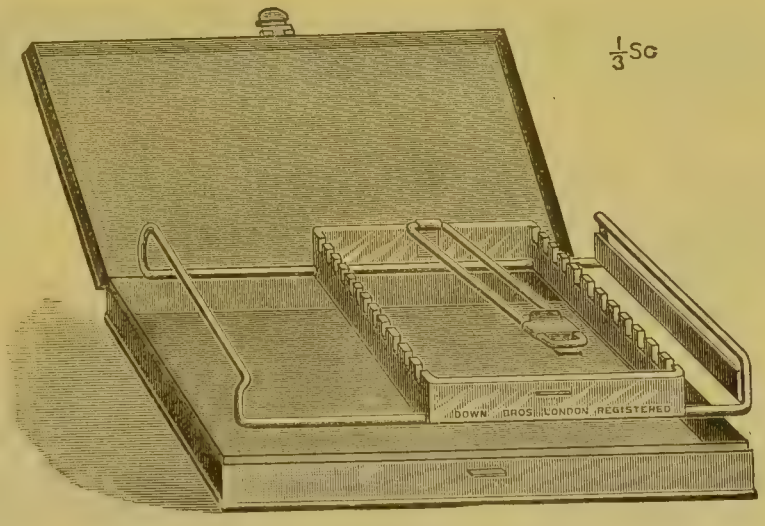

2216.

2216	**Eye Instrument Boxes,** metal, with Down Bros.' lift-out Racks, and clamping bar to prevent knives shifting position, to hold 4 . . . . . each, 9*s.* 6*d.* ; 6, 11*s.* ; 12	0	15	6
2217*	Ditto, ditto, with fixed racks, to hold 4, each, 7*s.* 6*d.* ; 6, 9*s.* ; 12	0	13	6
2218*	**Racks,** without clamping bars, to hold 6 . each, 3*s.* 6*d.* ; 12	0	4	6
2219*	**Racks,** with clamping bars, without boxes, to hold 4, each, 5*s.* ; 6, 5*s.* 6*d.* ; 12	0	6	6

* The items marked thus * are not illustrated.

No. **Accessories for Instrument Cabinets,** *continued*,—



8082.

8082 **Rack for Amputation Knives,** nickel plated,— £ s. d
To hold 1 dozen . . . . . each 1 2 (



8083.

8083 **Rack for Scalpels and Bistouries,** nickel plated,—
To hold 4 dozen . . . . . each 1 5 (

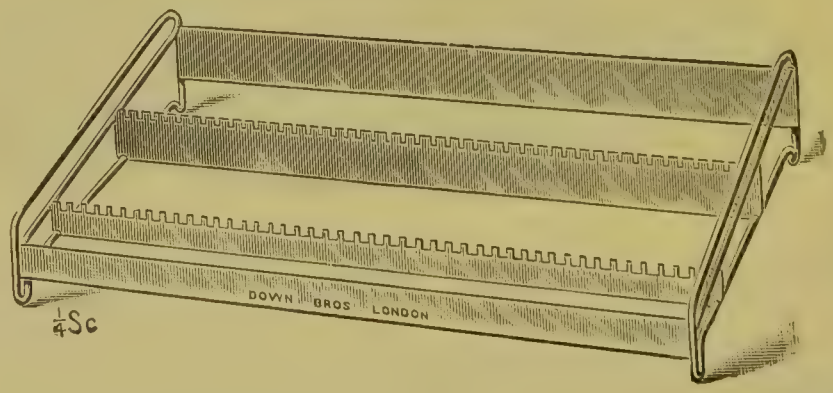

8084.

8084 **Rack for Eye Instruments,** nickel plated, as made for Ophthalmic Department, St. Thomas's Hospital, etc., to take 45 Instruments —25 knives and 20 needles . . 1 4

No.

Accessories for Instrument Cabinets, *continued*,—



8085.

		£	s.	d.
8085	**Rack for Sounds, etc.**, nickel plated,—			
	To take 12 Instruments . . . . each	0	8	6



8086.



8086*a*.

8086	**Chair**, for waiting-room or ward use,—			
	White enamelled . . . . each	1	18	0
8086*a*	**Chair, with Head-rest**, for examinations, etc.,—			
	White enamelled, with nickel-plated rest . . . „	3	5	6

No.

Aseptic Stands for Operation Coats, etc.



8087.

No.		£	s.	d.
8087	**Coat Stand,** for ante-room, with nickel-plated top rail and hooks, fitted on ball-bearing, steel-cupped, rubber-tyred castors,— White enamelled	9	10	0
8088*	**Coat Stand,** as described above, but fitted on gun-metal feet . If made with 12 hooks,—i.e. 6 on each side, 18s. extra.	8	0	0

* The items marked thus * are not illustrated.

No.



8089.



8090*a*.

		£	*s.*	*d.*
8089	**Console,** to stand, or hang on wall, with 2 plate-glass shelves, 24 × 5 in., nickel plated . . . . . each	2	3	6
8090*	**Console,** as described above, with 2 plate-glass shelves, 30 × 7 in., nickel plated . . . . . each	2	13	6
8090*a*	**Console,** to hang on wall, with 3 plate-glass shelves, 24 × 5½ ins., nickel plated	2	2	0



8091.

8091	**Foot Stool,** metal, for use in operation theatre, tinned top and white enamelled legs	1	10	0
	With rubber-shod feet	1	14	0



8092.

8092	**Glass Plate,** with bevelled edges, to screw against wall for patient's head to rest against, intended especially for the Throat Department of hospitals or consulting-room of specialists, 20 × 18 in. . . . . each	0	10	6

If silvered, 2*s.* extra.

* The items marked thus * are not illustrated.

No.

Aseptic Mirrors for Operation Theatres, etc.

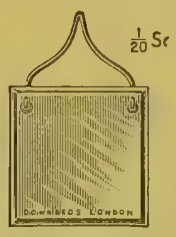

8093.

£ s. d.

8093 **Mirror,** with bevelled edges and suspension wire, for use in operation theatre or ante-room, as made for East London Children's Hospital, Shadwell, 12 × 12 in. 0 17 6

Nickel-plated knob, to fix in brickwork, for suspending same, each, 2*s.* 3*d.*

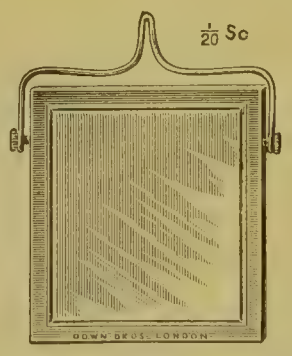

8094.

8094 **Mirror,** with bevelled edges, nickel-plated frame and suspension wire, for use in operation theatre, etc., 20 × 18 in. . . . 3 5 0

Nickel-plated knob, to fix in brickwork, for suspending same, each, 2*s.* 3*d.*

No.

Down Bros.' Patent "Guy's Pattern" Aseptic Tables.

These Tables are made entirely of rounded bars, the joints are firmly brazed, showing no projection and leaving no interstice; the bars supporting the glass shelves are depressed at the ends where they meet the uprights so as to leave no corner in which dirt or fluid might collect, a common objection to most so-called "aseptic tables."

More than one thousand of these Tables have now been supplied and they have met with universal approval at Hospitals both at home and abroad. They are now largely in use at the London, St. Thomas's, St. Bartholomew's, and Guy's Hospitals, etc.



8100.

		£	s.	d.
8100	**Glass Table** (Down Bros.' patent), Dr. Frankel's, for "out-patient" department or consulting-room use, particularly suitable for Throat and Nose Surgery; with 3 plate-glass shelves and 2 glass drawers, fitted with large, ball-bearing, steel-cupped, rubber-tyred castors,—			
	White enamelled, 24 × 20 × 32 in.	9	6	0
8101*	**Glass Table**, as described above, but fitted on cone-bearing, rubber-tyred castors	8	10	0

The Glass Plate No. 8092 is a useful adjunct to this table.

* The items marked thus * are not illustrated.

No.

Down Bros.' Patent "Guy's Pattern" Aseptic Tables, *continued,*—



8102.



8103.

		£	s.	d.
8102	**Glass Table,** the "Guy's pattern" (Down Bros.' patent), small size, for theatre or ward use, with 2 plate-glass shelves, fitted with large ball-bearing, steel-cupped, rubber-tyred castors,—			
	White enamelled, 18 × 18 in.	5	8	0
	German silver polished, 18 × 18 in.	10	18	0
	Ditto, nickel-plated matte, 18 × 18 in.	11	6	0
	Phosphor bronze	9	0	0
8103	**Glass Table,** same as above, but fitted with cone-bearing, rubber-tyred castors,—			
	White enamelled, 18 × 18 in.	4	12	0

No.

Down Bros.' Patent "Guy's Pattern" Aseptic Tables, *continued*,—



8104.



8105.

		£	s.	d.
8104	**Glass Table,** the "Guy's pattern" (Down Bros.' patent), for theatre or ward use, with 2 plate-glass shelves, fitted with large ball-bearing, steel-cupped, rubber-tyred castors,—			
	White enamelled, 21 × 18 in.	5	10	0
8105	**Glass Table,** the "Guy's pattern" (Down Bros.' patent), for theatre or ward use, with 2 plate-glass shelves, fitted with cone-bearing, rubber-tyred castors,—			
	White enamelled, 21 × 18 in.	4	14	0



8106.



8107.

8106	**Glass Table,** the "Guy's pattern" (Down Bros.' patent), for theatre or ward use, with 2 plate-glass shelves, fitted with large ball-bearing, steel-cupped, rubber-tyred castors,—			
	White enamelled, 24 × 18 in.	5	12	0
8107	**Glass Table,** the "Guy's pattern" (Down Bros.' patent), for theatre or ward use, with 2 plate-glass shelves fitted with cone-bearing, rubber-tyred castors,—			
	White enamelled, 24 × 18 in.	4	16	0

No. **Down Bros.' Patent "Guy's Pattern" Aseptic Tables,** *continued*,—



8108.



8109.

		£	s.	d.
8108	**Glass Table,** the "Guy's pattern" (Down Bros.' patent), medium size, for theatre or ward use, with 2 plate-glass shelves, fitted with large ball-bearing, steel-cupped, rubber-tyred castors,—			
	White enamelled, 27 × 18 in.	5	14	0
	German silver, polished, 27 × 18 in.	11	8	0
	Ditto, nickel-plated matte, 27 × 18 in.	11	17	0
	Phosphor bronze	9	9	0
8109	**Glass Table,** same as above, but fitted with cone-bearing, rubber-tyred castors,—			
	White enamelled, 27 × 18 in.	4	18	0



8110.

8110	**Glass Table,** the "Guy's pattern" (Down Bros.' patent), with 2 plate-glass shelves, same as previously described, but fitted with large ball-bearing, steel-cupped, rubber-tyred castors,—			
	White enamelled, 36 × 18 in.	5	18	0
	Ditto, 32 × 20 in.	5	19	0
	German silver polished, 36 × 18 in.	11	18	0
	Ditto, nickel-plated matte, 36 × 18 in.	12	8	0
	Phosphor bronze, 36 × 18 in.	9	18	0

No.

Down Bros.' Patent "Guy's Pattern" Aseptic Tables, *continued*,—



8111.

		£	s.	d.
8111	**Glass Table,** the "Guy's pattern" (Down Bros.' patent), for theatre or ward use, with 2 plate-glass shelves, fitted with cone-bearing, rubber-tyred castors,—			
	White enamelled, 36 × 18 in.	5	2	0
	Ditto, 32 × 20 in.	5	3	0

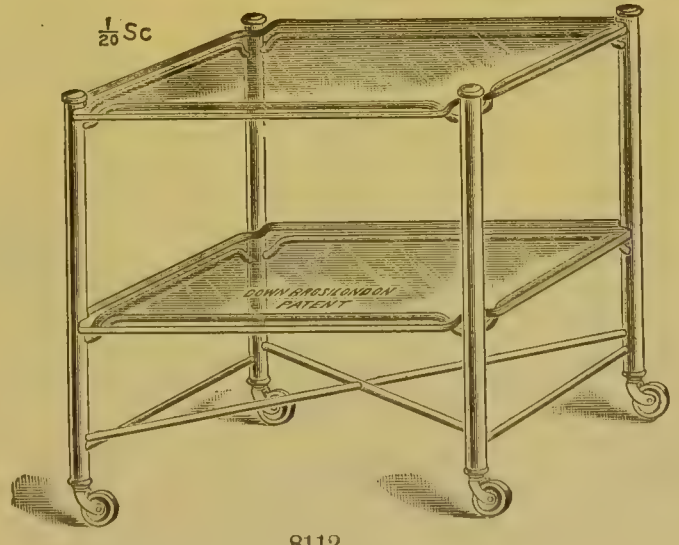

8112.

		£	s.	d.
8112	**Glass Table,** the "Guy's pattern" (Down Bros.' patent), large size, for theatre or ward use, with 2 extra stout plate-glass shelves, fitted with large ball-bearing, steel-cupped, rubber-tyred castors,—			
	White enamelled, 36 × 24 in.	8	16	0

No. **Down Bros.' Patent "Guy's Pattern" Aseptic Tables,** *continued*,–



8113.



8114.

		£	s.	d.
8113	**Glass Table,** the "Guy's pattern" (Down Bros.' patent), with 2 plate-glass shelves and German silver rail to prevent bottles slipping off, designed for an anæsthetist's table for operation theatre; fitted with large ball-bearing, steel-cupped, rubber-tyred castors,—			
	White enamelled . . . 16 × 16 in., £6; 18 × 18 in.	6	10	0
	German silver, polished	12	0	0
	Ditto, nickel-plated matte	12	8	0
8114	**Glass Table,** same as above, but fitted with cone-bearing, rubber-tyred castors,—			
	White enamelled . . . 16 × 16 in., £5 4s.; 18 × 18 in.	5	14	0



8115.



8116.

8115	**Glass Table,** the "Guy's pattern" (Down Bros.' patent), with 2 plate-glass shelves and German silver rail to prevent bottles slipping off; fitted with large ball-bearing, steel-cupped, rubber-tyred castors,—			
	White enamelled, 27 × 18 in.	6	18	0
8116	**Glass Table,** same as above, but fitted with cone-bearing, rubber-tyred castors,—			
	White enamelled, 27 × 18 in.	6	2	0

No. **Down Bros.' Patent "Guy's Pattern" Aseptic Tables,** *continued,—*



8117.

£ s. d.

8117 **Glass Table,** the "Guy's pattern" (Down Bros.' patent), with 2 plate-glass shelves and German silver rail round to prevent bottles slipping off; fitted with large ball-bearing, steel-cupped, rubber-tyred castors,—

White enamelled, 36 × 18 in. 7 4 0



8118.

8118 **Glass Table,** same as above, but fitted with cone-bearing, rubber-tyred castors,—

White enamelled, 36 × 18 in. 6 8 0

No. **Down Bros.' Patent "Guy's Pattern" Aseptic Tables,** *continued,*—

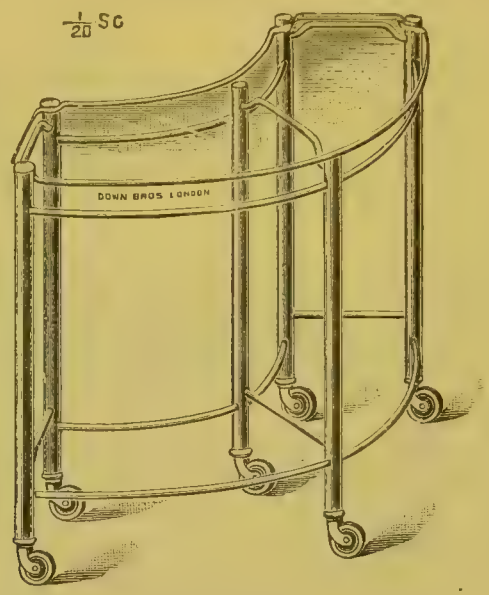

8119.

		£	s.	d
8119	**Glass Table** (Down Bros.' patent), curved, for theatre use, to surround operator, with plate glass shelf; fitted with large ball-bearing, steel-cupped, rubber-tyred castors,—			
	White enamelled	8	19	0
	German silver, polished	15	5	0
	Ditto, nickel-plated matte	15	18	0



8120.

		£	s.	d
8120	**Glass Table,** curved (Down Bros.' patent), as described above, but fitted with cone-bearing, rubber-tyred castors,—			
	White enamelled	7	15	0

No. **Down Bros.' Patent "Guy's Pattern" Aseptic Tables,** *continued*,—

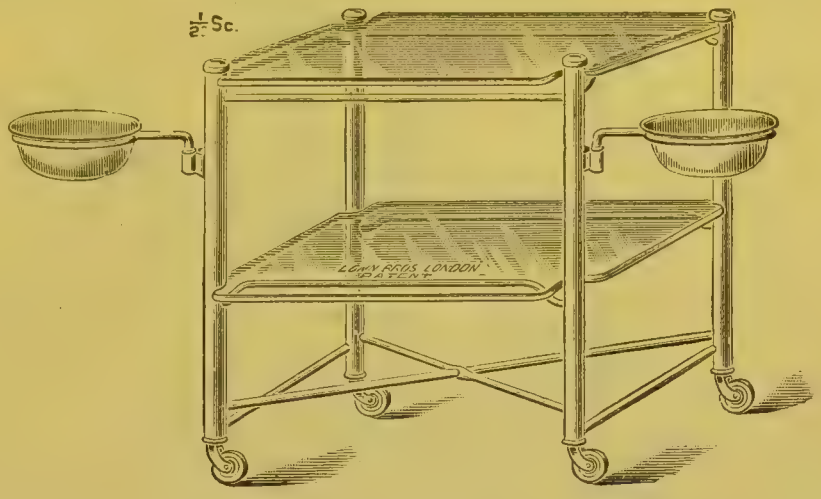

8121

£ s. d.

8121 **Glass Table,** the "Guy's pattern" (Down Bros.' patent), with 2 plate-glass shelves, and 2 10-in. enamelled iron basins on swinging arms, for ward use; fitted with large ball-bearing, steel-cupped, rubber-tyred castors,—

White enamelled, 32 × 20 in. 7 4 0



8121*a*.

8121*a* **Glass Table,** the "Umballa" (Down Bros.' patent), with 2 plate-glass shelves, German silver guard rail, with cross bar to protect reservoirs, 2 10-in. enamelled iron swing basins on swinging arms; fitted with large ball-bearing, steel-cupped, rubber-tyred castors,—

White enamelled, 24 × 20 in. 8 10 0

No.

Down Bros.' Patent "Guy's Pattern" Aseptic Tables, *continued,*—

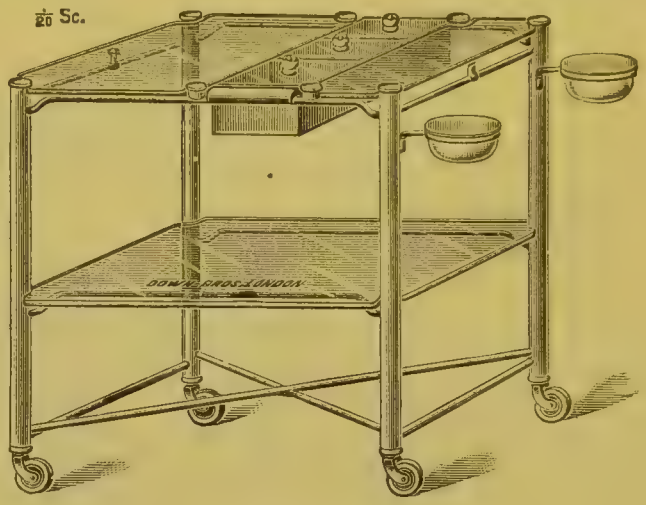

8122.

£ s. d.

8122 **Glass Table,** the "Lydia" (Down Bros.' patent), suggested by Sister Lydia, of Guy's Hospital; for ward use, fitted with plate-glass shelves, 3 glass boxes for dressings (the glass boxes fit into a partitioned metal tray), and 2 bowls for solutions; on large ball-bearing, steel-cupped, rubber-tyred castors,—

White enamelled, 32 × 20 in. 11 2 0

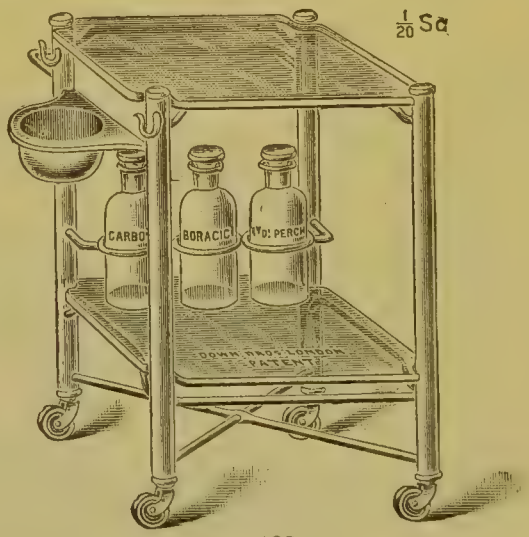

8123.

8123 **Glass Table,** "The Newport" (Down Bros.' patent), with 2 plate-glass shelves, mackintosh rail, 2 hooks for towels, basin, and 3 rings for bottles; fitted on large ball-bearing, steel-cupped, rubber-tyred castors, as made for the Newport and Monmouth Hospital,—

White enamelled, 24 × 20 in.	12	14	0
German silver polished, 24 × 20 in.	18	14	0
Bottles for same, 2 quart, English glass . . . . each	0	3	9
Labels, engraved and filled in red . . . . each, say	0	1	6

No. **Down Bros.' Patent "Guy's Pattern" Aseptic Tables,** *continued*,—

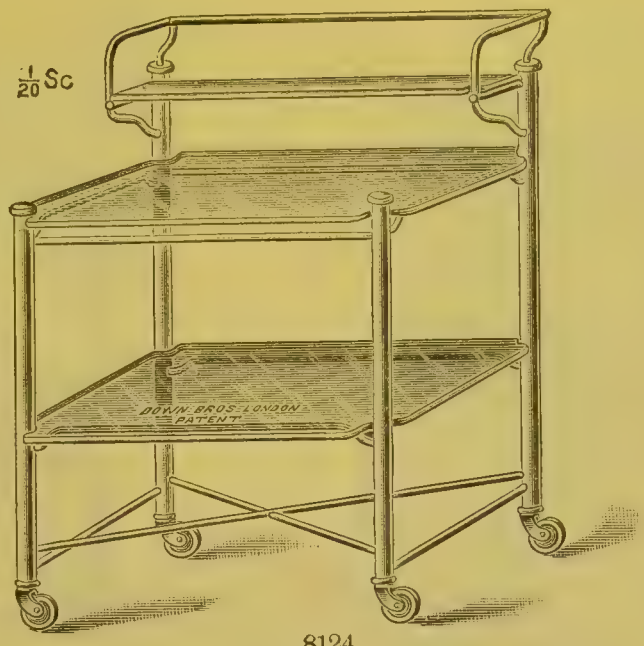

8124.

		£	s.	d.
8124	**Glass Table,** "The Shadwell" (Down Bros.' patent), with 2 plate-glass shelves and upper shelf for Reservoirs, with German silver guard rail; fitted on ball-bearing, steel-cupped, rubber-tyred castors,—			
	White enamelled, 32 × 20 in. (the shelf 32 × 7 in.) . . .	9	5	0



8124*a*.

8124*a*	**India-Rubber Mats,** for placing under hot vessels, on glass tables, etc. . . . . per dozen, 6-in., 27*s*.; 8½-in.	2	4	0

No. **Down Bros.' Patent "Guy's Pattern" Aseptic Tables,** *continued*,—



8124*b*.



8124*c*.

£ *s.* *d.*

8124*b* **Glass Table** (Down Bros.' patent) for anæsthetist's use, as made for the Royal Naval Hospital, Plymouth, plate-glass shelf on top, with German silver guard-rail and metal lift-out tray with partitions for bottles, etc., glass cupboard under for inhalers, and hooks for hanging inhaler bags; fitted with large ball-bearing, steel-cupped, rubber-tyred ca-tors,—

White enamelled, 18 × 18 in. 12 6 0

8124*c* **Glass Table** (Down Bros.' patent) for anæsthetist's use, as made for Charing Cross Hospital, plate-glass shelf on top, with German silver guard-rail and metal lift-out tray with partitions for bottles, etc., glass partitioned cupboard under for inhalers, hooks for hanging inhaler bags, and arrangement for carrying oxygen cylinder; fitted on two large ball-bearing, steel-cupped, rubber-tyred castors, and handles for wheeling about,—

White enamelled, 18 × 18 in. 14 5 0

No. **Down Bros.' Patent "Guy's Pattern" Aseptic Tables,** *continued*,—



8125.

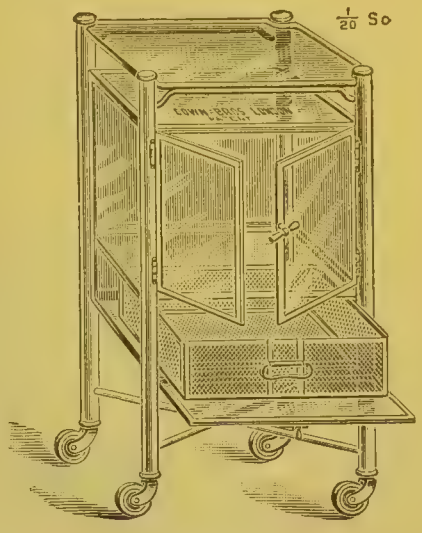

8127.

		£	s.	d.
8125	**Glass Table and Cupboard,** with German silver rail to prevent bottles slipping off, designed as an anæsthetist's table for operation theatre; the cupboard serves to store Inhalers, etc., ready for immediate use. Fitted with ball-bearing, steel-cupped, rubber-tyred castors, as made for the Seamen's Hospital, Greenwich,—			
8126*	White enamelled, 18 × 18 in.	13	10	0
	Glass Table and Cupboard, same as above, but fitted on cone-bearing, rubber-tyred castors,—			
8127	White enamelled	12	14	0
	Glass Table, with Cupboard, etc. (Down Bros.' patent), with plate-glass shelf on top, cupboard under, and compartment with pull-out wire tray; fitted with ball-bearing, steel-cupped, rubber-tyred castors, as made for the Bristol Eye Hospital,—			
	White enamelled, 20 × 18 in.	22	15	0
	Brass polished, 20 × 18 in.	35	10	0

* The items marked thus * are not illustrated.

No.

Marble Tables for Sterilizers, Etc.



8130.

No.		£	s.	d.
8130	**Marble Table for Sterilizers, etc.,** with plate-glass shelf underneath, fitted with 2 gun-metal feet and 2 ball-bearing, steel-cupped, rubber-tyred castors, so that it may be easily wheeled from theatre by raising one end; as made for St. George's Hospital,—			
	White enamelled, 36 × 18 in.	5	10	0
8131*	**Marble Table,** as described above, but with 4 gun-metal feet,—			
	White enamelled, 36 × 18 in.	4	15	0

It is recommended to have a metal plate with air space under to place between the Sterilizer and the marble (see page 2056).

* The items marked thus * are not illustrated.

No.

Marble Tables for Sterilizers, etc., *continued,—*

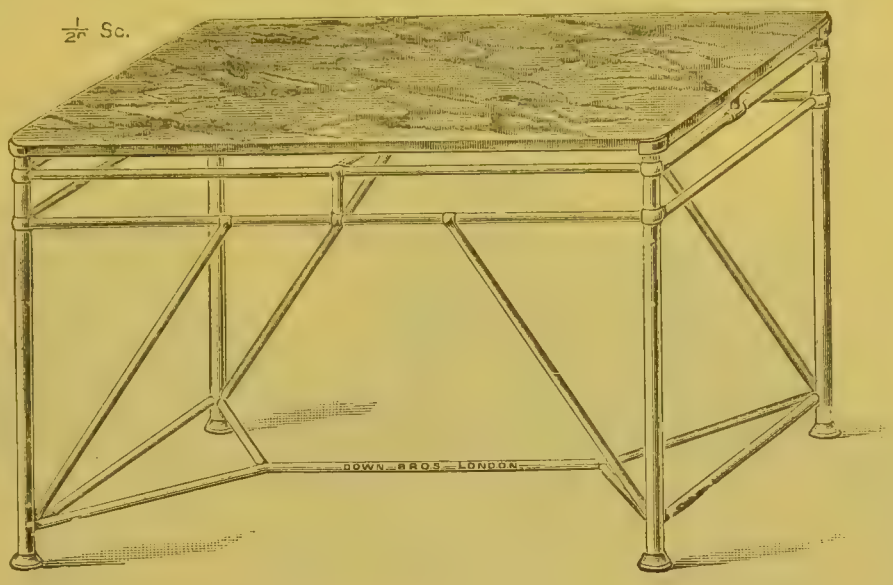

8132.

£ s. d.

8132 **Marble Table, for Sterilizers, etc.,** fitted with gun-metal feet, without castors,—
White enamelled,—
36 × 24 in., £9; 48 × 24 in., £9 14*s.*; 54 × 24 in., £10 12*s.*;
72 × 24 in. 12 18 0

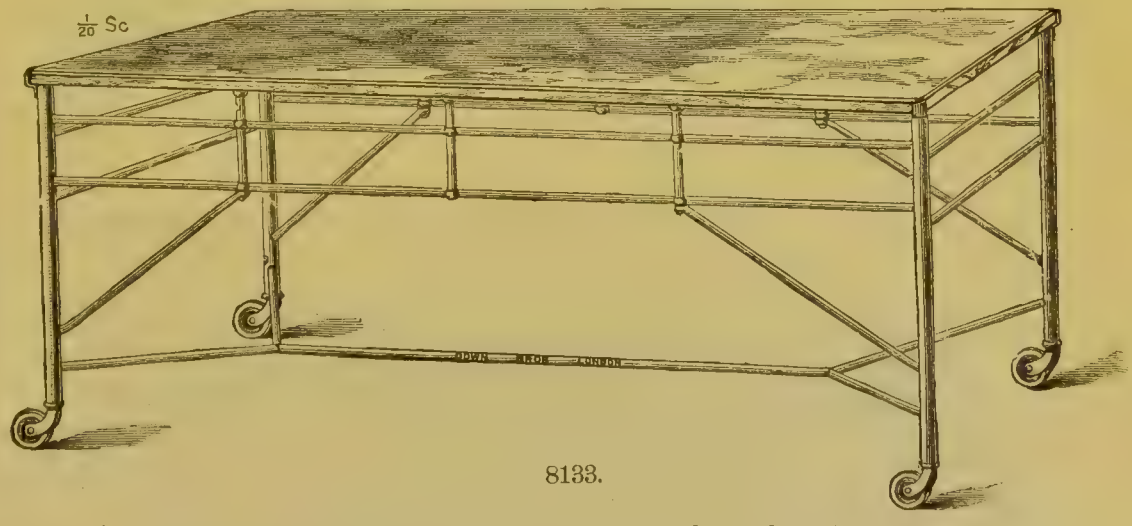

8133.

8133 **Marble Table, for Sterilizers, etc.,** same as above, but fitted with large ball-bearing, steel-cupped, rubber-tyred castors,—
White enamelled,—
36 × 24 in., £10 10*s.*; 48 × 24 in., £11 4*s.*; 54 × 24 in., £12 2*s.*;
72 × 24 in. 14 8 0

It is recommended to have a metal plate with air space under to place between the gas burner of sterilizer and the marble (see next page).

Marble Tables for Sterilizers, etc., *continued*,—

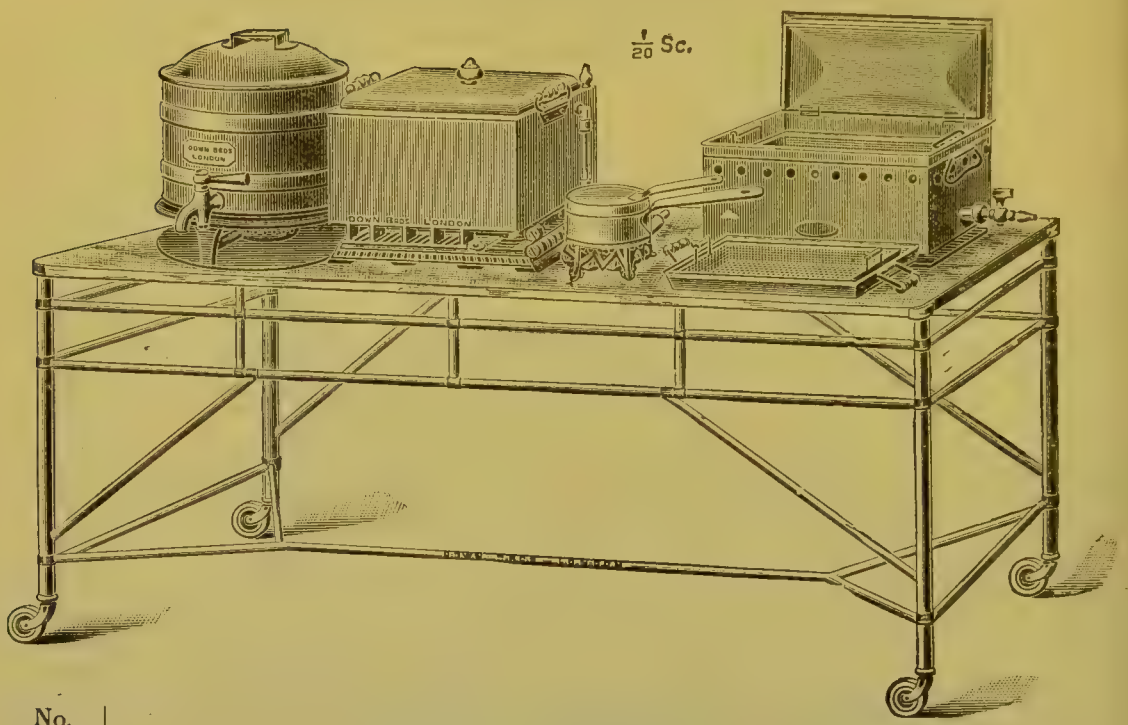

No.		£	s.	d.
	Marble Table, for Sterilizers, etc., showing apparatus *in situ*.			
	This table (72 × 24 in.) is intended to carry large size instrument sterilizer, circular copper vessel for sterilizing ligatures, etc., water boiler and towel warmer, and the necessary gas burners appertaining to same.			
8134*	**Metal Plate,** tinned, to place under Instrument Sterilizer . each	0	7	6
8135*	Ditto, copper, polished . . . . . „	1	8	0
	It is recommended to use a metal plate with air space under between the gas burner of sterilizer and the marble.			

* The items marked thus * are not illustrated.

No. **Tables and Shelves for Sterilizers, etc.,** *continued,*—



8135*a*

		£	s.	d.
8135*a*	**Triangular Table with polished Metal Top,** to take 3 No. 2 Schimmelbusch's kettles, as made for the Royal Victoria Hospital, Belfast, white enamelled, on nickel-plated gun-metal feet	4	18	0
	If fitted on cone-bearing, rubber-tyred castors	5	4	0
	If fitted on steel-cupped, rubber-tyred, ball-bearing castors .	5	16	0

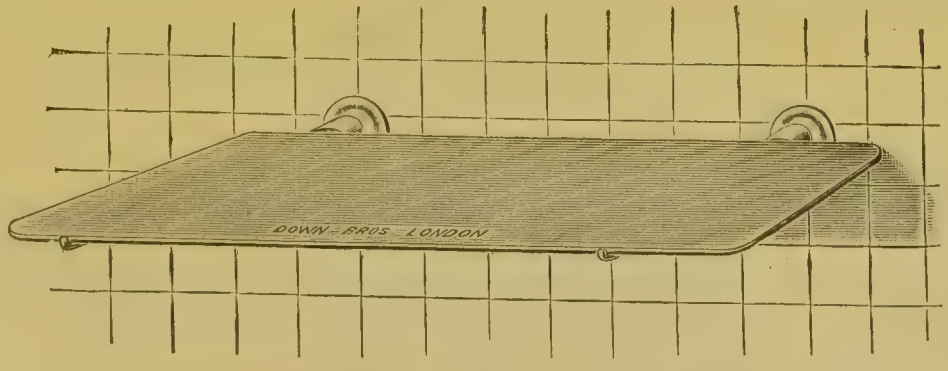

8135*b*.

8135*b*	**Metal Shelf for Sterilizers** (aluminium and nickel alloy), size 60 × 20 in..	5	10	0
*8135*c*	**Enamelled Iron Brackets** to support same . . per pair	0	16	0

Shelves of any size can be prepared to order.

* The items marked thus * are not illustrated.

No.

Instrument Stands.



8136.



8138.

		£	s.	d.
8136	**The "Mackintosh" Instrument Stand,** suggested by Dr. Mackintosh, of the Western Infirmary, Glasgow, with 2 earthenware trays (16 × 12) for Instruments; fitted on ball-bearing, steel-cupped, rubber-tyred castors,—			
	White enamelled	8	5	0
8137*	**The "Mackintosh" Instrument Stand,** as described above, but fitted on cone-bearing, rubber-tyred castors,—			
	White enamelled	7	13	0
8138	**The "Mackintosh" Eye Instrument Stand,** suggested by Dr. Mackintosh, of the Western Infirmary, Glasgow, fitted with 2 small earthenware trays (11 × 9 in.) for Eye Instruments; fitted on ball-bearing, steel-cupped, rubber-tyred castors,—			
	White enamelled	7	1	0
8139*	**The "Mackintosh" Eye Instrument Stand,** as described above, but fitted with cone-bearing, rubber-tyred castors,—			
	White enamelled	6	9	0

* The items marked thus * are not illustrated.

No.

Instrument Stands, etc., *continued*,—



8140.



8142.

		£	s.	d.
8140	**Instrument Stand,** with plate-glass top, to raise and lower (for standing or sitting), for operation theatre, fitted with rubber-tyred castors,—			
	White enamelled	6	16	0
8141*	**Instrument Stand,** to raise and lower, as described above, but fitted with 3 ball-bearing, steel-cupped, rubber-tyred castors,—			
	White enamelled	7	8	0
8142	**Instrument Stand,** with plate-glass top, for operation theatre, to raise and lower (for sitting or standing), improved pattern, with sheathed screw, as made for St. Thomas's Hospital; fitted with ball-bearing, steel-cupped, rubber-tyred castors,—			
	White enamelled base and nickel-plated stem	9	18	0



8143.

8143	**Instrument Table** (Down Bros.' patent), with plate-glass shelf and double German silver rail, to take earthenware tray, as made for the London Hospital; fitted on large ball-bearing, steel-cupped, rubber-tyred castors,—			
	White enamelled, 20 × 18 in. × 30 in. high	6	18	0

* The items marked thus * are not illustrated.

No.



8144.



8146.

		£	s.	d.
8144	**Instrument Trough Stand,** with earthenware tray, 16 × 12 in., on top, and metal trays underneath; fitted with ball-bearing, steel-cupped, rubber-tyred castors,— White enamelled	7	10	0
8145*	**Instrument Trough Stand,** as described above, but fitted with cone-bearing, rubber-tyred castors	6	14	0
8146	**Instrument Trough Stand,** with earthenware tray, 20 × 16 in., on top, and metal trays underneath; fitted with ball-bearing, steel-cupped, rubber-tyred castors,— White enamelled	8	14	0
8147*	**Instrument Trough Stand,** as described above, but fitted with cone-bearing, rubber-tyred castors	7	18	0



8148.

8148	**Instrument Trough Stand,** with earthenware tray, 20 × 16 in., on top, and metal tray with draw-off tap underneath; fitted on ball-bearing, steel-cupped, rubber-tyred castors,— White enamelled	7	6	0
8149*	**Instrument Trough Stand,** as described above, but fitted on cone-bearing, rubber-tyred castors	6	10	0

* The items marked thus * are not illustrated.

No.

Aseptic Wall Stands

For Bowls, Bottles, Dressing Trays, etc.

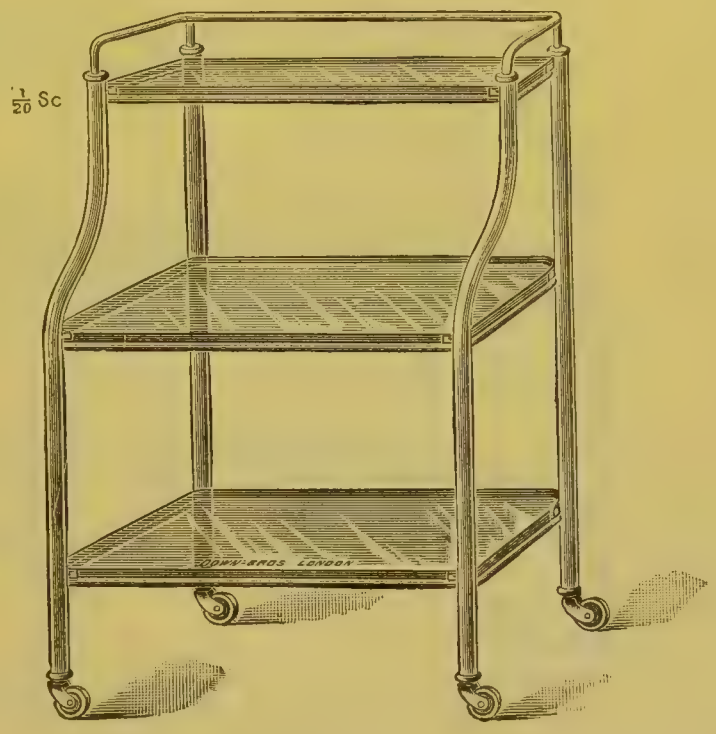

8150.

		£	s.	d
8150	**Wall Stand**, with 2 stout plate-glass shelves 36 × 18 in., and 1 plate-glass shelf 36 × 9 in., the upper shelf fitted with German silver guard-rail; fitted on ball-bearing, steel-cupped, rubber-tyred castors	9	10	0
8151*	**Wall Stand**, same as above, but fitted on gun-metal feet in place of castors	8	0	0

* The items marked thus * are not illustrated.

No.

Wall Stands, *continued*,—

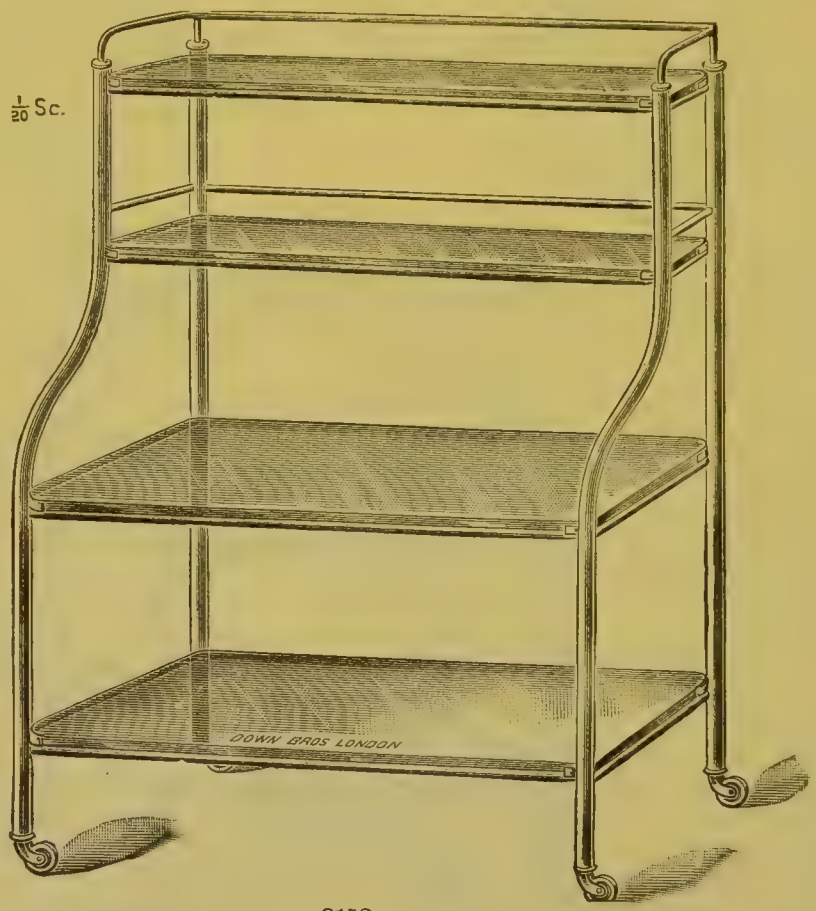

8152.

No.		£	s.	d.
8152	**Wall Stand,** with 2 stout plate-glass shelves 45 × 20 in., and 2 plate-glass shelves 45 × 9 in., the upper shelves fitted with German silver guard-rails; on ball-bearing, steel-cupped, rubber-tyred castors,—			
	White enamelled	16	16	0
	If made of German silver throughout, polished, £13 extra.			
8153*	**Wall Stand,** same as above, but fitted on gun-metal feet in place of castors	15	6	0

* The items marked thus * are not illustrated.

No.

Wall Stands, *continued*,—

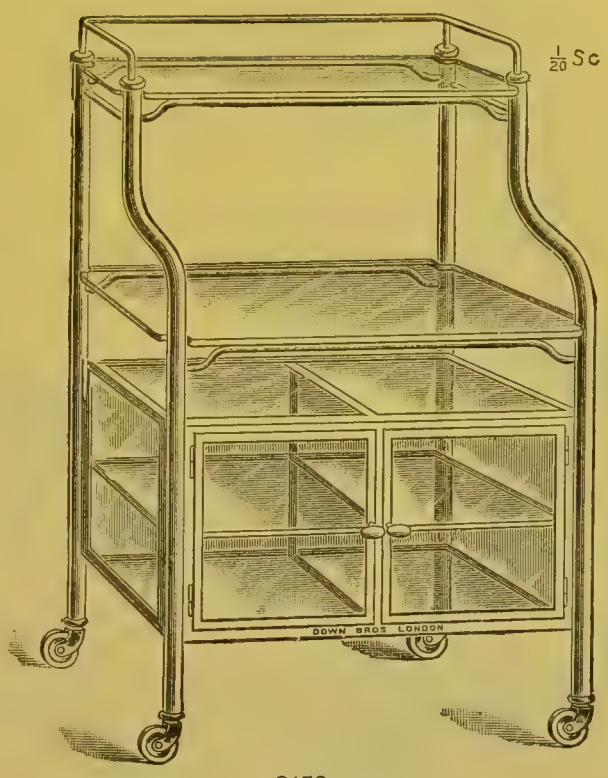

8153*a*.

		£	*s.*	*d.*
8153*a*	**Wall Stand and Cabinet combined** (Down Bros.' patent), with 1 plate-glass shelf 36 × 18 in., and 1 plate-glass shelf 36 × 9 in., fitted with German silver guard-rail, Cabinet under with central partition, and 1 plate-glass shelf in each compartment; fitted on large ball-bearing, steel-cupped, rubber-tyred castors,—			
	White enamelled	21	0	0

No.

Down Bros.' New Model Irrigators.



8154.

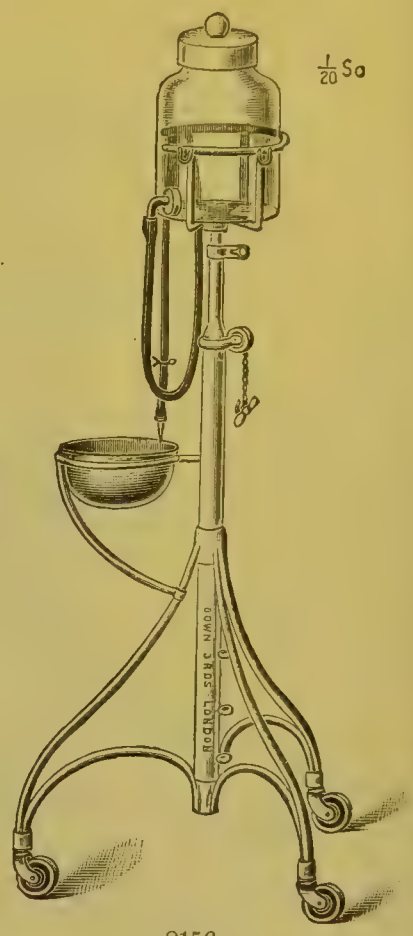

8156.

		£	s.	d.
8154	**Irrigator,** for operation theatre, etc., at fixed height, with basin to receive tubing and nozzle; fitted on ball-bearing, steel-cupped, rubber-tyred castors; complete with reservoir, 8 feet I.R. tubing, glass nozzle, and spring clip,—			
	White enamelled	7	10	0
	Spare Reservoirs for same, English make, 2½ gallons capacity, 17*s.* 6*d.* each.			
8155*	**Irrigator,** for operation theatre, etc., at fixed height, as described above, but with cone-bearing, rubber-tyred castors . .	6	18	0
8156	**Irrigator,** for operation theatre, to raise and lower; at lowest point reservoir is 4 ft. 6 in. from ground, thus allowing easy access for filling, cleansing, etc., with basin to receive tubing and nozzle; fitted on ball-bearing, steel-cupped, rubber-tyred castors; complete with reservoir, 8 feet I.R. tubing, glass nozzle, and spring clip,—			
	White enamelled	9	15	0
	Spare Reservoirs for same, English make, 2½ gallons capacity, 17*s.* 6*d.* each.			

* The items marked thus * are not illustrated.

No.

Irrigators, *continued,*—

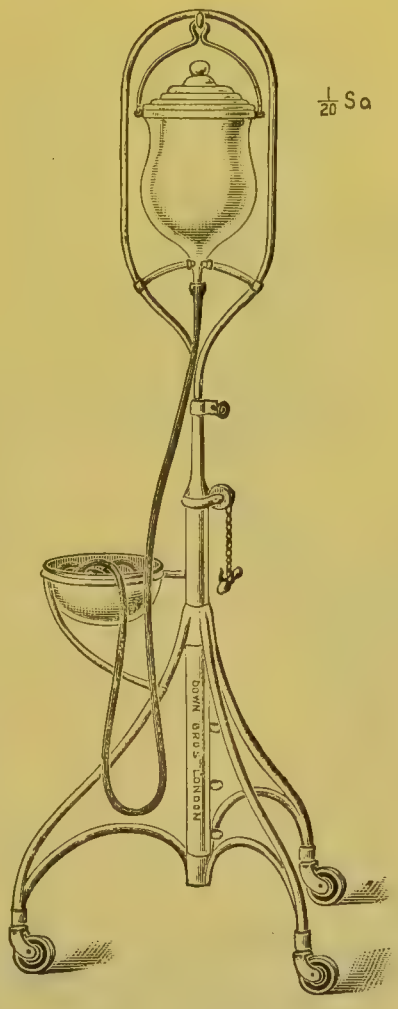

8157.

£ s. d.

8157 **Irrigator Stand,** improved model, to take Cripps' Douche, made to raise and lower, with basin to receive tubing and nozzle, fitted on ball-bearing, steel-cupped, rubber-tyred castors,—

White enamelled 9 13 6

If fitted with Cripps' Douche, tubing, spring clip and nozzle complete 11 6 0

No.

Irrigators, *continued*,—



8158.



8159.

		£	s.	d.
8158	**Irrigator, Cripps', glass,** for suspension,—			
	With nickel-plated fittings, 2-gallon reservoir, 8 feet india-rubber tube, glass pipe and spring clip complete . .	1	12	6
	Ditto, 1-gallon reservoir, 6 feet india-rubber tube, glass pipe and spring clip complete	1	1	0
8159	**Set of Pulleys,** nickel plated, fitted with 24 yards stout cord, hook for ceiling, and cord holder, for use with Cripps' Irrigator,—			
	Per set	0	17	6
	With Douche complete	2	10	0

No.

Irrigators, etc., *continued*,—



8160.

		£	s.	d.
8160	**Irrigator, Japanned tin,** 3-gallon . . . . . each	0	13	6
	Ditto, if fitted with 8 feet india-rubber tube, glass pipe and spring clip complete . . . . . each	0	18	6

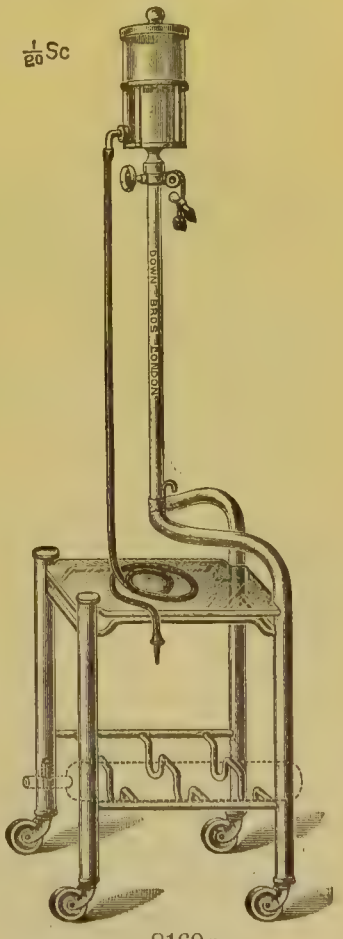

8160*a*.

		£	s.	d.
8160*a*	**Saline Infusion Stand,** as made for the Hull Royal Infirmary, consisting of glass table 18 × 18 in., to carry the necessary instruments and superimposed Irrigator with range of 5 feet to 7 feet; underneath is support for two oxygen cylinders, the whole fitted on ball-bearing, steel-cupped, rubber-tyred castors, complete with graduated reservoir, 8 feet I.R. tubing, nozzle and spring clip,—			
	White enamelled	9	6	0
	Spare Graduated Reservoir for same, English make, 6 pint . each	0	11	6

No.

Irrigators, etc., *continued*,—

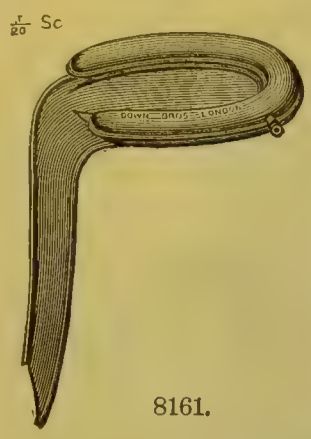
8161.

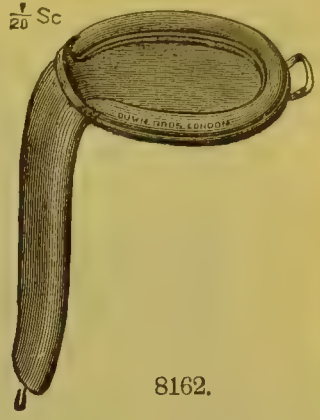
8162.


8163.

		£	s.	d.
8161	**Kelly's Douching Sheet,** for use on operation table in abdominal and gynæcological operations, also for bed use .	1	2	6
8162	Ditto, ditto, improved pattern, with tube	1	11	6
8163	Ditto, ditto, with double tube to fall each side of operation table	2	5	6

Night Commodes

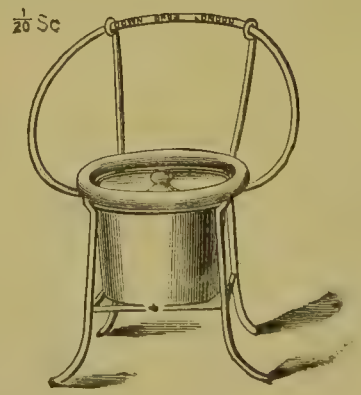
8164.

8164	**Night Commode,** improved pattern, for ward use,—			
	White enamelled	1	19	0

No.

Aseptic Operation Tables.

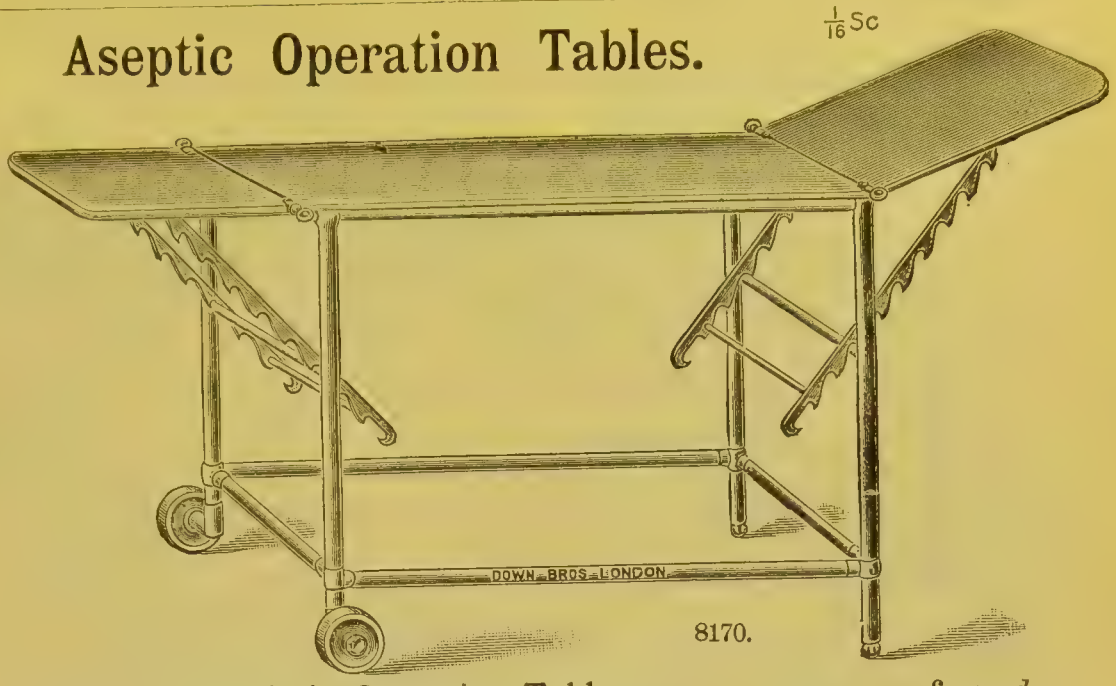

8170.

8170 **Aseptic Ophthalmic Operation Tables,—** £ s. d.

Ophthalmic Operation Table, as made for Out-patient Ophthalmic Department, St. Thomas's Hospital, with plain zinc top, adjustable headpiece to fix at various heights, hinged footpiece (to economise space); fitted on two gun-metal, rubber-tyred wheels,—

White enamelled, 74 × 20 × 30 in. 16 10 0

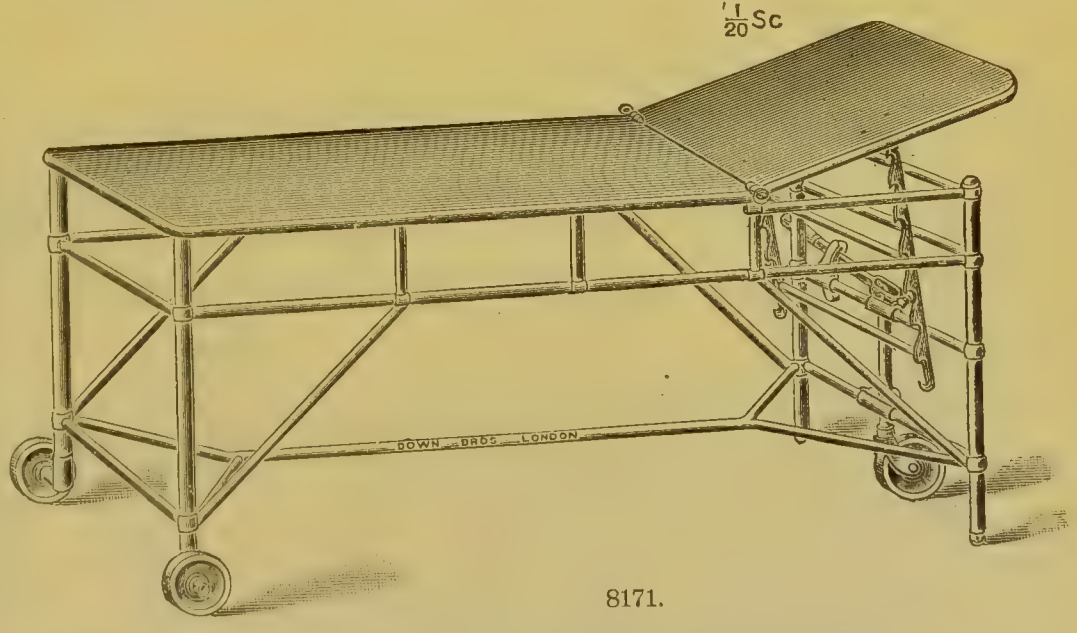

8171.

8171 **Ophthalmic Operation Table,** as made for Operation Theatre, Ophthalmic Department, St. Thomas's Hospital, with plain zinc top, adjustable headpiece to fix at various heights; fitted on 2 large gun-metal, rubber-tyred wheels, and 1 large ball-bearing, steel-cupped, rubber-tyred castor, which can be instantly put in and out of action by means of lever,—

White enamelled, 74 × 22 × 33 in. high 24 18 0

No.

Aseptic Ophthalmic Operation Tables, *continued*,—

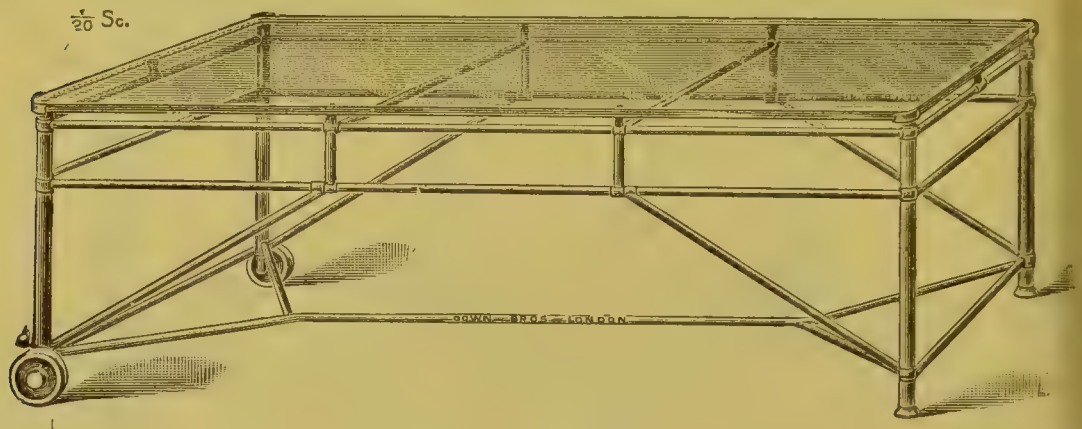

8172.

£ s. d.

8172 **Ophthalmic Operation Table,** with stout plate-glass top, fitted with 2 large gun-metal wheels, rubber-tyred, at one end, and 2 plain feet at the other end, as made for the Royal Eye Hospital, Manchester,—

White enamelled, 72 × 22 × 26 in. high 19 0 0

Note.—The height of this table is only 26 in., but can be made of any height to order.

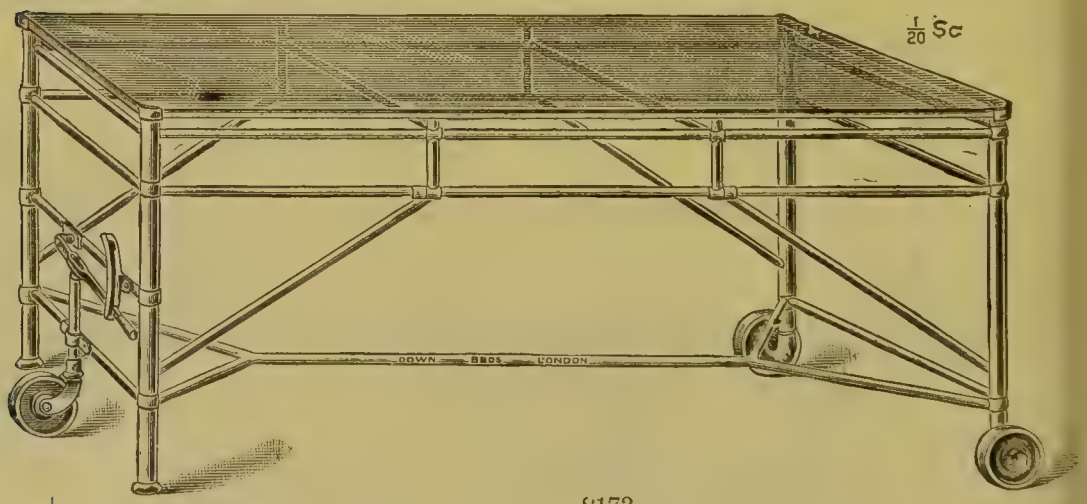

8173.

8173 **Ophthalmic Operation Table,** with stout plate-glass top, fitted with 2 large gun-metal, rubber-tyred wheels at one end, and 1 large ball-bearing, steel-cupped, rubber-tyred castor at other end, which can be put in and out of action by means of lever, as made for the Bradford Eye Infirmary,—

White enamelled, 72 × 22 × 33 in. high 23 0 0

No. **Aseptic Ophthalmic Operation Tables,** *continued,—*

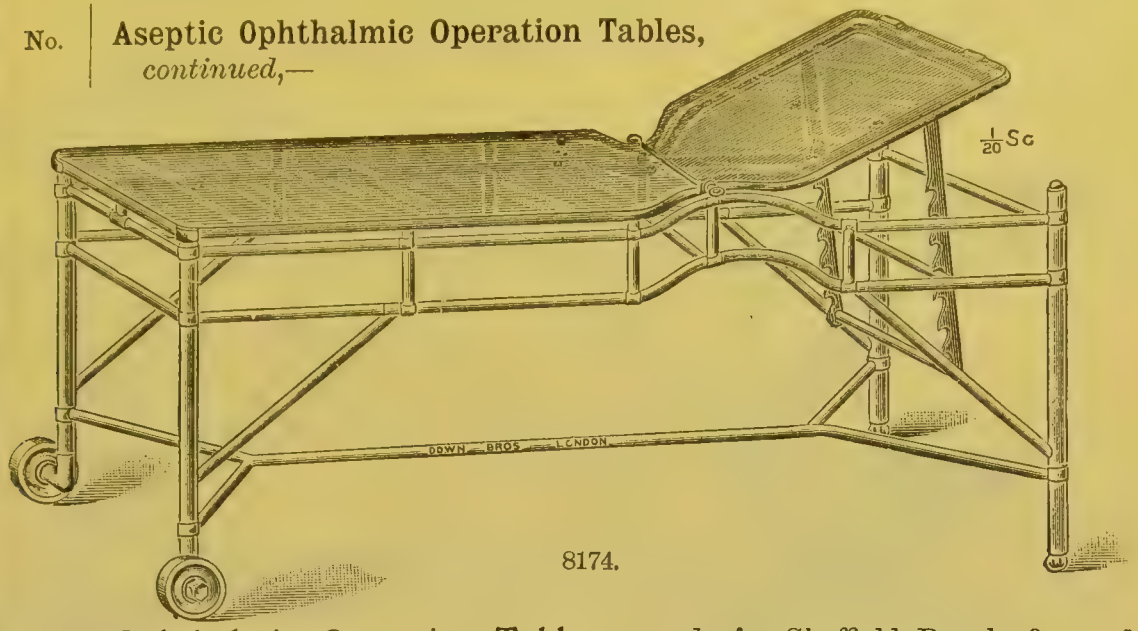

8174.

		£	s.	d.
8174	**Ophthalmic Operation Table,** as made for Sheffield Royal Infirmary, with stout plate-glass top, adjustable headpiece to fix at various heights, fitted on 2 large gun-metal wheels, rubber-tyred,—			
	White enamelled, 74 × 22 × 33 in. high	27	0	0
8175*	**Ophthalmic Operation Table,** as described above, but with plain zinc top,—			
	White enamelled	22	0	0

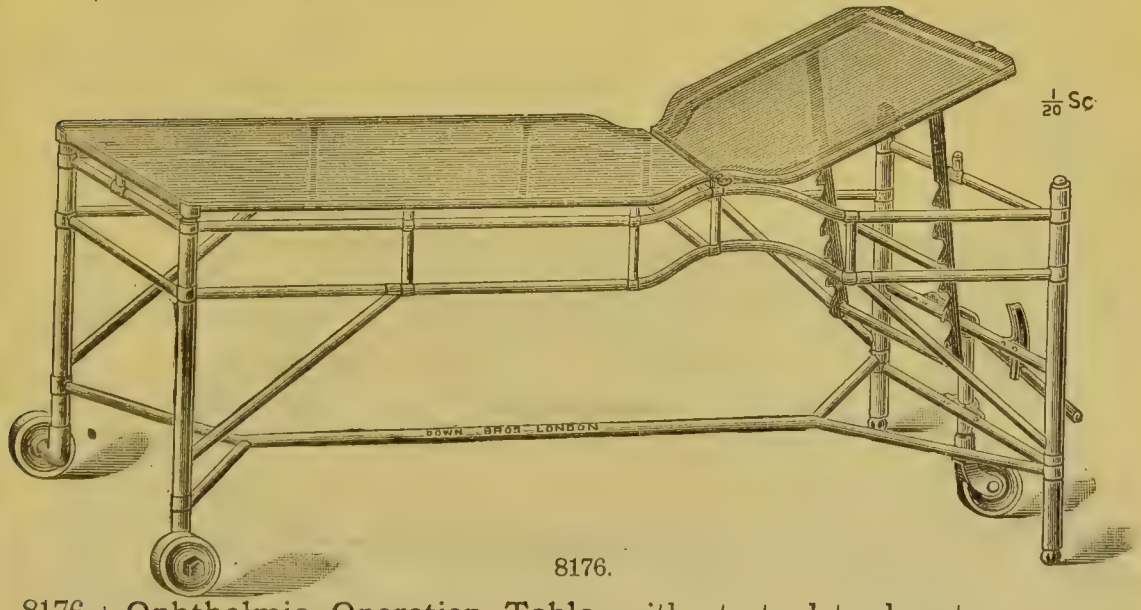

8176.

		£	s.	d.
8176	**Ophthalmic Operation Table,** with stout plate-glass top, and adjustable headpiece as described above, with addition of large ball-bearing, steel-cupped, rubber-tyred castor at head end, capable of being put in and out of action by means of lever,—			
	White enamelled, 74 × 22 × 33 in. high	31	0	0
8177*	**Ophthalmic Operation Table,** as described above, but with plain zinc top,—			
	White enamelled	26	0	0

* The items marked thus * are not illustrated.

No. | **Aseptic Ophthalmic Operation Tables,** *continued*,—

$\frac{1}{16}$ Sc

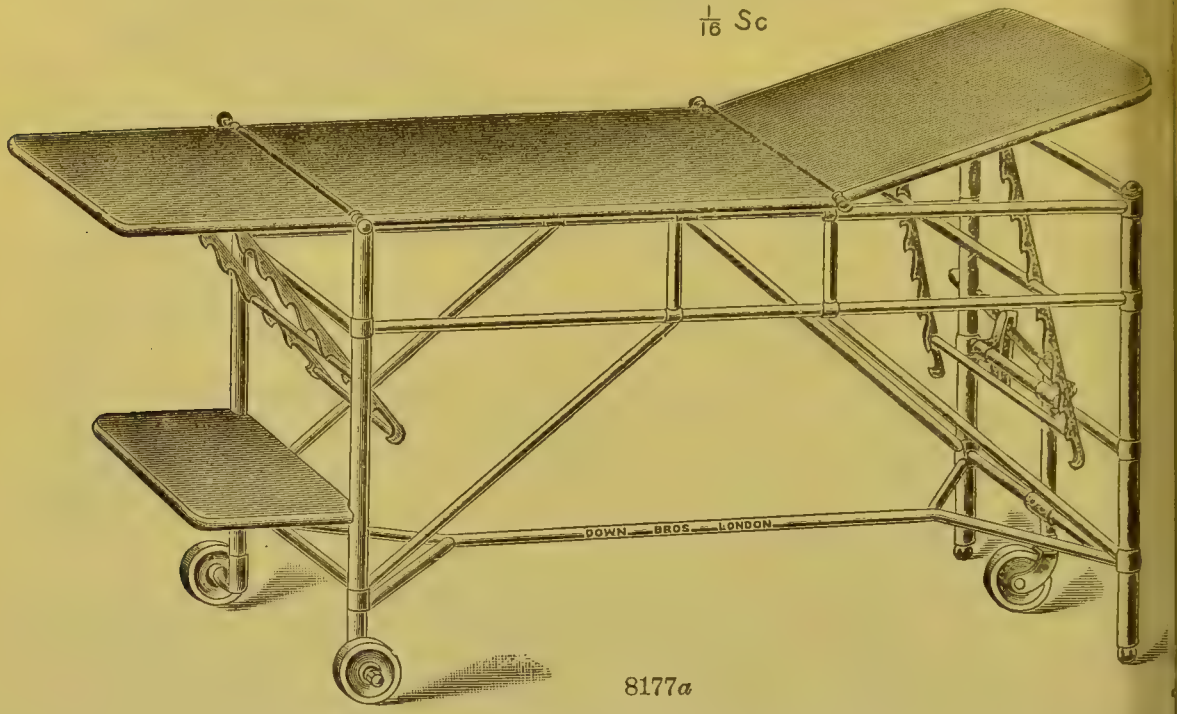

8177*a*

8177*a* | **Ophthalmic Operation Table** (as made for the Royal Victoria Hospital, Dublin), with plain zinc top, headpiece to fix at various heights, and step to assist patient in mounting the table; fitted on 2 large gun-metal, rubber-tyred wheels and one large gun-metal, ball-bearing, rubber-tyred castor capable of being put in and out of action by means of lever,—

	£	*s.*	*d.*
White enamelled, 74 × 22 × 33 in. high	30	0	0

$\frac{1}{20}$ Sc

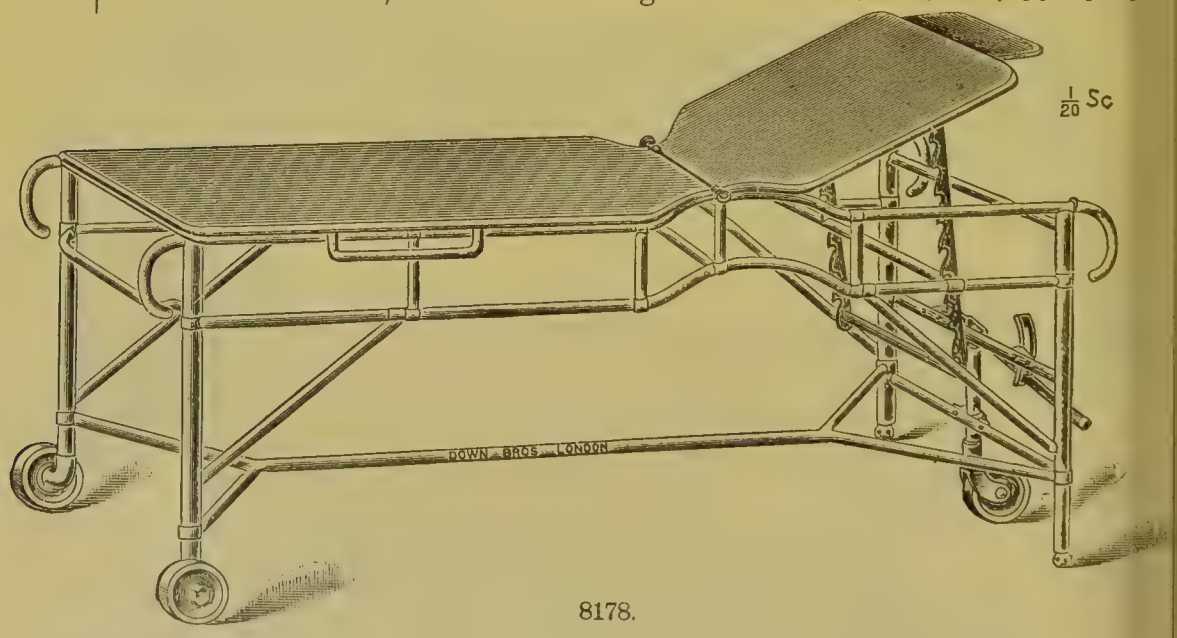

8178.

8178 | **Ophthalmic Operation Table,** as made for the Eye and Ear Hospital, Tunbridge Wells, with nickel-plated copper top, headpiece to fix at various heights and fitted with additional hinged flap (for use while anæsthetising patient), rails at sides for strap for patient's legs; fitted

No.	**Aseptic Ophthalmic Operation Tables,** *continued*,—	£	s.	d.
	on 2 large gun-metal rubber-tyred wheels and 1 large ball-bearing, steel-cupped, rubber-tyred castor, which can be instantly and easily put in and out of action by means of lever,—			
	White enamelled, 74 × 22 × 32 in. high	35	0	0
8179*	**Ophthalmic Operation Table,** same as above, but fitted with plain zinc top,—			
	White enamelled	28	10	0

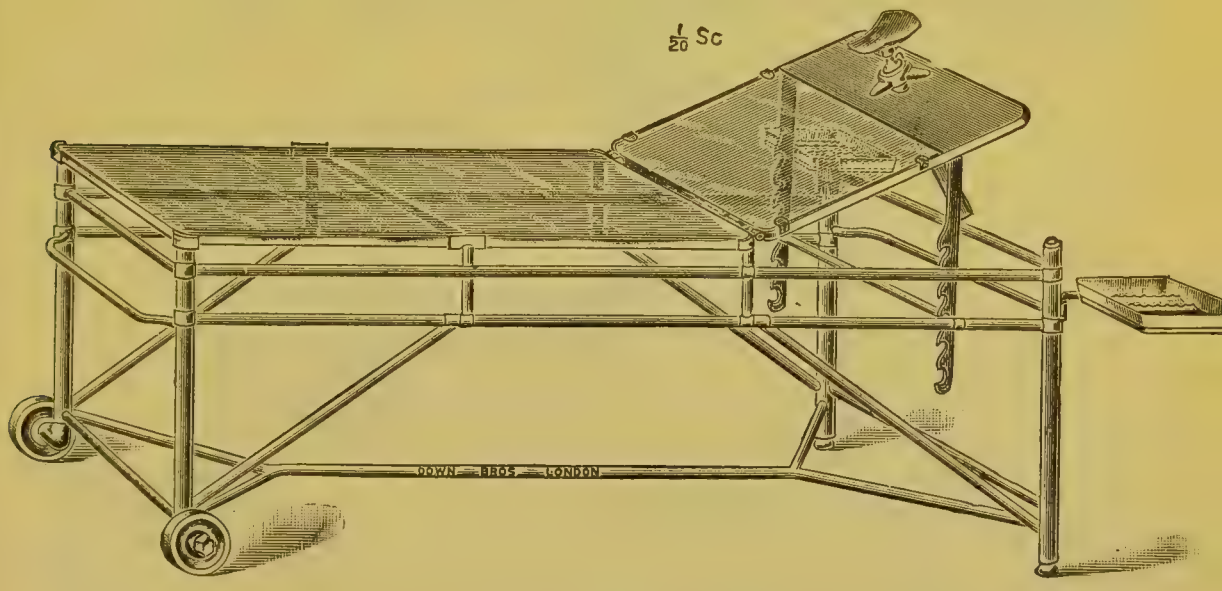

8180.

8180	**Ophthalmic Operation Table,** as made for the Bristol Eye Hospital, stout plate-glass top, headpiece made partly of metal and partly plate glass, to fix at various heights and fitted with Horsley's head-plate with ball and socket action to fix at any angle, 2 earthenware instrument trays attached to legs on swing arms, and fitted on 2 large gun-metal, rubber-tyred wheels,—			
	White enamelled, 74 × 22 × 28½ in. high	35	17	0
*8180*a*	**Ophthalmic Operation Table,** as described above, but fitted in addition with large ball-bearing, steel-cupped, rubber-tyred castor capable of being put in and out of action by means of lever	39	17	0

* The items marked thus * are not illustrated.

No. **Aseptic Ophthalmic Operation Tables,** *continued*,—

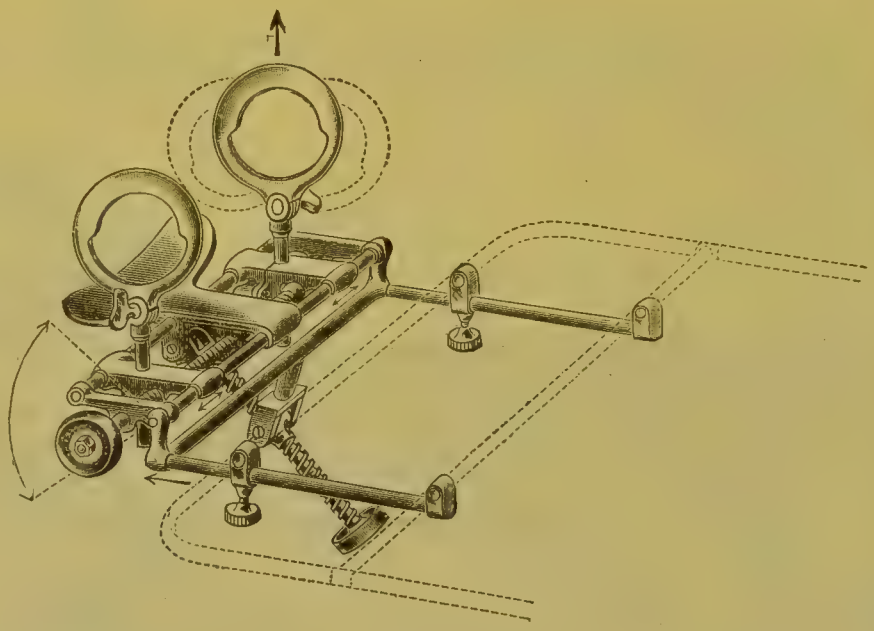

8180*b*.

£ *s.* *d.*

8180 **Head Rest, De Wecker's** (Down Bros.' improved), to slide out from under head-plate, with fixing screws to secure at desired point, raising and lowering movement (as shown in illustration by double arrow), and head clamps capable of rotation, etc. 8 10 0

N.B.—The head-plate of Operation Table must be specially fitted to take De Wecker's head rest.

No.

Down Bros.' Aseptic Operation Tables.

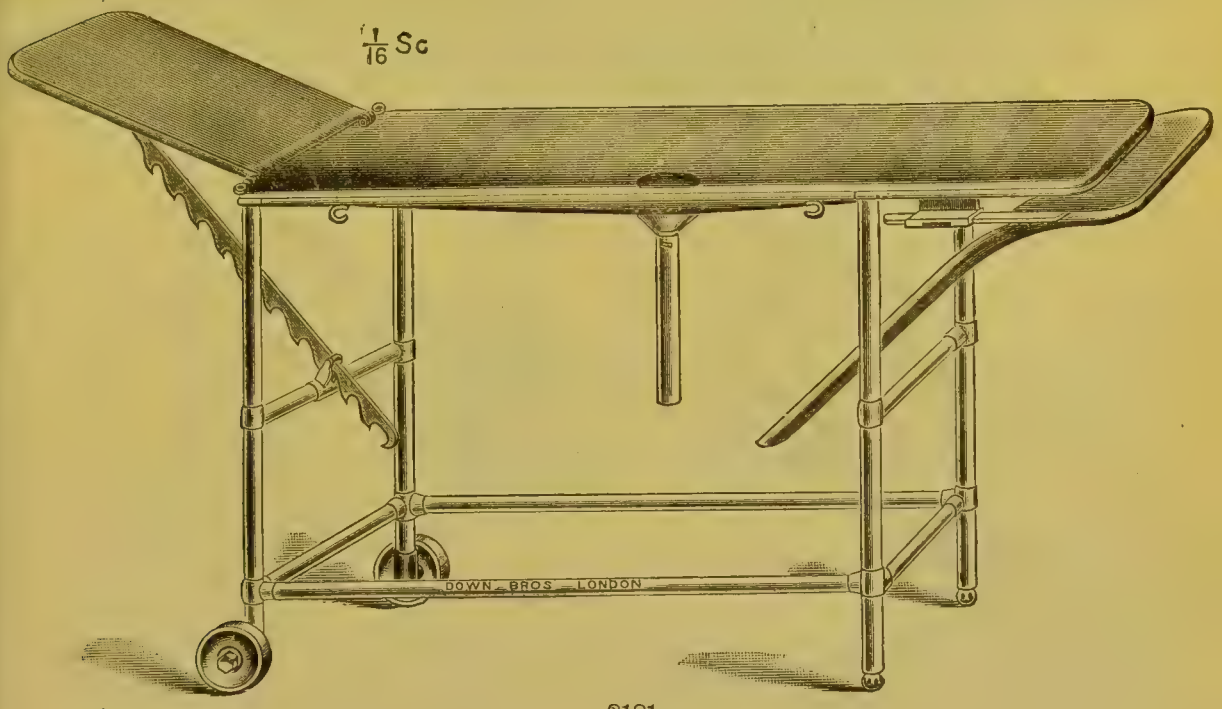

8181.

No.		£	s.	d.
8181	**Aseptic Operation Table,** consisting of firm steel framework, the top formed of stout zinc, slightly trough-shaped, with opening for drainage; fitted on 2 gun-metal, rubber-tyred wheels,—			
	White enamelled	15	0	0
	If fitted with Douching Shoot for vaginal and rectal operations, extra	1	10	0

Accessories for Operation Tables (*see pages* 2101 2110).

No.

Down Bros.' Aseptic Operation Tables, *continued*,—

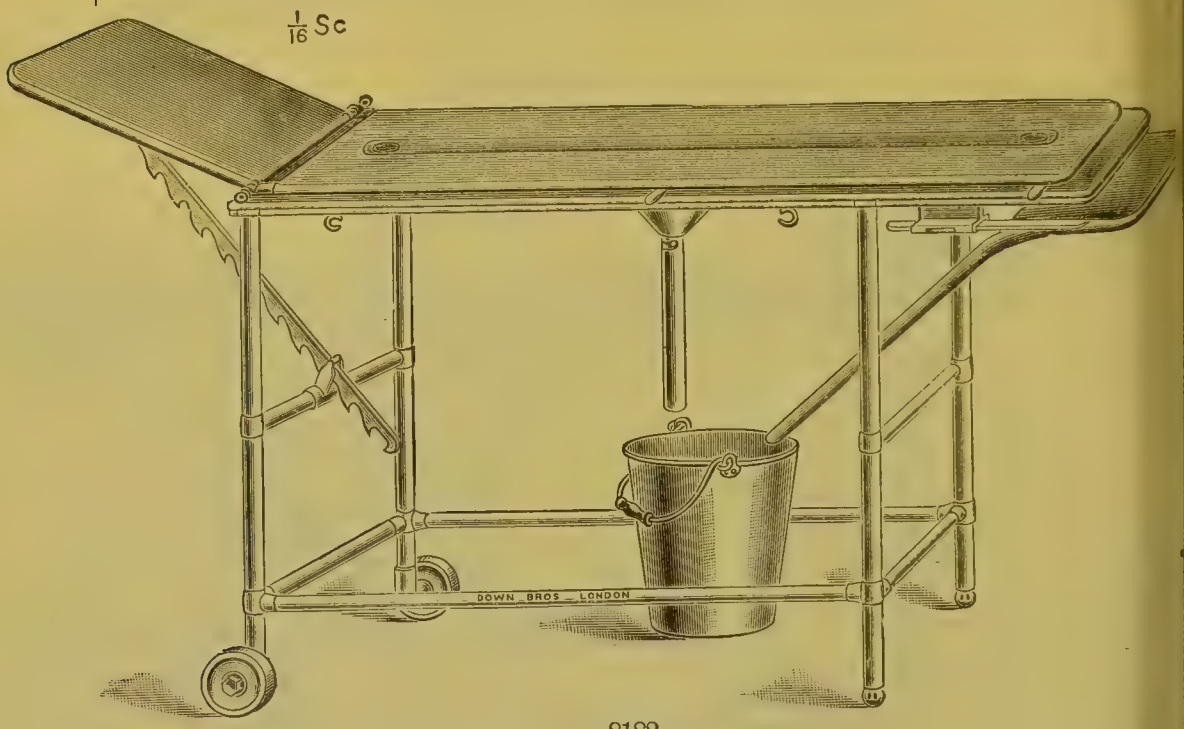

8182.

		£	s.	d.
8182	**Aseptic Operation Table**, as previously described	£15	0	0
	Fitted with flat framework, with perforated zinc cover	5	0	0
			20	0	0
	If flat framework made of German silver		22	0	0
	If fitted with Douching Shoot for vaginal and rectal operations, extra		1	10	0



8183.

If fitted with copper hot water Tank (as 8183), fitted with tap for filling . . . . . extra 5 10 0

Accessories for Operation Tables (*see pages* 2104-2110).

No. **Down Bros.' Aseptic Operation Tables,** *continued*,—

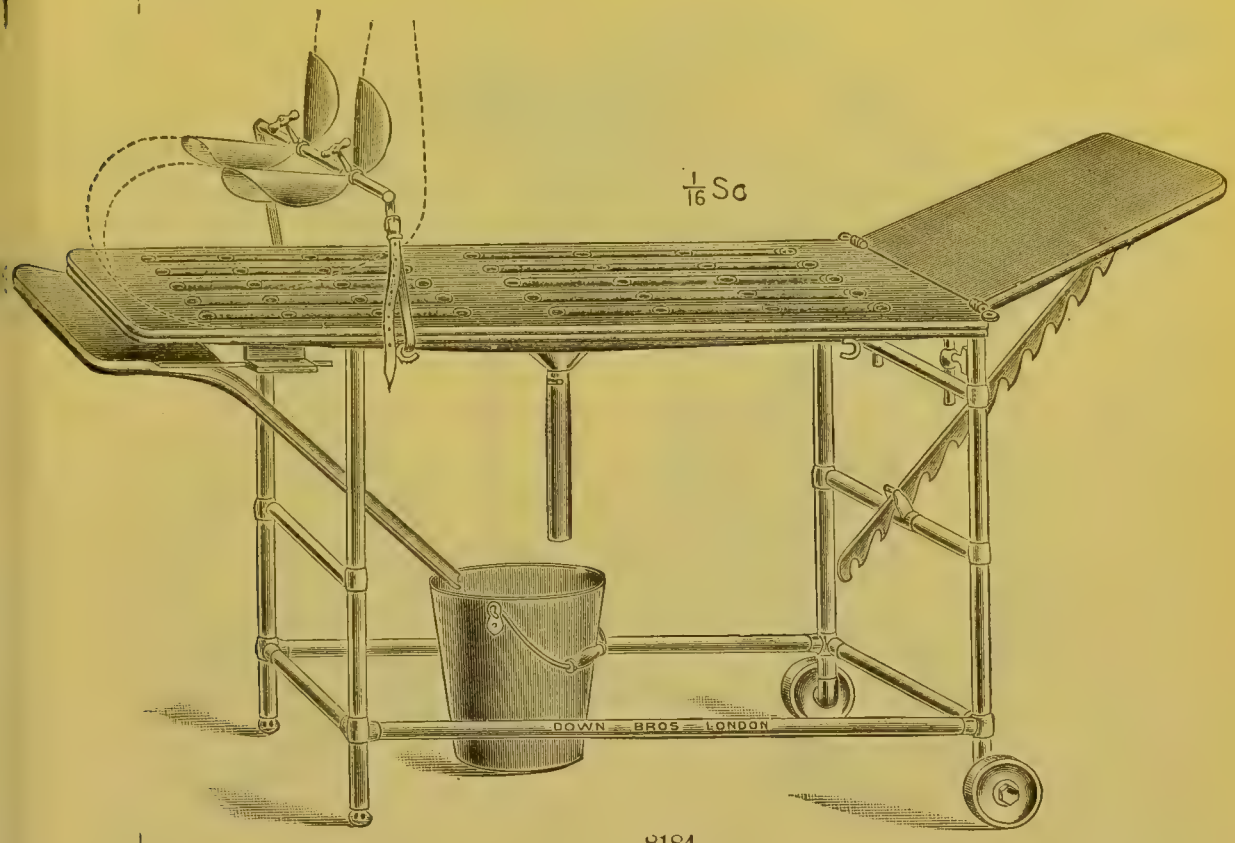

8184.

		£	s.	d.
8184	**Aseptic Operation Table,** as previously described	£15	0	0



Tubular Framework.

Fitted with flat tubular framework (as shown) made of brass and gun-metal and nickel plated, for heating purposes	£9	10	0	
Perforated zinc cover to fit over framework; this gives a flat surface and serves to evenly distribute the heat	2	5	0	
				26 15 0

One of the stopcocks is connected by means of an india-rubber tube with the hot water supply (*see Fig.* 8254, *page* 2116); the water circulates through the tubular framework and is carried away through a similar rubber tube fitted to the other stopcock.

If fitted with Douching Shoot for vaginal and rectal operations, extra	1	10	0
If fitted with Lithotomy Crutch, as illustrated (*see also page* 2109), of metal throughout . . . . . extra	3	10	0

Accessories for Operation Tables (*see pages* 2104-2110).

No. **Down Bros.' Patent Aseptic Operation Tables,** *continued*,—

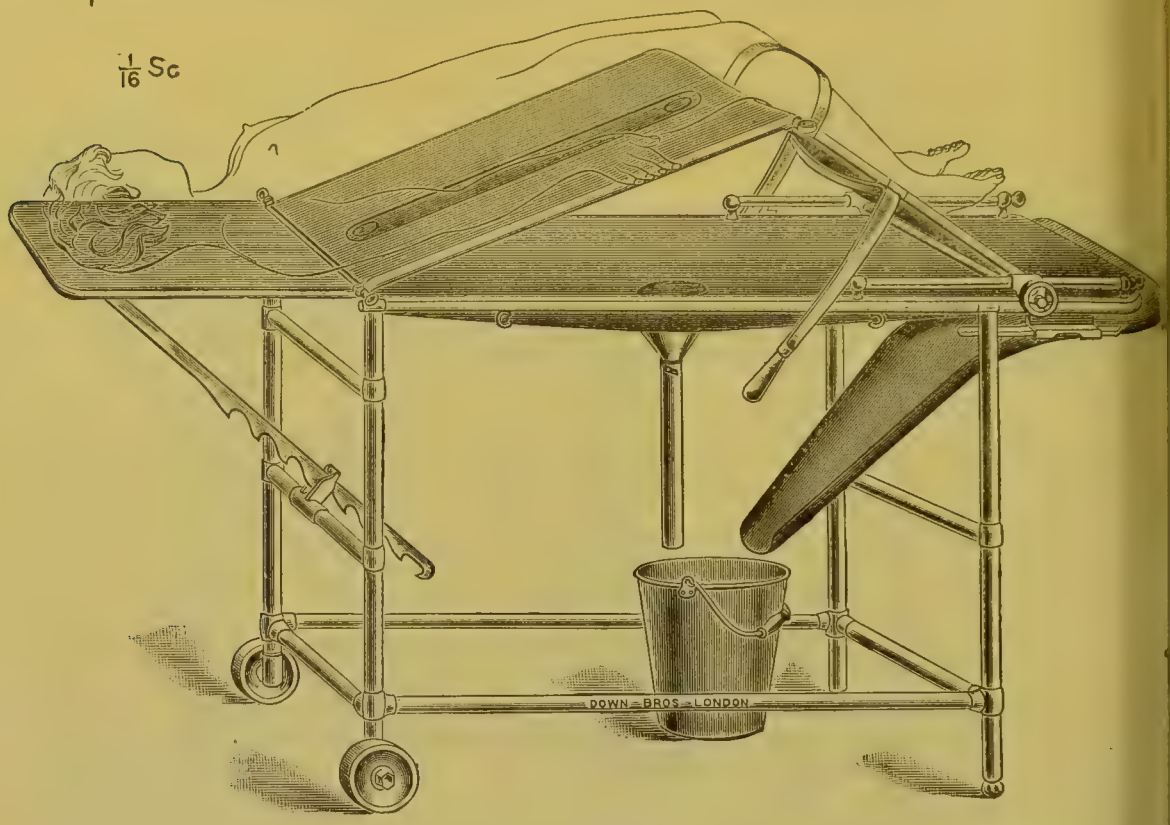

8185.

		£	s.	d.
8185	**Aseptic Operation Table** (Down Bros.' patent) as previously described £15 0 0			
	Fitted with new patent jointed framework, to give flat or Trendelenberg position, etc., with perforated zinc covers 11 0 0			
		26	0	0
	If jointed framework made of German silver	28	0	0
	If fitted with Douching Shoot for vaginal and rectal operations, extra	1	10	0
8186*	**Aseptic Operation Table** (Down Bros.' patent) as previously described £15 0 0			
	Fitted with new patent tubular jointed framework for heating purposes, to give flat or Trendelenberg position, etc., made of brass and gun-metal, and nickel plated 15 10 0			
	Two perforated zinc plates to fit over framework, to give flat surface and distribute the heat . 2 5 0			
		32	15	0
	If fitted with Douching Shoot for vaginal and rectal operations, extra	1	10	0

Accessories for Operation Tables (*see pages* 2104–2110).

* The items marked thus * are not illustrated.

No. | **Down Bros.' Patent Aseptic Operation Tables,** *continued*,—

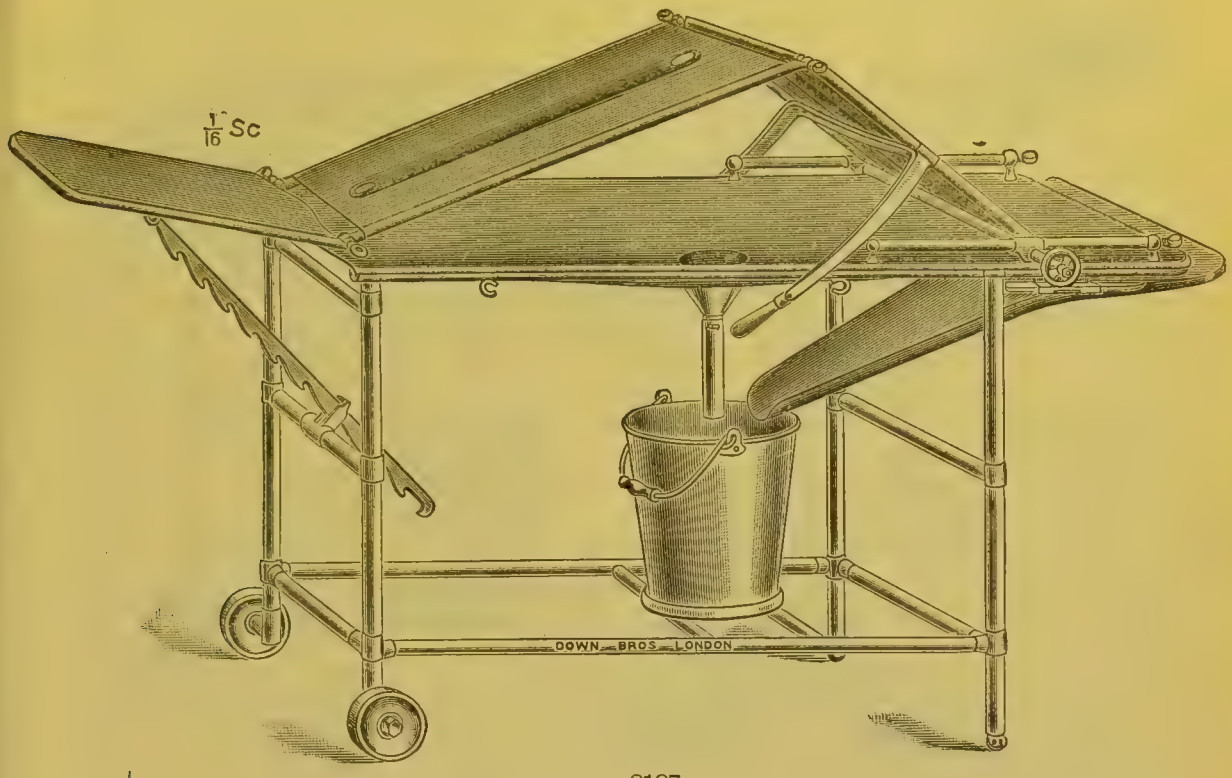

8187.

		£	s.	d.
8187	**Aseptic Operation Table** (Down Bros.' patent) as previously described, with pail support attached to table, and pail, etc. . . . £17 5 0			
	Fitted with new patent jointed framework, to give flat or Trendelenberg position, etc., with perforated zinc covers 11 0 0			
		28	5	0
	If jointed framework only made of German silver . . .	30	5	0
	If made of German silver tube throughout, polished . . .	43	5	0
	If fitted with Douching Shoot for vaginal and rectal operations extra	1	10	0
8188*	**Aseptic Operation Table** (Down Bros.' patent) as described above £17 5 0			
	Fitted with new patent tubular jointed framework for heating purposes, to give flat or Trendelenberg position, etc., made of brass and gun-metal, and nickel plated . . . 15 10 0			
	Two perforated zinc plates to fit over framework, to give flat surface and distribute the heat . 2 5 0			
		35	0	0
	If fitted with Douching Shoot for vaginal and rectal operations . . . . . extra	1	10	0

Accessories for Operation Tables (*see pages* 2101-2110).

* The items marked thus * are not illustrated.

No. **Down Bros.' Aseptic Operation Tables,** *continued*,—.

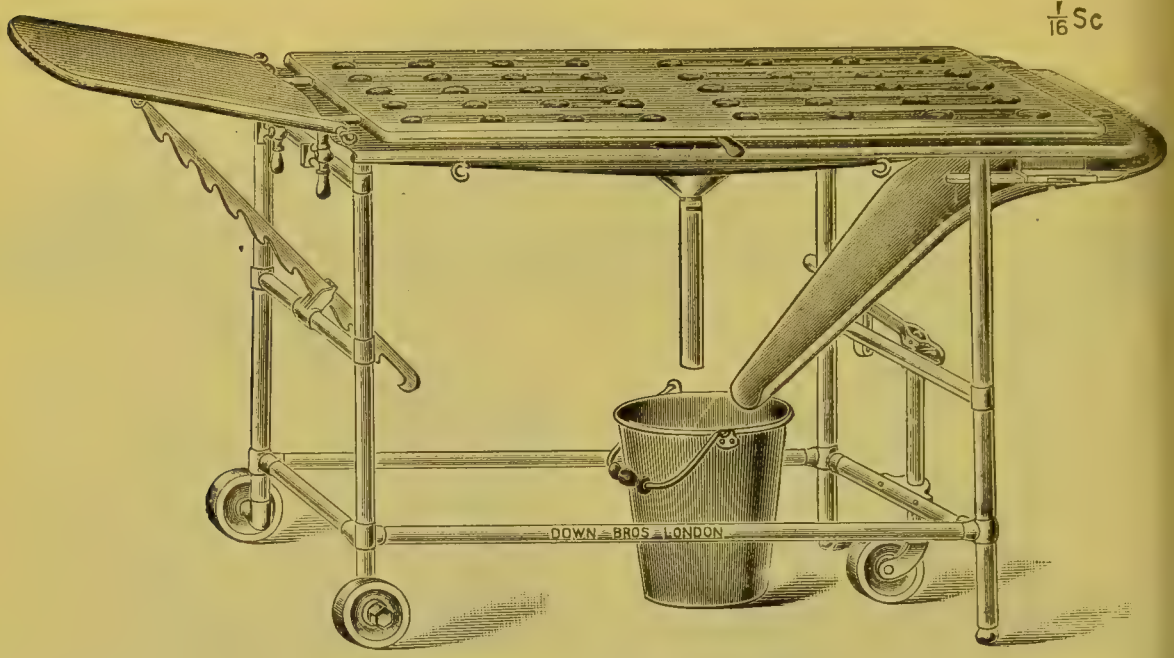

8189.

		£	s.	d.
8189	**Aseptic Operation Table,** consisting of firm steel framework, the top formed of stout zinc, slightly trough-shaped, with central opening for drainage, fitted on 3 wheels for easily running in and out of theatre, the third wheel so arranged as to be instantly put in and out of action by means of lever,—			
	White enamelled £19 10 0			
	Fitted with tubular flat framework for heating purposes, made of brass and gun-metal, and nickel plated. 9 10 0			
	Perforated zinc cover to fit over framework; this gives a flat surface and serves to distribute the heat 2 5 0			
		31	5	0
	If fitted with Douching Shoot for vaginal and rectal operations extra	1	10	0
8190*	**Aseptic Operation Table,** as described above £19 10 0			
	Fitted with flat framework (not for heating purposes), with perforated zinc cover . . 5 0 0			
		24	10	0
	If flat framework made of German silver	26	10	0
	If fitted with Douching Shoot for vaginal and rectal operations, extra	1	10	0

Accessories for Operation Tables (*see pages* 2104–2110).

* The items marked thus * are not illustrated.

No. **Down Bros.' Patent Aseptic Operation Tables,** *continued*,—

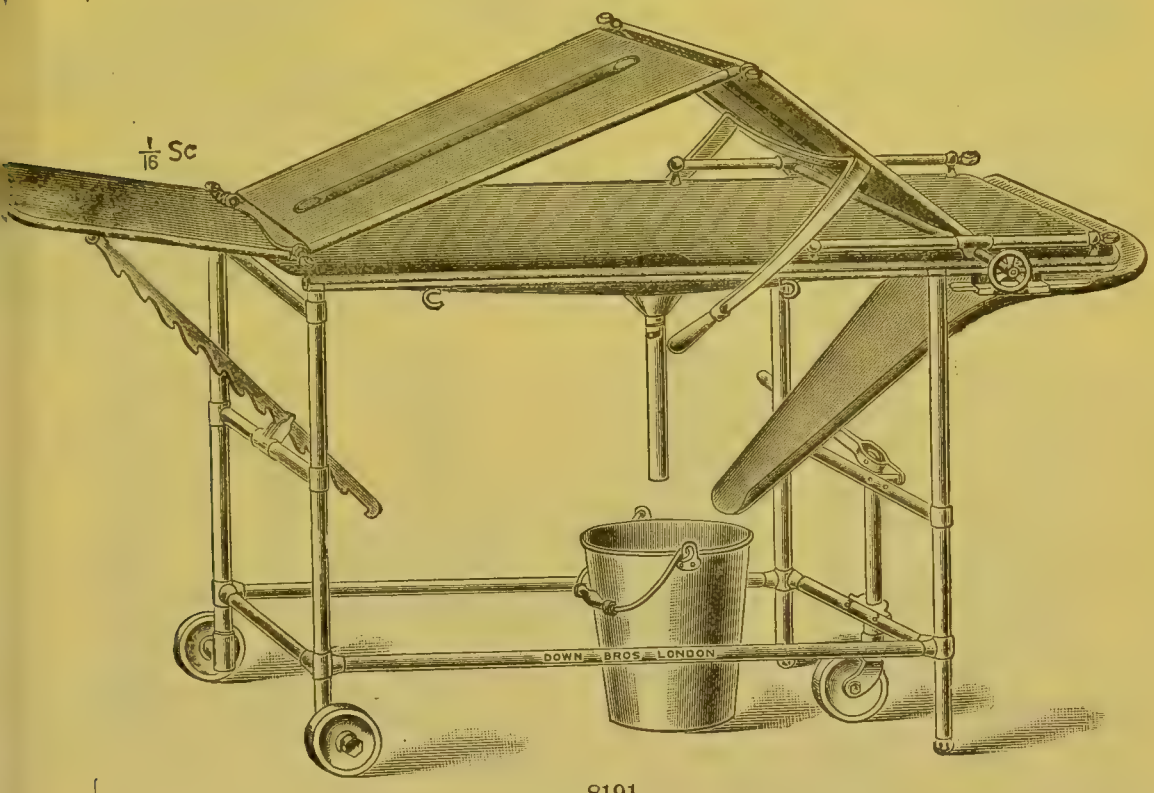

8191.

		£	s.	d.
8191	**Aseptic Operation Table** (Down Bros.' patent), consisting of firm steel framework, the top formed of stout zinc, slightly trough-shaped, with central opening for drainage; fitted on 3 wheels for easily running in and out of theatre, the third wheel so arranged as to be instantly put in and out of action by means of lever,—			
	White enamelled £19 10 0			
	Fitted with new patent jointed framework to give flat or Trendelenberg position, etc., with perforated zinc covers 11 0 0			
		30	10	0
	If jointed framework made of German silver	32	10	0
	If made of German silver tube throughout, polished . .	45	0	0
	If fitted with Douching Shoot for vaginal and rectal operations, extra	1	10	0

Accessories for Operation Tables (*see pages* 2104–2110).

No. | **Down Bros.' Patent Aseptic Operation Tables,** *continued,*—

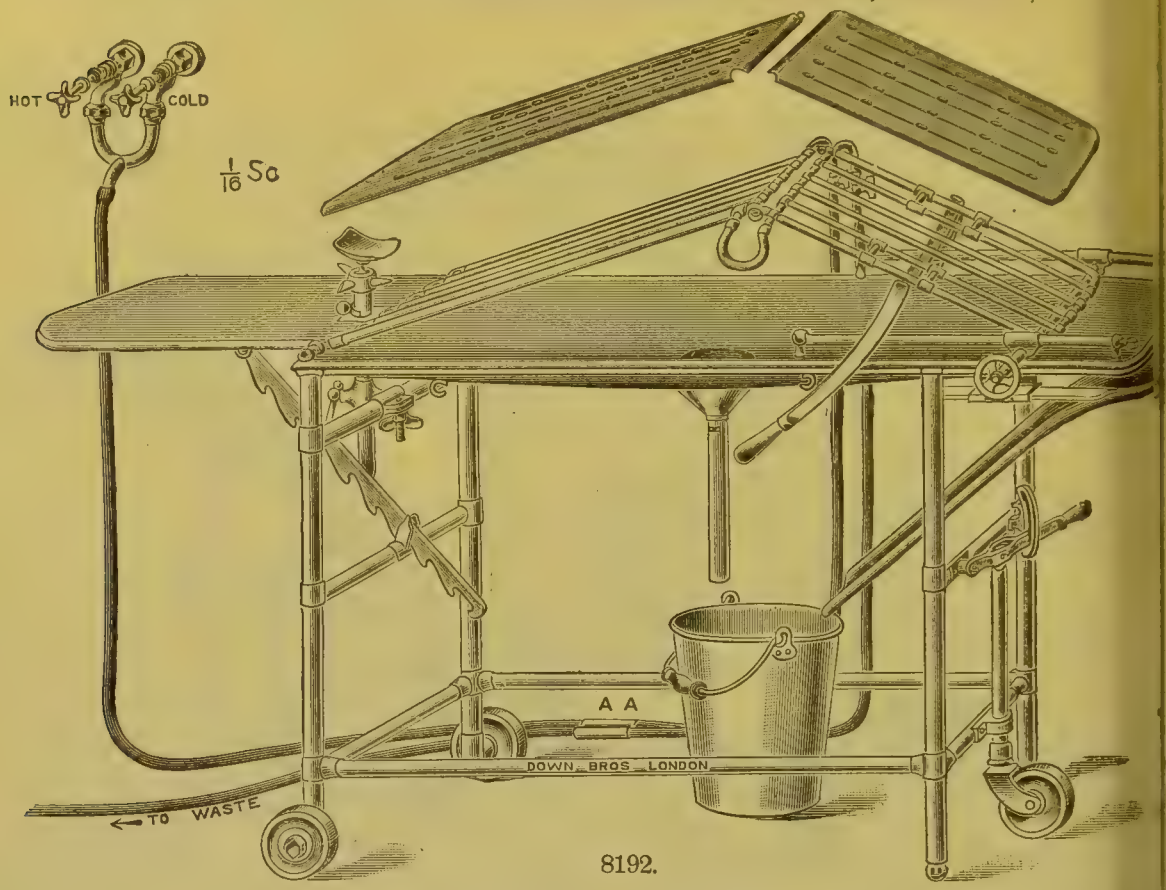

8192.

		£ s. d.
8192	**Aseptic Operation Table** (Down Bros.' patent), consisting of firm steel framework, the top formed of stout zinc, slightly trough-shaped, with central opening for drainage; fitted on 3 wheels for easily running in and out of theatre, the third wheel so arranged as to be instantly put in and out of action by means of lever,—	
	White enamelled £19 10 0	
	Fitted with new patent jointed tubular framework for heating purposes, to give flat or Trendelenberg position, etc., made of brass and gun-metal, and nickel plated . . . 15 10 0	
	Two perforated zinc plates to fit over framework to give flat surface and serve to distribute the heat 2 5 0	
		37 5 0
	If fitted with Douching Shoot for vaginal and rectal operations, extra	1 10 0
	If fitted with Victor Horsley's Head-rest for operations on the skull (as illustrated, *see also Fig.* 8228, *page* 2106), with ball and socket motion to fix in any position, and with right and left head-plates . . . . . extra	5 0 0
	Stout india-rubber tubing . . . . . per foot	0 0 10
	Twin connecting tubes (A A) (two are usually required) each	0 2 9

The Supply Taps shown in the illustration are quoted on page 2116.

Accessories for Operation Tables (*see pages* 2104–2110).

Down Bros.' Patent Aseptic Operation Tables, *continued*,—

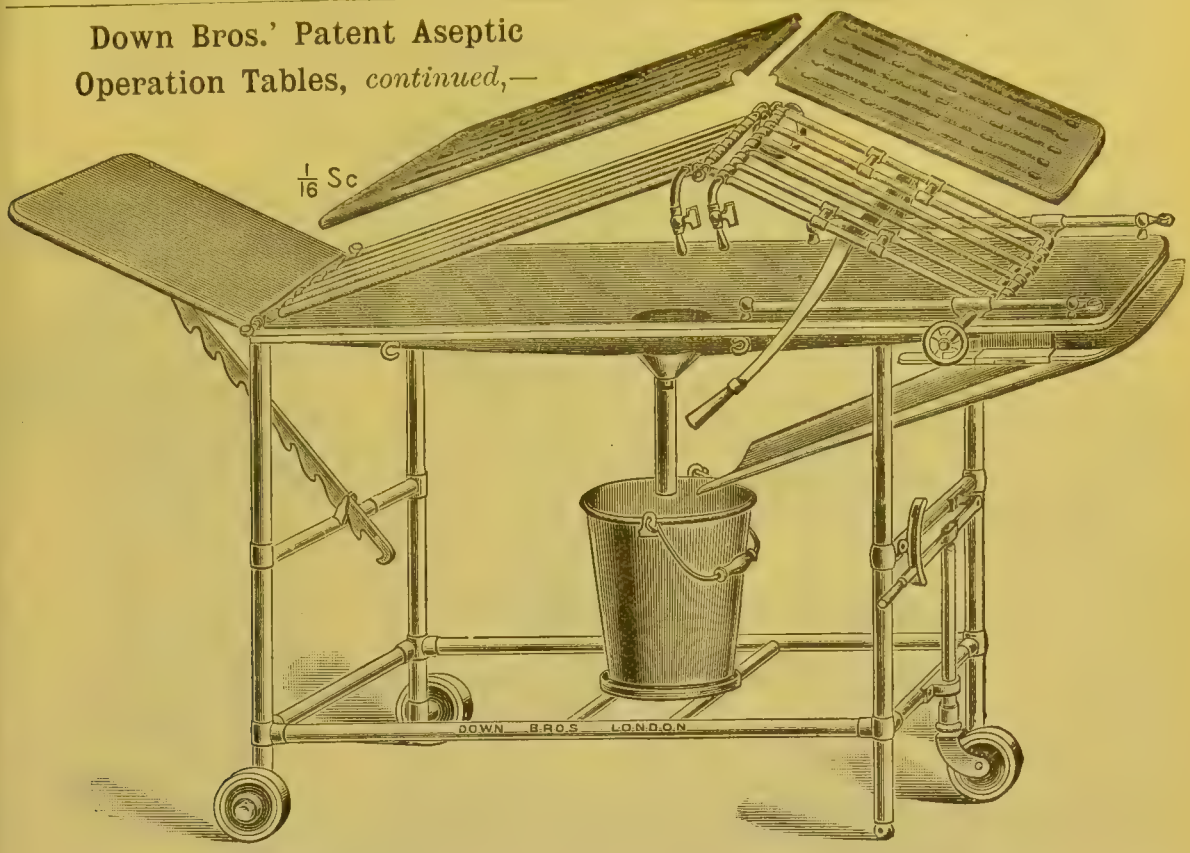

8193.

No. 8193 **Aseptic Operation Table** (Down Bros.' patent), latest type, consisting of firm steel framework, the top formed of stout zinc, slightly trough-shaped, with central opening for drainage, pail support attached to table with pail; fitted on 3 wheels for easily running in and out of theatre, the third wheel so arranged as to be instantly put in and out of action by means of lever. White enamelled £21 5 0

If made of German silver tube throughout, £13 10*s.* extra.

Fitted with new patent jointed tubular framework for heating purposes, to give flat or Trendelenberg position, etc., made of brass and gun-metal, and nickel plated 15 10 0

Two perforated zinc plates to fit over framework to give flat surface and serve to distribute the heat 2 5 0

£ 39 0 0

If fitted with Douching Shoot for vaginal and rectal operations, extra 1 10 0

8194* **Aseptic Operation Table** (Down Bros.' patent), latest type, as described above . . . £21 5 0

Fitted with new patent jointed tubular framework (not for heating purposes), with perforated zinc covers 11 0 0

£ 32 5 0

If jointed framework made of German silver 34 5 0

If fitted with Douching Shoot for vaginal and rectal operations, extra 1 10 0

Accessories for Operation Tables (*see pages* 2104-2110).

* The items marked thus * are not illustrated.

No. | **Down Bros.' Patent Aseptic Operation Tables,** *continued*,—

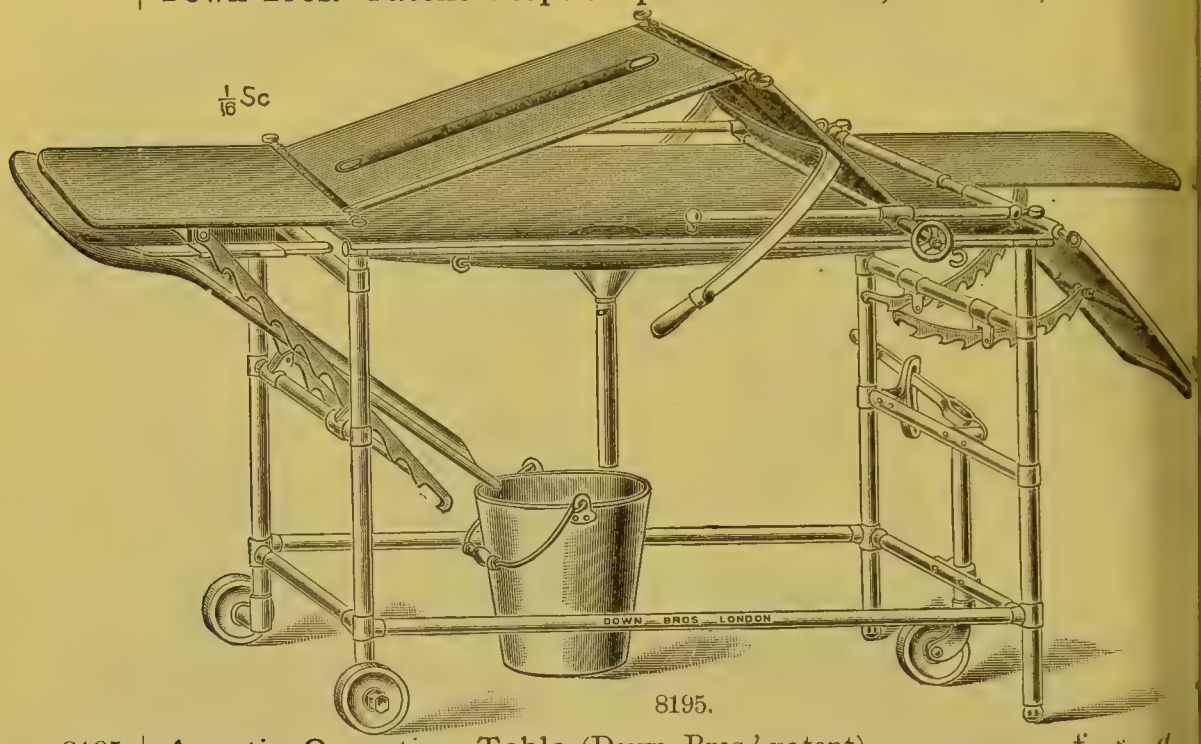

8195.

		£ s. d.
8195	**Aseptic Operation Table** (Down Bros.' patent), as made for the London Hospital, consisting of firm steel framework, the top formed of stout zinc slightly trough-shaped, with central opening for drainage; fitted on 3 wheels for easily running in and out of theatre, the third wheel so arranged as to be instantly put in and out of action by means of lever,—	
	White enamelled £26 10 0	
	Fitted with new patent jointed framework, to give flat or Trendelenberg position, with perforated zinc covers 11 0 0	
		37 10 0
	If jointed framework of German silver	39 10 0
	If fitted with Douching Shoot for vaginal and rectal operations, extra	1 10 0
	If fitted with brass and gun-metal nickel-plated tubular framework for heating purposes, with perforated zinc covers, £6 15*s.* extra.	
8196*	**Aseptic Operation Table** (Down Bros.' patent), as described above, but fitted with pail support fixed to table, and pail £28 5 0	
	Fitted with new patent jointed framework, to give flat or Trendelenberg position, with perforated zinc covers 11 0 0	
		39 5 0
	If jointed framework of German silver	41 5 0
	If fitted with Douching Shoot for vaginal and rectal operations, extra	1 10 0
	If fitted with brass and gun-metal nickel-plated tubular framework for heating purposes, with perforated zinc covers, £6 15*s.* extra.	

Accessories for Operation Tables (*see pages* 2104-2110).

* The items marked thus * are not illustrated.

No. **Down Bros.' Patent Aseptic Operation Tables.** *continued*,—

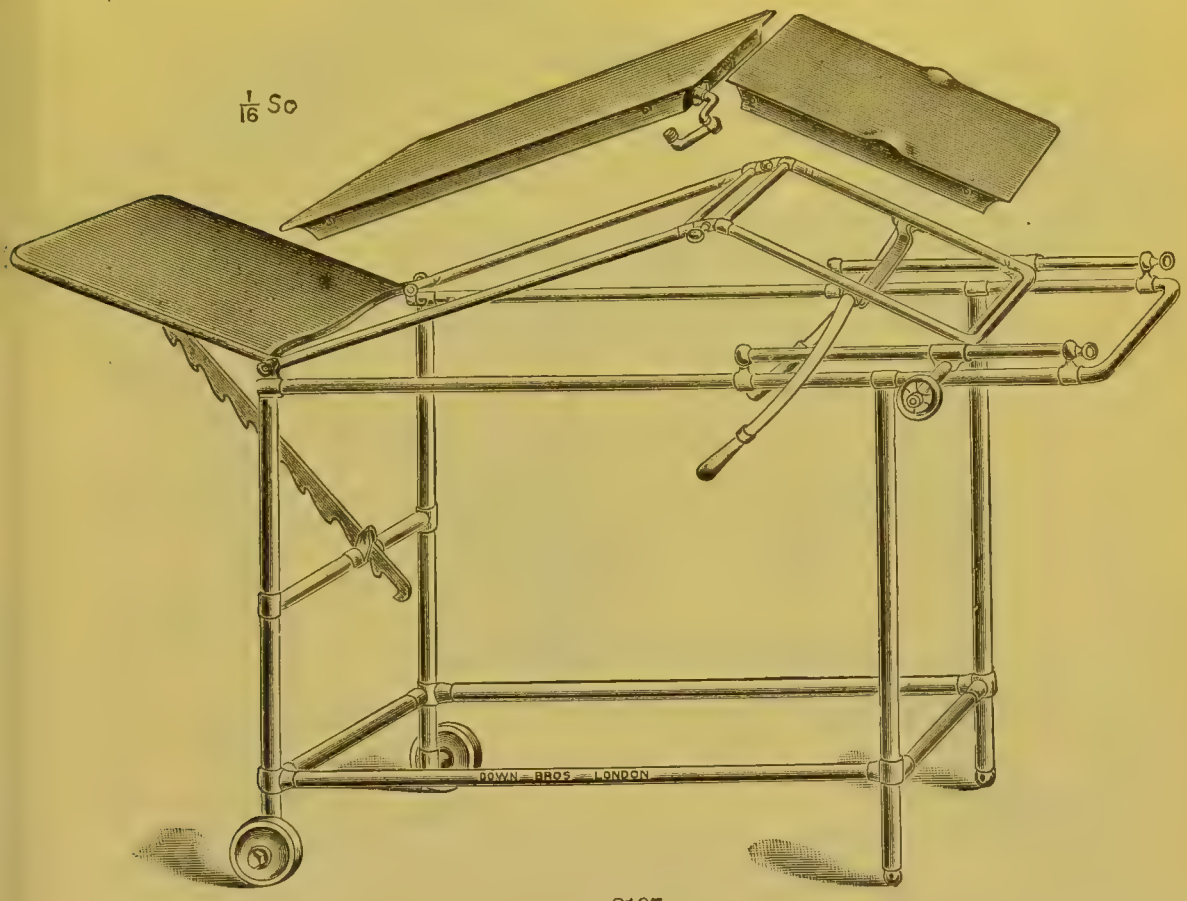

8197.

		£	s.	d.
8197	**Aseptic Operation Table** (Down Bros.' patent), "The Nottingham pattern," as made for the Children's Hospital, Nottingham, consisting of firm steel base, with jointed framework for giving flat or Trendelenberg position, surmounted by two tinned copper hot water tanks, fitted with stopcocks to connect with water supply; fitted on 2 gun-metal, rubber-tyred wheels,—			
	White enamelled, small size for children	27	0	0
*8197*a*	Ditto, usual adult size	29	0	0
	Douching Shoot for rectal and vaginal operations . . extra	1	10	0

N.B.—The actual table made for Nottingham was supplied with a Hot Water Tank for head portion also, but this is not usually deemed necessary.

Accessories for Operation Tables (*see pages* 2104-2110).

* The items marked thus * are not illustrated.

No. | **Down Bros.' Patent Aseptic Operation Tables,** *continued*,—

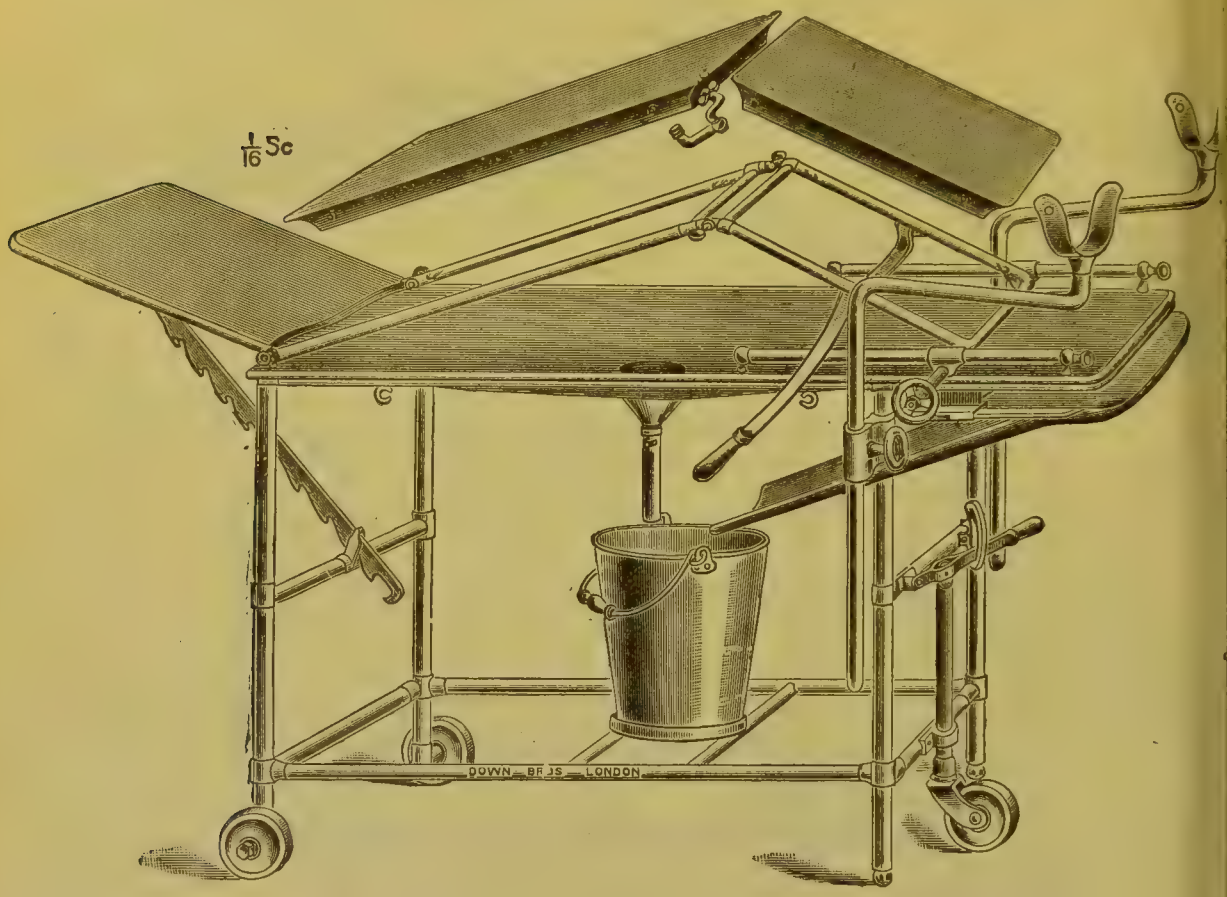

8198.

8198 **Aseptic Operation Table** (Down Bros.' Patent), Belfast Model, as made for Royal Victoria Hospital, consisting of firm steel base. The top formed of stout zinc slightly trough shaped, with central opening for drainage, pail support attached to table with pail, with German silver jointed framework for giving flat or Trendelenberg position, surmounted by two copper tinned hot water tanks, fitted with stopcocks to connect with hot water supply; fitted on three wheels for easily running in and out of theatre, the third wheel so arranged as to be instantly put in and out of action by means of lever,—

	£	*s.*	*d.*
White enamelled	37	10	0
If fitted with Douching Shoot for rectal and vaginal operations, extra	1	10	0

If fitted with gun-metal nickel-plated clamps with leg rests as illustrated (*see also Fig.* 8227, *page* 2107), extra, with tinned bars, £4 4*s.*; with nickel-plated brass bars, £4 19*s.*

N.B.—The actual table supplied to Belfast was made throughout of polished German silver, with white metal top and tanks.

Accessories for Operation Tables (*see pages* 2104-2110).

No. **Down Bros.' Patent Aseptic Operation Tables,** *continued*,—

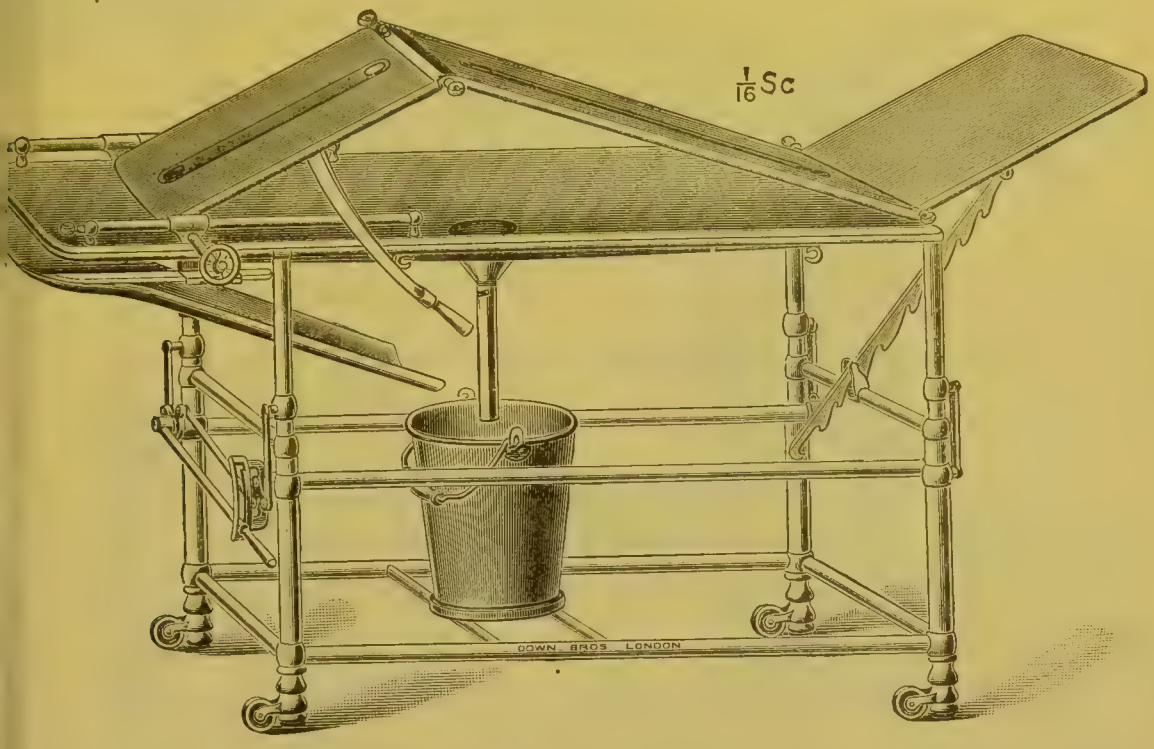

8199.

		£	s.	d
8199	**Aseptic Operation Table** (Down Bros.' patent), consisting of firm steel framework, the top formed of stout zinc slightly trough-shaped, with central opening for drainage, pail support attached to table with pail; fitted on 4 ball-bearing, steel-cupped, rubber-tyred castors, for easily altering position of table or running in and out of theatre; the castors are instantly put in and out of action by means of the lever,—			
	White enamelled	£31	5	0
	Fitted with new patent jointed framework to give flat or Trendelenberg position, etc., with perforated zinc covers	11	0	0
		42	5	0
	If jointed framework made of German silver	44	5	0
	If fitted with Douching Shoot for rectal and vaginal operations . . . . . extra	1	10	0

If fitted with brass and gun-metal nickel-plated tubular framework for heating purposes, with perforated zinc covers, £6 15*s.* extra.

Accessories for Operation Tables (*see pages* 2104-2110).

No. **Down Bros.' Patent Aseptic Operation Tables,** *continued*,—

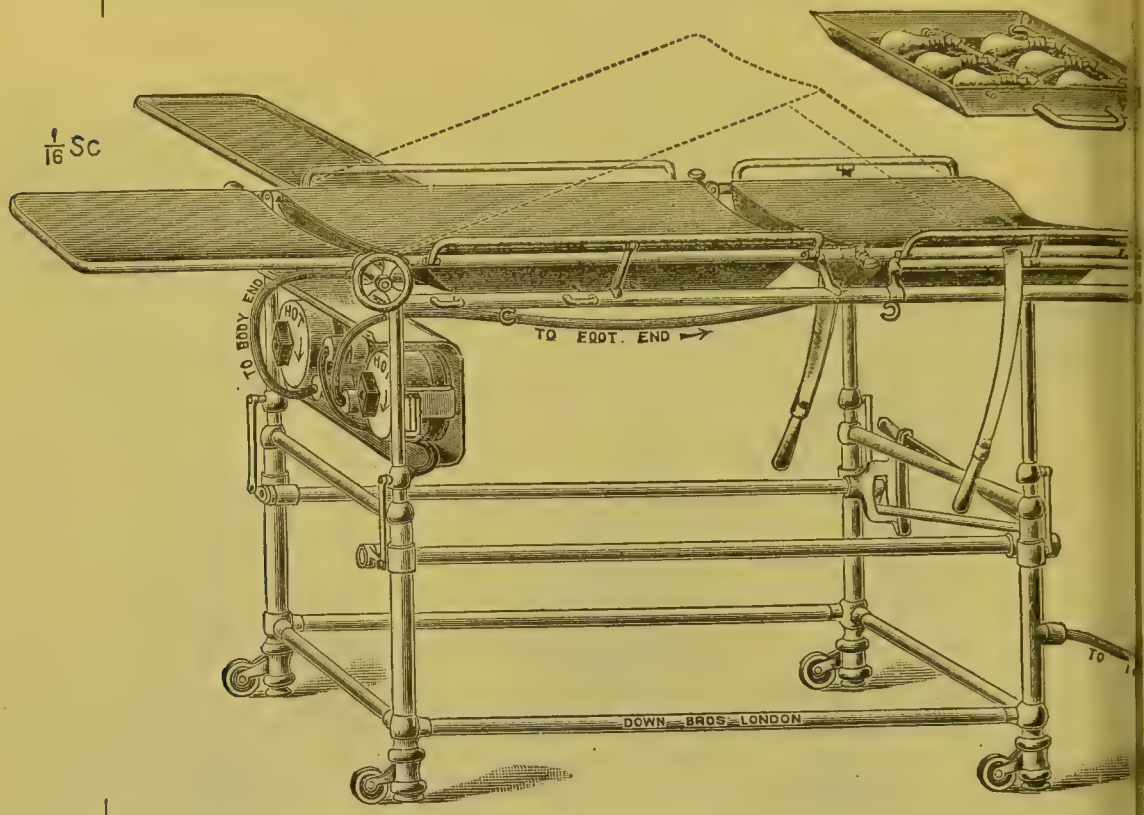

8200.

8200 **Aseptic Operation Table** (Down Bros.' patent), as made for St. Thomas's Hospital, consisting of firm steel framework, the top sloping towards end, fitted on 4 ball-bearing, steel-cupped, rubber-tyred castors, for easily altering position of table or running in and out of theatre; the castors are instantly put in and out of action by means of the lever,—

	£ s. d
White enamelled	£29 0 0
Fitted with new patent jointed framework of German silver to give flat or Trendelenberg position, etc., with zinc covers, and with extra German silver guard rails for waterproof at sides, to prevent drainage over the sides of the table; the guards may be raised or lowered as required	£16 15 0
	45 15 0
If fitted with Douching Shoot for rectal and vaginal operations . . . . . extra	1 10 0
If fitted with Arm Rest, as illustrated (*see also Fig.* 8224, *page* 2105) . . . . . extra	3 5 0
If fitted with reflectors and lamps with rheostats and connections for electric heating . . . . . extra	Estimates on Application. State Voltage of Current.

Accessories for Operation Tables (*see pages* 2104-2110).

No. **Down Bros.' Patent Aseptic Operation Tables,** *continued*,—

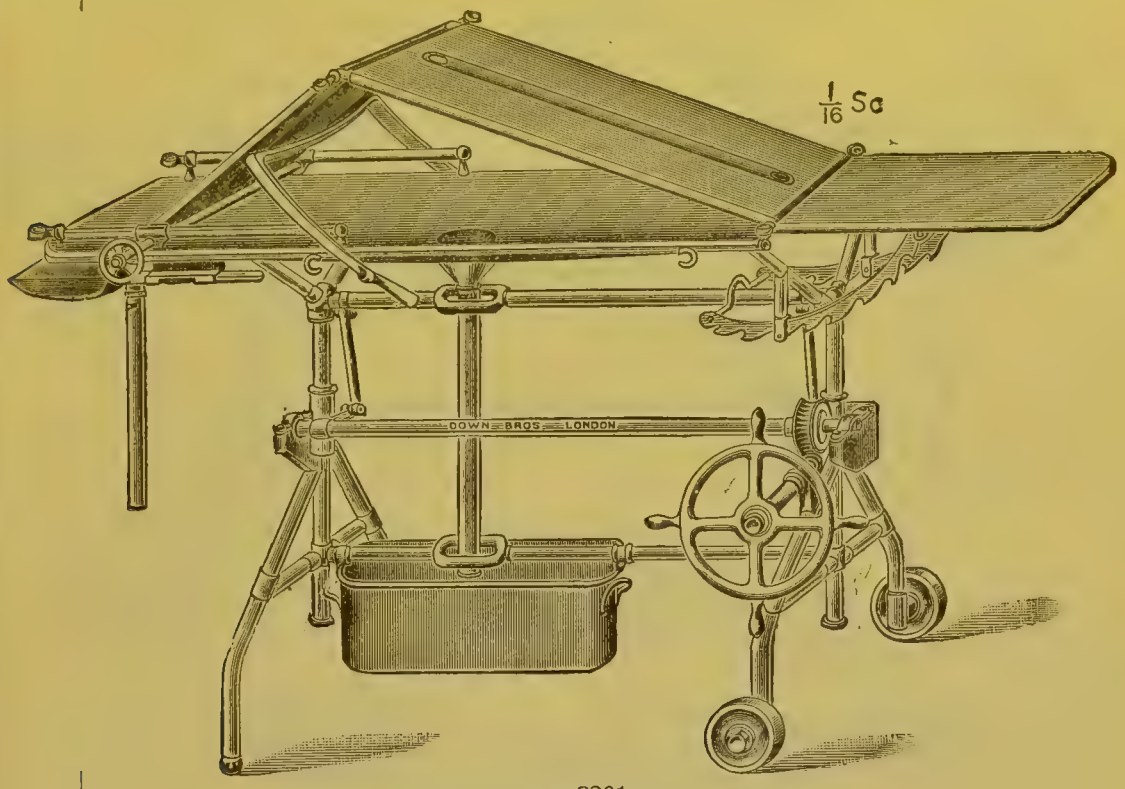

8201.

8201 **Aseptic Operation Table, to raise and lower** (Down Bros.' patent), consisting of firm steel framework, the raising and lowering gear of gun-metal, the top formed of stout zinc slightly trough-shaped, with central opening for drainage, fitted on 2 gun-metal wheels,—

	£ s. d.	£ s. d.
White enamelled	£33 0 0	
Fitted with new patent jointed framework to give flat or Trendelenberg position, etc., with perforated zinc covers	11 0 0	
		44 0 0
If jointed framework made of German silver		46 0 0
If fitted with Douching Tray for vaginal and rectal operations, extra		1 10 0

8202* **Aseptic Operation Table, to raise and lower** (Down Bros.' patent), as described above £33 0 0

	£ s. d.	£ s. d.
Fitted with jointed tubular framework for heating purposes, made of brass and gun-metal, and nickel plated	15 10 0	
Two perforated zinc plates to fit over framework to give flat surface and serve to distribute the heat	2 5 0	
		50 15 0
If fitted with Douching Tray for vaginal and rectal operations, extra		1 10 0

Accessories for Operation Tables (*see pages* 2101–2110).

* The items marked thus * are not illustrated.

No. **Down Bros.' Patent Aseptic Operation Tables,** *continued*,—

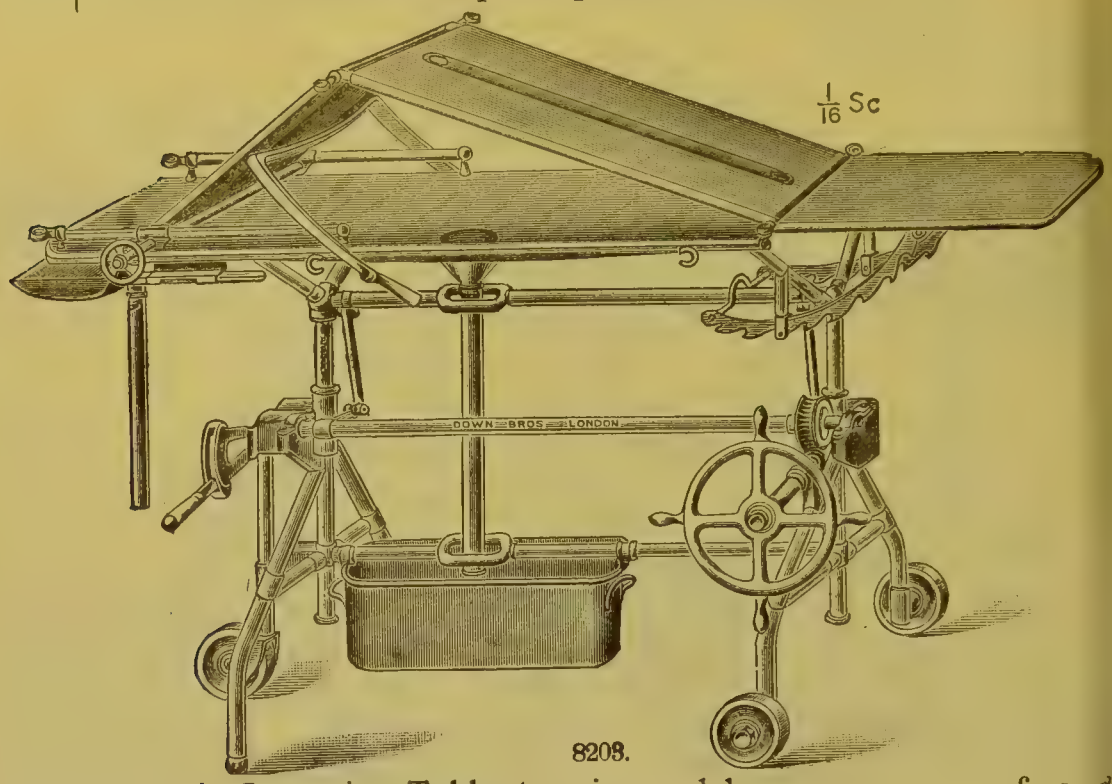

8203.

		£ s. d.
8203	**Aseptic Operation Table, to raise and lower** (Down Bros.' patent) (as made for University College Hospital, etc., etc.), consisting of firm steel framework, the raising and lowering gear of gun-metal, the top formed of stout zinc, slightly trough-shaped, with central opening for drainage ; fitted on 3 wheels for easily running in and out of theatre, the third wheel at one end so arranged as to be instantly put in and out of action by means of lever,—	
	White enamelled £37 0 0	
	Fitted with new patent jointed framework to give flat or Trendelenberg position, etc., with perforated zinc covers 11 0 0	
		48 0 0
	If jointed framework made of German silver	50 0 0
	If fitted with Douching Tray for vaginal and rectal operations, extra	1 10 0
8204*	**Aseptic Operation Table, to raise and lower** (Down Bros.' patent), as described above . £37 0 0	
	Fitted with jointed tubular framework for heating purposes, made of brass and gun-metal and nickel plated 15 10 0	
	Two perforated zinc plates to fit over framework to give flat surface and serve to distribute the heat 2 5 0	
		54 15 0
	If fitted with Douching Tray for vaginal and rectal operations, extra	1 10 0

Accessories for Operation Tables (*see pages* 2104-2110).

* The items marked thus * are not illustrated.

No. | **Down Bros.' Patent Aseptic Operation Tables,** *continued*,—

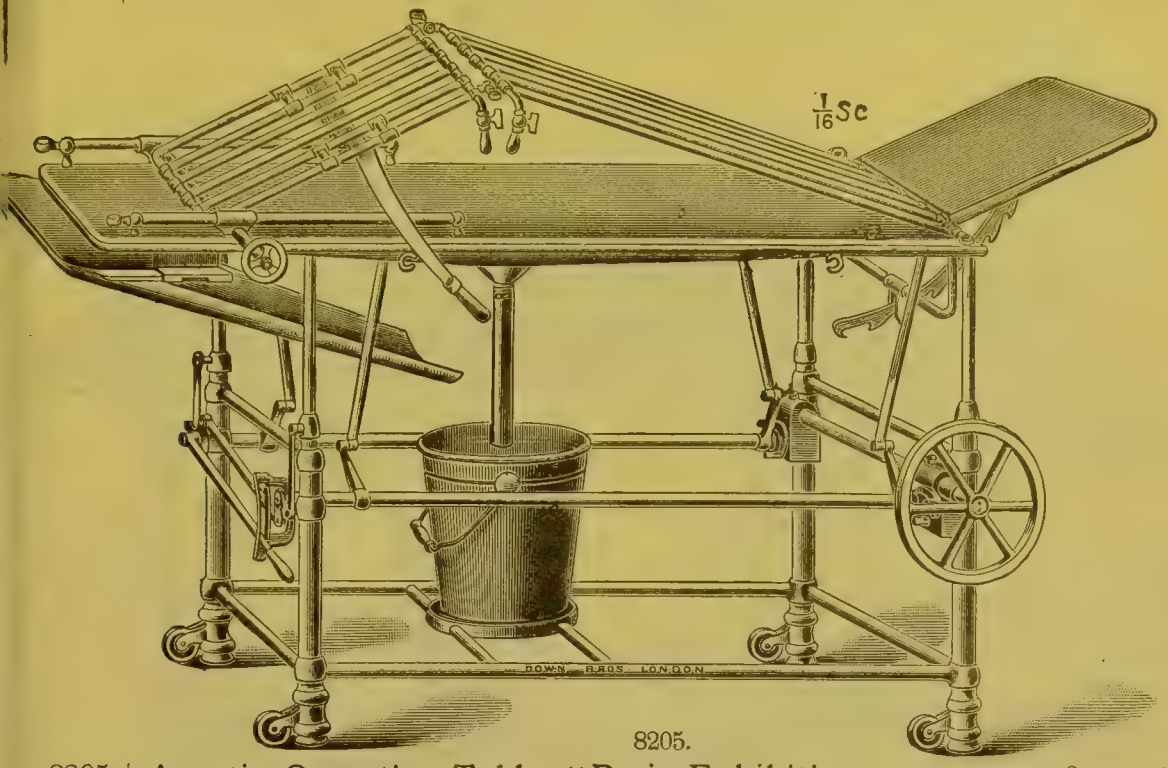

8205.

		£	s.	d.
8205	**Aseptic Operation Table, "Paris Exhibition Model," to raise and lower** (Down Bros.' new treble patent), consisting of firm steel framework, the raising and lowering gear and other working parts of gun-metal, the top formed of stout zinc slightly trough shaped, with central opening for drainage; fitted on four gun-metal, steel-cupped, rubber-tyred, ball-bearing castors, which can be put in and out of action by means of lever; pail support attached to table, with pail,—			
	White enamelled £52 5 0			
	Fitted with new patent jointed tubular framework for heating purposes, to give flat or Trendelenberg position, etc., made of brass and gun-metal, and nickel plated . . . 15 10 0			
	Two perforated zinc plates to fit over framework 2 5 0			
		70	0	0
	If made throughout in polished German silver (but with zinc covers) . . . . . extra	24	0	0
	If fitted with Douching Shoot for rectal and vaginal operations, extra	1	10	0
8206*	**Aseptic Operation Table, "Paris Exhibition Model,"** (Down Bros.' patent), as described above £52 5 0			
	Fitted with new patent jointed tubular framework (not for heating purposes), with perforated zinc covers 11 0 0			
		63	5	0
	If with the jointed framework made of German silver . .	65	5	0
	If fitted with Douching Shoot for vaginal and rectal operations, extra	1	10	0

Accessories for Operation Tables (*see pages* 2104–2110).

* The items marked thus * are not illustrated.

No.

Down Bros.' Aseptic Operation Tables, *continued*,—

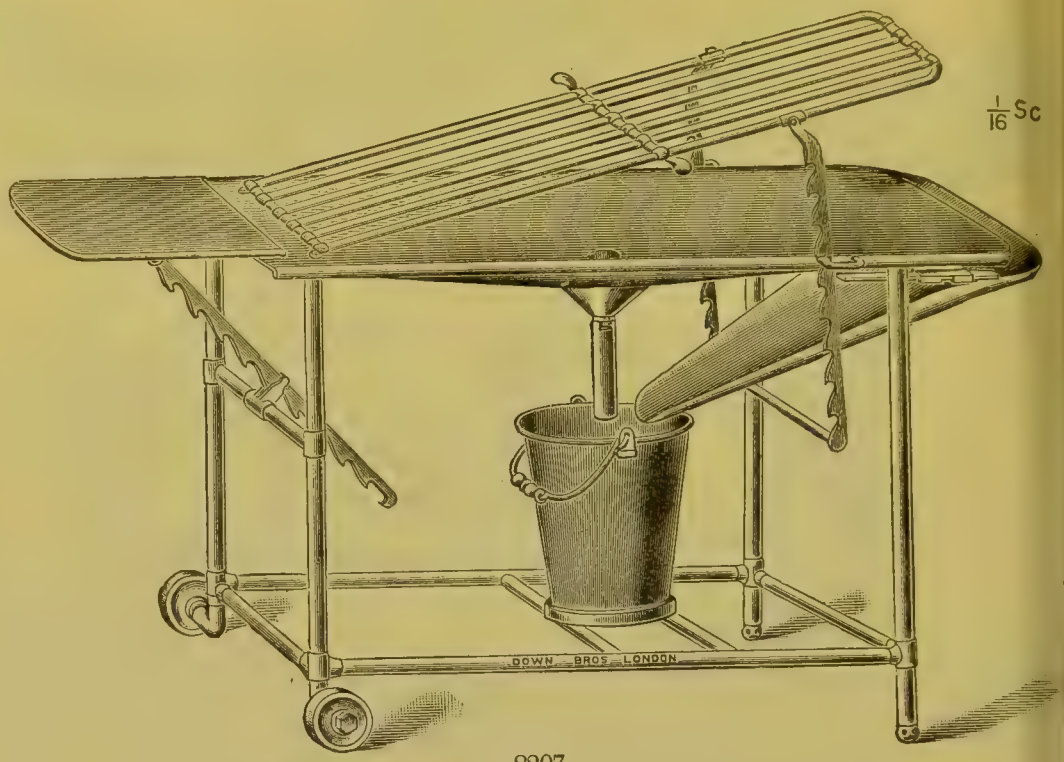

8207.

£ s. d.

8207 **Aseptic Operation Table for Children,** as made for the Victoria Hospital for Children, consisting of firm steel framework, with top formed of stout zinc slightly trough-shaped, with central opening for drainage, pail support attached to table, and pail, steel framework with rack, capable of being fixed at any angle,—

White enamelled	£21	0	0
Perforated zinc cover for top frame . . .	2	5	0
	23	5	0

If fitted with Douching Shoot for vaginal and rectal operations, as shown . . . . . extra 1 10 0

If fitted with hot water Tank . . . . . extra 4 10 0

Accessories for Operation Tables (*see pages* 2104–2110).

No. **Down Bros.' Aseptic Operation Tables,** *continued*,—

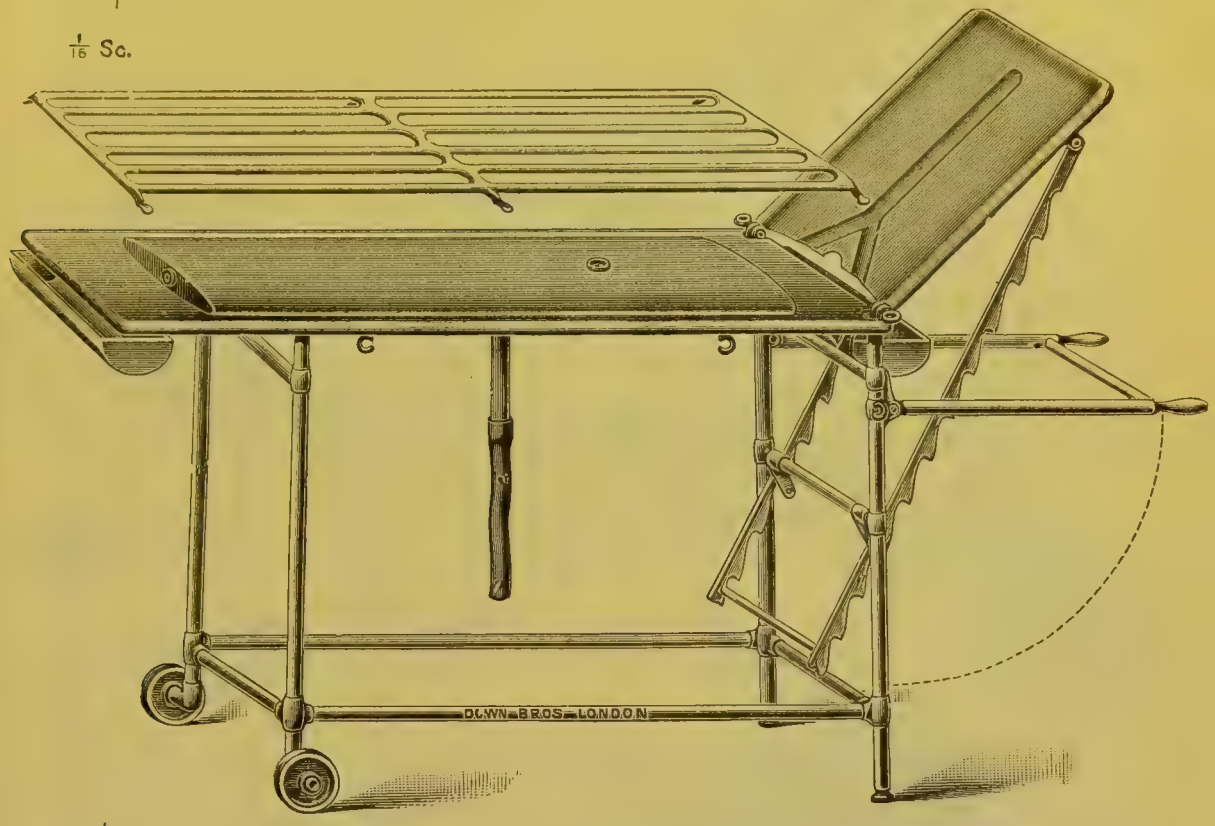

8208.

		£	s.	d.
8208	**Aseptic Operation Table,** Sir William M. Banks', as made for the Liverpool Royal Infirmary, with back rest for operating in the sitting posture, the top formed of stout zinc with central opening for drainage; fitted with flat tubular framework and Douching Tray for rectal and vaginal operations, as shown,—			
	White enamelled	£28	0	0
	Perforated zinc cover to fit on framework . .	2	5	0
		30	5	0
	If fitted with hot water Tank (as shown) . . . extra	4	10	0

Accessories for Operation Tables (*see pages* 2104-2110).

No. **Down Bros.' Aseptic Operation Tables,** *continued*,—

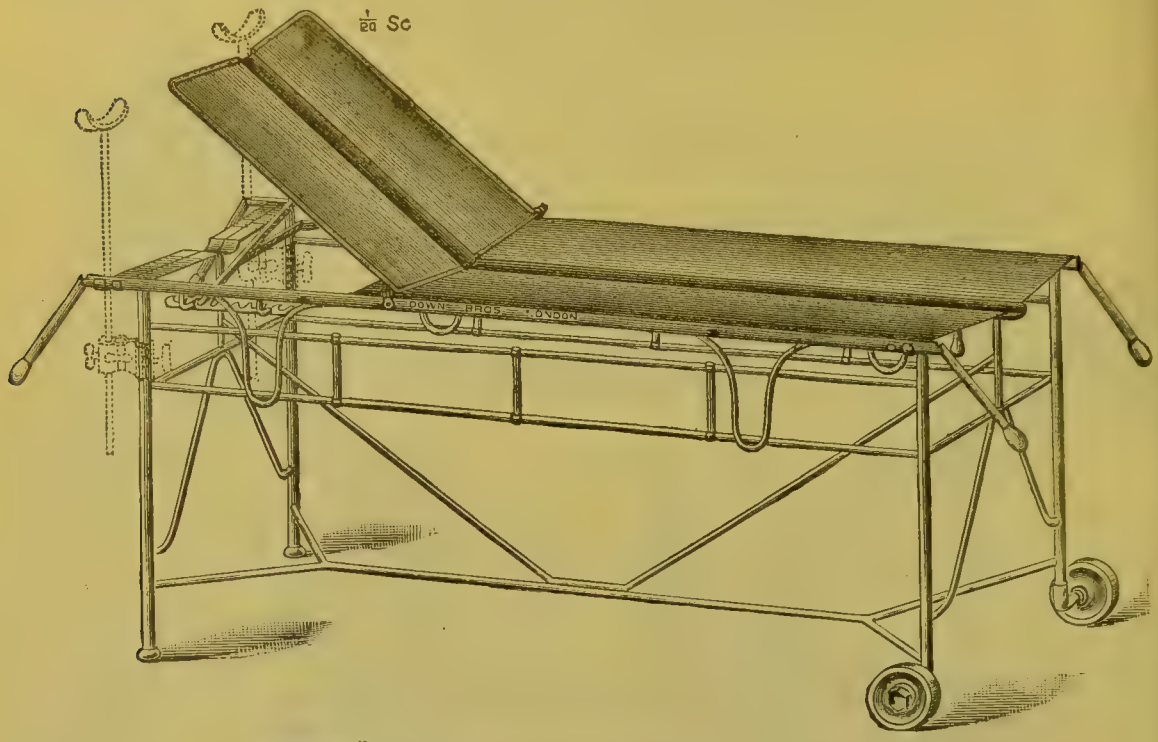

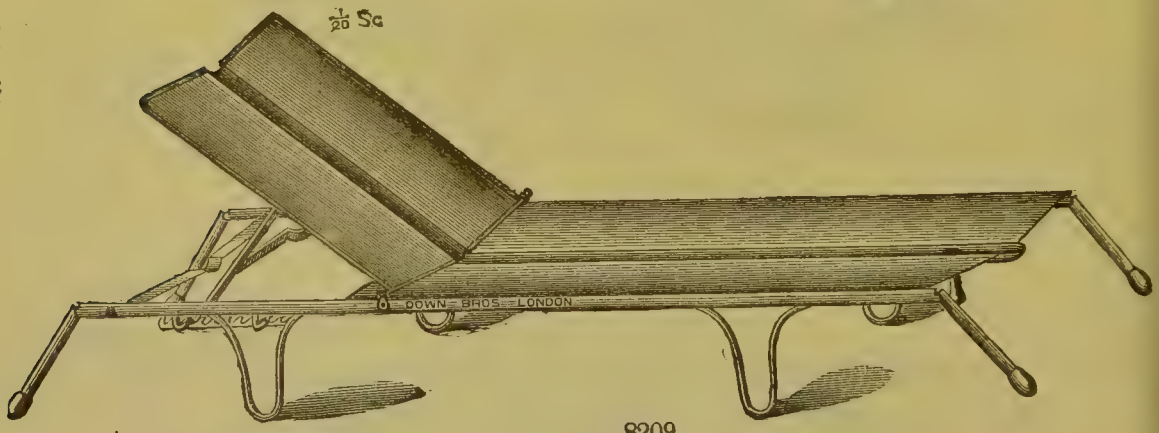

8209.

		£	s.	d.
8209	**Aseptic Operation Table,** Schimmelbusch's, the upper part removable and forming a stretcher. Fitted on 2 large gun-metal wheels at one end and 2 plain feet at other end,—			
	White enamelled	24	14	0
	If fitted with gun-metal nickel-plated clamps, with leg rests as illustrated (*see also Fig.* 8227*a*, *page* 2107), with tinned bars . . . . . extra	4	4	0
	With nickel-plated brass bars . . . . . „	4	19	0
	The clamps can be fixed at either end of the table, and allow the leg rests to be fixed at any height so as to be useful whatever position the patient is in.			
*8209*a*	**Aseptic Operation Table,** as described above, but fitted in addition with large ball-bearing, steel-cupped, rubber-tyred castor at head end, capable of being put in and out of action by means of lever	28	14	0

* The items marked thus * are not illustrated.

No.

Down Bros.' Aseptic Operation Tables, *continued*,—



8210.

No.		£	s.	d.
8210	**Aseptic Operation Table** "The Mitcheson," as made for Dr. Eleanor Mitcheson, The Duchess of Connaught Hospital, Peshawar, consisting of firm steel framework, with zinc top, the central portion raising to give Trendelenberg position, removable nickel-plated tubular hot water frame fitted under central portion; fitted on 2 large gun-metal, rubber-tyred wheels,—			
	White enamelled	25	0	0
	If fitted with Douching Tray at foot end, as shown extra	1	5	6
	If fitted with Douching Tray under head-plate, as shown „	0	9	6

No. | **Down Bros.' Aseptic Operation Tables,** *continued,*—

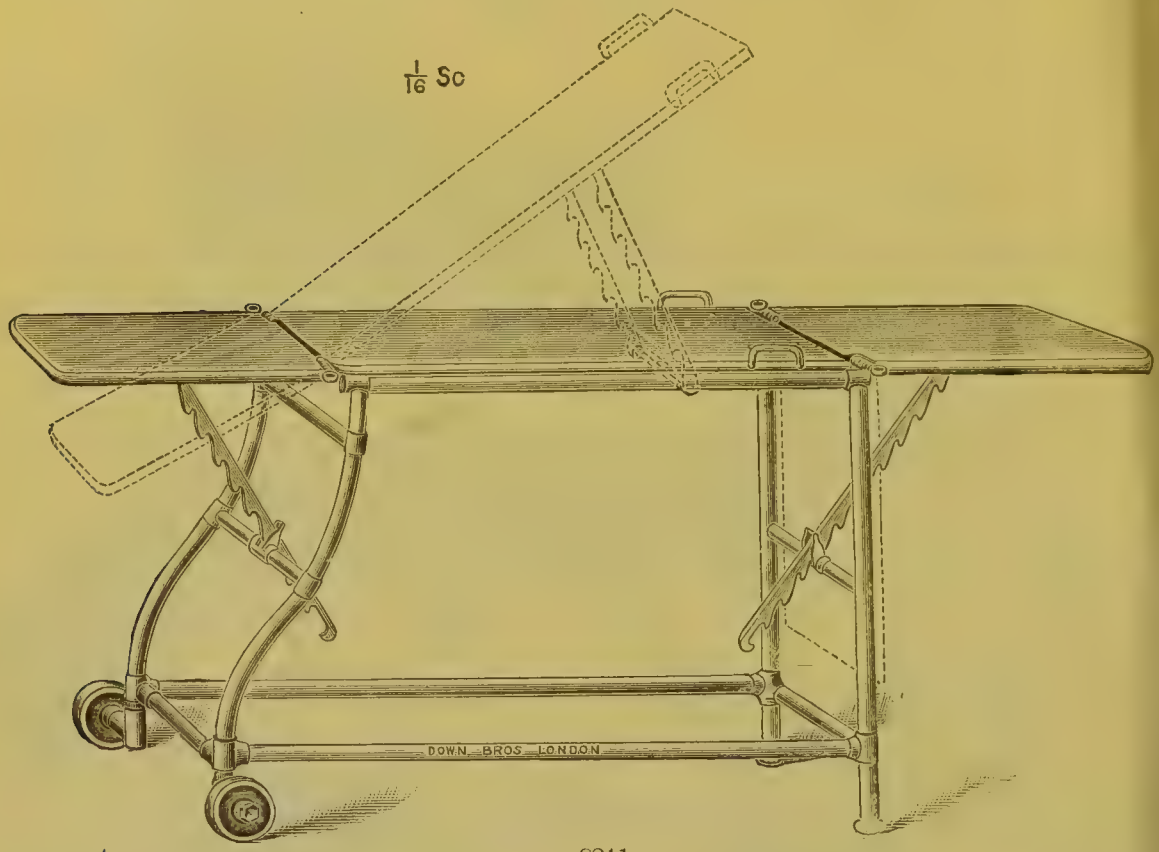

8211.

		£	s.	d.
8211	**Aseptic Operation Table,** consisting of firm steel framework, with sheet-metal top, the central portion raising to give Trendelenberg position. Fitted on 2 large gun-metal wheels and 2 gun-metal feet,—			
	White enamelled	16	10	0
8212*	**Aseptic Operation Table,** as described above, but without the wheels; fitted on 4 gun-metal feet	15	10	0

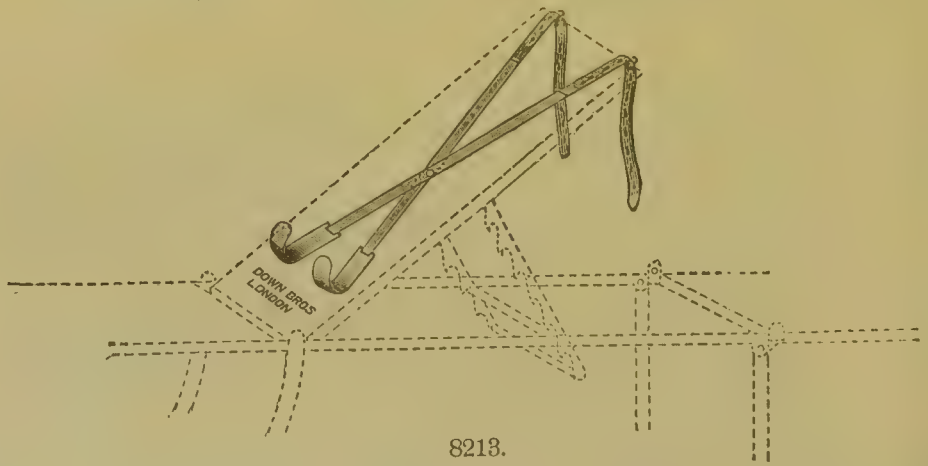

8213.

8213	**Shoulder Rests,** for use in Trendelenberg position . per pair	1	1	0

* The items marked thus * are not illustrated.

No.

Down Bros.' Aseptic Operation Tables, *continued*,—



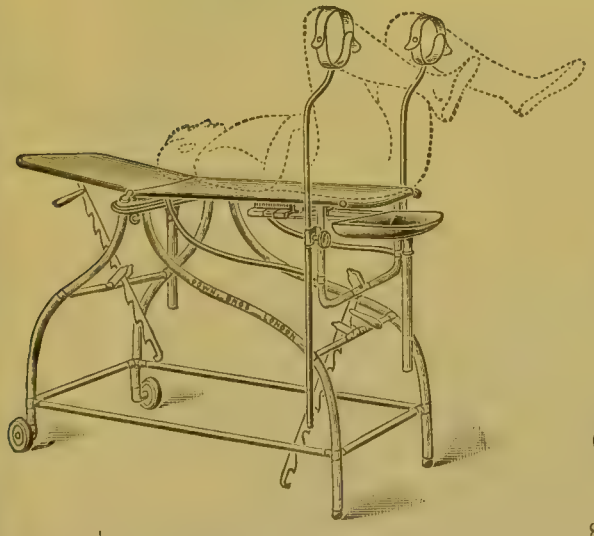

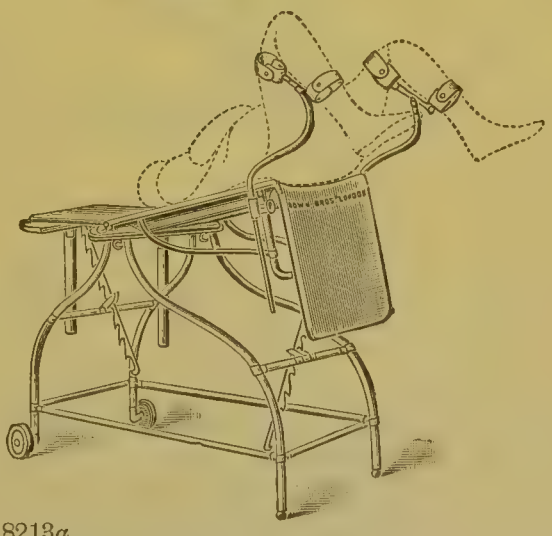

8213*a*.

8213*a* **Aseptic Operation Table,** for Gynæcological Operations, made of seamless steel tube, with gun-metal racks and working parts all nickel-plated, zinc covers, fitted on 2 large gun-metal, rubber-tyred wheels,—

	£	*s.*	*d.*
White enamelled	22	0	0
German silver tube throughout, polished	34	0	0
If fitted with Douching Tray, extra	1	10	0
If fitted with Hot Water Tank, as illustrated, with stopcock to connect with hot water supply, extra	3	0	0

The two forms of Leg Rests shown in illustration are extras and will be found quoted, Figs. 8227*a* and *b*, pages 2107 and 2108.

No.

Down Bros.' Aseptic Operation Tables, *continued*,—

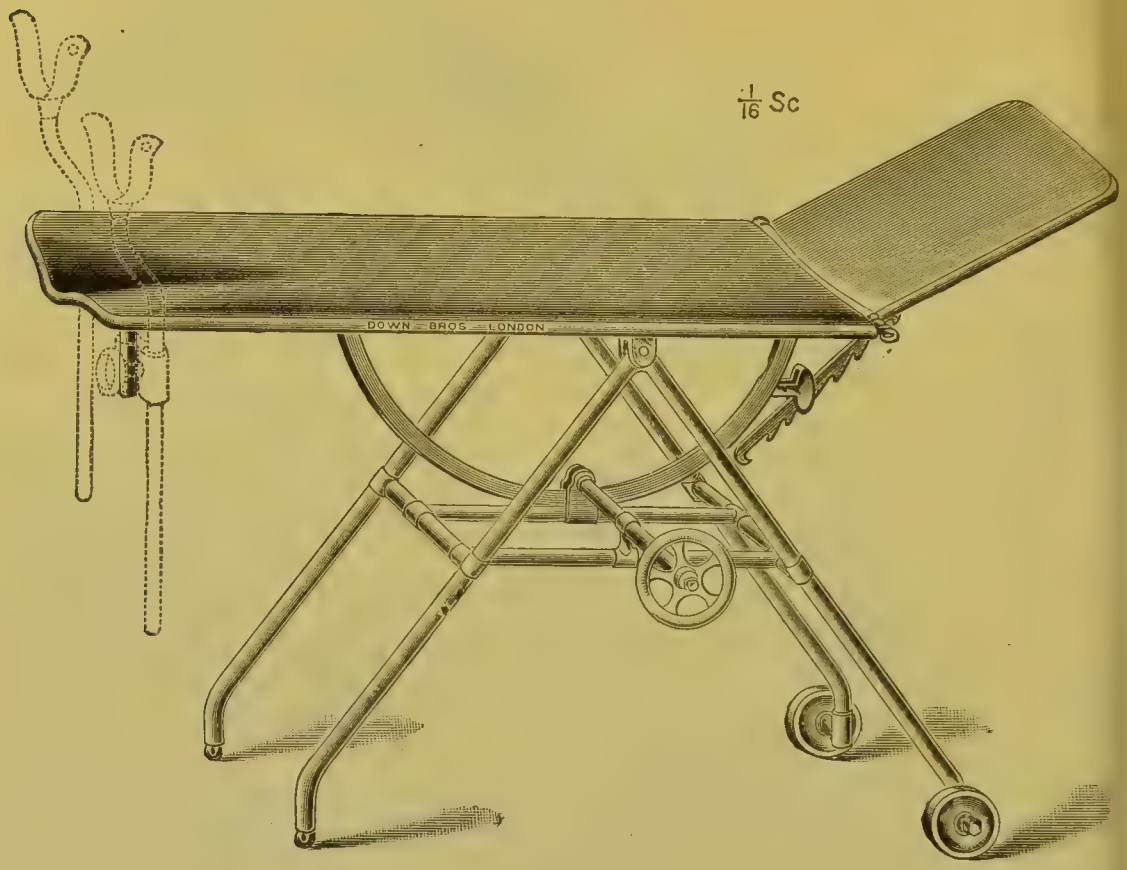

8214.

		£	s.	d.
8214	**Aseptic Operation Table,** for Gynæcological Operations, etc., swing pattern, made of seamless steel tube, with gun-metal working parts, and solid white metal quadrant bar, zinc cover and head-plate; fitted on 2 large gun-metal, rubber-tyred wheels,—			
	White enamelled	22	0	0
	German silver tube throughout, nickel-plated matte	34	0	0
	If fitted with Douching Shoot for vaginal and rectal operations, extra	1	10	0
	If fitted with Leg Rests as indicated, nickel-plated leg bands, tinned iron uprights, and gun-metal nickel-plated clamps, per pair	4	4	0
	If with brass nickel-plated uprights, per pair, £4 19*s.*			
*8214*a*	**Aseptic Operation Table,** swing pattern, as described above but fitted on 3 wheels, the third wheel capable of being easily put in and out of action by means of lever,—			
	White enamelled	26	0	0
	German silver tube throughout, nickel-plated matte	38	10	0

* The items marked thus * are not illustrated.

No. **Down Bros.' Patent Aseptic Operation Tables,** *continued*,—

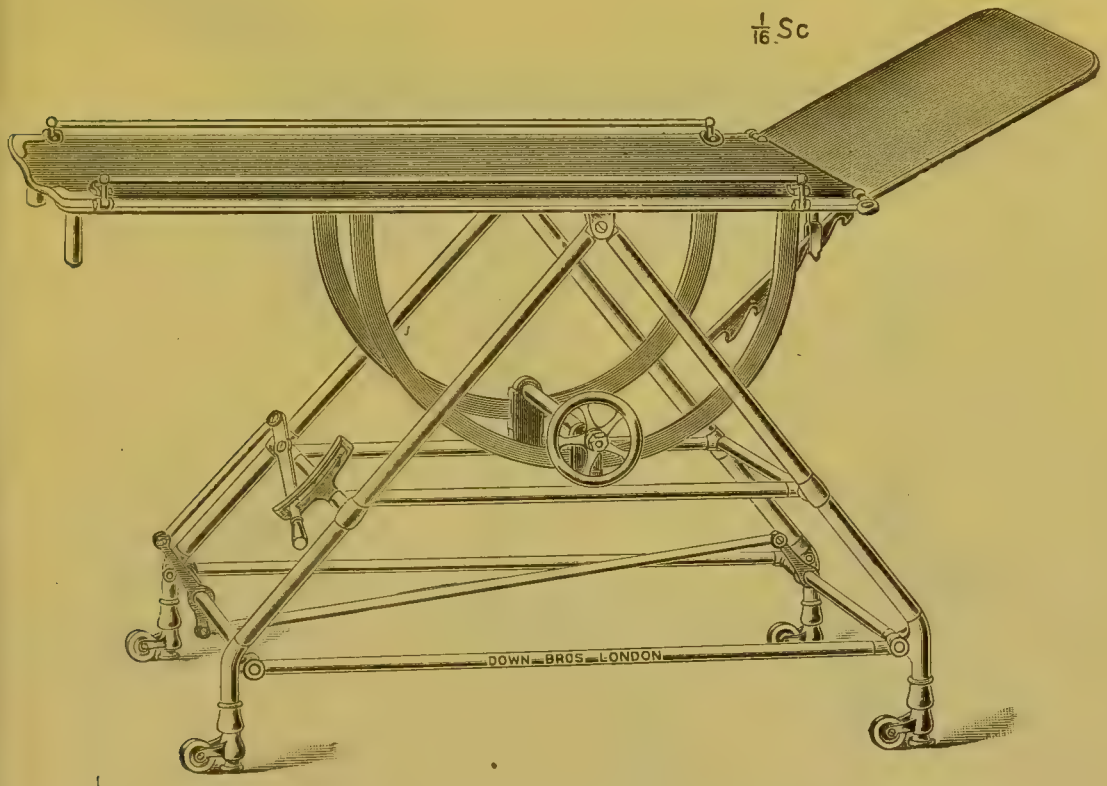

8214*b*.

		£	s.	d.
8214*b*	**Aseptic Operation Table** (Down Bros.' patent), for Gynæcological Operations, etc., as made for St. Thomas's Hospital, swing pattern, with double quadrant bars made of solid German silver, zinc cover and head-plate, fitted on 4 ball-bearing, steel-cupped, rubber-tyred castors capable of being put in and out of action by means of lever,—			
	White enamelled	36	0	0
	German silver tube throughout, nickel-plated matte . .	52	0	0
	If fitted with waterproof rails (German silver), as illustrated extra	2	10	0

No. **Down Bros.' Patent Aseptic Operation Tables,** *continued*,—

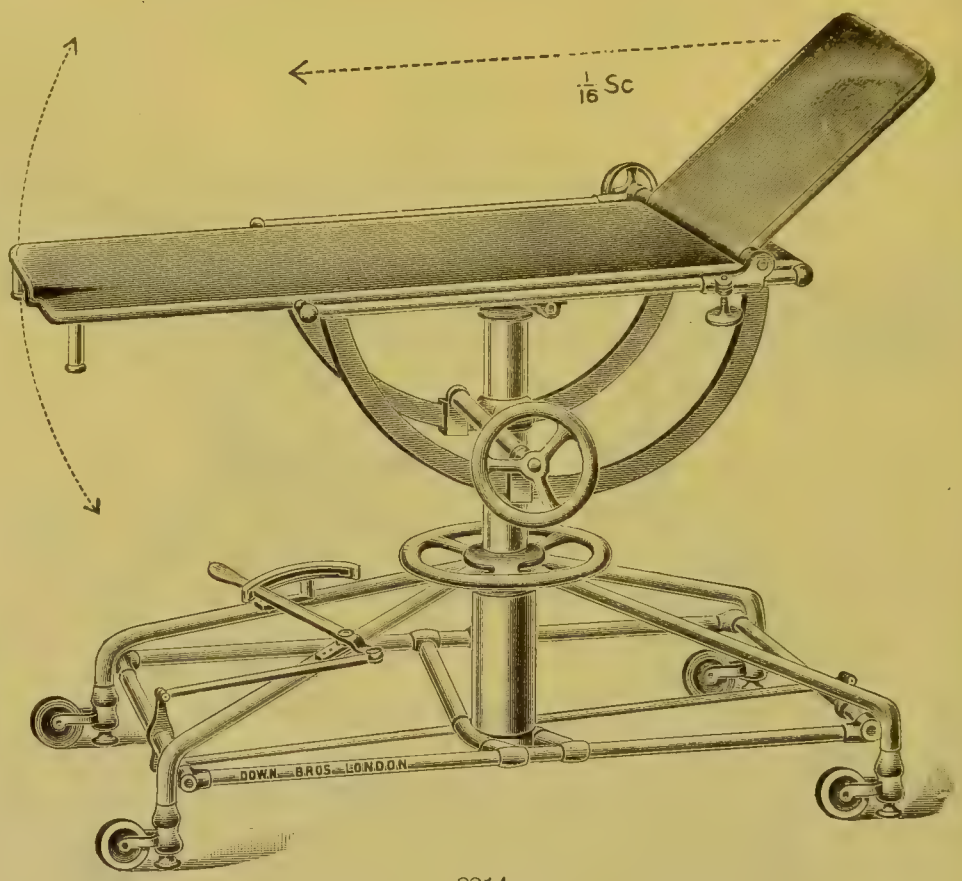

8214c.

		£	s.	d.
8214c	**Aseptic Operation Table** (Down Bros.' patent), for Gynæcological Operations, etc., swing pattern, with double quadrant bars of solid German silver, arrangement to raise and lower (actuated by central horizontal wheel), zinc cover, sliding head plate, fitted on 4 ball-bearing, steel-cupped, rubber-tyred castors, capable of being put in and out of action by means of lever,—			
	White enamelled	65	0	0

No. **Down Bros.' Aseptic Operation Tables,** *continued,*—

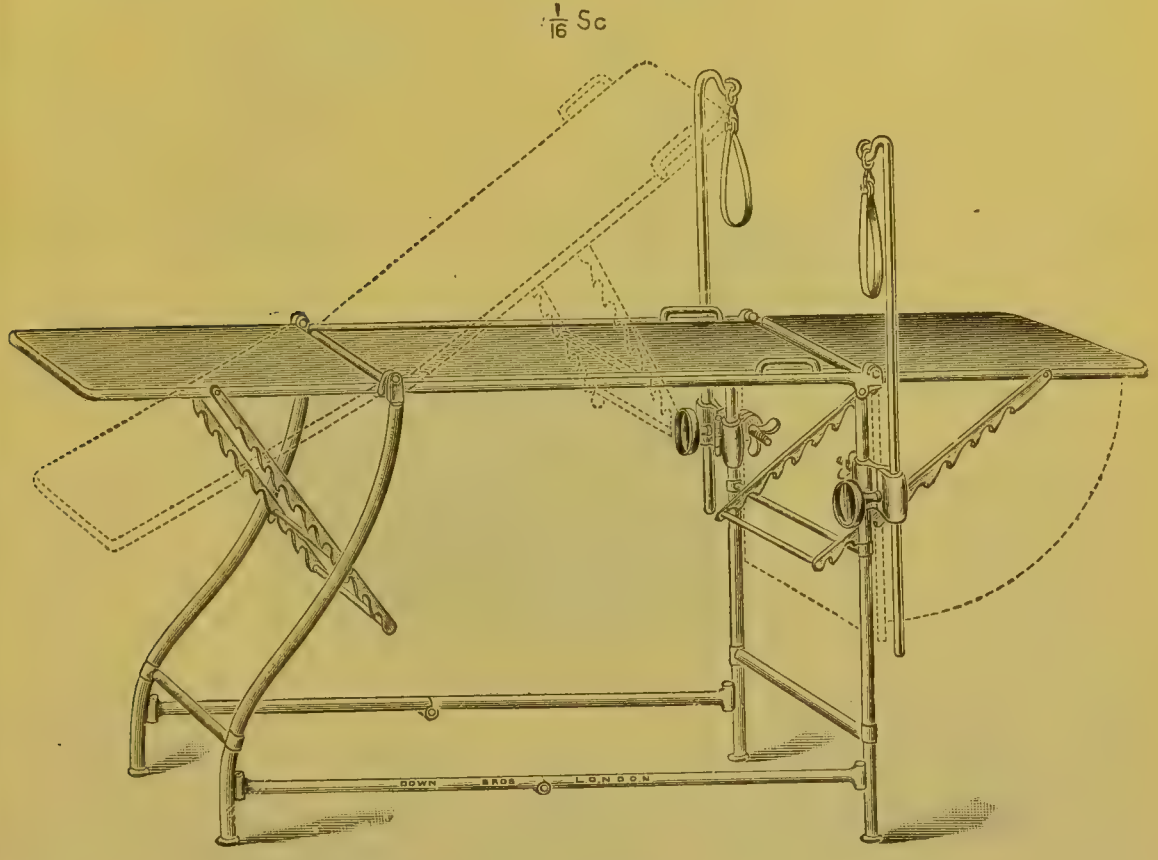

8215.

		£	s.	d.
8215	**Portable Aseptic Operation Table** (Down Bros.' improved), made of seamless steel tube, with gun-metal joints and nickel-plated racks,—			
	White enamelled	13	18	0
	Weight, 62 lbs.; in case, 88 lbs.			
8216	**Leg Rests,** with tinned uprights and leather stirrups, with nickel-plated, gun-metal clamps . . . per pair	3	7	0
8217*	**Strong Stained Box,** 36 × 22 × 6 in. outside, with green baize lining for same	4	4	0

* The items marked thus * are not illustrated.

No.

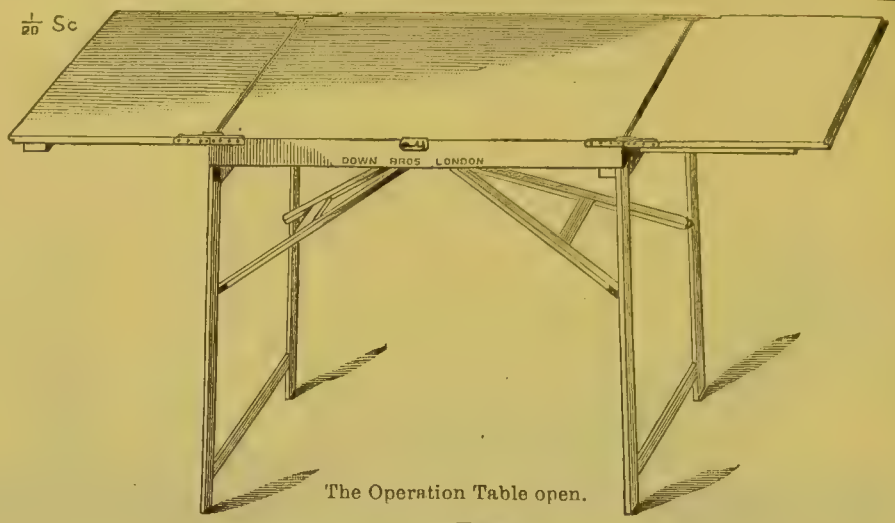

The Operation Table open.



The Table folded and in Case for carriage.

8218.

		£	s.	d.
8218	**Operation Table,** portable wooden, designed by Mr. Jordan Lloyd, F.R.C.S., with Brown Canvas Waterproof Case strongly bound with leather. Size of table when open, 70 × 20 × 32 in.; size in case, 35 × 21 × 6 in. complete	5	5	0
	Price of the Table only, without Case, £4.			
	Weight, 38 lbs.; in case, 42 lbs.			
	This Table is also made 36 ins. high, price 10*s.* extra.			
	Leg Rests, with clamps fitted to Table . . . per pair	2	2	0

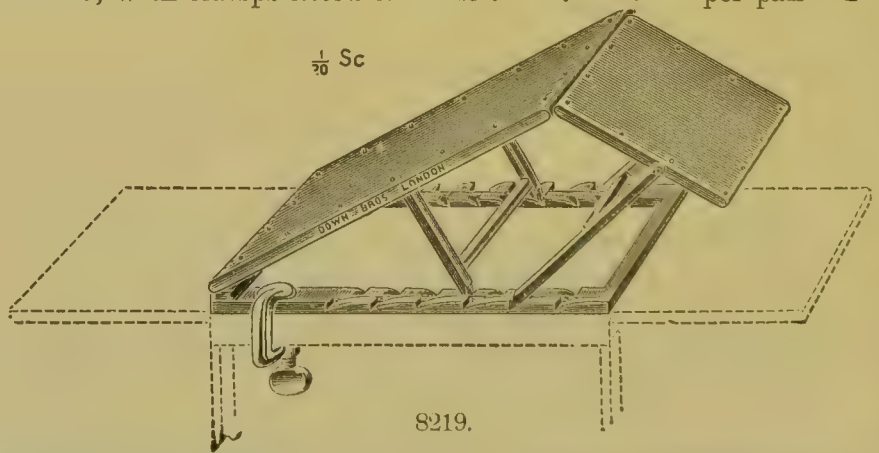

8219.

8219	**Trendelenberg Frame** for use with above, with pair of gun-metal clamps for fixing to table	3	3	0
	Price of Frame, £2 2*s.*, and pair of Clamps, £1 1*s.*			
8220*	**Brown Waterproof Canvas Case,** to take frame and clamps	1	1	0

* The items marked thus * are not illustrated.

No.

Operation Tables, *continued*,—

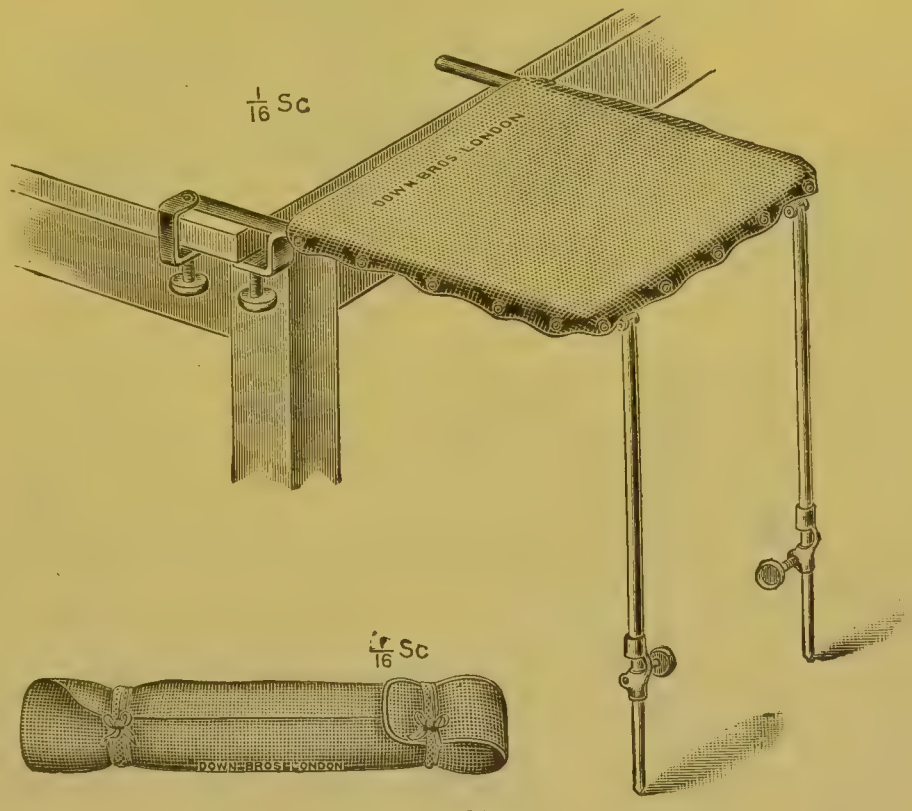

8221.

		£	s.	d.
8221	**Portable Operation Table Extension,** suggested by Dr. Howden, of Dover, in canvas case . . complete	3	18	0

The ordinary Kitchen Table frequently called into requisition by the Surgeon is usually too short; the "extension" when clamped to the table forms a rest for the feet.

No.

Accessories for use with Operation Tables.

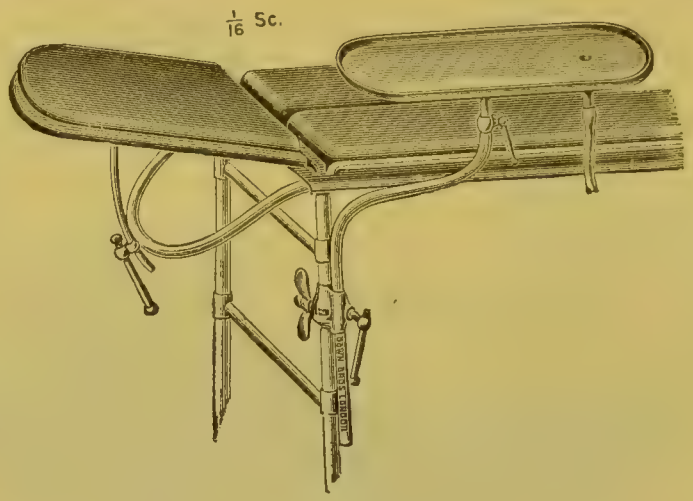

8222.

8222 **Arm Rest,** designed for use with Down Bros.' Patent Operation Tables. It can be fastened by means of the clamp to either leg of the table, and serves also as a rest for the feet when using the left lateral position; with nickel-plated gun-metal clamp to fix to table . . . . £ 3 0 0

N.B.—21*s.* allowed for clamp if not required.

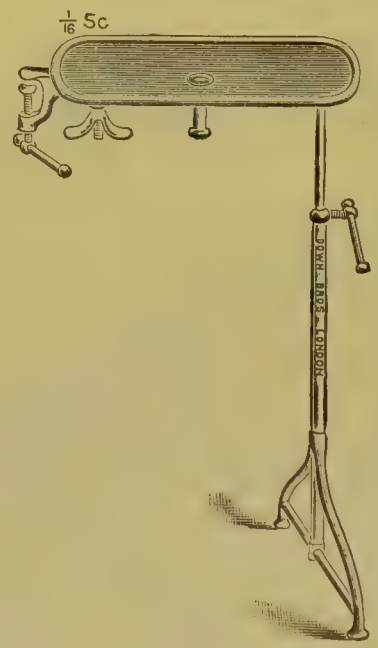

8223.

8223 **Arm Rest,** modified form for use in connection with raise and lower tables shown on pages 2089-90. Can be fixed in any position to edge of table by means of the clamp. . . 3 17 6

No.

Accessories for use with Operation Tables, *continued*,—

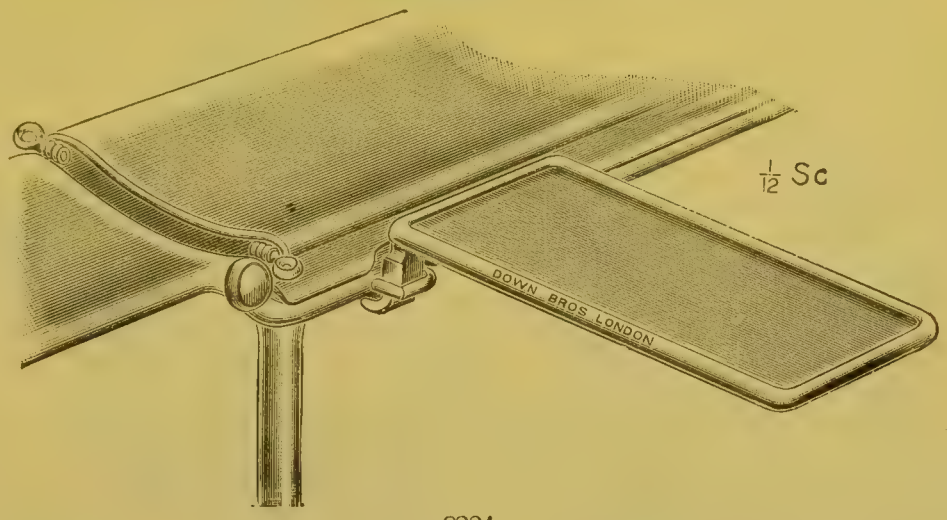

8224.

		£	s.	d
8224	**Arm Rest**, designed for use with Down Bros.' Patent Operation Tables (at the suggestion of Mr. Cuthbert Wallace, F.R.C.S.). German silver framework with zinc top . .	3	5	0

N.B.—The table must be specially built, with the necessary loops on both sides of table for right and left hands.

Back Rests (*see* Pelvic Rests, *page* 2110).



8225.

8225	**Cushions covered Waterproof**, for use with Operation Tables . . . . . per set	1	18	0

No.

Accessories for use with Operation Tables, *continued*,—

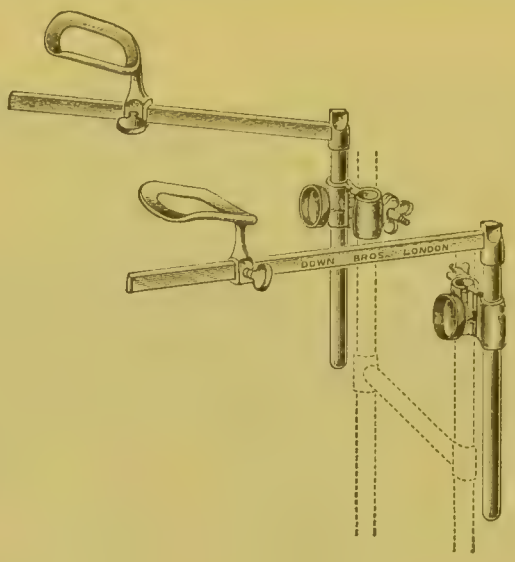

8226.

		£	s.	d.
8226	**Foot Rests**, stirrup pattern, designed for use with Down Bros.' Operation Tables 8181–8200, 8205–8208. For Vaginal operations and examinations, nickel-plated, with gun-metal, nickel-plated clamps . . . . . per pair	4	12	0
*8226*a*	**Foot Rests**, stirrup pattern, as described above, but for use with Tables 8201–8204, 8209–8214*c*, with clamps . per pair	4	12	0

Separate cost of clamps, 42*s*. per pair, which may be deducted if not required.

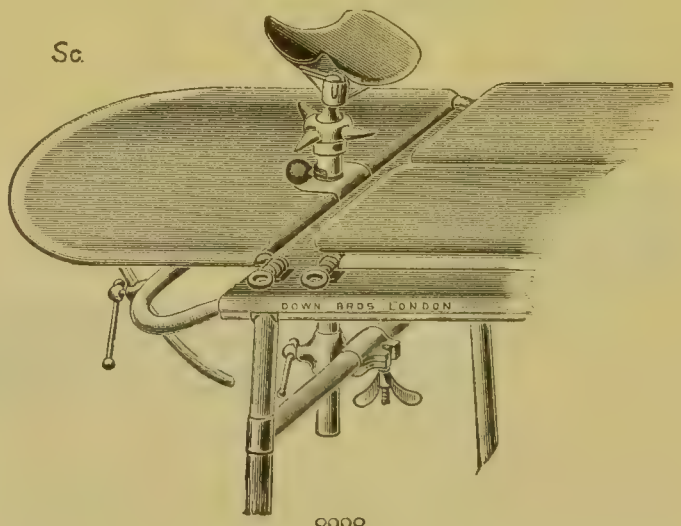

8228.

8228	**Head Rest**, Victor Horsley's, for operation on the skull, with ball and socket motion to fix in any position, right and left head-plates and clamp to fix to table	5	0	0

* The items marked thus * are not illustrated.

No. **Accessories for use with Operation Tables,** *continued*,—

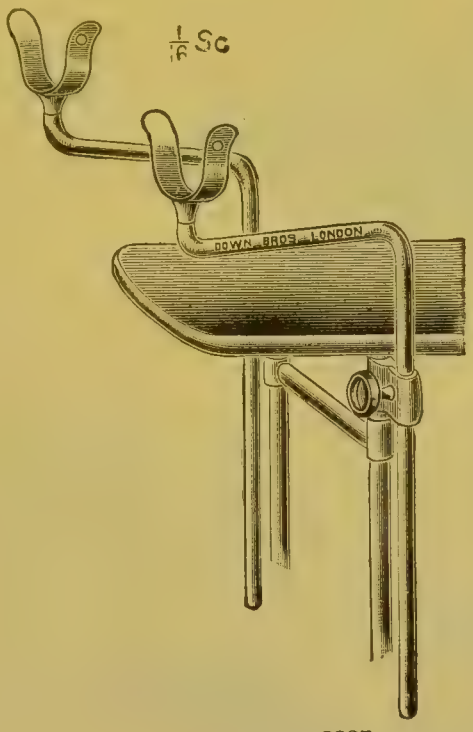

8227.

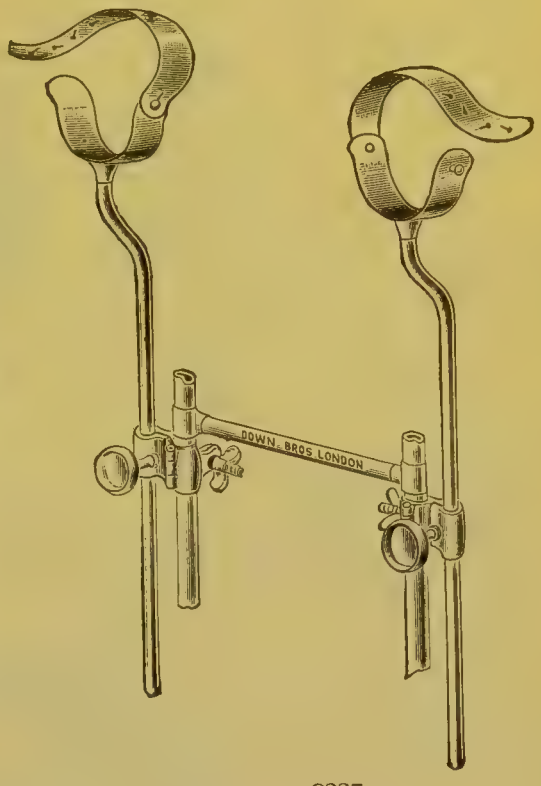

8227*a*.

		£	*s.*	*d.*
8227	**Leg Rests,** designed for use with Down Bros.' Operation Tables, Figs. 8181–8200, 8205–8208, with nickel-plated leg-bands, tinned uprights, and gun-metal nickel-plated clamps . . . . . per pair	4	4	0
	If with brass nickel-plated uprights . . . „	4	19	0
	Separate cost of clamps, 42*s.* per pair, which may be deducted if not required.			
8227*a*	**Leg Rests,** with short cranks, suitable for Tables, Figs. 8201–8204, 8209–8214*c*, with nickel-plated leg-bands, tinned uprights, and gun-metal nickel-plated clamps per pair	4	4	0
	If with brass nickel-plated uprights . . . „	4	19	0
	Separate cost of clamps, 42*s.* per pair, which may be deducted if not required.			

No. **Accessories for use with Operation Tables,** *continued,*—



8227*b*.

		£	*s.*	*d.*
8227*b*	**Leg Rests,** with thigh and calf bands, nickel-plated, tinned uprights and gun-metal nickel-plated clamps . per pair	5	12	0
	If with brass nickel-plated uprights . . . . „	6	7	0

Separate cost of clamps, 42*s.* per pair, which may be deducted if not required.

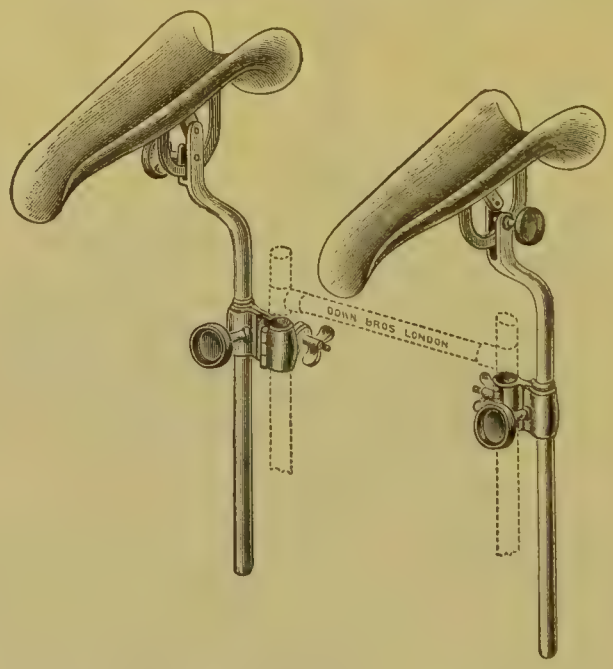

8227*c*.

		£	*s.*	*d.*
8227*c*	**Leg Rests,** Meyer's, with nickel-plated troughs, tinned iron uprights, and gun-metal nickel-plated clamps . per pair	5	12	0
	If with brass nickel-plated uprights . . . . „	6	7	0

Separate cost of clamps, 42*s.* per pair, which may be deducted if not required.

No. **Accessories for use with Operation Tables,** *continued*,–

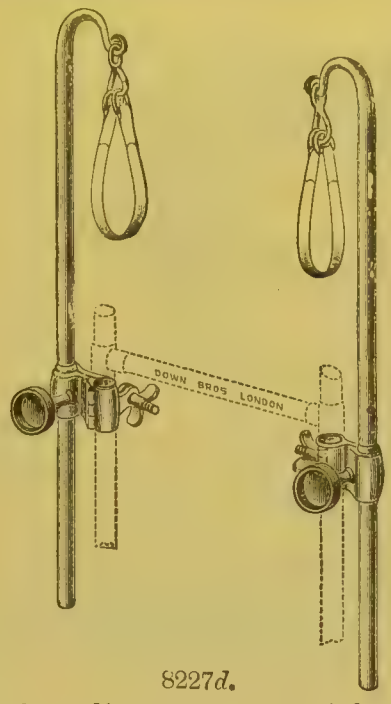

8227*d*.

No.		£	*s.*	*d.*
8227*d*	**Leg Rests,** with leather slings, tinned uprights and nickel-plated clamps . . . . . per pair	3	7	0
	If with brass nickel-plated uprights . . . . . „	3	17	0

Separate cost of clamps, 42*s.* per pair, which may be deducted if not required.

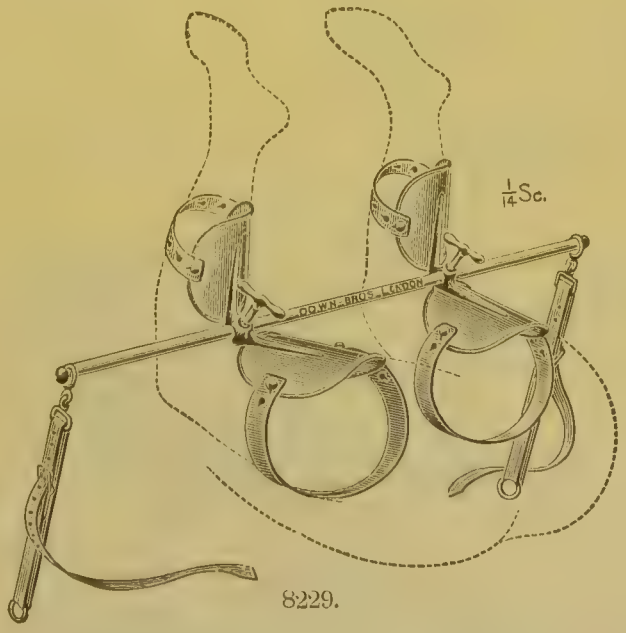

8229.

3229	**Lithotomy Crutch,** designed for use with Down Bros.' patent Operation Tables (it may, however, be used with any operation table that is provided with suitable hooks underneath for attachment of the straps); with nickel-plated metal plates (not covered), as made for St. Thomas's Hospital	3	10	0
	Ditto, ditto, but with metal plates padded and covered waterproof	3	0	0

No. **Accessories for use with Operation Tables,** *continued*,—



8229*b*.



8229*c*.

Pelvic Rests,— £ *s*. *d*.

8229*b* Volkmann's, for bandaging; 2 sizes, children's and adults', each 0 7 6

8229*c* Wallace's Aseptic, made entirely of metal, improved shape, 2 sizes, children's and adults' . . . . . each 1 7 6

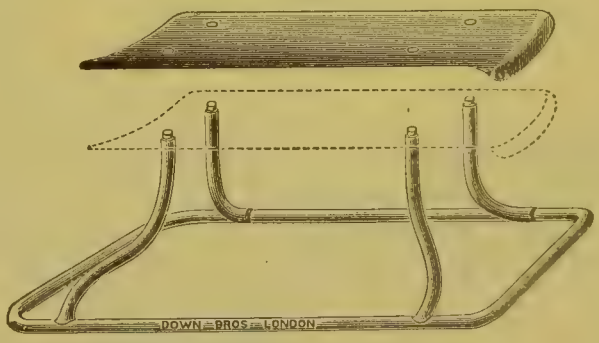

8229*d*.

8229*d* With removable top, tinned iron base and nickel-plated top 1 1 0

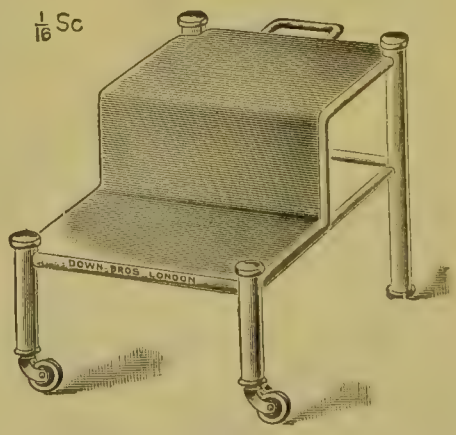

8229*e*.

8229*e* **Steps for Mounting Operation Table,** with tinned metal top, fitted on 2 rubber-tyred castors,—

White enamelled 4 10 0

No.

Down Bros.' Patent Consulting Room Couch.

8230*a* **Couch for Consulting Room** (Down Bros.' patent), with arrangement to raise and lower, giving Trendelenberg, back, and left lateral positions, metal framework, with pegamoid covered cushions,—
Enamelled chocolate colour £24 0 0

The Rest, drawn apart from table, can be attached by means of clamp, and forms a support for the feet when using the left lateral position.

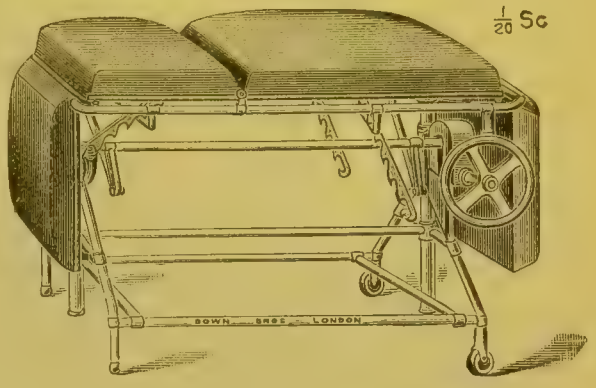

Extras,—
Rest, with polished wood top for feet . £1 15 0
Extra Cost of Clamp if required, 17*s.* 6*d.*

Stirrups for feet, with clamps for fixing to couch, as illustrated, per pair £3 0 0
Douching Tray, as illustrated £1 1 0

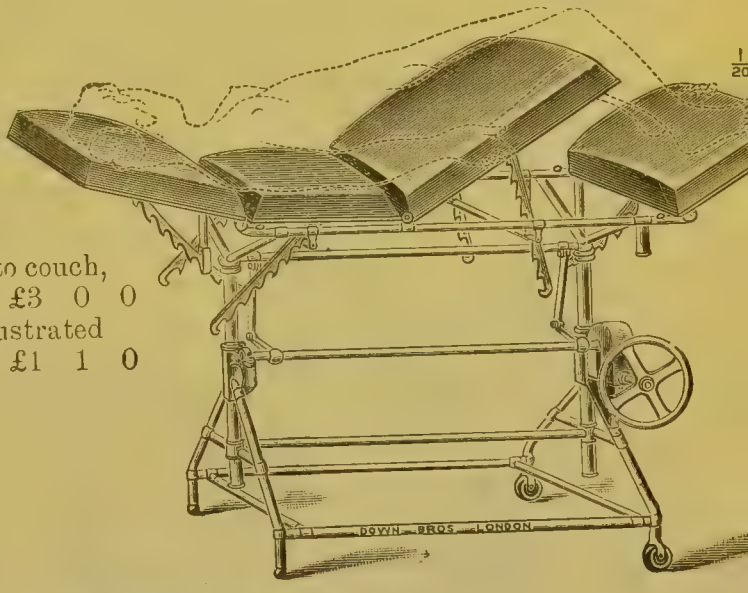

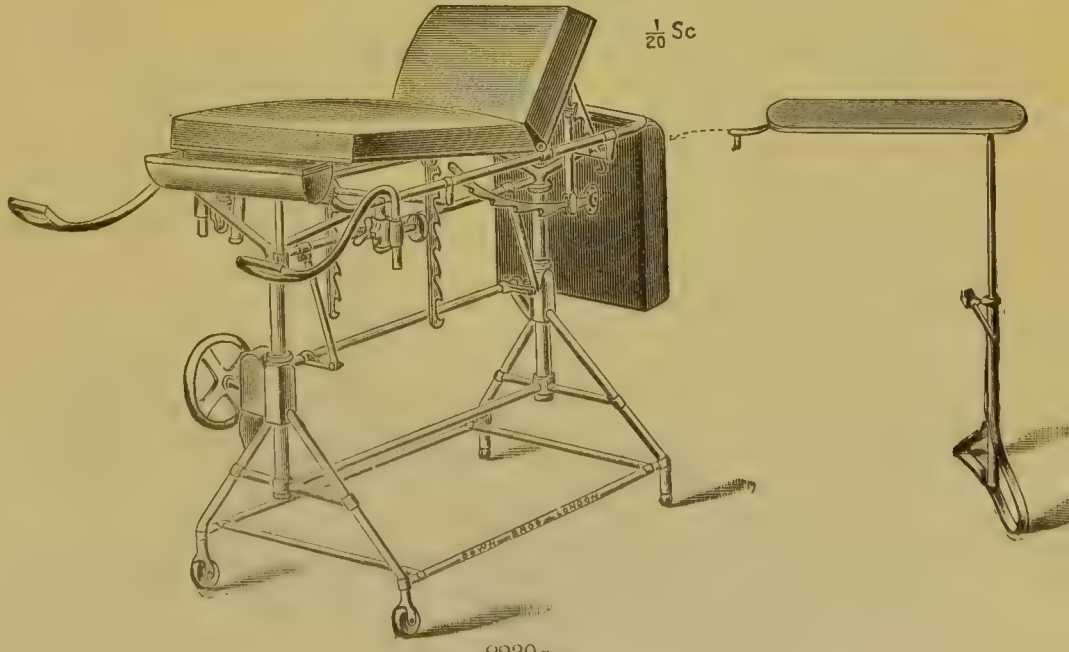

8230*a*.

No.

Operation Stools.

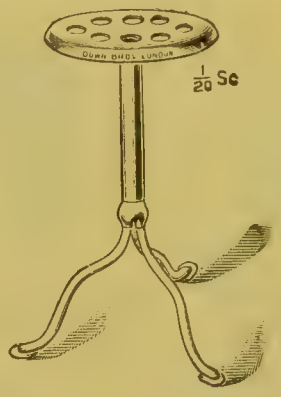

8240.

		£	s.	d.
8240	**Nurse's Stool,** at fixed height (25 in.) for use of theatre sister, nurses, etc.,—			
	White enamelled, with nickel-plated seat . . . . each	2	5	0

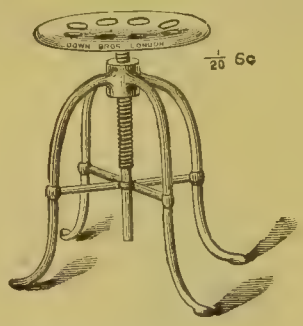

8241.

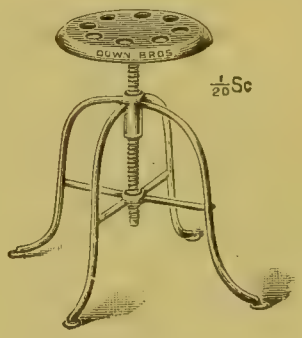

8242.

8241	**Operation Stool,** to raise and lower,—range 18½ to 27½ in.			
	White enamelled throughout . . . . . each	2	7	6
	Ditto, with nickel-plated seat . . . . . „	3	0	0
8242	**Operation Stool,** with greater range (18½ to 32 in.), suitable for sitting at side of table during prolonged operations, as well as in lower position for rectal operations, etc.,—			
	White enamelled, with nickel-plated seat . . . each	3	10	0



8243.

8243	**Operation Stool,** to raise and lower, range 20 to 30 in., with oval seat, suitable for surgeon's consulting room or theatre,—			
	White enamelled throughout . . . . . each	2	4	0
	Ditto, with nickel-plated seat . . . . . „	2	16	6

No. **Operation Stools,** *continued*,—

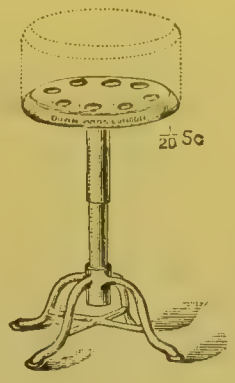

8244.

8244 **Operation Stool,** as made for the Paris Exhibition, and supplied to Guy's, The London, and University College Hospitals, etc., etc., with long range (20 to 32 in.), sheathed screw,— £ s. d.

White enamelled base, nickel-plated stem and seat . . each	4	4	0
Made throughout in German silver polished . . . „	5	15	0
Ditto, ditto, nickel-plated matte . . . . . „	6	0	0



8245.

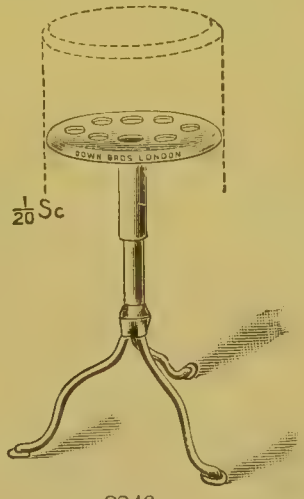

8246.

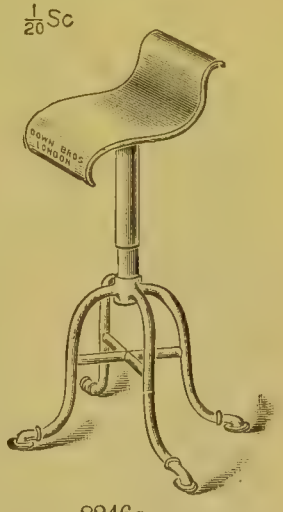

8246*a*.

8245 **Stool for Anæsthetist,** tall,—

White enamelled, with nickel-plated seat, range 25 to 35 in.

each	2	12	6
Ditto, with nickel-plated oval seat, ditto . . . „	2	17	6

8246 **Stool for Anæsthetist,** tall, to raise and lower, with sheathed screw, range 25 to 35 in.,—

White enamelled base, nickel-plated stem and seat . . each	3	7	6
Ditto, ditto, with oval nickel-plated seat . . . „	3	10	0
Made throughout in German silver polished . . . „	4	12	6
Ditto, ditto, nickel-plated matte . . . . . „	4	17	6

8246*a* **Stool for Anæsthetist,** tall, to raise and lower, with sheathed screw, and music stool seat, range 25 to 35 in.,—

White enamelled base, nickel-plated stem and seat . . each	4	10	0
Made throughout in German silver polished . . . „	6	5	0
Ditto, ditto, nickel-plated matte . . . . . „	6	10	0

No.

Bed Screens.



8247.

No.	Screens,—	£	s.	d.
8247	St. Thomas's pattern, covered American cloth, 5 ft. 6 in. high, leaves 2 ft. wide, 4-fold . . . . . each	2	8	6

If fitted with Castors, 6*s.* extra.



8248.

8248	The "Picardy," polished pine, for curtain hangings, 5 ft. 6 in. high, leaves 2 ft. wide . . . . . each	1	18	6

No. **Screens,** *continued,*—



8249.

No.		£	s.	d.
8249	Aseptic, with 3 leaves, 5 ft. 6 in. high × 8 ft. wide, fitted on 6 rubber-tyred castors,—			
	White enamelled, with white Holland hangings . . each	4	7	6
*8249*a*	Ditto, ditto, ditto, fitted on metal feet . . . „	3	7	6
	If without hangings, 6*s.* each less.			

* The items marked thus * are not illustrated.

No.



8250.

		£	s.	d.
8250	**Sink,** for operation theatre, white glazed throughout, and with all corners and edges rounded, 42 × 24 × 9 in. (outside), each	3	14	
	Nickel-plated fitting for waste	0	11	
	Iron Brackets for supporting same (plain, for painting), per pair	0	17	
8251*	**Sink,** white glazed, as described above, 30 × 20 × 11 in. (outside) each	3	7	
	Nickel-plated fitting for waste	0	11	
	Iron Supporting Brackets (plain, for painting) . per pair	0	17	

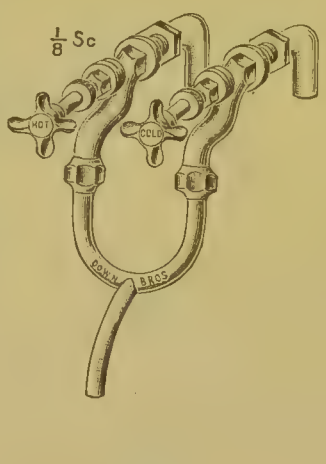

8252.

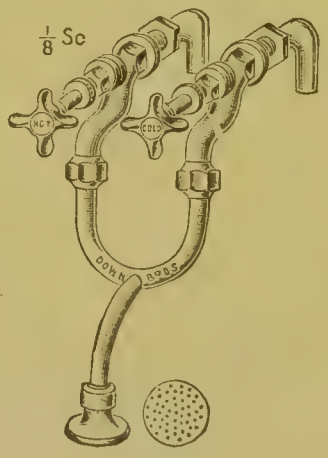

8253.



8254.

Taps for use over Sinks, with hot and cold valves, for giving supply at wished-for temperature,—

			Brass.	Nickel-plated.
8252	With plain tube	per set	£1 13 0	£1 16 0
8253	With rose end	„	1 18 0	2 2 0
8254	With tube connection for use with heating arrangement of Operation Table	„	1 17 0	2 1 0

Two or three sets may be placed over each sink (*see also Fig.* 8192, *page* 2082 and 8109, *page* 2188).

* The items marked thus * are not illustrated.

No.

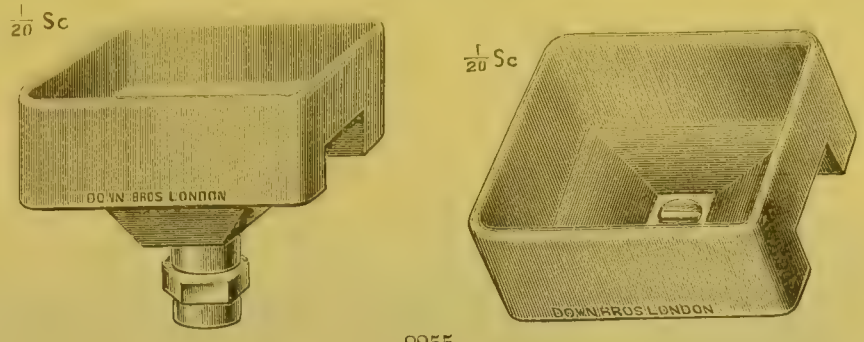

8255.

		£	s.	d.
8255	**Slop Sink,** London Hospital pattern, white glazed throughout, and with all corners and edges rounded, 24 × 24 × 9 in. (outside) . . . . . each	3	19	6
	Nickel-plated fitting for waste	0	17	0



6086.

6086	**Stretcher,** Guy's pattern, with ash poles and plain canvas .	1	15	0
	Ditto, ditto, and painted canvas	2	0	0
6087*	Ditto, ditto, with metal "poles" nickel plated, and plain canvas	3	10	0

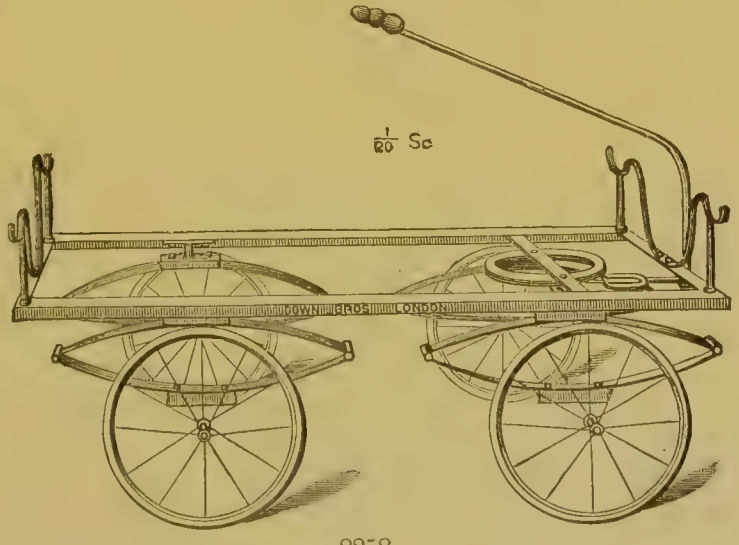

8258

8258	**Trolley,** as used at St. Thomas's Hospital, for removing patients from wards to operation theatre, etc., constructed to take stretcher, with enamelled steering bar and wooden handle,— White enamelled	15	0	0
8259*	**Trolley,** as described above, but with nickel-plated steering rod and metal handle	16	10	0

* The items marked thus * are not illustrated.

No. **Trolleys,** *continued,*—

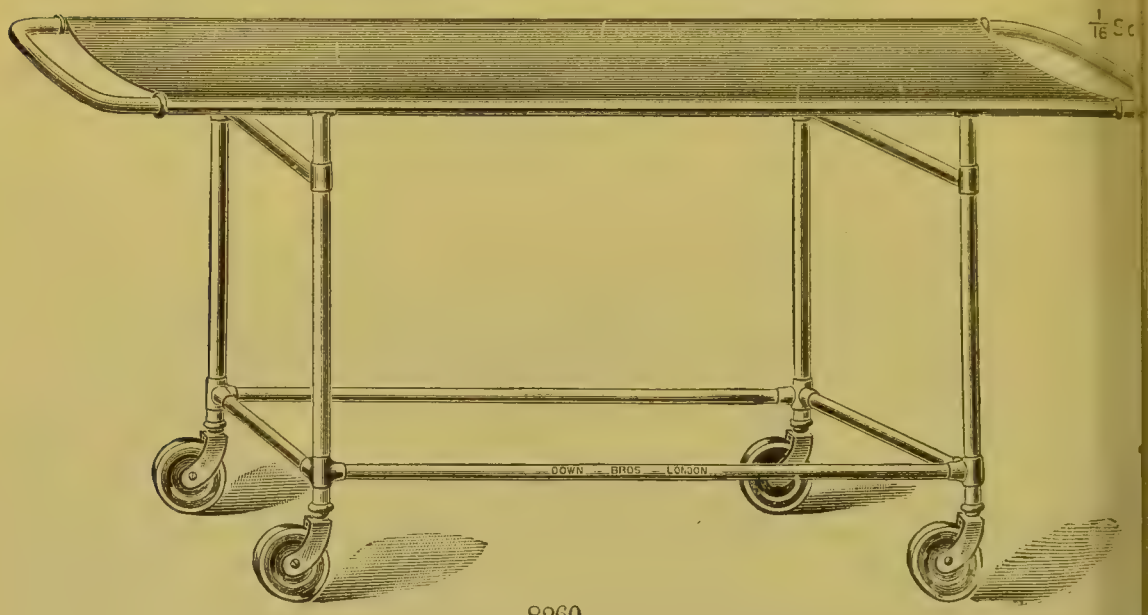

8260.

No.		£	s.	d.
8260	**Trolley,** as made for the University College Hospital, consisting of a steel framework with slightly hollowed zinc tray on top, the ends left open to form space for hands, the handle bars of brass, nickel plated, fitted on large ball-bearing, steel-cupped, rubber-tyred castors,—			
	White enamelled	14	15	0
	Small size for children	14	7	6
	German silver polished throughout, with zinc top . . .	23	10	0

No. **Trolleys,** *continued,*—



8261.

No.		£	s.	d.
8261	Trolley, as made for West Bromwich Hospital, consisting of steel framework with slightly hollowed zinc tray on top, the ends left open to form space for hands, the handle bars of brass nickel-plated, fitted on 2 large gun-metal wheels, and 1 large ball-bearing castor, arranged to be put in and out of action by means of lever. This Trolley has been designed to give an absolutely firm Table for anæsthetic purposes, etc.,—			
	White enamelled	15	14	0
	German silver polished throughout, with zinc top . . .	24	0	0

If fitted with 3 large ball-bearing castors instead of 2 wheels and 1 castor, 10*s.* extra.

No. **Trolleys,** *continued,*—

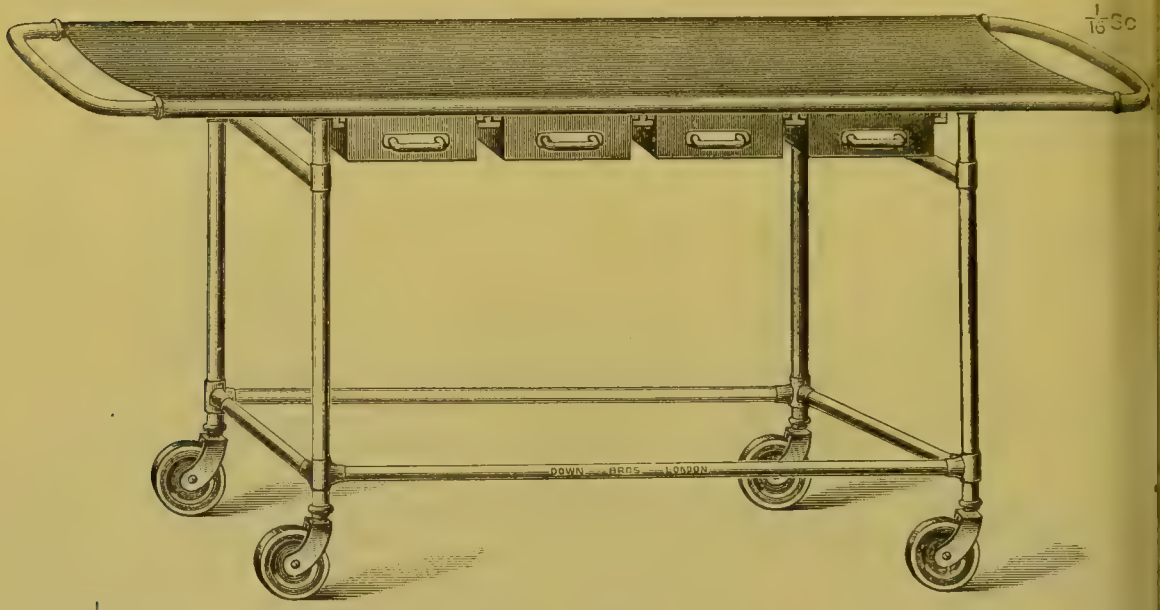

8261*a*.

£ *s.* *d.*

8261*a* **Trolley,** consisting of steel framework with slightly hollowed zinc tray on top, the ends left open to form space for hands, the handle bars of brass nickel plated; underneath four copper hot water tanks on runners to pull in and out; the whole fitted on 4 large ball-bearing, steel-cupped, rubber-tyred castors,—

White enamelled 24 0 0

No.

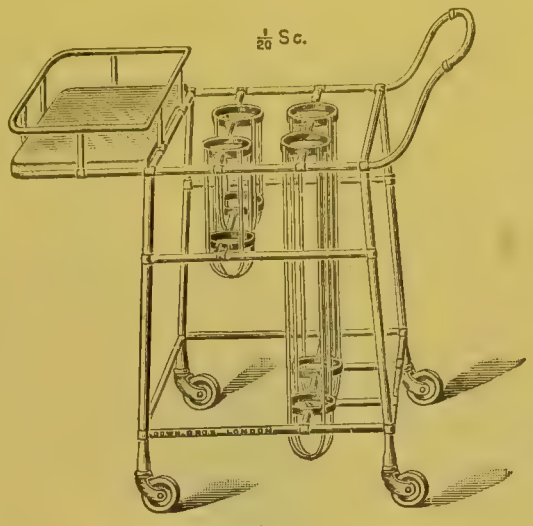

8262.

£ s. d.

8262 **Trolley for Gas Cylinders,** as made for St. Thomas's Hospital, to take 2 Nitrous Oxide and 2 Oxygen Cylinders, with opaline slab with protecting rail for bottles, fitted on large gun-metal, ball-bearing, steel cupped, rubber-tyred castors,—

White enamelled 12 6 0

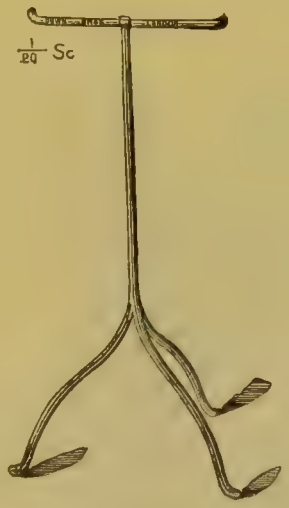

8263.

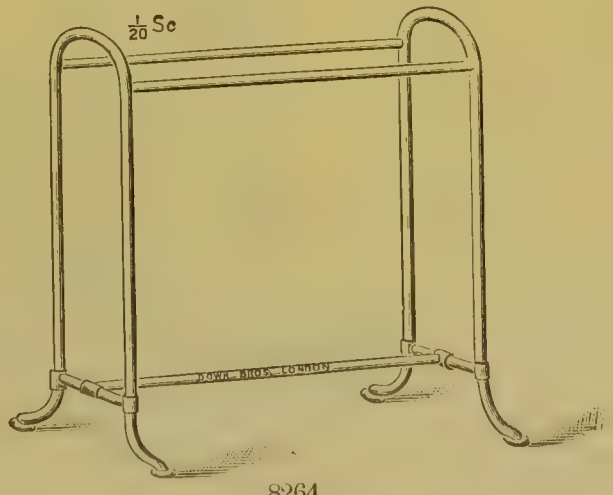

8264.

8263 **Towel Hanger,** with tripod stand,—

White enamelled, with tinned rail . . . . . each 0 15 0

8264 **Towel Hanger,** with double rail,—

White enamelled, with tinned rails . . . . . each 1 17 6

No.

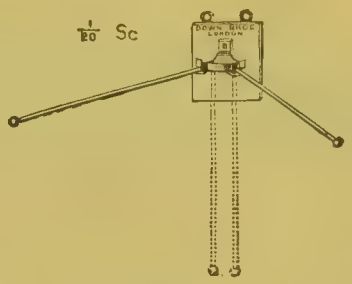

8265.

		£	s.	d.
8265	**Towel Hanger,** with two rods, to fix against wall,—			
	Nickel plated . . . . . each	1	2	0

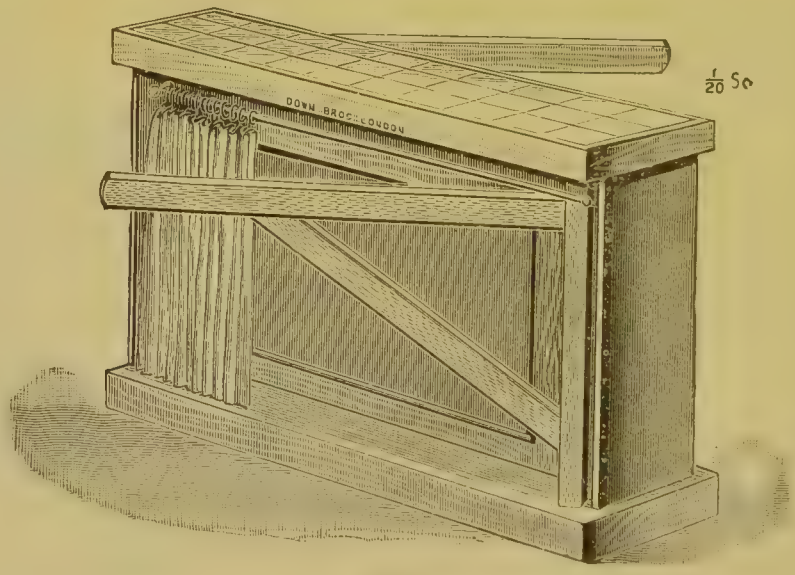

8295.

		£	s.	d.
8295	**Waterproof Cupboard,**—			
	With tiled top, for hanging waterproofs, fitted with brass rods and red twill curtains	6	15	0

No.

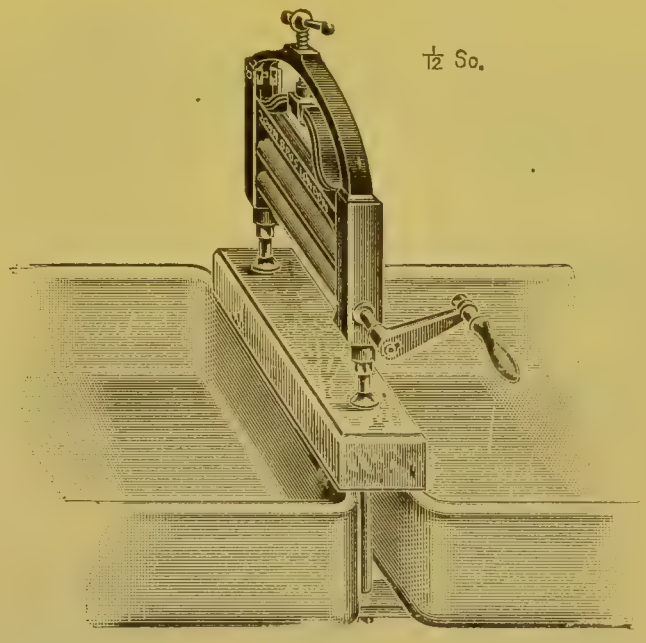

½ So.

8266.

No.		£	s.	d.
8266	**Wringer**, made of solid white metal with rubber rollers, spring arrangement for approximating rollers, with regulating screw, for fixing between 2 sinks	8	15	0

The Sinks described on page 2116 would be suitable to use with this Wringer.

No.

Ward Cabinet and Table combined.



8266*a*.

No.		£	s.	d.
8266*a*	**Ward Cabinet and Table** combined, for centre of ward, opaline top 48 × 36 in., 2 drawers at one end, space at other for books and papers; surmounted by cabinet 36 × 30 × 8½ in. with plate-glass doors, 3 plate-glass shelves, German silver hinges and handle and nickel-plated lock, fitted on handsome ball-bearing, steel-cupped, rubber-tyred castors,—			
	White enamelled	43	5	0

No.

Ward Dressing Wagons.

(See also "Bandage Cabinets.")



8267*a*.

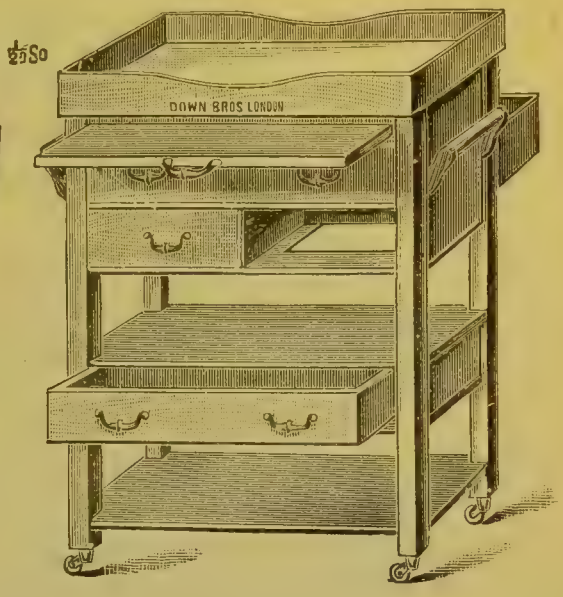

8268*a*

		£	*s.*	*d.*
8267*a*	**Ward Dressing Wagon,** oak, with opaline top, fitted with improved model rubber-tyred castors . . . each	5	18	0
8268*a*	**Ward Dressing Wagon,** oak, with opaline top, fitted with improved model rubber-tyred castors . . . each	8	10	6



8269*a*.

		£	*s.*	*d.*
8269*a*	**Ward Dressing Wagon,** oak, with opaline top, 34 × 22 × 34 in., fitted with improved model rubber-tyred castors .	8	13	6

No. **Ward Dressing Wagons,** *continued,*—

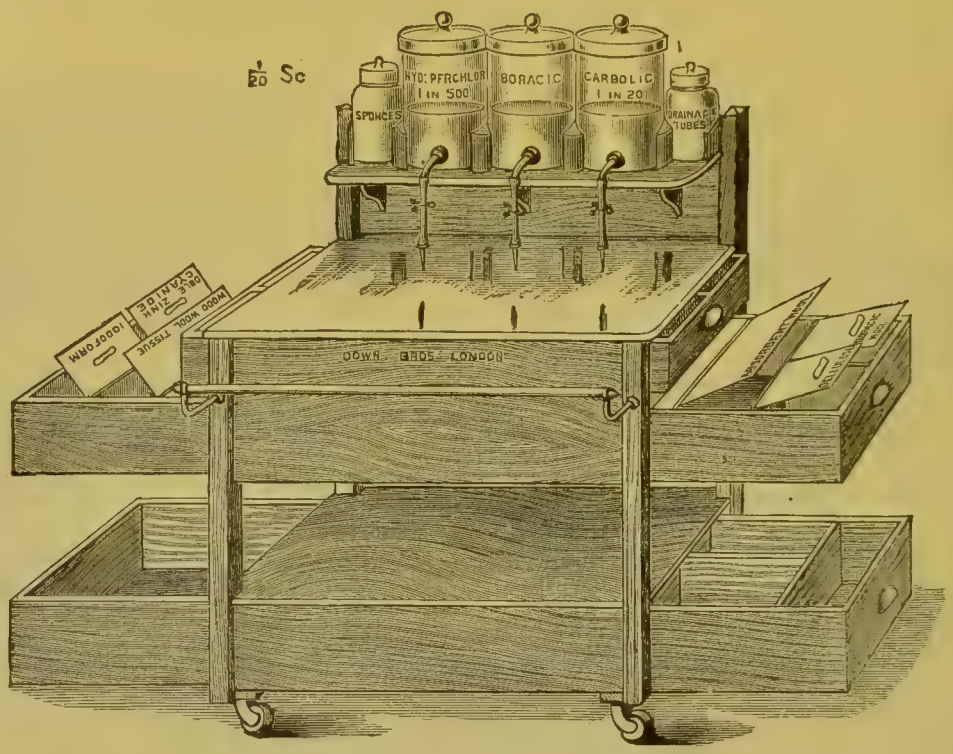

8270.

8270 **Ward Dressing Wagon,** new design, oak, with opaline top, and large improved rubber-tyred castors £10 10 0

Fitted with—

Three 1¼-gallon Glass Reservoirs (English glass) for solutions . . . . each 13*s.* 1 19 0

Tubing with nozzles and spring clips each 1*s.* 4*d.* 0 4 0

Engraved Labels for same filled in red, 2*s.* 6*d.* each extra.

2 Covered Glass Jars for drainage tubes and sponges . . . . . each 2*s.* 0 4 0

Engraved Labels for same filled in red, 1*s.* 6*d.* each extra.

2 large White-japanned Boxes for dressings, each 9*s.* 6*d.* 0 19 0

Labelling same in red, 1*s.* 3*d.* each extra.

4 small White-japanned Boxes . each 6*s.* 3*d.* 1 5 0

Labelling same in red, 1*s.* 3*d.* each extra.

£15 1 0

No. **Ward Dressing Wagons,** *continued*,—



8270*a*.

		£	*s.*	*d.*
8270*a*	**Ward Dressing Wagon,** with opaline top, surmounted with plate-glass shelf for reservoirs, with German silver guard rail, 6 compartments for dressings, with plate-glass partitions, stout plate-glass shelf underneath; fitted on ball-bearing, steel-cupped, rubber-tyred castors,—			
	White enamelled	34	10	0
	Three 1-gallon Reservoirs (English glass) . . . each	0	11	6
	Engraved labels filled in red, 2*s.* 6*d.* each extra.			
	2 Covered Jars for drainage tubes and sponges (English glass) each	0	2	0
	Engraved labels filled in red, 1*s.* 6*d.* each extra.			

Specification—

Size of opaline top, $36\frac{3}{4} \times 24\frac{3}{4}$ ins.
Height to top of cabinet, 42 ins.
Size of shelf for reservoirs, $38\frac{1}{2} \times 7\frac{1}{4}$ ins.
Size of shelf underneath, 36×24 ins.
Size of each compartment, $13\frac{1}{2} \times 11 \times 12$ ins.

No. **Ward Dressing Wagons,** *continued*,—



8270*b*.

£ *s*. *d*

8270*b* **Ward Dressing Wagon** (Down Bros.' patent), metal throughout, fitted with 2 plate-glass shelves, and 2 drawers, on ball-bearing, steel-cupped, rubber-tyred-castors,—
White enamelled, with German silver guard rails, 30 × 18 in. 11 2 0

If with white enamelled guard rails, 30*s*. less.
If with cone-bearing castors, 16*s*. less.

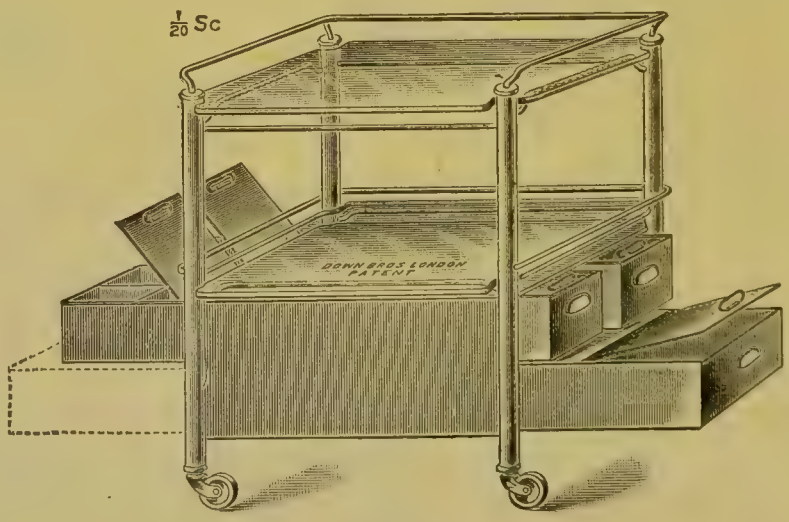

8270*c*.

8270*c* **Ward Dressing Wagon** (Down Bros.' patent), metal throughout, fitted with 2 plate-glass shelves and 5 partitioned drawers, on ball-bearing, steel-cupped, rubber-tyred castors,—
White enamelled with German silver guard rails, 28 × 20 in. 13 4 0

If with white enamelled guard rails, 30*s*. less.
If with cone-bearing castors, 16*s*. less.

No.

Ward Wash Basins.

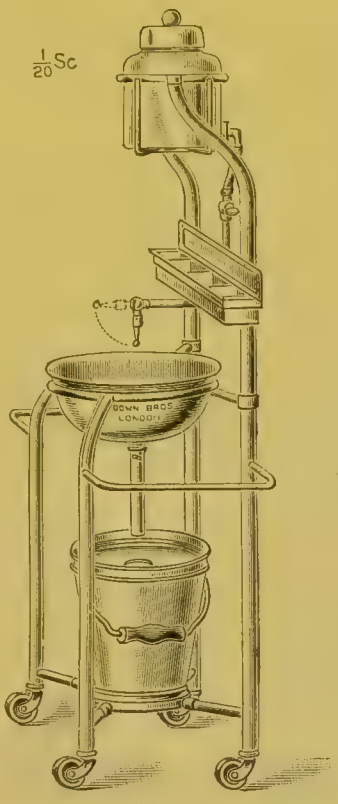

8271.

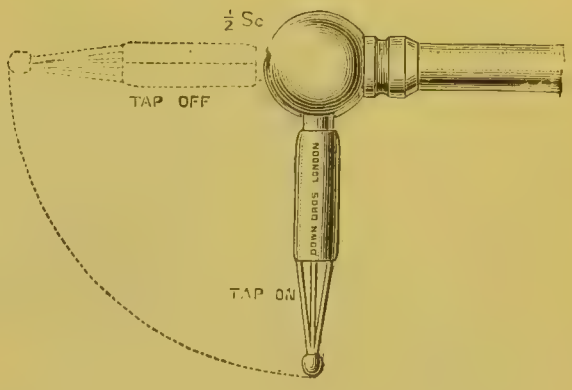

8271 **Ward Wash Basin,** designed for Mr. Pye-Smith, for use in the Sheffield Royal Hospital, with covered spaces for nail-brush, soap, etc., fitted on large steel-cupped, ball-bearing, rubber-tyred castors, to easily run from bed to bed; there is no plug to the basin, the hands are cleansed in a running stream of antiseptic solution, the flow is regulated by means of the tap at the back, and is turned on and off by the nozzle in front, which terminates in crossed wires so arranged that the stream of fluid runs down keeping them constantly aseptic

£ s. d.

White enamelled 11 18 0

Extract from the "Lancet," August 26, 1899.

NEW ASEPTIC WATER-TAP AND WARD WASHSTAND.

The washstand and water-tap here illustrated have been designed and made, on my suggestion, by Messrs. Down Bros., London. The washstand is intended especially for a hospital ward, and I have found it very satisfactory in use at the Sheffield Royal Hospital. It consists of an enamelled iron stand, with towel-rails, running on four wheels with ball bearings, and supporting a glass reservoir for warm water, to the bottom of which is attached a nickel-plated metal tube terminating in the tap, to be described presently, and provided with a stopcock to regulate the size of the stream. Under the tap is a basin with a hole at the bottom, from which a tube leads to a pail. Behind the tap is fixed a box with a hinged lid, and divided into compartments for soap, nail-brush and an antiseptic solution (such as 0·2 per cent.

No.

Ward Wash Basins, *continued,*— £ s. d.

mercuric iodide in spirit). The object of the washstand is to provide a ready means for frequently and rapidly washing the hands under running water. No plug, therefore, is supplied to the basin, and it is found that a very small quantity of water, flowing in a small stream, suffices for cleansing the hands, so that the washstand, which is very easily pushed along from bed to bed, can be used by the surgeon (or physician) after his examination of each patient.

The object of the aseptic tap is to supersede the cumbersome treadle arrangement frequently employed, while, like the latter, it avoids the necessity for touching a possibly septic tap immediately after washing. It consists of a metal tube with a terminal joint which is closed by being turned into line with the tube, but which allows the water to flow through it when brought down to a right angle with the tube. The end of the terminal joint, which forms the handle by which the tap is moved, is made of three stiff pieces of wire converging into a small knob. Over this handle the water flows, constantly washing it, while the tap is turned on, and it is therefore quite clean when turned up in order to shut off the stream. After washing and drying his hands, the surgeon can dip his fingers into the antiseptic solution.

SHEFFIELD. R. J. PYE-SMITH, F.R.C.S., ENG.



8272.

8272 **Ward Wash Basin,** "The Belfast Model," as made for the Royal Victoria Hospital, Belfast; with metal reservoir, fitted with Pye-Smith's self-cleansing aseptic tap, with regulating stopcock, on ball-bearing, steel-cupped, rubber-tyred castors,—

White enamelled . . . . . each 10 14 0

No.

Ward Lockers.



8273.

		£	s.	d.
8273	**Ward Locker,** metal throughout, fitted with plate-glass shelf on top and enamelled shelf under,—			
	White enamelled . . . . . each	1	18	0

If fitted with Towel Rail in addition, 3*s.* extra.

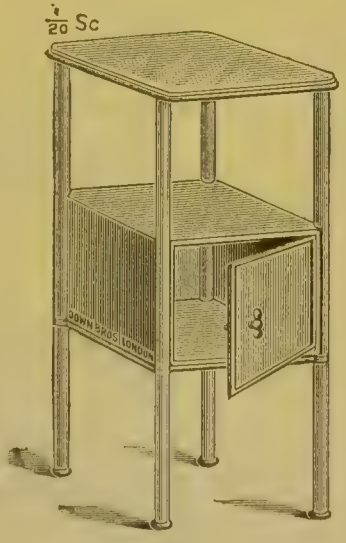

8274.

		£	s.	d.
8274	**Ward Locker,** metal throughout, with opaline top, and cupboard under,—			
	White enamelled . . . . . each	2	14	0

If fitted with Towel Rail in addition, 3*s.* extra.
If with enamelled metal top instead of opaline, 10*s.* less.

No. **Ward Lockers,** *continued*,—

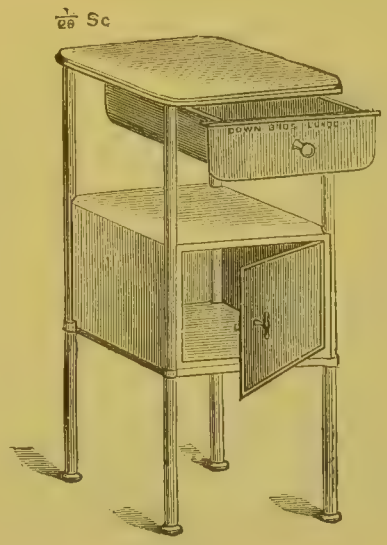

8275.

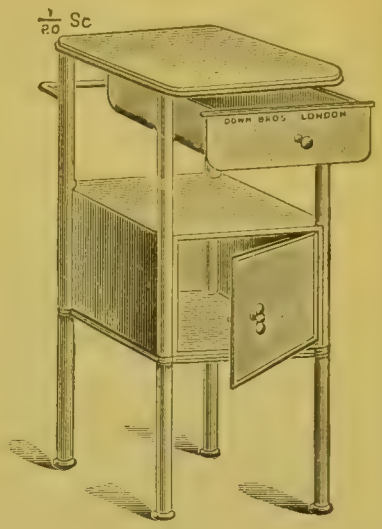

8276.

		£	s.	d.
8275	**Ward Locker,** metal throughout, with opaline top, and drawer and cupboard under,—			
	White enamelled . . . . . each	3	3	0
8276	**Ward Locker,** as described above, but with addition of Towel Rail,—			
	White enamelled . . . . . each	3	6	0

If with enamelled metal top instead of opaline, 10*s.* less.



8276*a*.

8276*a*	**Ward Locker** (Down Bros.' patent), metal throughout, with plate-glass top and shelf under, enamelled guard rail round top, fitted on 4 rubber-tyred castors,—			
	White enamelled 16 × 16 in. . . . . each	4	4	0

If fitted with Towel rail in addition, 3*s.* extra.

No. **Ward Lockers,** *continued,—*



8277.

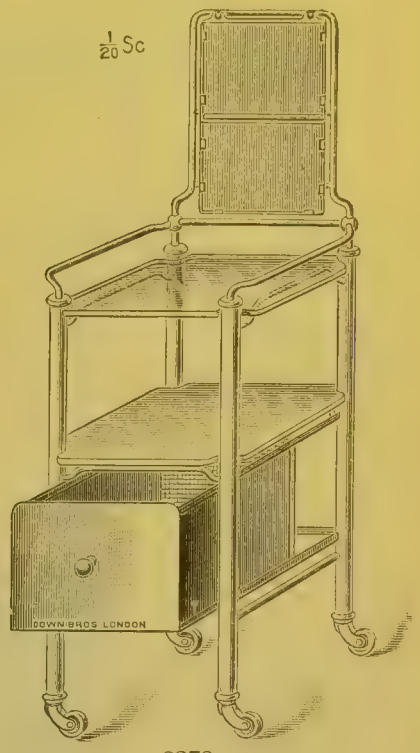

8278.

		£	s.	d.
8277	**Ward Locker,** "The Belfast Model" (Down Bros.' patent), fitted with 2 plate-glass shelves, German silver back to hang chart-holder on, and guard rails, on rubber-tyred castors,—			
	White enamelled . . . . . each	5	4	0
8278	**Ward Locker,** "The Belfast Model," with clothes drawer (Down Bros.' patent), fitted with plate-glass shelf over, and opaque glass shelf under, clothes drawer with gauze bottom and back, with German silver runners, German silver back to hang chart-holder, and guard rails; on rubber-tyred castors,—			
	White enamelled . . . . . each	7	4	0
8278*a*	**Japanned Tin Chart Holders,** as shown, to take two charts in front and one at back . . . . . per dozen	2	14	0

No.

Ward Lockers, *continued,*—



8279.

8279 **Ward Locker,** with opaque glass top, wire-gauze cupboard, with shelf under and towel rail; fitted on rubber-tyred castors,— White enamelled . . . . . each £ 4 s. 8 d. 0



8280.



8281.

Ward Lockers,—

8280 Oak, with opaline top, openings at back . . . . each 3 3 0

8281 Oak, with opaline top, openings at back . . . „ 3 3 0



8282.

8282 Oak, the "Guy's" pattern, with opaline top and opaline shelf under . . . . . each 3 15 0

(Other designs for Wooden Ward Lockers submitted on application.)

No.



8283*a*

£ s. d.

8283*a* **Ward Table,—**
Oak, with opaline top, 5 ft. × 2 ft. 6 in. 8 10 0



8284.



8286.

8284 **Wash Basin,** single, for theatre or ward use, on rubber-tyred castors,—
White enamelled 1 13 6

8285* **Wash Basin,** as described above, but with gun-metal feet, without castors,—
White enamelled 1 6 0

8286 **Wash Basin,** double, for theatre or ward use, on rubber-tyred castors,—
White enamelled 2 14 0

8287* **Wash Basin,** double, as described above, but with gun-metal feet, without castors,—
White enamelled 2 4 0

* The items marked thus * are not illustrated.

No.



8288.

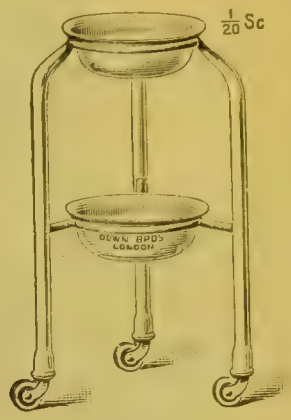

8289.

		£	s.	d.
8288	**Wash Stand**, with 2 basins, for theatre use, on rubber-tyred castors,—			
	White enamelled . . . . . each	1	12	0
8289	**Wash Stand**, with 2 basins, for theatre use, as made for the Norfolk and Norwich Hospital, etc., made of extra stout tube, fitted with ball-bearing, steel-cupped, rubber-tyred castors,—			
	White enamelled	3	3	0
	German silver throughout, polished	6	10	0
	Ditto, ditto, nickel-plated matte	6	17	6



8290.

8290	**Wash Stand**, for ward use, etc., with two basins, made of extra stout tube, fitted on ball-bearing, steel-cupped, rubber-tyred castors,—			
	White enamelled	4	10	0

No.



8294*a*.



8294*b*.

			£	*s.*	*d.*
8294*a*	**Glass Arm Bowls**, circular, for both arms (16 in. diam.)	each	0	9	6
8294*b*	**Glass Upright Arm Baths** (17 in. high) . .	,,	0	12	6

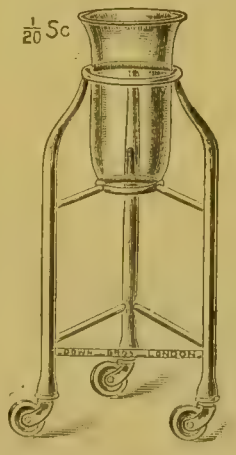

8294*c*.



8294*d*.

8294*c* **Glass Arm Bath on Stand**, for immersing the arms in solution before operating, fitted on improved ball-bearing, steel-cupped, rubber-tyred castors,—

White enamelled 4 4 0

If on cone-bearing castors, 10*s.* 6*d.* less.

8294*d* **Glass Arm Bath on Stand**, fitted with 2 glass arm baths, on improved ball-bearing, steel-cupped, rubber-tyred castors,—

White enamelled 6 6 0

If on cone-bearing castors, 14*s.* less.

Spare glass arm baths . . . . . each 0 13 6

No.



8294*e*.

		£	*s.*	*d.*
8294*e*	**Glass Arm Bath, with Hand Bowl on Stand,** fitted on improved ball-bearing, steel-cupped, rubber-tyred castors,— White enamelled	7	7	0

If on cone-bearing castors, 11*s.* less.



8294*f*.

8294*f*	**Glass Solution Bowl, for hands,** mounted on stand fitted on improved rubber-tyred castors, with 11 in. amber bowl,— White enamelled	3	2	0

If on ball-bearing castors, 10*s.* 6*d.* extra.



8294*g*.

8294*g*	**Sand Glass,**— "5 minute," for timing the placing of hands in solution, in metal frame . . . . . each	0	5	6

No. £ s. d.



8140.

8440 **Wash Stand,** for surgeon's consulting room, with bottles for antiseptic solutions, towel rails, and pedal arrangement to avoid touching taps with the hands,—
White enamelled 6 17 6

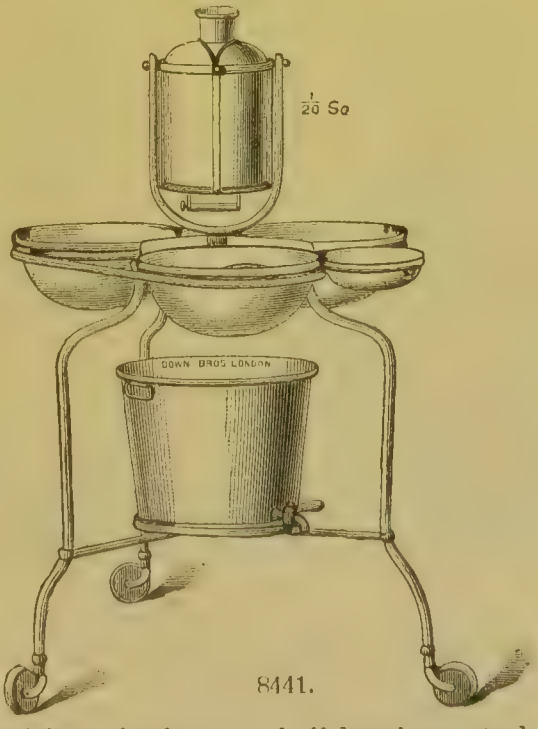

8441.

8441 **Wash Stand,** with 3 basins, on ball-bearing, steel-cupped rubber-tyred castors,—
White enamelled 12 6 6

No.

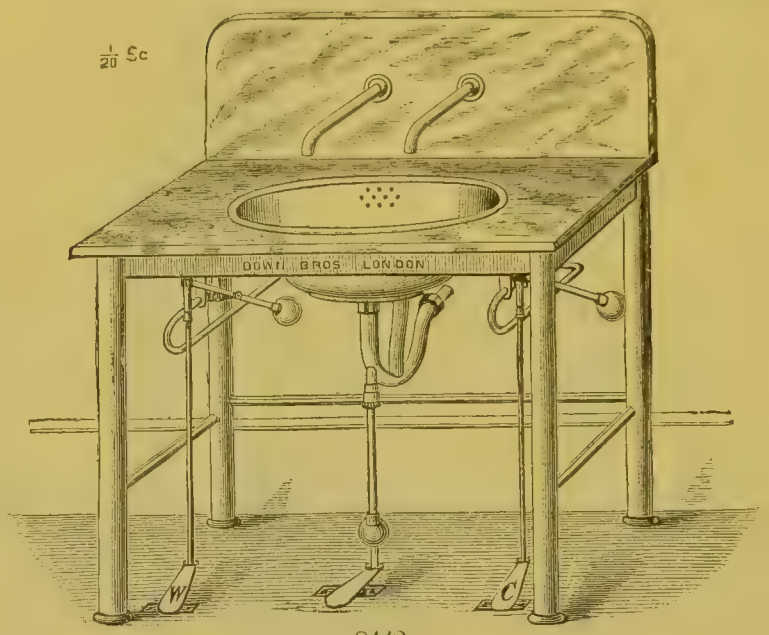

8442.

		£	s	d.
8442	**Wash Stand,** with marble top, for operation theatre, large oval basin to immerse arms above the elbow, pedal arrangement for warm and cold water to avoid touching taps with the hands,—			
	White enamelled standards and framework	30	5	0
	Nickel plated throughout	33	8	0



8443.

8443	**Wash Stand,** with marble top, for operation theatre, 2 large oval basins to immerse arms above the elbow, pedal arrangement for warm and cold water to avoid touching taps with the hands,—			
	White enamelled standards and framework	41	10	0
	Nickel plated throughout	46	16	0

No.



8444.

No.		£	s.	d.
8444	**Lavatory, Single,** white glazed fireclay throughout, with hot and cold mixing valve and rose-jet actuated by elbow, elbow action waste, vulcanite fitting to waste; size 30 × 13 in. over all, basin 21 × 16 in.	11	17	6
	If with grating only (without elbow action waste and vulcanite fitting), so that basin will not retain water . . .	8	10	6



8445.

No.		£	s.	d.
8445	**Lavatory, Double,** white glazed fireclay throughout, with hot and cold mixing valves, rose and plain jet actuated by elbow, elbow action wastes, vulcanite fittings to wastes *or* open overflows as shown; size 52 × 21 in., basins 21 × 14½ in.	21	0	0
	If without elbow action wastes	17	15	6

No.



8446.

		£	s.	d.
8446	**Lavatory and Sink Combined**, white glazed fireclay throughout, with hot and cold mixing valves, rose and plain jet actuated by elbow, vulcanite removable fittings to waste; size 36 × 22 × 8 in.	17	10	0



8447.

8447	**Sinks**, range of two, white glazed fireclay throughout, each measuring 24 × 18 × 10 in., with hot and cold mixing valves actuated by elbow, rose and plain jet, vulcanite removable waste fittings, and removable opaline slab 24 × 18 in. between the two sinks	22	7	6
	If with sinks, 30 × 22 × 10 in.	23	15	6

No.

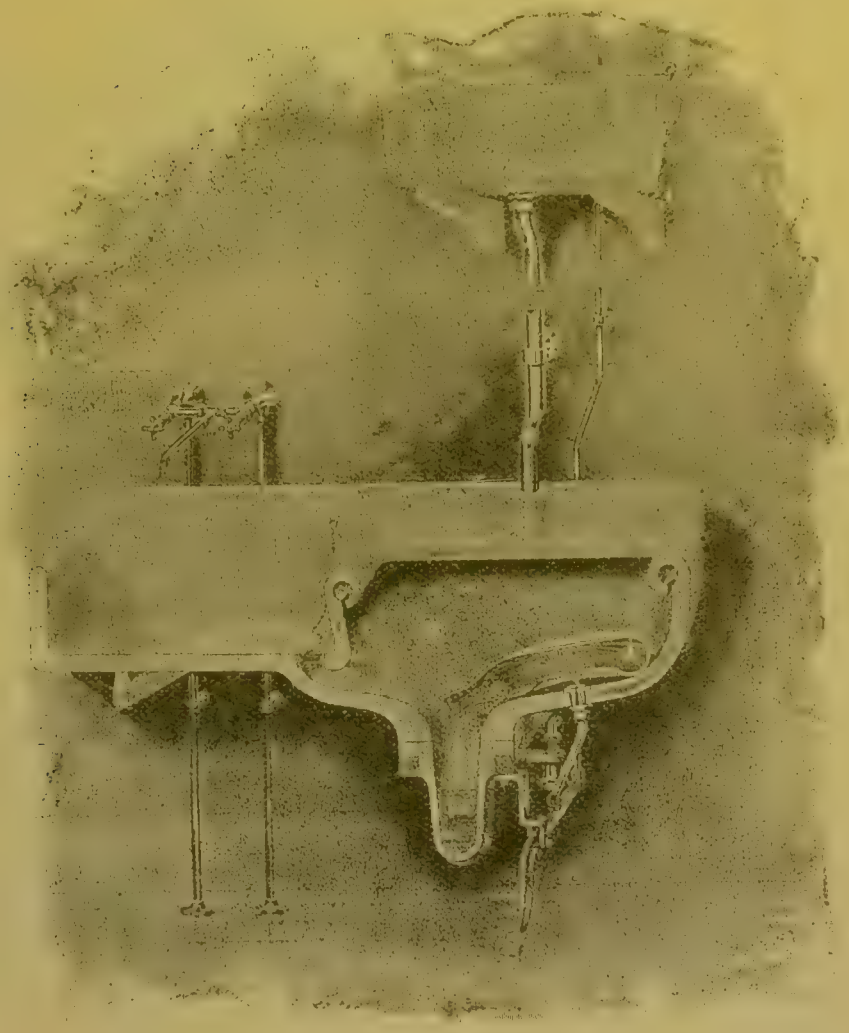

8448.

No.		£	s.	d.
8448	**Sink for Bed-Pans,** white glazed fireclay throughout, 48 × 20 in.; rising jet for flushing bed-pan, which at same time discharges flush tank, hot and cold valves for the sink extension . . . . . ; complete	21	11	0

No.



8449.

No.		£	s.	d.
8449	**Sink for Bed-Pans and Macintoshes,** white glazed fire-clay throughout, 8 ft × 1 ft. 8 in., with rising jet for flushing bed-pans, worked by treadle, which at same time discharges flush tank; hot and cold valves for the sink extension; combined hot and cold valve, with rubber tube and jet for cleansing macintoshes . . . . . complete	28	0	0

No.



8296

8296 **Bowls, Glass,** for theatre and ward use; these are also suitable for holding soap and brushes on washstands in theatre,—

Sizes,	6½-in.	8-in.	9½-in.	11-in. diameter.
Amber, each	1*s.* 6*d.*	1*s.* 9*d.*	2*s.* 6*d.*	4*s.* 0*d.*
Blue, „	1*s.* 6*d.*	1*s.* 9*d.*	2*s.* 6*d.*	4*s.* 0*d.*
Green, „	1*s.* 9*d.*	2*s.* 0*d.*	2*s.* 9*d.*	4*s.* 6*d.*
White, „	1*s.* 3*d.*	1*s.* 6*d.*	2*s.* 0*d.*	3*s.* 6*d.*

		£	*s.*	*d.*
8297*	**Bowls, Glass, with coloured edges,** London made; the edges coloured amber, green, or ruby, 5½ in. diameter, each	0	4	0
	Ditto, ditto, graduated to 32 oz. . . . . „	0	5	3



8298.



8299.

8298	**Ivory Engraved Tablets,** oval, for placing in bowls, $2\frac{1}{16} \times 1\frac{1}{2}$ in.,—1 in 2,000; 1 in 1,000; 1 in 500, etc. each	0	2	3
8299	Ditto, to hang on edge of bowls, with metal hook, engraved Boracic, Carbolic, Hyd. Perchlor., etc. . . . each	0	2	9

State whether for Glass or Enamelled Iron Bowls.

8299*a*	**Glass Engraved Labels** (as 8298), Blue lettering, 11 varieties: Boracic—Carbolic 1 in 20; Carbolic 1 in 40; Hyd. Perchlor. 1 in 500: Hyd. Perchlor. 1 in 1,000; Hyd. Perchlor. 1 in 2,000; Hyd. Biniodid. 1 in 500; 1 in 1,000; 1 in 2,000; Sterilized Water; Saline Solution . . . per doz.	0	6	0



8300.

8300 **Bowls, Papier-Mâché,** for theatre and ward use, etc., 4 sizes, each,—

$9\frac{1}{2} \times 4$	$11 \times 4\frac{1}{2}$	$12\frac{1}{2} \times 5$	$14 \times 5\frac{1}{2}$ in.
3*s.* 6*d.*	4*s.*	5*s.* 9*d.*	7*s.* 9*d.*

* The items marked thus * are not illustrated.

No.



8301.

£ s. d.

8301 **Enamelled Iron Basins,—**

	9	10	11	12	13	14	16 in.
Per doz.	6*s.*	7*s.* 6*d.*	8*s.* 6*d.*	9*s.* 6*d.*	11*s.* 6*d.*	15*s.*	18*s.*

*8301*a* **White Metal Basins,** polished, 13 inch . . . each 0 14 0



8302.

8302 **Enamelled Iron Bowls,—**

	5-in.	6-in.	7-in.	8-in.	9-in.	10-in.
Per doz.	4*s.* 6*d.*	6*s.*	7*s.* 9*d.*	9*s.* 6*d.*	11*s.* 6*d.*	16*s.* 9*d.*

	12-in.	14-in.	16-in.
Per doz.	£1 2*s.*	£1 12*s.*	£2 4*s.*

*8302*a* **White Metal Bowls,** polished, 10 in. . . . each £0 11 6



8303.

8303 **Jugs, Enamelled Iron,—**
Each—4-pint, 2*s.* 9*d.* 6-pint, 3*s.* 3*d.*

8303*a* **Jugs, White Metal,** polished (as Fig. 8303)
Each—2 pint, 10*s.* 4-pint, 12*s.* 6-pint, 14*s.*

* The items marked thus * are not illustrated.

No



8304.

8304 **Jugs, Glass,—**
Each—1-pint, 1*s.* 3*d.* 1½-pint, 1*s.* 6*d.* 2-pint, 1*s.* 9*d.* 3-pint, 2*s.* 3*d.*

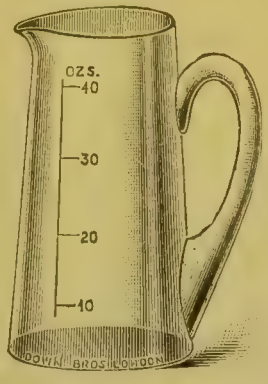

8305.

8305 **Jugs, Glass, Graduated,—**
Each—½-pint, 1*s.* 1-pint, 1*s.* 6*d.* 2-pint, 2*s.*

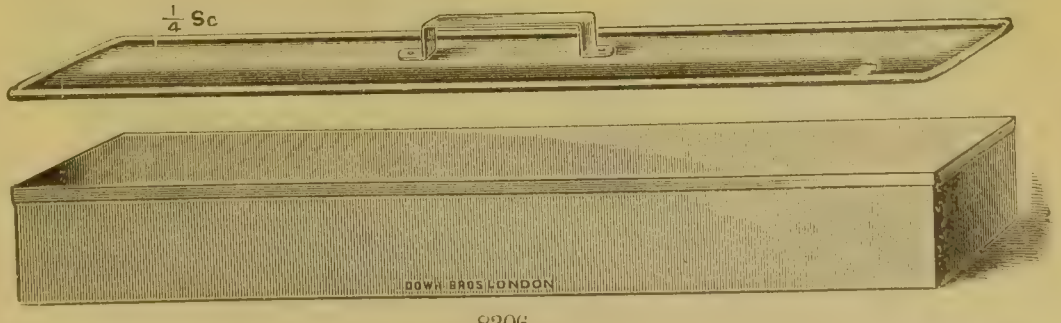

8306.

		£	*s.*	*d.*
8306	**Enamelled Iron Catheter Boxes,** 15½ × 3 × 2 in. . each	0	4	6

No.

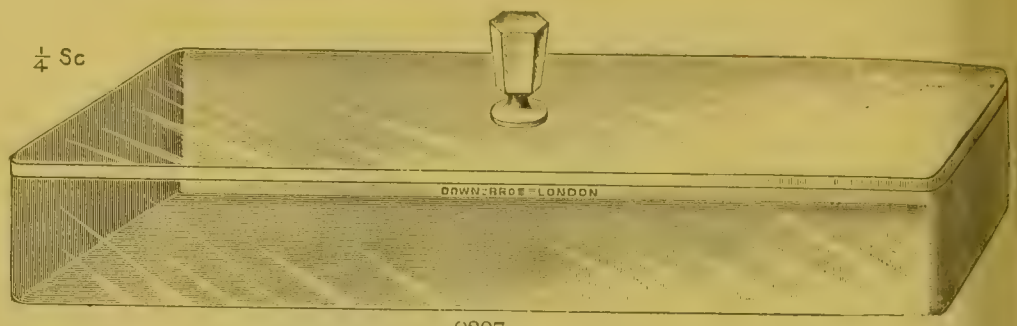

8307.

£ s. d.

8307 **Glass Boxes for Catheters, etc.,** with glass lids and knobs, 16 × 3 × 2¼ in. . . . . each 0 8 0



8308.

8308 With metal lids, nickel plated, 16 × 3 × 2¼ in. . . . each 0 7 6

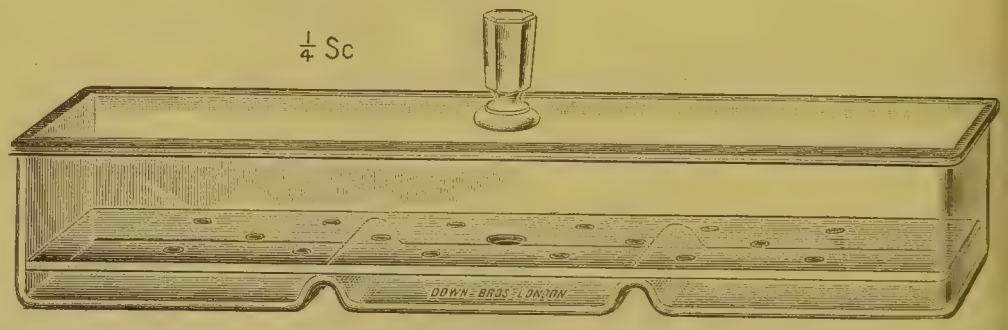

8309.

8309 With glass lid, the bottom to contain Formalin, with glass tray for the Catheters . . . . . each 0 13 6

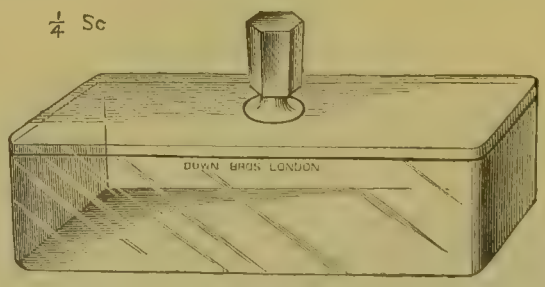

8310.

8310 **Glass Boxes for Small Instruments, etc.,—**

With glass lids and knobs,—

	3 × 2½ × 2¼	4 × 2½ × 2¼	5½ × 2½ × 2¼	8¼ × 2½ × 1⅜	11½ × 9½ × 2 in.
Each	3*s.* 3*d.*	3*s.* 9*d.*	4*s.*	4*s.* 6*d.*	12*s.* 6*d.*

No.



8311.



8312.

£ s. d.

Glass Boxes for Small Instruments, etc., *continued*,—

8311 With glass lids, $4\frac{1}{4} \times 2\frac{1}{4} \times 1\frac{1}{2}$ in., brown or white glass . each 0 3 0

8312 With metal lids, nickel plated,—

	$5\frac{1}{2} \times 3 \times 1$	$6\frac{1}{2} \times 5\frac{1}{2} \times 2$	$7\frac{1}{2} \times 3\frac{1}{2} \times 2$	$11 \times 5 \times 2$	$14 \times 7 \times 2$ in.
Each	2*s.* 9*d.*	4*s.*	4*s.* 6*d.*	5*s.* 9*d.*	8*s.* 3*d.*

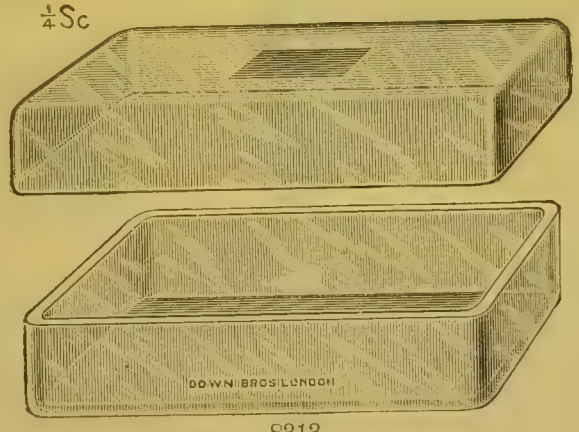

8313.

8313 With fall-over lids and ground space on top for writing on (as made for the London Hospital),—

	$8 \times 3\frac{1}{2} \times 1\frac{3}{4}$	$10 \times 3\frac{1}{2} \times 1\frac{3}{4}$ in.
Each	7*s.*	8*s.*



8314.



8315.

8314 **Glass Nail Brush Bottles,** with corks . . per dozen 0 10 6

8315 **Glass Nail Brush Boxes,** with Nail Brush attached to glass lid, $5\frac{1}{2} \times 2\frac{1}{2} \times 2$ in. . . . . each 0 3 3

*8315*a* **Metal Nail Brush Boxes** (unpolished),—

For 1 Brush $4\frac{7}{8} \times 1\frac{1}{2} \times 1\frac{1}{8}$th. . . . . each 0 1 3

For 2 Brushes, $5\frac{1}{4} \times 2\frac{7}{8} \times 1\frac{1}{2}$ . . . . . „ 0 2 0

* The items marked thus * are not illustrated.

No.

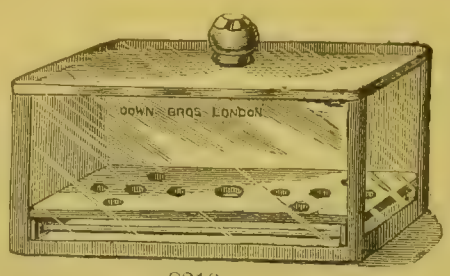

8316.



8317.

£ s. d.

Glass Boxes for Nail Brushes, Soap, etc.,—

8316 With glass lids and knobs, $6\frac{1}{4} \times 3\frac{1}{4} \times 2\frac{3}{4}$ in. . . . each 0 5 6

8317 With metal lids, nickel plated, $6\frac{1}{4} \times 3\frac{1}{4} \times 2\frac{3}{4}$ in. . . „ 0 5 3



8318.

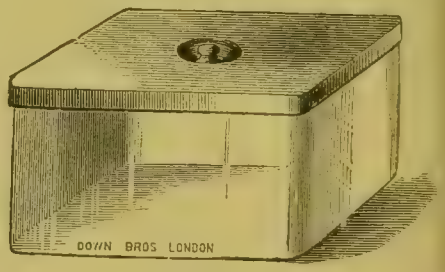

8319.

Glass Boxes for Sterilized Bandages, etc.,—

8318 With glass lids and knobs,—

	$5\frac{3}{4} \times 3 \times 3$	$6 \times 3\frac{1}{4} \times 3\frac{1}{4}$	$6\frac{1}{2} \times 3\frac{1}{2} \times 3\frac{1}{2}$	$6\frac{1}{2} \times 5\frac{1}{2} \times 3\frac{3}{4}$	$9\frac{1}{4} \times 6 \times 4\frac{1}{2}$	$12\frac{1}{2} \times 9 \times 8$ in
Each	4*s.*	4*s.* 3*d.*	4*s.* 6*d.*	7*s.* 6*d.*	12*s.* 6*d.*	£1 2*s.* 6*d.*

8319 With metal lids, nickel plated,—

	$6\frac{1}{2} \times 3\frac{1}{2} \times 3\frac{1}{2}$	$6\frac{1}{2} \times 5\frac{1}{2} \times 3\frac{3}{4}$	$9\frac{1}{4} \times 6 \times 4\frac{1}{2}$ in.
Each	4*s.*	5*s.* 6*d.*	8*s.* 6*d.*



8320.

Glass Boxes with rollers for Iodoform Gauze, etc.,—

8320 With glass lids and knobs (brown glass),—

	$6\frac{1}{2} \times 3\frac{1}{2} \times 3\frac{1}{2}$	$6\frac{1}{2} \times 5\frac{1}{2} \times 3\frac{3}{4}$	$9\frac{1}{4} \times 6 \times 4\frac{1}{2}$ in.
Each	6*s.* 6*d.*	9*s.* 6*d.*	14*s.* 6*d.*

No.



8321.



8322.



8323.



8324.

		£	s.	d.
8321	**Glass Bottles for Lotions, etc.,—** Each—1 quart, 2*s.* 2 quart, 3*s.* 9*d.*			
8322	**Glass Bottles for Aseptic Wax, etc.** . . . each	0	1	6
	Labels engraved and filled in red . . . . . say	0	1	0
8323	**Glass Catheter Jars,—**			
	To take 1 to 3 catheters . . . . . each	0	2	3
	To take 12 to 15 catheters . . . . . „	0	3	0
8324	**Glass Catheter Jar,** with perforated nickel plate for suspending catheters over formalin (to take 12) . . . each	0	5	6
*8324*a*	Ditto, ditto, large size to take 5 dozen catheters, as supplied to King's College, St. Peter's Hospital for Stone, etc., etc., each	0	17	0



8325.



8326.



8327.

8325	**Glass Oil Jars for Catheters** . . . . . each	0	2	3
8326	**Glass Catheter Tube,** with India-rubber cork,— Each ⅝th in. diam., 9*d.* ⅞th in., 1*s.* 3*d.* 1¼ in., 2*s.* 3*d.*			
8327	Ditto, with cork at both ends,— Each, ⅝th in. diam., 1*s.* ⅞th in., 1*s.* 9*d.* 1¼ in., 3*s.*			

* The items marked thus * are not illustrated.

No.

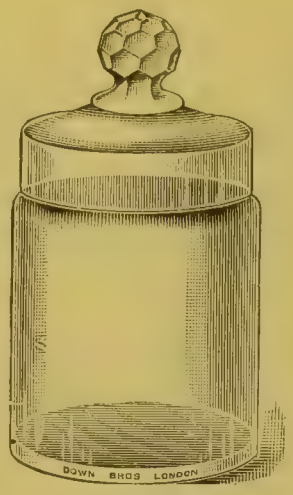

8328.

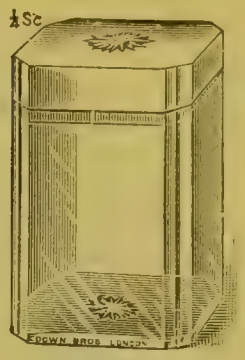

8329.

£ s. d.

8328 **Glass Jars for Gauze, etc.,—**

Sizes over all, exclusive of knob . $5\frac{1}{2} \times 4$ $6 \times 4\frac{1}{4}$ in.

Per doz. 21*s.* 24*s.*

8329 **Glass Jars for Horsehair, Silkworm Gut, etc., —**

$5 \times 3\frac{1}{4}$ in. . . . . each 0 2 8

Labels engraved and filled in red . . . . . say 0 1 0



8330.



8330*a*.



8331.

8330 **Glass Sponge Jars,—**

For conservation of sponges, drainage tubes, iodoform gauze, etc., cylindrical,—

	6×4	8×4	$8 \times 6\frac{1}{2}$	$9\frac{1}{2} \times 5\frac{1}{2}$	11×6	10×7 in.
Each,	2*s.*	2*s.* 6*d.*	5*s.* 6*d.*	5*s.* 9*d.*	6*s.* 9*d.*	8*s.* 3*d.*

8330*a* Ditto, with covers ground on outside,—

	6×5	10×6	12×8
Each,	5*s.* 6*d.*	7*s.* 6*d.*	12*s.*

8331 Ditto, with dome covers,—

	$7\frac{1}{4} \times 3\frac{1}{2}$	$8\frac{1}{2} \times 4$	$9 \times 4\frac{1}{2}$	$10\frac{1}{4} \times 5\frac{1}{4}$	$11\frac{3}{4} \times 5\frac{3}{4}$	13×6	$14 \times 6\frac{1}{2}$ in.
Each	2*s.* 3*d.*	2*s.* 9*d.*	3*s.* 6*d.*	4*s.* 3*d.*	4*s.* 9*d.*	6*s.*	8*s.*

(Height not including knob.)

No.

Sterilization Apparatus.



8340.

Schimmelbusch's Instrument Sterilizers, with complete set of fittings, as illustrated.

The method consists of boiling instruments in water to which 1% carbonate of soda has been previously added. The advantages claimed are:—

1. The simplicity of the process, rendering rusting or injury to the instruments almost impossible.
2. The rapidity with which the instruments are prepared for operation.

8340 **With Gas Burners,—**

		Copper. £ s. d.	Nickel plated. £ s. d.
No. 1 size, 19 × 10 in.	each	8 15 0	9 10 0
No. 2 „ 16½ × 8 in.	„	7 0 0	7 14 0
No. 3 „ 15 × 7½ in.	„	6 5 0	6 18 6

Nos. 1 and 2 sizes are provided with side handle to the lid.

8341* **With Spirit Lamps,—**

These are supplied with powerful 3-burner Lamps with regulators.

	Copper. £ s. d.	Nickel plated. £ s. d.
No. 2 size.	8 4 0	8 18 0
No. 3 „	7 10 6	8 4 0

No. 2 size is provided with side handle to the lid.

DESCRIPTION OF APPARATUS.—**A,** Body of the Apparatus. **B,** Gas Burner. **C,** Opening through which Burner is lighted.

* The items marked thus * are not illustrated.

No.

Sterilization Apparatus, *continued*,—

D D D, Network Trays for holding instruments while being sterilized. E E, Cooling Trays.

SET OF MEASURING APPARATUS.—F, Glass Box to contain Soda. G, Tin Measure, capacity, 1 litre. H, Tin scoop for Soda, to hold 10 grammes. I, Sand Glass, 5-minute.

DIRECTIONS FOR USE.—Fill the body of the Apparatus (A) to the required depth with 1% of Carbonate of Soda Solution, which is readily prepared by adding one scoopful (H) of soda to one measure (G) of water, then light the Burner (B) by means of a taper through the opening (C). As soon as the Solution boils, which usually takes about 5 minutes, the Network Trays (D) containing the instruments should be put in the body of the apparatus ; **blunt instruments may be left in the boiling Solution five minutes, but it is recommended to allow knives and cutting instruments to remain only one minute, which is sufficient for the purpose, in order to avoid injury to the edges;** the Network Trays are then removed, with the instruments in them, and placed inside the cooling Trays (E), which should be about half-filled with Soda Solution previously sterilized, or the ordinary Antiseptic Solution.



8342.

Schimmelbusch's Instrument Sterilizers, as previously described, fitted with two wire trays only,—

8342 **With Gas Burners,—**

	Copper. £	s.	d.	Nickel plated. £	s.	d.
No. 1 size, 19 × 10 in. . . . . each	6	5	0	7	0	0
No. 2 „ 16½ × 8 in. . . . . „	4	18	0	5	12	0
No. 3 „ 15 × 7½ in. . . . . „	4	5	0	4	18	6
No. 4 „ 11½ × 7 in. . . . . „	3	17	0	4	9	0
No. 5 „ 10 × 5½ in. . . . . „	3	7	0	3	15	0

Nos. 1 and 2 sizes are provided with side handle to the lid.

8343* **With Spirit Lamps,—**

Nos. 2 and 3 are supplied with powerful 3-burner Lamps with regulators; Nos. 4 and 5 with similar 2-burner Lamps.

	Copper. £	s.	d.	Nickel plated. £	s.	d.
No. 2 size . . . . . each	6	2	0	6	16	0
No. 3 „ . . . . . „	5	10	6	6	4	0
No. 4 „ . . . . . „	4	15	0	5	7	0
No. 5 „ . . . . . „	4	5	0	4	13	0

No. 2 size is provided with side handle to the lid.

* The items marked thus * are not illustrated.

No. **Sterilization Apparatus,** *continued,*—



8343*a*.

8343*a* **Instrument Sterilizers,** fitted with 2 perforated tinned copper trays. **For use in connection with Steam Supply** (and supplied with gas burner in addition),—

		Copper. £ *s.* *d.*	Nickel plated. £ *s.* *d.*
No. 1 size 19 × 10 in. . . .	each	9 2 0	9 18 0
No. 2 „ 16½ × 8 in. . . .	„	7 14 0	8 9 0
No. 3 „ 15 × 7½ in. . . .	„	7 0 0	7 14 6

Nos. 1 and 2 sizes are provided with side handle to the lid.

*8343*b* **Instrument Sterilizers** (similar to 8343*a*), fitted with 2 perforated tinned copper trays,—

With Gas Burners,—		Copper. £ *s.* *d.*	Nickel plated. £ *s.* *d.*
No. 2 size, 16½ × 8 in. . . .	each	4 8 0	5 2 0
No. 3 „ 15 × 7½ in. . . .	„	3 18 6	4 12 0

No. 2 size is provided with side handle to lid.

* The items marked thus * are not illustrated.

No.

Sterilization Apparatus, *continued*,—



8343*c*.

8343*c* **Instrument Sterilizers,** fitted with 2 perforated tinned copper trays.

With Petroleum Burners,—	Copper. £ *s.* *d.*	Nickel plated. £ *s.* *d.*
No. 1 size, 19 × 10 in. . . . each	7 2 0	7 18 0
No. 2 „ 16½ × 8 in. . . . „	5 13 0	6 7 0
No. 3 „ 15 × 7½ in. . . . „	5 1 6	5 15 0

Nos. 1 and 2 sizes are provided with side handle to the lid.



8343*d*.

8343*d* **Instrument Sterilizers for Electric heating,** fitted with 2 perforated tinned copper trays,—

	Copper. £ *s.* *d.*	Nickel plated. £ *s.* *d.*
No. 1 size, 19 × 10 in. . . . each	9 8 0	10 4 0
No. 2 „ 16½ × 8 in. . . . „	7 12 0	8 6 0
No. 3 „ 15 × 7½ in. . . . „	7 2 0	7 15 0
No. 4 „ 12½ × 6½ in. (as made for Royal Naval Hospitals) . . . each	5 18 0	6 10 0

Nos. 1 and 2 sizes are provided with side handle to lid.

N.B.—When ordering state voltage of current.

No. **Sterilization Apparatus,** *continued*,—

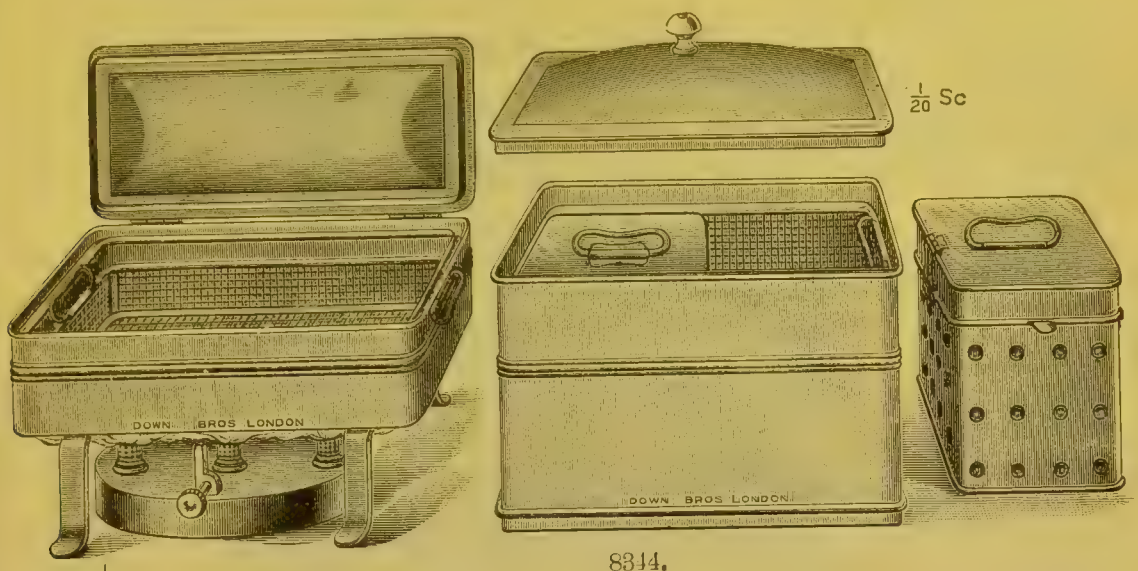

8344.

Combined Sterilizer for Instruments and Dressings.

The lower part is used for sterilizing instruments in soda solution, the upper part is perforated at the bottom and is made to fit the lower; the dressings and bandages are placed in the bandage boxes, and after being sterilized by the steam may be kept in the boxes until required for use.

8344 **With Spirit Lamps,—**

		Copper. £	s.	d.	Nickel plated. £	s.	d.
No. 1 size,	boiler 10 × 5 in., steamer 10 × 5 × 8 in. each	5	8	0	5	19	0
No. 2 „	boiler 12½ × 6 in., steamer 12½ × 6 × 8 in. „	6	8	0	7	0	0
No. 3 „	boiler 14½ × 6½ in., steamer 14½ × 6½ × 8 in. „	7	0	0	7	13	0
No. 4 „	boiler 16½ × 7 in., steamer 16½ × 7 × 8 in. „	7	10	0	8	4	0

No. 1 size is fitted with 2-burner Spirit Lamp, with regulator; Nos. 2, 3, and 4 sizes with 3-burner Spirit Lamps with regulators.

8345* **With Gas Burners,—**

		Copper. £	s.	d.	Nickel plated. £	s.	d.
No. 1 size,	boiler 10 × 5 in., steamer 10 × 5 × 8 in. each	4	12	0	5	3	0
No. 2 „	boiler 12½ × 6 in., steamer 12½ × 6 × 8 in. „	5	4	0	5	16	0
No. 3 „	boiler 14½ × 6½ in., steamer 14½ × 6½ × 8 in. „	5	7	0	6	0	0
No. 4 „	boiler 16½ × 7 in, steamer 16½ × 7 × 8 in. „	6	4	0	6	18	0

*8345a **With Petroleum Burners,—**

No. 1 size,	boiler 10 × 5 in., steamer 10 × 5 × 8 in. each	5	4	0	5	15	0
No. 2 „	boiler 12½ × 6 in., steamer 12½ × 6 × 8 in. „	5	16	0	6	8	0
No. 3 „	boiler 14½ × 6½ in., steamer 14½ × 6½ × 8 in. „	5	19	0	6	12	0
No. 4 „	boiler 16½ × 7 in., steamer 16½ × 7 × 8 in. „	6	16	0	7	10	0

Spare Bandage Boxes, each, No. 1, 13/-; No. 2, 14/-; No. 3, 16/-; No. 4, 18/-

* The items marked thus * are not illustrated.

No. **Sterilization Apparatus,** *continued,*— £ s. d.



8346.

8346 **Sterilizer for Instruments,** as made for Poplar Hospital, suitable for Cottage Hospitals, the Out-patient departments of Hospitals, etc., with one wire tray and gas burner, copper, tinned inside, size 16½ × 5½ × 4 in. . each 1 12 6
Ditto, ditto, nickel-plated . . . . . „ 2 2 0

DIRECTIONS FOR USE.—Fill the boiler to required depth with a 1% carbonate of soda solution, then light the gas burner, and as soon as the solution boils immerse the instruments. Blunt instruments may be allowed to remain boiling for five minutes, but about one minute is sufficient for knives, after which they may be removed and placed in a tray containing the usual antiseptic solution.



8347.

8347 **Enamelled Iron "Fish Kettle" Sterilizer,** to use over fire or ordinary gas burner . . . . . each 0 10 6

No.

Sterilization Apparatus, *continued,—*

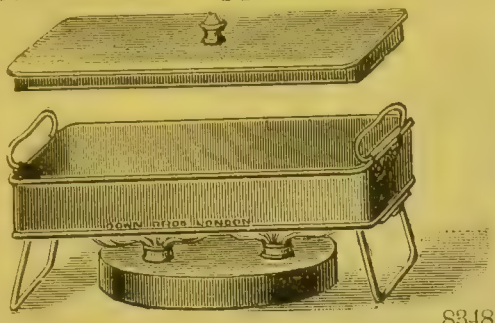

8348.



8348 **Portable Sterilizer for Instruments,** with lift-off lid and wire tray, copper, tinned inside,—

		£	s.	d.
No. 0 size, 9 × 3¾ × 2 in. . . . . each		1	12	0
No. 1 „ 12½ × 4½ × 2¼ in. . . . . „		1	15	0
No. 2 „ 16½ × 5½ × 2½ in. . . . . „		2	5	0
No. 3 „ 16½ × 5½ × 4½ in. . . . . „		2	10	0

The extra depth of No. 3 size will be found useful for midwifery instruments when portability is not essential.

Nos. 0 and 1 sizes are fitted with 2-burner, and Nos. 2 and 3 with 3-burner Spirit Lamp.

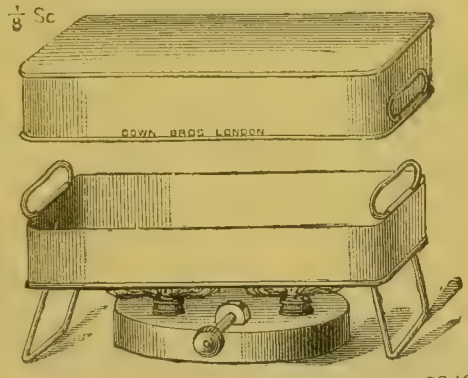



8349.

8349 **Portable Sterilizers for carrying in Surgeons' Bags,** copper, nickel plated, and fitted with one wire tray inside, and spirit lamp.

N.B.—No. 0 size is useful for small instruments only, No. 1 for the usual minor instruments, including such instruments as Volkmann's spoons; No. 2 is long enough for amputation knives and saws, and can also be used for midwifery instruments, but No. 3 being deeper is preferable. When closed up to carry in the bag, the lamp is placed inside the wire tray.

		£	s.	d.
No. 0 size, 9 × 3¾ × 2 in. . . . . each		2	2	0
No. 1 size, 12½ × 4½ × 2¼ in. . . . . „		2	5	0
No. 2 size, 16½ × 5½ × 2½ in. . . . . „		2	15	6
No. 3 size, 16½ × 5½ × 4½ in. . . . . „		3	3	0

Nos. 0 and 1 sizes are fitted with 2-burner Spirit Lamp with regulator; and Nos. 2 and 3 with similar 3-burner Spirit Lamp.

DIRECTIONS FOR USE.—Fill the boiler to required depth with a 1% carbonate of soda solution, then light the spirit lamp, and as soon as the solution boils immerse the instruments. Blunt instruments may be allowed to remain boiling for five minutes, but about one minute is sufficient for knives, after which they may be removed and placed in the cooling tray (formed by the cover) containing water previously sterilized or the usual antiseptic solution.

No. | **Sterilization Apparatus,** *continued,*—



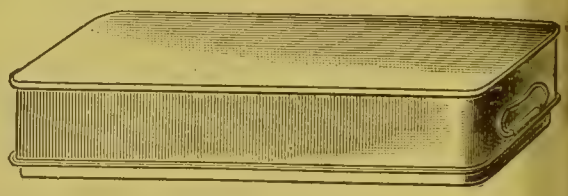

Closed for carriage.

8349*a*.

8349*a* **Portable Combined Sterilizer for Instruments and Dressings,** copper, nickel plated, fitted with one wire tray for instruments and one wire tray for dressings, etc., in upper part,— £ *s.* *d.*

No. 1 size, boiler $12\frac{1}{2} \times 4\frac{1}{2} \times 2\frac{1}{4}$ in., steamer 13 × $5 \times 2\frac{1}{2}$ in., each 3 15 0

No. 2 size, boiler $16\frac{1}{2} \times 5\frac{1}{2} \times 2\frac{1}{2}$ in., steamer $16\frac{1}{2} \times 6 \times 2\frac{1}{2}$ in., each 4 10 6

No. 1 size is fitted with 2-burner Spirit Lamp with regulator, and No. 2 size with similar 3-burner Lamp.



8349*b*.

8349*b* **Portable Sterilizer for Midwifery Forceps,** fitted with wire lift-out tray and spirit lamp, size $15\frac{3}{4} \times 3 \times 2\frac{3}{4}$ in.

Copper tinned inside 2 0 0

Nickel plated 2 5 6

Separate cost of Spirit Lamp only, 17*s.* 6*d.*

No. **Sterilization Apparatus,** *continued,*— £ *s.* *d.*

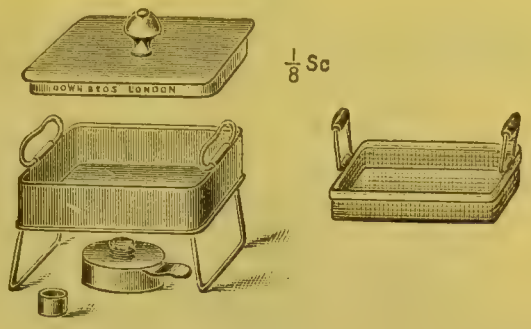

$\frac{1}{8}$ Sc

8350.

8350 **Portable Sterilizer for Pocket Dressing Instruments,** with lift-off lid, copper, tinned inside, fitted with spirit lamp,—

Size, $6 \times 3\frac{1}{2} \times 1\frac{1}{2}$ in. . . . . each 0 17 6

If fitted with 2-burner Spirit Lamp, 4*s.* 9*d.* extra.

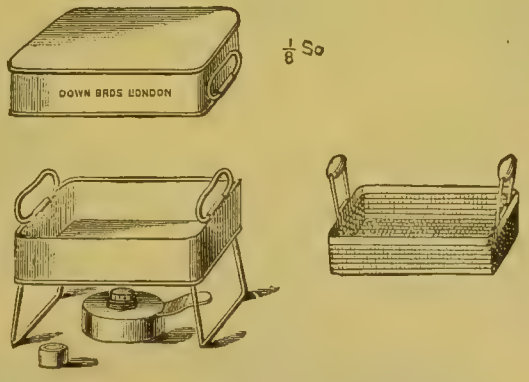

$\frac{1}{8}$ Sc

8351.

8351 **Portable Sterilizer for Pocket Dressing Instruments,** copper, nickel plated, fitted with spirit lamp,—

Size, $6 \times 3\frac{1}{2} \times 1\frac{1}{2}$ in. . . . . each 1 0 0

If fitted with 2-burner Spirit Lamp, 4*s.* 9*d.* extra.

This apparatus is intended to be carried in the surgeon's bag, and is of sufficient size to take all the instruments in the ordinary pocket case.

DIRECTIONS FOR USE.—Fill the boiler about half full with a 1% carbonate of soda solution, then light the spirit lamp, and as soon as the solution boils immerse the instruments. Blunt instruments may be allowed to remain boiling for five minutes, but about one minute is sufficient for knives, after which they may be removed and placed in the cooling tray (formed by the cover) containing water previously sterilized or the usual antiseptic solution.

No. **Sterilization Apparatus,** *continued,*— £ *s. d.*



8352.

8352 **Sterilizer for Bowls, etc.,** fitted with side handle to lid and wire lift-out tray and gas burner,—

	Copper. £	*s.*	*d.*	Nickel plated £	*s.*	*d.*
Size inside, 17 × 13 × 9½ in.	8	12	0	9	13	0
If fitted in addition with arrangements for steam heating	12	5	0	13	12	0



8353.

8353 **Sterilizer for Bowls, etc.,** consisting of seamless enamelled iron fish kettle, with wire lift-out tray,—
18 × 12 × 5½ in. . . . . each 1 2 6

No. **Sterilization Apparatus,** *continued,*— £ s. d.

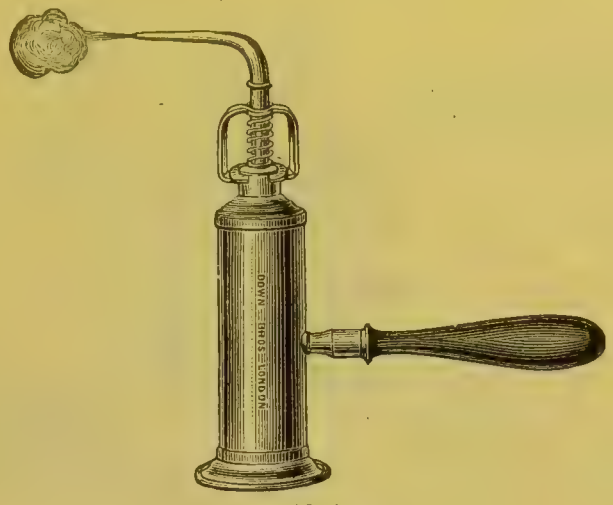

8354.

8354 **Catheter Sterilization Apparatus** . . . . each 0 4 9

DIRECTIONS FOR USE.—Remove the top and fill the body of the apparatus about three parts full with water; boil over an ordinary spirit lamp. The spout is then placed in the end of the catheter, and the steam passing through escapes at the eye.



8355.

8355 **Catheter Sterilization Apparatus,** with Spirit Lamp, as made for King's College Hospital 1 5 6

No. | **Sterilization Apparatus,** *continued,—* | £ s. d.



8356.

8356 **Bronner's Sterilizer for Ear Instruments and Eustachian Catheters,** copper, tinned inside . . . each 1 7 6

DIRECTIONS FOR USE.—The boiler (A) is filled to about half its depth with water, or if steel instruments are to be sterilized a 1% solution of carbonate of soda. The spirit lamp (B) is then lighted, and as soon as the water boils, the tray (C) containing the catheters, the rings of which should be placed on the small pegs (D) provided for that purpose, is laid in the solution and allowed to boil for about five minutes, after which the tray may be raised and made to rest on its support in order to drain the catheters.

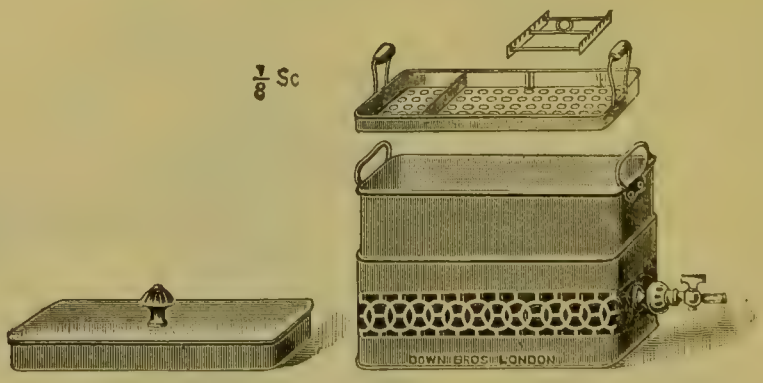

8357.

8357 **Eye Instrument Sterilizer** (Down Bros.' model), with tray and removable rack, and gas burner,—

Copper, tinned inside, size 9 × 6 × 2½ in. 1 19 6
Nickel plated 2 6 6

No. **Sterilization Apparatus,** *continued,*— £ *s.* *d.*



8358.

8358 **Portable Sterilizer for Eye Instruments** (Down Bros.' improved model), as made for Mr. Lawford, with tray and removable rack, folding legs; nickel-plated double burner spirit lamp with regulator; the cover forms a separate or cooling tray in which the instruments may be placed after boiling; copper, nickel plated 2 15 6

If Spirit Lamp is not required, 18*s.* 6*d.* less.

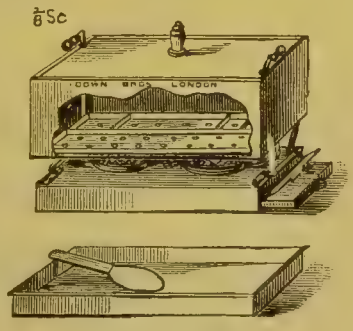

8359.

8359 **Portable Sterilizer for Eye Instruments,** suggested by Mr. Adams Frost; this closes up in a convenient form for carrying in the surgeon's bag; copper, nickel plated, size when closed, $8 \times 4\frac{3}{4} \times 2\frac{3}{4}$ in. 2 10 0

This apparatus consists of a boiler and a rack tray for the knives and needles, with space for forceps, sutures, etc. The boiling tray is provided with a cover, and the rack tray with folding handles, which are sufficiently long to project through two slots in the cover. This will be found convenient when removing the instruments after sterilization. There is also a double burner spirit lamp, in the base of which is a compartment containing spirit bottle (the latter should be removed when the lamp is lighted). The small plate with handle serves to extinguish the flame of lamp. The whole apparatus closes up in a convenient form for carrying in surgeon's bag, and the lid may also be used as a cooling tray for placing the instruments in sterilized water or carbolic solution when removed from the boiler.

No. **Sterilization Apparatus,** *continued,*—

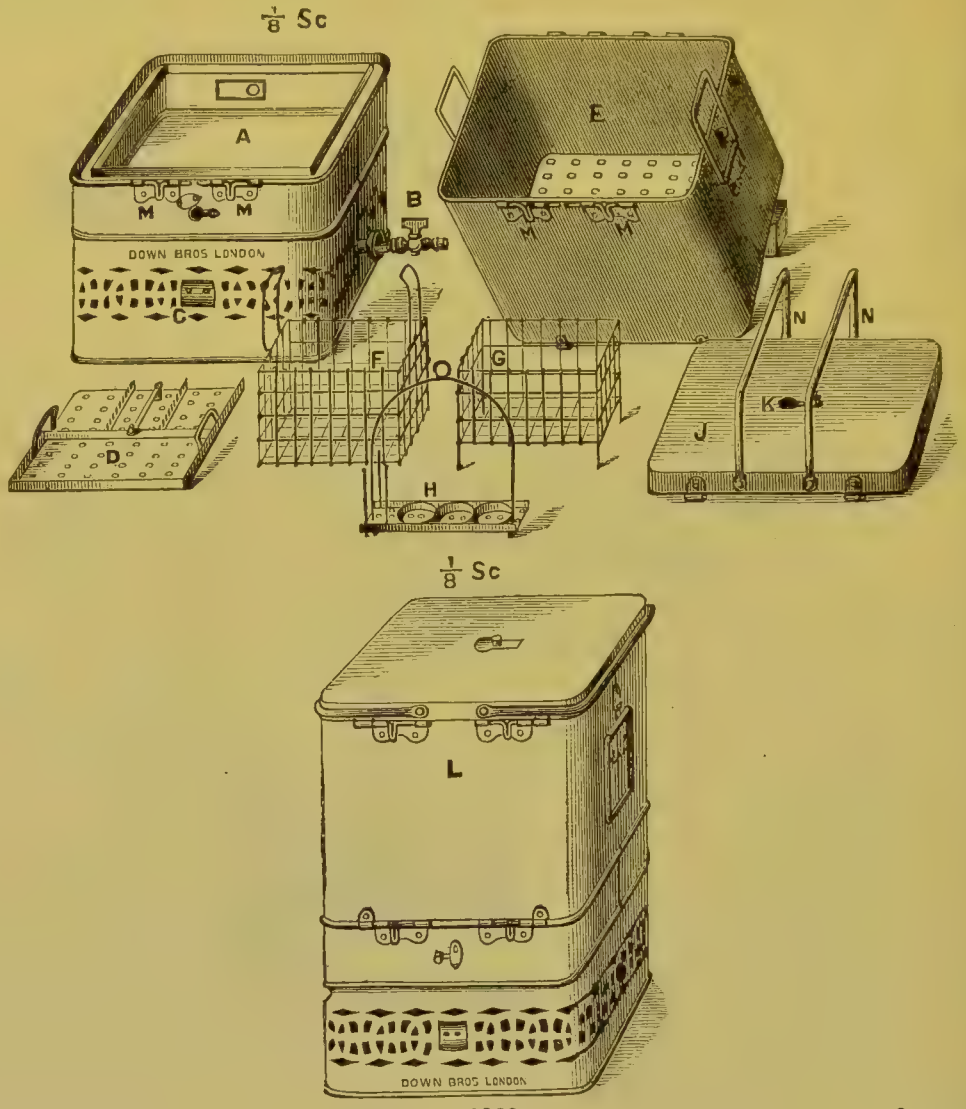

8360.

		£	s.	d.
8360	**Bronner's Sterilizer, for Eye Instruments, Dressings, and Solutions.** The instruments are boiled in soda solution, and the dressings subjected to steam. Made in 2 sizes, for hospital and private use. Copper, tinned inside.			
	With Gas Burner,—			
	No. 1 size, steamer, 9½ × 7½ × 7 in.; boiler, 9½ × 7½ × 2½ in.	4	0	0
	No. 2 size, steamer, 13 × 10 × 7 in.; boiler, 13 × 10 × 2½ in.	4	18	0
	With Spirit Lamp,—			
	No. 1 size, fitted with large 2-burner lamp with regulator .	4	17	6
	No. 2 size, fitted with large 3-burner lamp with regulator .	6	2	6

DESCRIPTION OF APPARATUS.—**A**, The body of the apparatus or boiler. **B** is the gas-cock, and **C** the opening through which it is lighted. **D**, Tray for containing eye knives, forceps, and scissors. **E** is the upper part of apparatus, or steamer, for bandages and solutions. **F** and **G**, Wire baskets for containing bandages or dressings (**G** fits on the top of **F**). **H**, Stand for bottles of solution. **J**, Cover, which can be fitted either on to the top of **E** or of **A**, as may be desired. **K**, Escape in cover for waste steam. **L** shows the complete apparatus. **MMMM**, the catches by which the various parts are bolted together, and **NN** the handles for carriage.

No. **Sterilization Apparatus,** *continued*,— £ s. d.

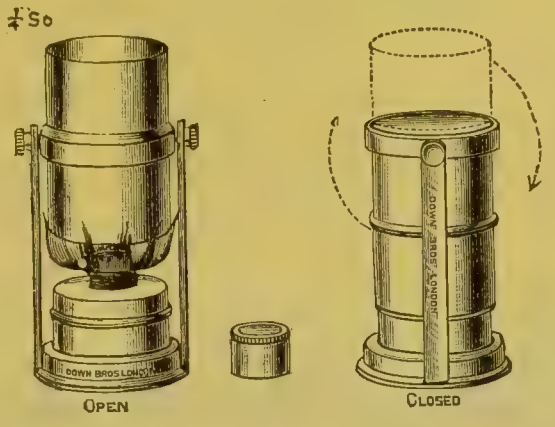

8361.

8361 **Portable Sterilizer for Eye Instruments,** suggested by Mr. Simeon Snell, of Sheffield; 3 in. deep inside, nickel plated, fitted with spirit lamp . . . . . each 1 2 0

Leather pull-off case for above, 2*s*.

*8361*a* Ditto, ditto, or for longer instruments, 6 in. deep inside . „ 1 7 6

Extracted from "British Medical Journal," Aug. 14, 1897:—

The illustration represents a new portable form of sterilizer for eye instruments (or other small instruments), designed at the suggestion of Mr. Simeon Snell, of Sheffield. With the ordinary forms of sterilizer the instruments are frequently immersed too long in the boiling water, which results in injury to the edges of the cutting instruments. In the present case it is merely intended that the blades of the instruments should be dipped in the vessel, but it is large enough to allow of the immersion of speculum and other instruments if desired. The whole apparatus is so portable that it can be easily carried to the patient's house in an ordinary surgeon's bag. The apparatus is made by DOWN BROS., 21, St. Thomas's Street, London, S.E.

* The items marked thus * are not illustrated.

No.

Sterilization Apparatus, *continued*,—

Accessories for Instrument Sterilizers.

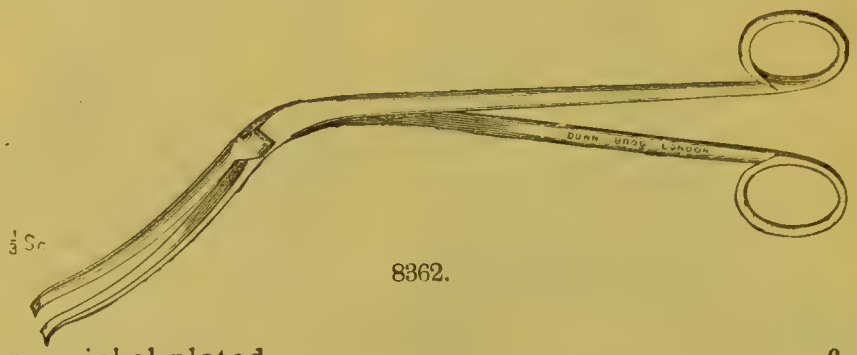

8362.

		£	s.	d.
8362	**Forceps, nickel plated,**—			
	Cheatle's, for lifting instruments out of sterilizer, with take-off joint . . . . . each	0	12	6
	Ditto, with screw joint	0	10	6

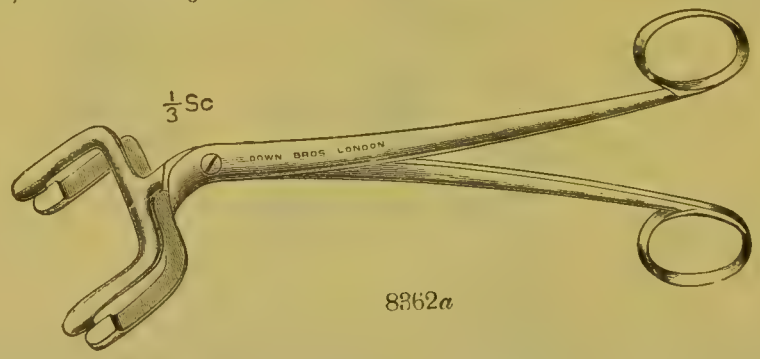

8362*a*

8362*a*	Double-jawed, for lifting bowls out of sterilizer, with screw joint . . . . . each	0	15	6
	Ditto, ditto, with take-off joint . . . . . „	0	17	6

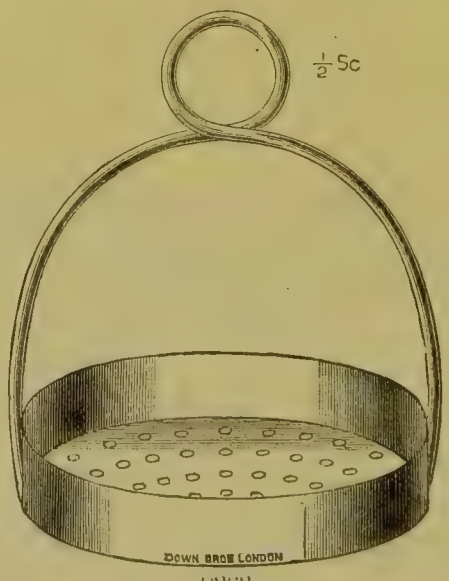

8363.

8363	**Needle Tray,** for sterilizing needles, for use with instrument sterilizer . . . . . each	0	4	0
	Also with lower handles for Portable Sterilizers at same price.			
*8363*a*	Ditto, ditto, small size, for use with eye instrument sterilizers . . . . . each	0	3	9

* The items marked thus * are not illustrated.

No. **Sterilization Apparatus,** *continued,*—

Accessories for Instrument Sterilizers, *continued,*—

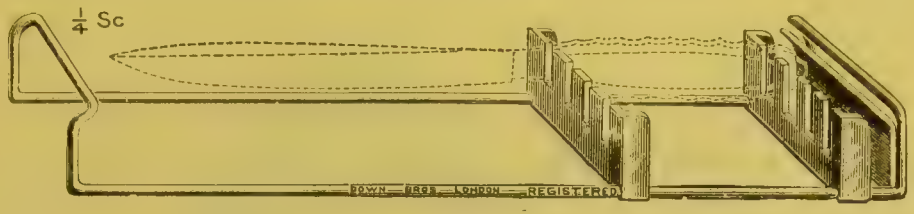

31.

31 **Racks** (Down Bros.') for amputation knives,— £ *s.* *d.*

For 2, 6*s.* 6*d.*; 3, 7*s.* 6*d.*; 4, 8*s.* 6*d.*; 5, 9*s.* 6*d.*; 6. . . 0 10 6

These racks can be made of any size to suit any form of knives or other instruments.

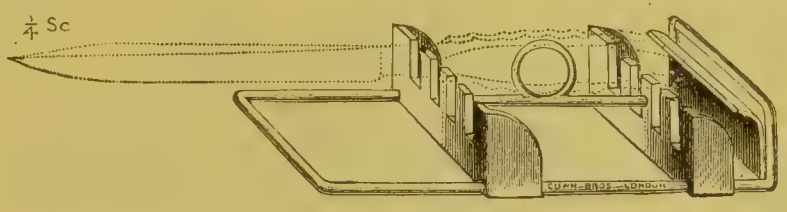

32.

32 **Rack, short pattern,** for amputation knives,—
To hold 2, 7*s.* 6*d.*; 3, 8*s.* 6*d.*; 4 . . . . . 0 9 6



8365.

8365 **Racks,** for eye instruments, for use with sterilizer, to hold 6, each 0 2 6



8366.

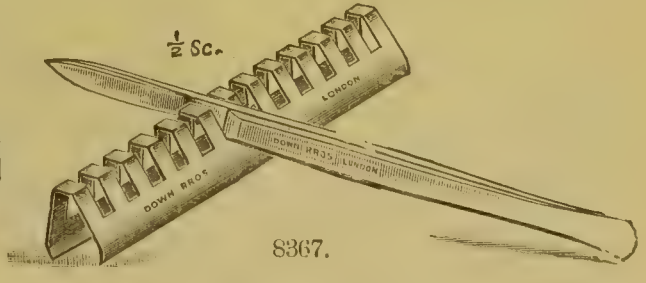

8367.

8366 **Racks,** for scalpels or bistouries, for use with sterilizer, to hold 6 . . . . . each 0 2 6

8367 **Racks,** for scalpels, etc. . . . each for 6, 1*s.*; for 12 0 1 6

*8367*a* **Racks,** porcelain, ditto, to take 10. . . . . each 0 1 0

* The items marked thus * are not illustrated.

No. **Sterilization Apparatus,** *continued*,— £ s. d.

Accessories for Instrument Sterilizers, *continued*,—

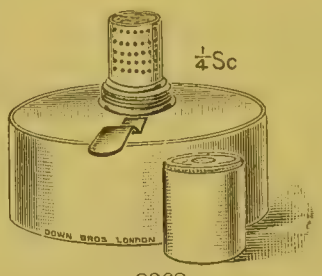

8368.

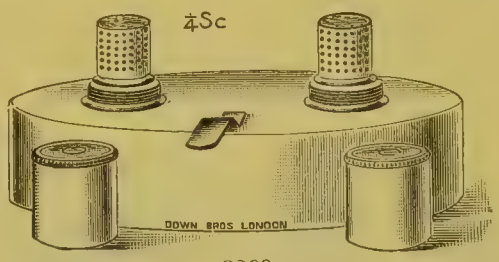

8369.



8370.

Brass Spirit Lamps, for use with sterilizers, etc.,—

8368 **1 Burner,** small, for pocket sterilizers . . . each 0 4 9

8369 **2 Burners,** 3 sizes each, small, 9*s.* 6*d.*; medium, 14*s.*; large 0 18 6

8370 **3 Burners,** 2 sizes . . . each, medium, £1; large 1 6 6

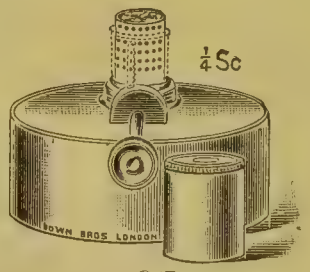

8371.

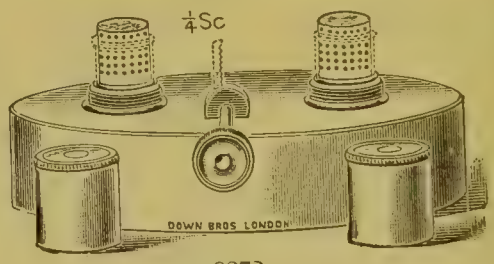

8372.

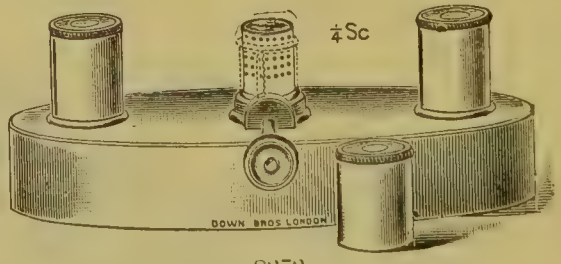

8373.

£ s. d.

Brass Spirit Lamps with Regulators, for use with sterilizers,—

8371 **1 Burner,** large . . . . . each 0 11 6

8372 **2 Burners,** 3 sizes each, small, 15*s.* 6*d.*; medium, 19*s.*; large 1 4 6

8373 **3 Burners,** 2 sizes . . each, medium, £1 5*s.*; large 1 11 6

No.

Sterilization Apparatus, *continued*,—

Accessories for Instrument Sterilizers, *continued*,— £ s. d.

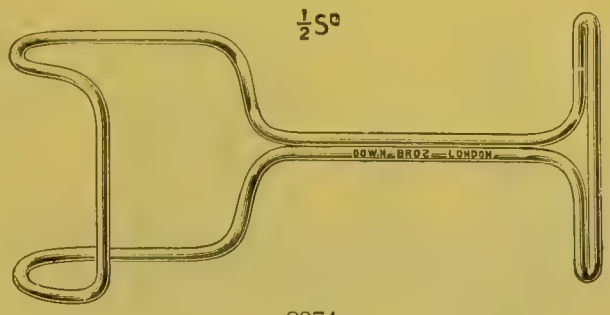

8374.

8374 **Wire handles** for lifting the trays out of sterilizers, as used at St. Thomas's, etc. . . . . per pair 0 5 6



8375

8375 **Metal Boxes for Instruments, etc.** In 12 sizes,—

These boxes may be used for storing instruments in after sterilization, or for placing inside surgeons' bags. The instruments may be rolled in Gamgee tissue; they can also be fitted up with racks to take sets of instruments.

	£	s.	d.
$6\frac{1}{4} \times 4 \times 1\frac{1}{2}$ in. . . . . each	0	9	0
$7\frac{1}{8} \times 3\frac{3}{4} \times 1\frac{1}{4}$ in. . . . . „	0	9	3
$7\frac{1}{2} \times 5\frac{1}{2} \times 2\frac{1}{4}$ in. . . . . „	0	12	0
$7\frac{7}{8} \times 4 \times 2$ in. . . . . „	0	12	6
$7\frac{7}{8} \times 5\frac{1}{2} \times 2$ in. . . . . „	0	13	0
$9\frac{7}{8} \times 4\frac{3}{4} \times 1\frac{3}{4}$ in. . . . . „	0	13	6
$9\frac{7}{8} \times 6 \times 2$ in. . . . . „	0	15	0
$10 \times 6\frac{1}{8} \times 2\frac{1}{4}$ in. . . . . „	0	16	0
$11\frac{3}{4} \times 6 \times 2$ in. . . . . „	0	17	0
$12 \times 7 \times 2\frac{1}{4}$ in. . . . . „	0	18	0
$13\frac{3}{4} \times 6 \times 2$ in. . . . . „	0	19	0
$13\frac{3}{4} \times 6\frac{5}{8} \times 2\frac{1}{4}$ in. . . . . „	1	0	0

No. **Sterilization Apparatus,** *continued,—*

£ s. d.

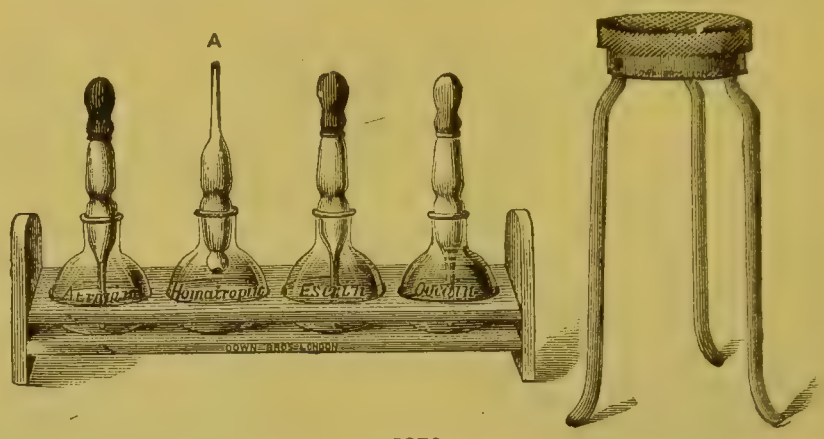

8376.

8376 **Stroschein's Drop Bottles,** for sterilizing Ophthalmic Solutions.

The bottles are made in four colours: black for atropin, white for cocain, amber for eserin, and blue for homatropin each 0 1 9

Mahogany stand for set of four bottles 0 3 0

Tripod 0 1 6

These bottles, when fitted with india-rubber cap, as shown in the illustration, act as drop bottles in the ordinary way. When it is desired to sterilize the contained solution, the india-rubber cap is removed and the stopper reversed (A), and the bottle is then placed on the tripod with spirit lamp underneath and allowed to boil for three minutes; steam escapes through the pipette. In order to compensate for the concentration of the fluid by evaporation, from eight to ten drops of distilled water should be added to 20 cc/m (6 drams) of the solution before sterilizing.

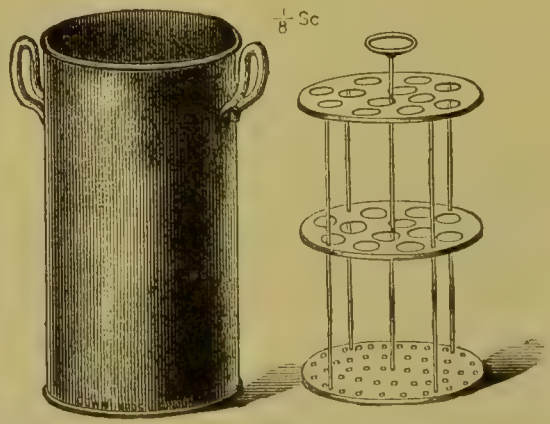

8377.

8377 **Ligature Sterilization Apparatus** for boiling 11-inch tubes

of silk, stout tin . . . . . each 0 9 6

Ditto, ditto, stout copper, with lid . . . . . „ 1 1 0

(Can also be made to order to take any size of tubes or glass plates.)

No. | **Sterilization Apparatus,** *continued*,— | £ s. d.

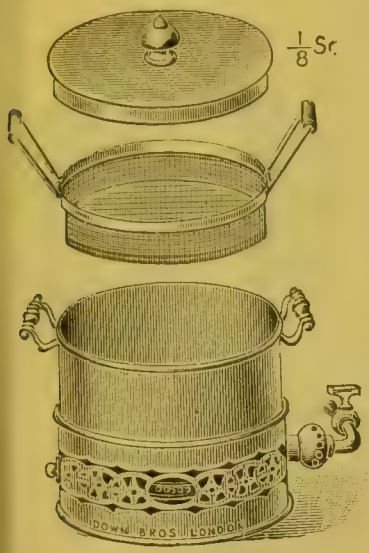

8378.

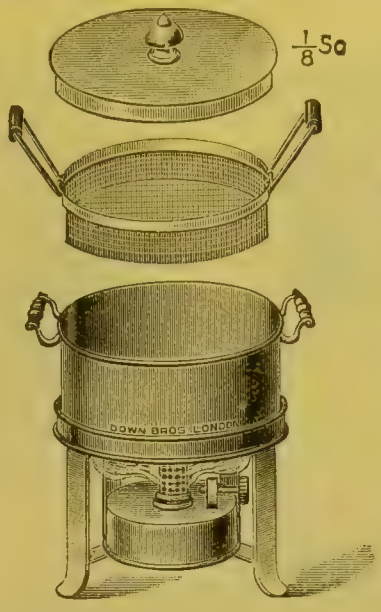

8378*a*.

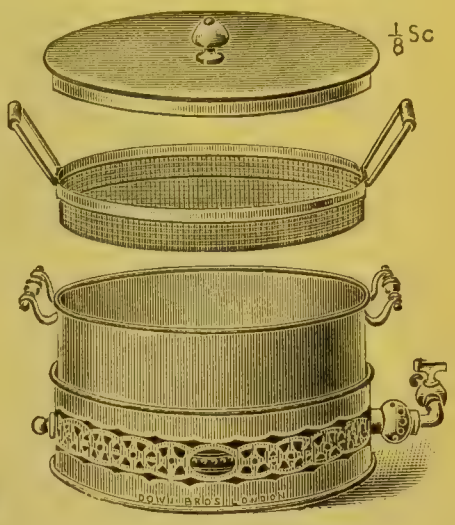

8379.

8378 **Ligature Sterilizer,** Circular, Copper, with wire lift-out tray and gas-burner 1 6 0
Ditto, ditto, nickel plated 1 11 6

8378*a* **Ligature Sterilizer,** Circular, Copper, with wire lift-out tray and spirit lamp, with regulator 2 0 0
Ditto, ditto, nickel plated 2 5 6

8379 **Ligature Sterilizer,** Oval, Copper, with wire lift-out tray and gas-burner 1 13 0
Ditto, ditto, nickel plated 1 19 6





8380.



8381.

8380 **Circular Copper Pans,** for use in operating theatre for boiling ligatures; may also be used for sterilizing small instruments; with lift-out wire baskets, each, 5 in. diam., 3 in. deep, 9*s*. 6*d*.; 7 in. diam., 3 in. deep 0 12 6

8381 Gas Burner for use with same 0 5 6

No. **Sterilization Apparatus,** *continued*,— £ s. d.

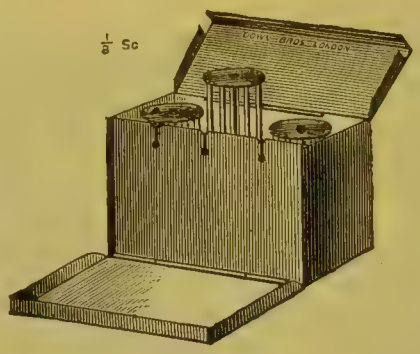

8382.

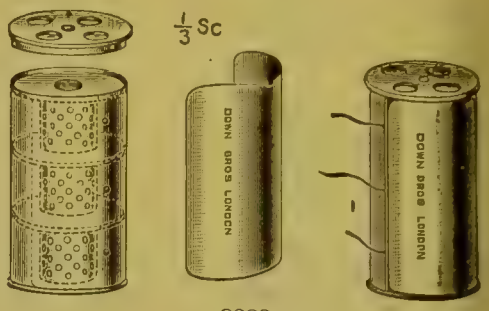

8383.

8382 **Portable Ligature Sterilization Apparatus,** consisting of small metal box, containing 3 metal reels; the ligatures or sutures may be boiled on their reels with the box, 2 sizes, each, small, $2\frac{1}{2} \times 1\frac{1}{2} \times 1$ in., 5*s.*; large, $3 \times 2 \times 1\frac{1}{4}$ in. 0 6 0

Spare Reels, per doz., 12*s.*

8383 Ditto, ditto, cylindrical shape, $2\frac{1}{2} \times 1\frac{1}{2}$ in. . . . each 0 6 9



8384.

8384 **Jellett's Catgut Sterilizer for Alcohol,** suggested by H. Jellett, M.B., etc., of Dublin (recently improved) each 1 5 0

Glass Winders, for use with same . . . . per doz. 0 6 6

Copper Boilers to take the above, each, 11*s.* 6*d.*

The catgut should be absolutely dehydrated. This is effected by rolling loosely on glass winders, and immersing for three or four days in a jar containing alcohol. The plates should then be transferred to the metal box, which is three-parts filled with alcohol, the lid is screwed down and the metal box placed in the saucepan or suitable vessel containing cold water, and should be boiled in this half an hour after the water reaches boiling point. The catgut is afterwards stored on the winders in a mixture of alcohol with from 5 to 20 per cent. of glycerine, according to the degree of stiffness required in the catgut.—Vide *Lancet*, Aug. 8, 1896.

No. **Sterilization Apparatus,** *continued*,—



8385.



8386.

		£	s.	d.
8385	**Mayo Robson's Catgut Sterilizer for Xylol,** latest improved model, suggested by A. W. Mayo Robson, F.R.C.S. . each	0	15	6
	Catgut Winders, for use with same, glass . . per doz.	0	5	0
8386	Ditto, ditto, wire . . . . . ,,	0	13	6

"At the outset I used chromic catgut, but I found this persisted too long in the tissues, sometimes appearing to be quite unabsorbable. I have, however, for the past year or two employed either the ordinary unmedicated catgut, or, better still, formalin catgut. At first I used to wind the catgut loosely on glass reels, but this is quite unnecessary, and I now simply undo the constricting centre of each skein and re-apply it loosely, thus avoiding constriction of the skein in the centre, and enabling the heated fluid to reach every part of the catgut. The skeins are then introduced into a metal cylinder (made for me by Messrs. DOWN BROS.), the cap of which screws on, and after the cylinder has been filled with xylol, the cap is screwed up very firmly, as it is quite fatal to the preparation either to allow any water to enter the cylinder or to allow the xylol to evaporate. The cylinder is then put into the sterilizer and boiled for at least half an hour. The water should be kept on the boil, and the cylinder removed while the water is boiling. After being thus sterilized, the catgut is stored in 5 per cent. carbolic acid solution in methylated spirit.

"So far as I can say, it keeps indefinitely, so that any quantity can be prepared at one time. When operating, I use the ligatures out of 1 in 20 carbolized spirit."—Vide *British Medical Journal*, Sept. 27, 1902.

N.B.—The cap of the cylinder should be screwed on with the hand, and no unnecessary force used. Striking with a mallet or hammer invariably injures the screw and renders the instrument imperfect and irreparable.

No. **Sterilization Apparatus,** *continued*,—

Steam Sterilizing Apparatus,

For Surgical Dressings, Bandages, Operation Cloths, etc.



8387*a*.

		£	*s.*	*d.*
8387*a*	**Steam Sterilizers for Dressings, Bandages, Operation Cloths, etc.,** made in 3 sizes, fitted with gas burners,—			
	No. 1 size, 12 × 7½ in.	6	5	0
	No. 1a „ 16 × 7½ in.	7	5	0
	No. 2 „ 20 × 9½ in.	8	5	0
*8388*a*	**Steam Sterilizers for Dressings,** same as Fig. 8387*a*, but fitted with Petroleum Burners,—			
	No. 1 size, 12 × 7½ in., with No. 5 Primus burner . .	6	17	0
	No. 1a „ 16 × 7½ in., with No. 5 Primus burner . .	7	17	0
	No. 2 „ 20 × 9½ in., with 2 burner Intensive . .	9	7	0

Nos. 1 and 1A take one deep or two half-depth kettles for dressings. All other sizes take two deep or four half-depth kettles. (See page 2181.)

* The items marked thus * are not illustrated.

No.

Sterilization Apparatus, *continued*,—



8389*a*.

8389*a* **Steam Sterilizers for Dressings, etc., Down Bros.' Improved,** with safety-valve, guarded Thermometer, etc., fitted with gas burners,— £ *s.* *d.*

No. 1 size,	12 × 7½ in.	8	5	0
No. 1a „	16 × 7½ in.	9	5	0
No. 2 „	20 × 9½ in.	10	5	0
No. 3 „	20 × 11½ in.	11	10	0
No. 4 „	20 × 13½ in.	15	10	0
No. 5 „	24 × 15½ in.	20	0	0

*8389*b* **Steam Sterilizers for Dressings, etc., Down Bros.' Improved, same as Fig. 8389*a*, but fitted with Petroleum Burners,—**

No. 1 size,	12 × 7½ in.	8	17	0
No. 1a „	16 × 7½ in.	9	17	0
No. 2 „	20 × 9½ in.	11	7	0
No. 3 „	20 × 11½ in.	13	0	0
No. 4 „	20 × 13½ in.	17	0	0
No. 5 „	24 × 15½ in.	22	5	0

Nos. 1 and 1A take one deep or two half-depth kettles for dressings. All other sizes take two deep or four half-depth kettles. (See page 2181).

* The items marked thus * are not illustrated.

No.

Sterilization Apparatus, *continued*,—

Dr. L. T. Young, Surgeon-Major, I.M.S., writes from Umballa, with reference to the Lamps:—"The Steam Sterilizer for Dressings, worked with the powerful petroleum lamp, according to my suggestion, I find answers most admirably and gives most perfect results. I consider it to be indispensable for every hospital undertaking surgical work, and as it needs no gas it is especially useful for India and the Colonies."

Directions for Use of Sterilizing Apparatus.

1. First fill the outer jacket or boiler with water about one-third full, through the funnel. The height of the water is readily ascertained by means of the water gauge.

2. The materials to be sterilized may then either be put directly into the body of the apparatus, or may be first placed inside suitable containers, such as Schimmelbusch's kettles, as described on page 2181; but if containers are used they must be so constructed as to allow free passage for the steam. A layer of absorbent wool should be placed over the top to catch any drops of condensed steam from the lid.

3. The lid is then replaced and fastened down firmly by means of the screw nuts.

4. The burner underneath the apparatus is then lighted, and the escape tube carried into the condenser, which should be about half-filled with cold water.

The materials should be left subjected to the steam for 30 minutes after the thermometer reaches 100 degrees Centigrade.

Before putting out the lamp the tube should be removed from the condenser. The lamp may then be put out, the screw nuts on the lid of sterilizer loosened, and the thermometer removed. After a few moments the lid may be opened, and when all the steam has escaped, the layer of wool may be removed, and the dressings will be found ready for use.

N.B.—The steam enters the sterilizing chamber at the top, and is kept at the same temperature on its way downwards by the heat of the outer chamber. This arrangement tends to dry the contained materials, which will be found comparatively, although not absolutely, dry when removed.

No.

Sterilization Apparatus, *continued*,—



8390*a*.

£ s. d.

8390*a* **High Pressure Steam Sterilizers,** best English make, with latest improvements, to use with gas or in connection with steam supply,—

This apparatus turns out the dressings absolutely dry.

No. 1 size, 24 × 12 inside . . .	**£60. 0 . 0**	~~50 0 0~~
No. 2 „ 30 × 18 „ . . .	**£100. 0 . 0**	~~90 0 0~~
No. 3 „ 36 × 24 „		145 0 0

No.

Sterilization Apparatus, *continued,*—

Directions for use of High Pressure Sterilizers.

Open air-valve in jacket to allow escape of air, then pour in water through the funnel to about half, fill the jacket as shown by the gauge glass, then close all valves tight.

Place the dressings, etc., to be sterilized inside the chamber, close the door and lock tight. If heated by gas, turn on the supply and light burner (if heated by steam, open steam supply valve); and when the pressure of steam in the jacket reaches 5 lbs. as registered on the pressure gauge, open valve for escape of air, and close it again when steam appears.

When 10 lbs. is registered on the pressure gauge, open the valves to withdraw air from the sterilizing chamber and form vacuum, and leave them open for five minutes. Then close lower, and afterwards upper, valve.

When the pressure reaches 10 lbs. in the jacket, open valve to convey steam into the sterilizing chamber—continue this for 20 minutes under 10 lbs. pressure (a uniform pressure can be maintained by regulating the gas-cock or steam supply valve), then turn off steam from the chamber and open the two valves to produce vacuum, thus drying the dressings by removing all contained moisture (the vacuum should be maintained for from 5 to 15 minutes according to the density of the load), then open stop-cock on air filter to admit (filtered) air and destroy vacuum, then release and open door, and dressings may be removed.

N.B.—The creation of a vacuum at the beginning of the process, and the withdrawal of the steam from the chamber at the end ensures absolute sterility and also dryness of the dressings.

To clean the jacket. This should be done about every ten days, if the apparatus is in daily use, and is carried out as follows: leave about 3 inches of water in the jacket as shown by the gauge glass, and heat up till 5 lbs. pressure is registered on the gauge, then open valve, permitting the whole contents to be expelled, carrying with it any deposit.

The cotton wool in air filter should be changed regularly.

CAUTION.—Care should be taken never to heat up the sterilizer unless there is water in the jacket; at least ½ inch of water should be shown in the gauge glass when heat is being applied.

No. **Sterilization Apparatus,** *continued,*—

Accessories for Dressing Sterilizers.

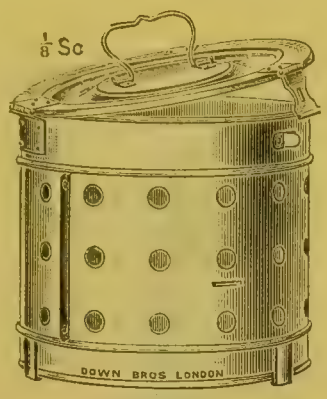

8391.



8391*a*.

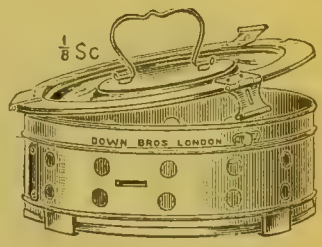

8392.

8391 and 8392 **Schimmelbusch's Kettles for Dressings and Bandages,** made in 6 sizes, and of 2 depths,—

	Deep (8391). Depth.	£ s. d.	Half-depth or Shallow (8392). Depth.	£ s. d.
No. 1 size . .	11 in., each	0 13 6	5½ in., each	0 11 6
No. 1a „ . .	14½ in., „	0 15 6	7¼ in., „	0 12 6
No. 2 „ . .	9½ in., „	0 16 6	4¾ in., „	0 13 0
No. 3 „ . .	9½ in., „	0 17 6	4¾ in., „	0 14 0
No. 4 „ . .	9½ in., „	1 4 6	4¾ in., „	0 18 0
No. 5 „ . .	11 in., „	1 7 6	5½ in., „	1 4 0

8391*a* **Partitions for Schimmelbusch's Kettles,** of perforated metal, to divide kettles into four compartments,—

	£ s. d.
No. 3 to fit inside No. 3 deep kettle . . . . each	0 8 6
No. 4 „ No. 4 „ . . . . „	0 9 6
No 5 „ No. 5 „ . . . . „	0 10 6

8393* **Brown Waterproof Canvas Covers,** for carrying kettles to patients' houses, for Nos. 1, 1A, 2 and 3 sizes . each 0 10 6

Ditto, for shallow kettles, for Nos. 1, 1A, 2 and 3 . . each 0 9 0

These kettles, or dressing boxes, are made of sizes to fit in the sterilizers. The Nos. 1 and 1A sterilizers take one of the deep or two of the shallower kettles, but all the other sizes take two of the deep or four of the shallow kettles.

The materials to be sterilized are placed inside the kettles, and the holes through which the steam enters opened by means of the slides. After the sterilization the kettles should be removed and the holes closed; the kettles may then stand aside until wanted. In this way by having a sufficient number of kettles to fit the same apparatus, it is possible to sterilize a large quantity of materials when necessary.

* The items marked thus * are not illustrated.

No.

Sterilization Apparatus, *continued*,—

Accessories for Dressing Sterilizers, *continued*,—



8394.



8395.



8396.



8397.

		£	s.	d.
8394	**Metal Boxes, with wire lift-out frame**, copper, tinned, for use in large sterilizers, 4 sizes,—			
	$8\times4\frac{1}{2}\times4\frac{1}{2}$ in. Each . 14*s.* 6*d.* . $10\frac{1}{2}\times6\frac{1}{2}\times5\frac{3}{4}$ in. 19*s.* 6*d.* . 11×8×7 in. 22*s.* 3*d.* . 12×10×8 in. 24*s.* 6*d.*			
8395	**Glass Air-tight Dressing Jars**, 6×4 in. . . each	0	2	0
	Metal Boxes, Cylindrical,—			
8396	Copper, nickel plated, for carrying dressings in bag, etc., 6×4 in. . . . . each	0	6	6
8397	Copper, tinned, for use in sterilizers, etc., 8×5 in. . per doz.	3	12	0

(The top is simply taken off during sterilization.)



8397*a*.

8397*a*	**Petroleum Burners for use with Sterilizers, etc.,**			
	No. 4 Primus (suitable for Nos. 2 and 3 instrument sterilizers) each	0	10	6
	No. 5 Primus (for Nos. 1 and 1A dressing sterilizers) „	0	12	0
	Intensive 2 Burner (for No. 2 dressing sterilizer or 5 gallon water boiler) . . . . . „	1	7	0
	Intensive 4 Burner (for Nos. 3 and 4 dressing sterilizers and No. 1 water sterilizer) . . . . . „	1	15	0
	Intensive 6 Burner (for No. 5 dressing sterilizer) . „	2	12	6

No. **Sterilization Apparatus,** *continued,*—

Accessories for Dressing Sterilizers, *continued,*—

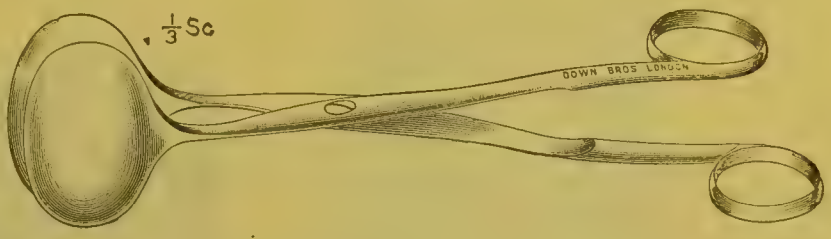

8398.

		£	s.	d.
8398	**Swab Squeezing Forceps,** nickel plated, Pye-Smith's, each	0	12	6



8399.

8399	**Towel Warmer,** for operation theatre; this apparatus is provided with an outer jacket for boiling water, and is intended to keep towels warm which have been previously sterilized, size inside, 14 × 10 × 8 in. . . . . each	3	15	6
	Gas burner for use with same . . . . . „	0	19	6

No. **Sterilization Apparatus,** *continued,*—

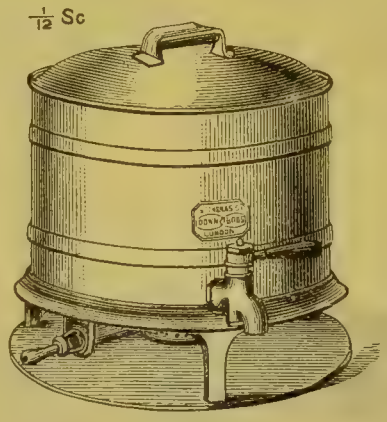

8400.

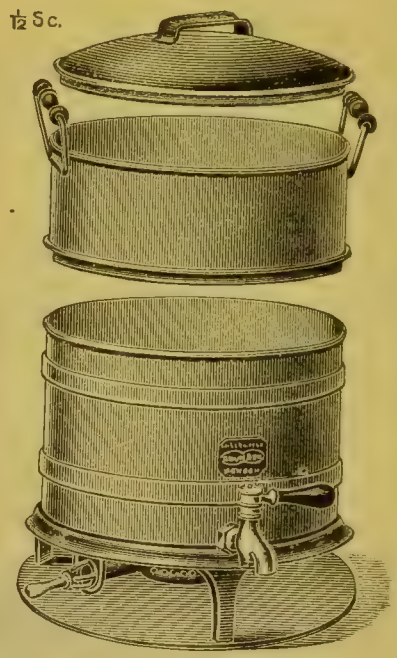

8401.

		£	s.	d.
8400	**Water Boilers,** bright copper, each, 2½ gall., £2 2*s.*; 5 gall. .	2	12	6
	This apparatus is made of copper, tinned inside, and is provided with a burner for rapid heating; it will be found exceedingly useful for providing a supply of hot water in the operating theatre, for use with sterilizers, etc.			
*8400*a*	**Water Boilers,** bright copper, as described above, fitted on special high stand with petroleum burner, each, 2½ gall., £3 15*s.*; 5 gall.	4	4	0
*8400*b*	**Water Boiler,** as described (Fig. 8400), but fitted with coil for use with steam supply in addition to gas burner, 5 gall.	3	17	6
8401	**Water Boilers,** bright copper, fitted with hot-air chamber on top for towels, as made for Royal Free Hospital, etc., each, 2½ gall., £2 19*s.* 6*d.*; 5 gall.	3	13	6
8402*	**Copper Kettle,** with heat conducting studs for quick boiling, capacity, 6 pints; dimensions, 8½ × 3½ in. . . . each	1	11	6
	Gas burner for use with same (as No. 8381) . . . „	0	5	6

* The items marked thus * are not illustrated.

No **Sterilization Apparatus,** *continued*,—

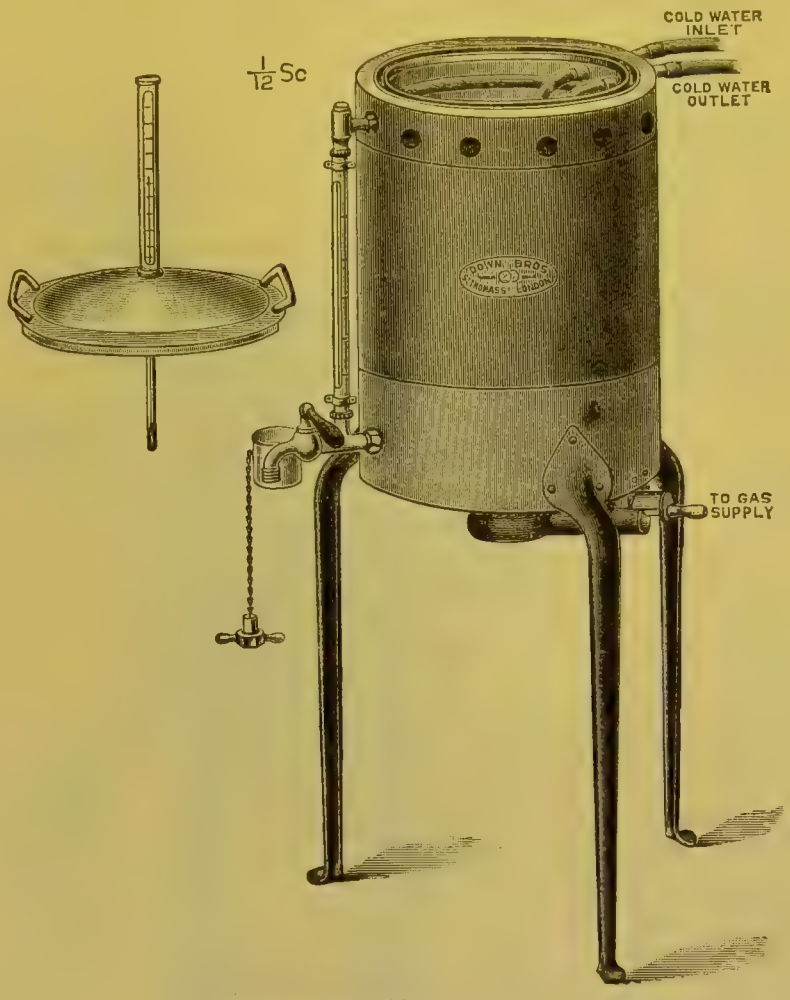

8403.

		£	s.	d.
8403	**Water Sterilization Apparatus,** for providing supply of sterilized water in operation theatre, fitted with powerful gas burners,—			
	5 gallons capacity . . . . . each	10	10	0
	7½ „ „ . . . . . „	12	12	0
	10 „ „ . . . . . „	14	14	0

N.B.—The water is first boiled, and the temperature then reduced to a suitable point for surgical use by circulating a stream of cold water through the reservoir by means of a spiral tube—the temperature is indicated by the thermometer.

*8403*a*	**Water Sterilization Apparatus, fitted with Petroleum Lamps,**—			
	5 gallons capacity . . . . . each	12	10	0
	7½ „ „ . . . . . „	14	12	0
	10 „ „ . . . . . „	17	14	0

* The items marked thus * are not illustrated.

No.

Sterilization Apparatus, *continued,*—

£ *s. d.*

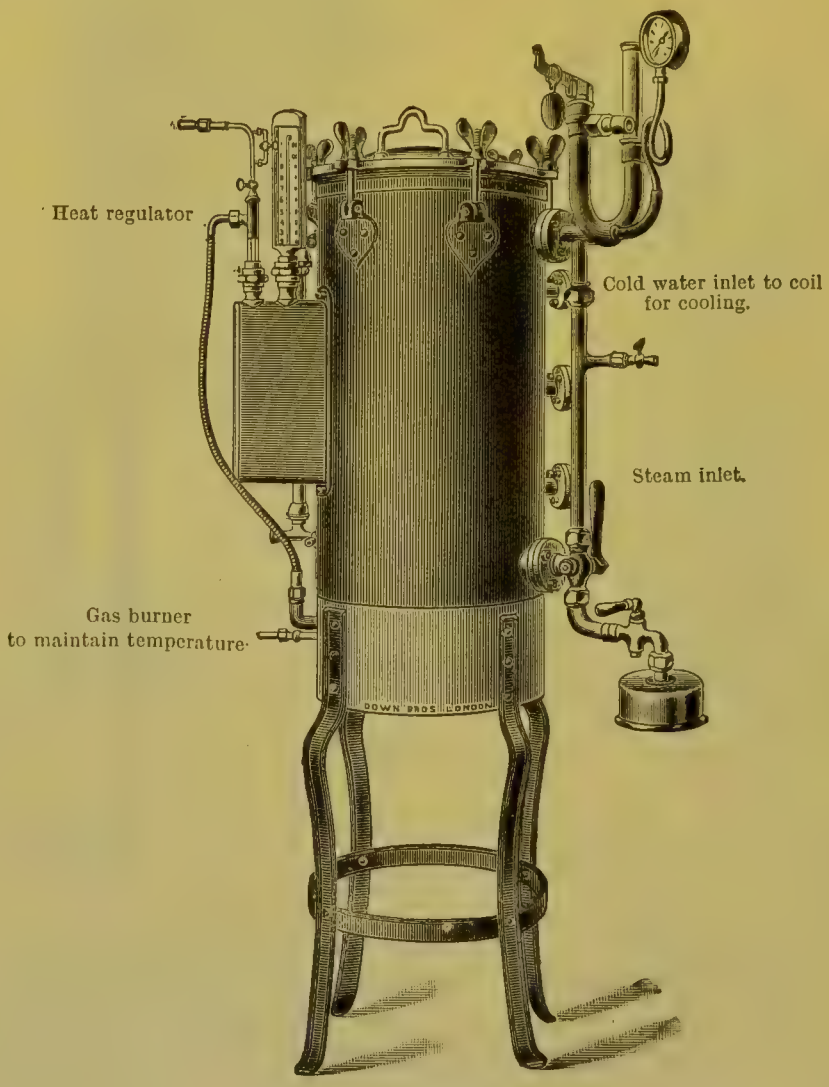

8404*a*.

8404*a* **Water Sterilization Apparatus,** for use in connection with steam supply, with heat regulator to maintain temperature at about 40° Centigrade,—

$6\frac{1}{2}$ gallons capacity . . . . . each 42 0 0

No.

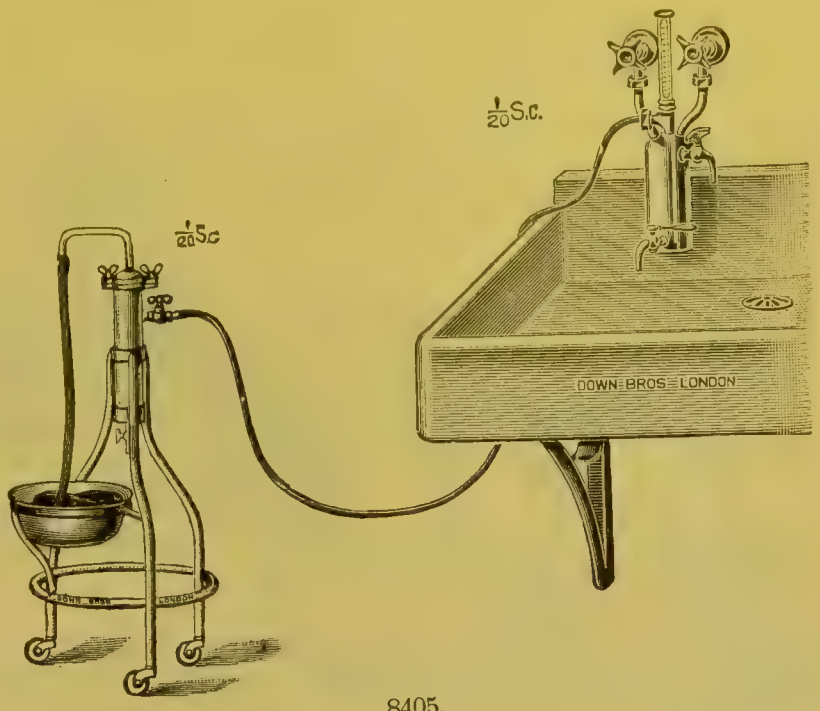

8405.

		£	s.	d.
8405	**The White Berkefeld Aseptic Irrigator,** as used at St. Thomas's Hospital, etc., for supplying a stream of sterilized water for wound douching; fitted with two taps connecting the hot and cold water supplies with the cylinder; on stand fitted with improved rubber-tyred castors, as shown in the illustration . . . . . each	15	0	0
	If fitted on ball-bearing, steel-cupped, rubber-tyred castors, 12*s.* extra.			
	Ditto, ditto, without stand . . . . . each	11	0	0
8406*	Ditto, ditto, with 3-tube filter and stand, as shown in the illustration . . . . . each	18	0	0
	If fitted on ball-bearing, steel-cupped, rubber-tyred castors, 12*s.* extra.			
	Ditto, ditto, ditto, without stand . . . . . each	14	0	0

(Glass wound pipe and rubber tube for same, extra, see next page.)

N.B.—The pressure of water obtainable for use with these filters varies in every case; the lowest pressure should be 15 lbs., equal to 30 feet fall, giving a supply of 7 to 10 gallons per hour. An increased pressure gives a proportionately larger output, so that a pressure of 40–45 lbs. would yield 25 gallons per hour. If the pressure is under 25–30 lbs., or if larger quantities are required, a 3-tube filter is recommended, giving a supply three times as large as a single tube filter.

* The items marked thus * are not illustrated.

No.

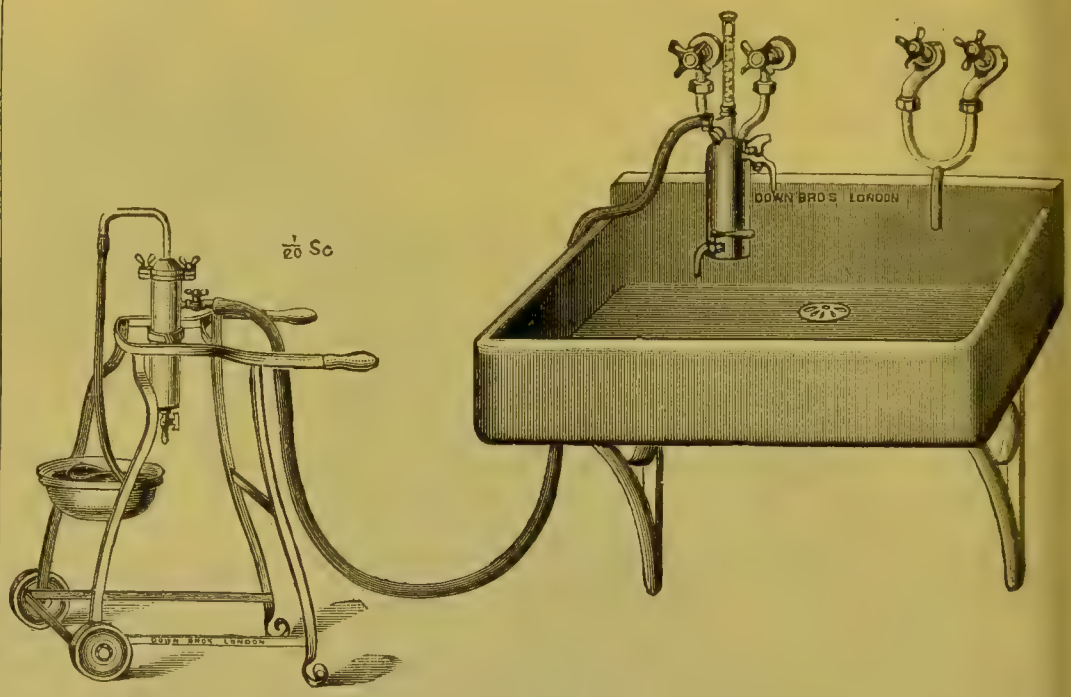

8409.

No.		£	s.	d.
8409	**The White Berkefeld Aseptic Irrigator,** as previously described, but with improved wheel stand . . . each	16	0	0
8410*	Ditto, ditto, but with 3-tube filter . . . . . „	19	0	0

The illustration shows the apparatus fitted over sink (and also extra taps as used in operation theatre).
Wound pipe and rubber tube for same, extra (see below).

Accessories for use with Aseptic Irrigators,—

Glass wound pipes . . . . . per doz.	0	3	0
Metal ditto, with push stopcock . . . . . each	0	6	6
Vulcanite ditto, ditto . . . . . „	0	2	0
India-rubber tubing (stout, to resist pressure), for connecting apparatus with water supply . . . . per foot	0	2	0
India-rubber tubing between filter and wound pipe per foot, say	0	0	6

* The items marked thus * are not illustrated.

No.

Aymard's Milk Sterilizers

(PATENTED).

A new and simple means of effectually Sterilizing Milk in small or large quantities according to the recommendations contained in the Report of the Royal Commission upon Tuberculosis.

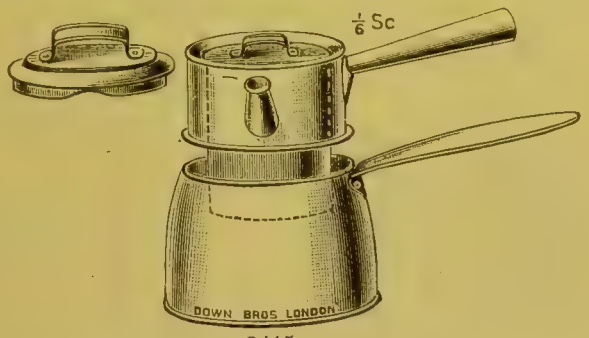

8415.

8415 **Aymard's Milk Sterilizers for domestic use, in card boxes, with full directions for use.**

Size.	TIN THROUGHOUT.	Retail price.			Wholesale price.	
		s.	*d.*		*s.*	*d.*
1	pint, suitable for one or two infants . .	3	6	. per doz.	34	0
2	pints „ for small families . .	5	6	. „	54	0
3	„ „ for large families. . .	6	6	. „	63	0
4	„ „ „ „ . .	7	6	. „	72	0
1	gallon, suitable for small schools . .	18	6	. each	15	0
2	gallons „ Cottage Hospitals, etc.	24	0	. „	19	3

N.B.—The sizes given are the absolute size of the *milk containers*; in some cases the sizes of the *outside pots* are advertised.

8416* **Aymard's Milk Sterilizers for domestic use, in card boxes, with full directions for use.**

Size.	WITH ENAMELLED IRON MILK CHAMBERS.	Retail price.			Wholesale price.	
		s.	*d.*		*s.*	*d.*
1	pint, suitable for one or two infants . .	5	6	. per doz.	54	0
2	pints „ for small families . .	7	6	. „	72	0
3	„ „ for large families . .	9	6	. „	92	0
4	„ „ „ „ . .	11	6	. „	111	0
1	gallon, suitable for small schools . .	21	0	. each	17	0
2	gallons „ Cottage Hospitals, etc.	30	0	. „	24	0

N.B.—The sizes given are the absolute size of the *milk containers*; in some cases the size of the *outside pots* are advertised.

The "Lancet" says:—

A new and simple apparatus for the sterilization of milk by heating it rapidly and effectually in such a manner that it is not altered by evaporation. The manner of using it is very simple. Some water having been made to boil in the saucepan, the jacketed milk container is placed in position, and the whole is set over a good spirit lamp or fire for about five minutes, which is sufficient to bring the milk to a temperature exceeding 200° F. without giving it the disagreeable flavour due to overheating or "burning," which is so common with ordinary boiled milk. This apparatus enables milk to be very quickly sterilized for the use of an

* The items marked thus * are not illustrated.

No. **Aymard's Milk Sterilizers,** *continued,*— £ s. d.

infant in small quantities as required, and there is of course no separation of the cream. Infants fed upon milk sterilized by this process have shown the most satisfactory results; the excess of casein in the cow's milk is deposited upon the sides of the milk chamber. The milk is given undiluted, and is sterilized when required, therefore no second heating is necessary. So rapid is the process that the cream does not rise and separate as in the prolonged bottle system. The entire success of this process is due to the scientific treatment of the surface of the milk, and this is especially marked in the large sizes. Milk can be heated for 24 hours in one of these sterilizers without a scum forming upon the surface. In ordinary double saucepans, milk urns, and steam jacketed furnace pans, the surface of the milk is roasted by dry heat, and is thus ruined, the whole milk being destroyed.

Large Sizes suitable for Hospitals and Large Institutions.

These large Sterilizers can be fitted for use with steam from main supply of Institution. They may be heated with gas or ordinary fire.

Special cooling arrangements are attached to each.

The **Chelsea Infirmary** reports that Aymard's Sterilizer will pay for itself within a year, the saving by non-evaporation being 1 in 30.

7851* **Aymard's Hospital Milk Sterilizers,**—

6	gallon	Copper	Sterilizer,	tinned	inside	.	.	.	.	12	12	0
9	"	"	"	"		.	.	.	.	15	15	0
12	"	"	"	"		.	.	.	.	18	18	0
24	"	"	"	"		.	.	.	.	25	4	0
36	"	"	"	"		.	.	.	.	31	10	0

Cathcart's Milk Sterilizer.

(Designed by C. W. Cathcart, F.R.C.S., Assist. Surgeon Royal Infirmary, Edinburgh.)

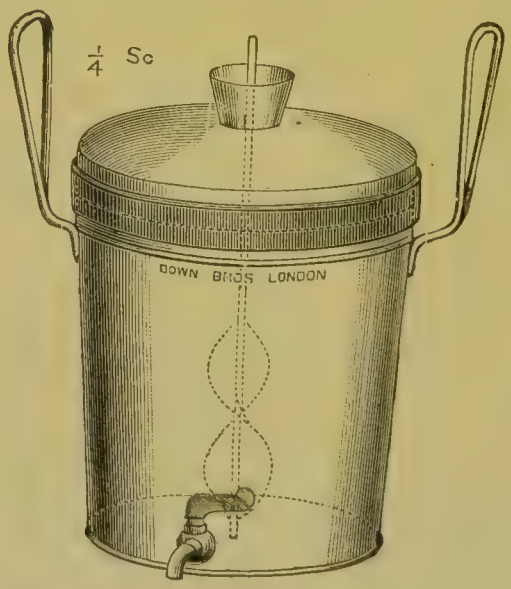

8417.

8417 Cathcart's Milk Sterilizer . . . . . each 0 6 0

* The items marked thus * are not illustrated.

No. **Cathcart's Milk Sterilizer,** *continued,*— £ s. d.

By means of this simple apparatus, 50 to 60 ounces of milk may be efficiently sterilized at one time, and conveniently stored for use without fear of contamination.

When the milk is withdrawn by the tap, the incoming air must pass through the cotton wool which plugs the aperture in the lid, and is consequently deprived of any organisms it may contain.

The method of use described below, while obviating the risk of the contents boiling over, ensures the heating of the milk to 206° F., at which temperature it has been found that tubercle bacilli and other pathogenic organisms are effectually destroyed.

DIRECTIONS FOR USE.—Remove the rubber band and lid, rinse out the vessel with boiling water, then pour in the quantity of milk, or of the selected milk mixture, required for twenty-four hours, and replace the lid and the stirrer. Place the vessel in an ordinary pot, which should be filled to about one-quarter with boiling water, and keep it boiling over a good fire for about fifteen minutes, during which time the milk should be occasionally stirred. The can is then taken out of the pot, the broad rubber band slipped over the junction of lid and can, and some clean cotton wool packed in the funnel-shaped opening in the lid round the projecting end of the stirrer. The Sterilizer is then cooled by standing it in cold water, and should be kept in a cool place. Before each feeding, the contents should be stirred, and the required quantity drawn off into the feeding bottle and warmed to the necessary temperature by placing the bottle in hot water.

8415* **Soxhlet's Milk Sterilization Apparatus,** patent,—
per set, complete 1 0 0

* The items marked thus * are not illustrated.

No.

Sterilizable India-rubber Operation Gloves.



339.

		£	s.	d.
339	**India-rubber Operation Gloves**, sterilizable,— McBurney's (original make), capable of being boiled. In four thicknesses, per pair, Light, 2*s.* 4*d.*; Medium, 2*s.* 6*d.*; Heavy, 3*s.* 3*d.*; and Extra Stout	0	4	0
	The following sizes are kept in stock :— Light :—Nos. 6, 6½, 7, 7½, 8, and 8½. Medium :—Nos. 6, 6½, 7, 7½, 8, 8½, and 9. Heavy and Extra Stout :—Nos. 7, 7½, 8, and 8½.			
340*	Ditto, Roughened, "Never Slip," medium thickness only, per pair	0	3	0
	Stock sizes, 6½, 7, 7½, 8, and 8½.			
341*	White rubber protection Gloves, for Nurses and Assistants, 2 thicknesses . . . . . per pair, 2*s.* 3*d.* and	0	2	6
	Red are also made, but are not recommended for boiling.			
341*a**	**White Cotton Operation Gloves** . . per dozen pairs	0	9	9

The following sizes are kept in stock :—
Light.—Nos. 6, 6½, 7, 7½, 8, and 8½.
Medium.—Nos. 6, 6½, 7, 7½, 8, 8½ and 9.
Heavy and Extra Stout.—Nos. 7, 7½, 8, and 8½.



8801.

8801	**Operation Sleeves**, India-rubber . . . . per pair	0	5	6

* The items marked thus * are not illustrated.

No.

Waterproof Operation Aprons and Coats.

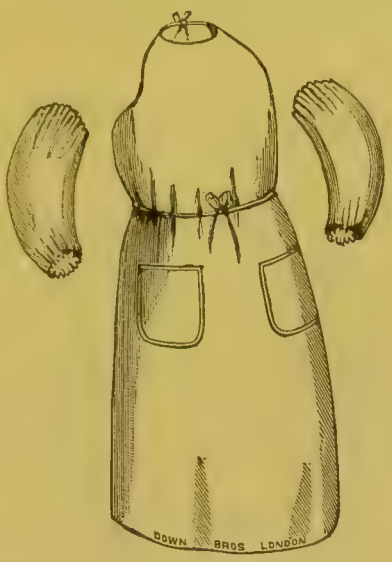

8420.

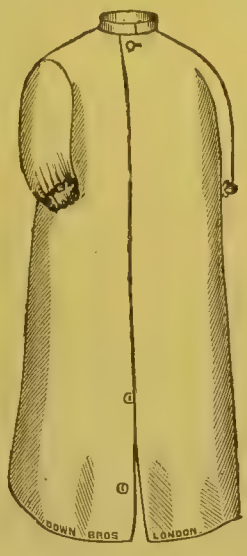

8421.

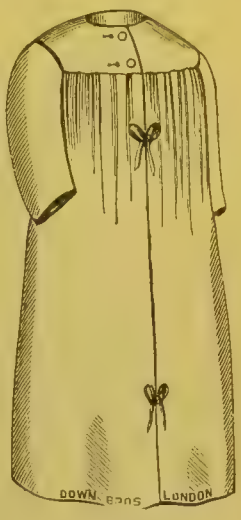

8422.

		£	s.	d.
8420	**Operating Aprons**, of stout waterproof, with sleeves separate, each	0	16	6
	Ditto, ditto, without sleeves . . . . . „	0	13	6
8421	**Operating Coat**, Guy's pattern, stout waterproof . . „	0	19	6
8422	**Holland Overall** to use with same (usually tied at back) . „	0	7	6

(These may be steamed in sterilizer, if wrapped round in Gamgee tissue.)

MEASUREMENTS REQUIRED.—State height.

Sterilizable Caps for Operation Theatre.



8423.

8423	**Operation Caps**, 3 sizes, 21, 22, 23 in. circ. . . per dozen	0	10	6

India-Rubber Boots for Operation Theatre.



8423*a*.

8423*a*	**Operation Boots**, Half Wellington, red wool lined, men's sizes, 6 to 10 . . . . . per pair	0	18	6

No.

Sterilizable Linen Dresses for the Operation Theatre, etc.

N.B.—Measurements required: Height and chest circumference.



8424.

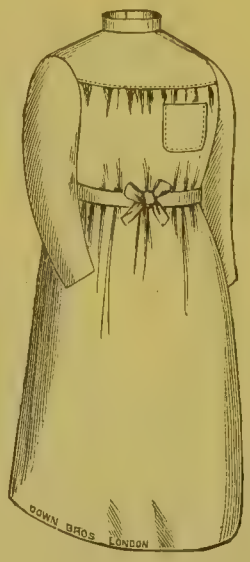

8425.



8426.

		£	s.	d
8424	**House Surgeons' Lounge Jackets,** of White Drill . each	0	5	9
8425	**Operating Coat,** Bergmann's, with long arms, breast pocket, each	0	7	0
8426	**Operating Coat,** "Heidelberg," with long arms, which can be buttoned up to shoulder, and breast pocket . . each	0	7	6

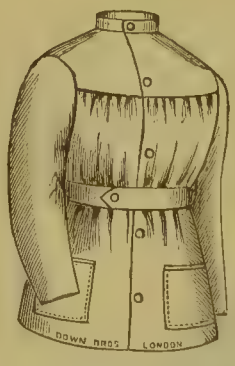

8427.

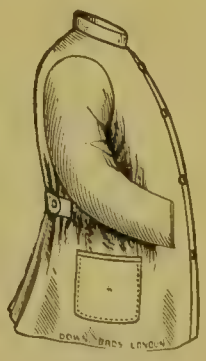

8428.

8427	**Attendant's Blouse,** with belt and two side pockets . each	0	5	9
8428	**Attendant's Coat,** striped blue and white, with two pockets and strap at back . . . . . each	0	6	6

No. **Sterilizable Linen Dresses,** *continued,—*



8429.



8430.

		£	s.	d.
8429	**Nurse's Apron,** to pin in front . . . . . each	0	2	0
8430	**Nurse's Apron,** with shoulder straps . . . . „	0	2	6



8431.

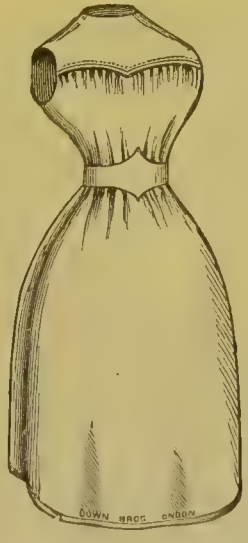

8432.



8433.

8431	**Sister's Dress Apron,** "The Agnes," with shoulder straps, each	0	3	9
8432	**Sister's Dress Apron,** "The Frida," without sleeves . „	0	4	3
8433	**Sister's Dress Apron,** "The Frida," with sleeves . . „	0	5	0

No.

Post-Mortem Tables.

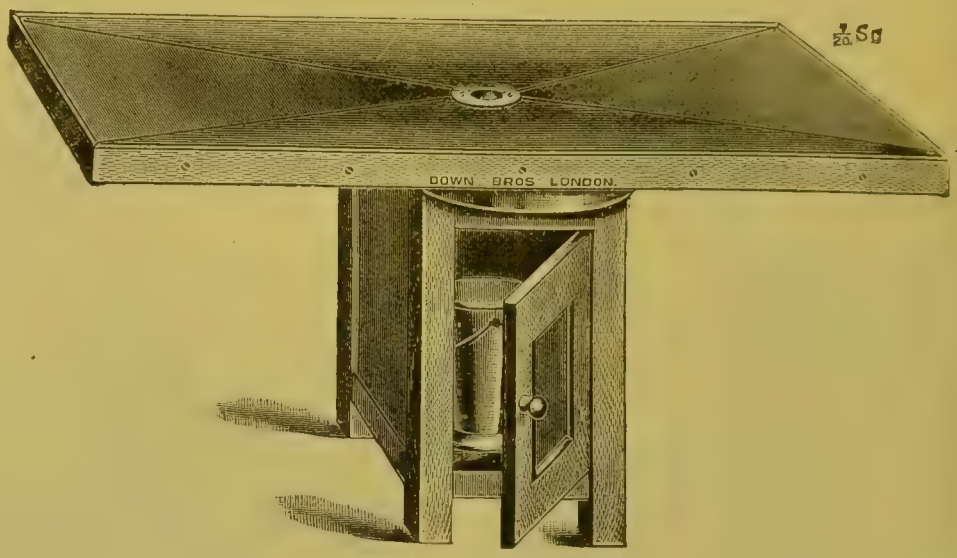

8450.

		£	s.	d.
8450	**Post-Mortem Table**, with slate top, and made to revolve .	12	12	0



8451.

8451	**Post-Mortem Table, with Weighing Machine**, slate top, and made to revolve, fitted on rubber-tyred castors, with set of weights . . . . . complete	24	10	0

No. **Post-Mortem Tables,** *continued,—*



8452.

No.		£	s.	d.
8452	**Post-Mortem Table,** white glazed fireclay throughout, dished top, 72 × 24 in., fitted on 2 pedestals	17	9	0



8453.

No.		£	s.	d.
8453	**Post-Mortem Table,** white glazed fireclay throughout, top dished as shown in section, 78 × 27 in., fitted on 2 pedestals .	20	0	0

Post-Mortem Tables, *continued,—*



8454.

		£	s.	d.
8454	**Post-Mortem Table,** white glazed fireclay, fitted on cast-iron pedestal, with ball-bearings, so that table may be easily turned, screw brake to fix in any position, top 78 × 30 in., arranged to drain to side channels . .	23	15	0
	White glazed fireclay channel to fix to ground, as shown, extra	3	5	0

N.B.—This Table can be supplied with fall to centre, if desired, outlet still being at end as shown.



8455.

8455	**Post-Mortem Table,** white glazed fireclay throughout, pedestal at one end, the other end resting on sink (36 × 24 × 8 in.), supported on 2 pedestals, glass shelf, 18 × 12 in. at each side of sink, jet and rose for connecting to hot and cold water supply, and vulcanite removable waste . .	37	11	0

Suggestions for Complete Outfit for Operation Theatre.

Cabinet for Instruments.
Operation Table.
Wash-hand Basin for Operator.
Stool for Operator.
Stool for Anæsthetist.
Glass Table for Instruments, to take carbolizing tray, glass ligature holders, etc.
Glass Table for Dressings, to take dressings, dressing trays, sponges, etc.
Glass Table, or Wall Stand for Bowls, powder dredgers, etc.
Glass Table for Anæsthetist, to take inhalers, bottles, etc.
Washstand, or lavatory, and two basins.
Sinks, white glazed, on brackets.
Marble Table, or slab on brackets, to take sterilizers, towel warmer water boiler, etc.
Glass Shelf on Brackets, to take glass reservoirs, etc.
Bottle Stand with bottles.
Cabinet for Bandages and Dressings.
Receptacle for Soiled Dressings.
Water Sterilization Apparatus, or Berkefeld Filter.
Wound Irrigator.

Suggestions for Outfit for Operation Theatre of Cottage Hospital.

Cabinet for Instruments.
Operation Table.
Wash-hand Basin for Operator.
Stools for Operator and Anæsthetist.
Glass Table for Instruments.
Glass Table for Dressings.
Marble Table for Sterilizers, etc.
Washstand.
Sink.
Glass Shelf or Bottle Stand.
Receptacle for Soiled Dressings.
Water Sterilization Apparatus.
Wound Irrigator.

DOWN BROS. are always pleased to submit sketches, with estimates and alternative suggestions, for the complete fitting up of Operation Theatres, etc.

Suggestions for Furnishing Anæsthetic Room.

Cabinet for Inhalers, etc.

Trolley.

Suggestions for Furnishing Sterilizing Room.

Sterilizer for Dressings.

Receptacles for Sterile Dressings.

Marble Table, or Slab on Brackets.

Waterproof Cabinet.

Suggestions for Furnishing Wards.

Large Ward Table.

Ward Dressing Waggon.

Bandage Cabinet.

Glass Tables.

Medicine and Poison Cabinet.

Lockers.

Bed Screens.

Bed Tables.

Surgeon's Wash-hand Basin.

INDEX

A

PAGE

Abadie's Eye Vaporizer 518
Abbott's Ear Forceps 401
Abdominal Belts, Binders, etc. 1246–1251
Compresses 1251
Hysterectomy Instruments .. 830–868
Irrigators 830
Suture Needles 173, 184–193, 862–865
Tourniquets 43–46
Abel's Uterine Forceps 761
Abraham's Commedone Extractors .. 1013
Depilatory Forceps 1014
Exhausting Syringe 1014
Abscess Knives 62, 63, 225, 226, 227, 228, 229
Lancets 230
Abscission Needles 174, 553
Absorbent Gauze 1309–1310
Gauze Bandages 1310
„ Ribbons 1311
„ and Wool 1310
Pads and Swabs 1309, 1311
Wools 1310, 1321
Accouchement Binders 1249
Accumulators, Electric .. 1050, 1051, 1151
Acid Bottles 1340
Brushes 1351
Tubes 1340
Ackland's Antrum Instruments 494
Mouth Gag 1101
Acne Instruments 1013
Acton's Syringe 653
Acumeter, Politzer's 387
Acupressure Pins 174
Acupuncture Pins 174
Adams' Eyelid Retractor 563
Iris Scissors 572
Nasal Septum Instruments .. 460–461
Osteotomy Knife 107
Palmar Splint 1215
Peritoneum Hook 857
Saws 121
Tenotomy Knives 64
Adenoid Curettes 443–447
Forceps 454–455
Adenotomes 443–447
Advancement Hooks, De Wecker's .. 533
Æsthesiometers 1113
Air Cushions and Pillows 1271–1272
Mattresses 1272
Pillow for Kidney Operations .. 658
Aitken's Stem Pessary 817
Tubular Awl 92
Albumimetres 1161
Alcock's Ligature Holder 167

PAGE

Alder Smith's Croton Oil Pricker .. 1013
Depilatory Forceps 1014
Scraper Knives 1015
Aldous' Tongue Depressor 299
Alformant Lamp 335
Allen's Politzerisation Apparatus .. 415
Vapour Baths 333–334
Allingham's Anastomosis Bobbins .. 871
Bowel Clamp 874
Elastic Ligature Instrument .. 897
Fistula Bistouries 898
„ Director 905
„ Scissors 911
Instrument for Whitehead's Operation 897
Ointment Introducer 910
Pile Clamps 902–903
Pile Forceps 906
Rectum Specula 914
Vulsellum Forceps 906
Allis' Basting Forceps 888
Inhaler 1069
Raspatory 118
Allport's Mastoid Retractor 142
Alum Puffs 354–356
Aluminium Bronze Wire 164
Sheets for Un-united Fractures .. 102
Amalgam Carriers 946
Tooth Stopping 953
Ambler's (Hawkins) Cervix Dilators .. 753
Ambulances 1330–1335
Ambulance Hampers 1285
Amenabar's Ligature Holders 861
Pedicle Needle 861
American Pin Cutters 263
Amesbury's Box Splint 1193
Amici's Whalebone Bougie 602
Amputation Instruments 1–46
Knife Racks 15–16
Knives 13–14
Retractors 33
Saws 16–17
Anæsthetic Apparatus 1069–1100
Ether 1096
Sprays 1096–1099
Anæsthetist's Bags 1069
Stools 2113
Analgesia Apparatus 1099–1100
Anasarca Trocar 970
Anastomosis Bobbins, etc. 871–872
Buttons 871–874
Anatomical Instruments 995–996
Syringes 996

PAGE

Anchor Tourniquet 45
Anderson's Midwifery Forceps 718
Andrews' Stethoscope 1132
Anel's Lacrymal Syringe 544–545
Probes 542
Anestile 1097
Aneurysm Needles 59, 62, 63
Pins 58
Tourniquets 44
Wiring Instruments 56
Anklets, Elastic 1252
Extension 1208
Wire Elastic 1253
Annandale's Mouth Gag 1101
Anti-Buée Crayon 267
Anti-Germ Covers 1340
Antiphones 442
Anti-Rheumatic Belts 1250
Antiseptics 700
Antiseptic Dressing Boxes .. 1292–1293
Dressings 1301–1307
Inhalers and Solution 338–340
Marine Lint 1302
Soap 700
Sprays 1281–1283
Antitoxin Syringes 978–979
Antrum Instruments 494–498
Drainage Tubes 495
Illuminating Apparatus 1056
Perforators 496–497
Plugs 495
Syringes 498
Trocars 497
Trocar Punch Forceps 497
Anvils for Splints 1175
Apostoli's Apparatus 1029
Apparatus for " Light " Treatment .. 1155
Appendicectomy Belts 1248
Clamps 882
Appjohn's Apparatus 1164
Aprons, Nurses' 2195
Operation 2193
Post-Mortem 983
Arbuthnot Lane's Bone Screwing Instruments 99–101
Cleft Palate Forceps 249–250
,, ,, Knives 252
Colotomy Plug 883
Diagnostic Bag 1112
Dissection Forceps 71
Ear Syringe Pipes 389
Empyema Tubes 75
Feeding Enema 926
Gastrostomy Tube 888
Gouge Forceps 133, 138
Intestine Clamp 876–877
Leg and Thigh Splints 1199
Mastoid Scoop with Chipper .. 144
Needle Holders 195, 255–256
Saline Infusion Apparatus 739
Screws 101
Sterilized Dressings 1308
Tissue Forceps 28, 896
V-shaped Gouge 132
Archimedean Drills 97
Argyll Robertson's Lacrymal Probes .. 542
Arm Baths 1341, 2137–2138

PAGE

Arm Bowls 2137
Rests for Operation Tables 2104–2105
Slings 1175
Sockets 1237–1238
Splints 1181–1191
Armaignac's Discs 580
Arms, Artificial 1237–1238
Army Panniers 13
Arnison's Chisels 128
Speculum 796
Artery Forceps 18–27, 832–839
Articulated and Disarticulated skulls, etc. 993–994
Artificial Arms 1237–1238
Eyes 1240
Eye, Frost's 511
,, Perrin's 511
Feet 1241–1243
Fingers 1240
Hands 1240
Larynx 295
Leeches 1010
Legs 1241–1243
Limbs 1237–1243
Noses 1240
Sound Magnifiers 437
Sponges 1294, 1312, 1320
Sponge Towels 1312
Tympana 442
Vitreous Bodies 581–582
Arzberger's Rectum Cooler 897
Asch's Nasal Gouge 469
,, Raspatory 477
,, Scissors 482
,, Septum Forceps 461
,, Splints 461
Ascites Trocars 964, 965
Aseptic Furniture 2000–2200
Wax 148
Ashe's Radius Splint 1189
Aspirating Bottle, Stomach 370
Needles 959
Aspirators 954–959
Tracheotomy 316
Assilini's Artery Forceps 18
Midwifery Forceps 718
Astigmatism Tests 586
Astigmometer 586
Astragalus Hooks, Lund's 107
Atlas, Ophthalmic, Haydon's 554
Atthill's Canula 745
Attic Curettes and Scoops 129
Audiometer 388
Augers, Antrum 496
Aural Instruments 384–436
Curettes 396–398
Electrodes 1039
Forceps 401–407
Gouges 132–133
Insufflators 355
Knives 410–412
Mirrors 425–427
Probes 419–423
Scissors 423–424
Snares 424–425
Sound 420
Specula 427–433

PAGE

Aural Tampon Holder 433
Tenotomes 411
Auriscopes 427–429
Auscultation Tubes 414
Auto-Insufflator, Larynx 355
Stomach 374
Automatic Wound Retractors 35, 36, 37, 38
Autoscope, Kirstein's 294
Auvard's Specula 796–797
Vulsellum Forceps 796
Aveling's Midwifery Forceps 718
Polytrite 775
Shot and Coil Sutures 160
Tampon Introducer 784
Transfusion Apparatus 740
Uterine Repositor 828
Vaginal Specula 801
Avery's Ear Forceps 401
Awls for Bone Sutures 92, 100
Cleft Palate 248
Axenfeld's Retractor 563
Axis Traction Forceps 720–724
Tractors 736
Aymard's Milk Sterilizers .. 2189–2190

B

Baber's Alcohol Lamp 288
Aural Loop 407
„ Mirror 425
„ Probes 419
„ Snare 424
„ Specula 427
Eustachian Catheter 398
Nasal Hook 470
„ Probes 475
„ Saw 480
„ Speculum 489
Palate Lever 474
Tongue Depressor 300
Tragus Retractors 433
Baby Scales 1389
Back Rests 1346, 1347, 2110
Badcock's Vaccine Lancet 238
Bader's Cataract Knives 535
Fixation Forceps 526
Iridectomy Knives 537
Syringe for Eyelids 516
Bags, Anæsthetist's 1069
Diagnostic 1112
Gynæcological 743, 744
Hot Water 1275–1278
Ice 1276–1278
Midwife's 1337
Midwifery 694–700
Nurses' 1336–1337
Physicians' 56, 1112
Spinal, Hot Water and Ice 1275, 1278
Surgical 55
Vaccinators' 234
Baildon's Rectum Speculum 914
Bailey's (Cozens) Anastomosis Tubes .. 871
Baker-Brown's Pedicle Clamp 848
Perineum Needle 725
Baker's (Morrant) Artery Forceps .. 23
Pins 117

PAGE

Baker's Tracheotomy Tubes 319
Baldwin's Ruptured Perineum Needle 724–725
Ball Syringes 927–929
Ball's Anastomosis Bobbins 871
Rectum Pessary 910
Ballance's Adenoid Curettes 445
Curettes, Mastoid, etc. 143, 397
Drainage Tubes 129–130
Guillotine 276
Mastoid Instruments .. 132, 142, 143
Needles 891
Osteotome 140
Perforated Plates for Hernia .. 81
Screw-driver 101
Snare 424
Ballinger's Curette 465
Balmanno Squire's Hair Clipper 1014
Multiple Scarifier 1016
Urethra Syringe 652
Bandage Cabinets 2000–2004
Cutters 1291
Pails 2004–2005
Rollers 1288–1290
„ Plaster of Paris 1290
Shears 1291–1292
Bandages 1301–1302, 1306–1311, 1313–1318
Clavicle 1176
Eye 511, 1314, 1317
Many-tailed 1317
Martin's 1317
Prolapsus Ani 1263
„ Uteri 1264
Suspensory 1254–1257
"T" or Perineal 1318
Vaccination 243–244
Banks' (Mitchell) Operation Table .. 2092
Bantock's Intra-Uterine Stem 814
„ „ Syringe .. 783
Uterine Forceps 762
Barbour's Perineum Guard 735
Barclay Baron's Nose Probe 475
Barclay's Midwifery Forceps 718
Bardeleben's Bismuth Bandages 1318
Bark's India-rubber Drainage Tubes .. 495
Mouth Gag 1101
Barker's Analgesia Apparatus 1099
Aural Curettes 396
Hollow Scoops 88
Patella Needles 117
Sewing Machine 183
Silkworm Gut Forceps 163
Suture Clamp 157
„ Needle 184
Barling's Pile Suture Forceps 908
Barnard's Saline Infusion Apparatus .. 738
Barnes' (Fancourt) Blunt Hook 703
Caustic Probe 775
Cephalotribe 707
Barnes' (Robert) Craniotomy Forceps 708
Ecraseur 758
Galvanic Stem 815
Glove Stretcher 784
Gynæcological Bag 743–744
Hydrostatic Dilators 712
„ Introducer 713
Intra-Uterine Stem 815

PAGE

Barnes' Metal Pessaries 818
Midwifery Bag 697
„ Forceps 718–719
„ „ with Neville's Axis Traction Arrangement .. 720
Midwifery Forceps, with Simpson's Handles 719
Ointment Instruments 775
Perineorraphy Needle 734
„ Scissors 734
Perineum Needle 725
Porte Caustique 747
Stem Pessary 817
Tampon Introducer 784
Tent Introducer 785
Uterus Tube 783
Vaginal Specula 798
Whalebone Probe 780
Zinc Point Introducer 747
Baron's (Barclay) Nose Probe 475
Barr's Ear Probe 419
„ Syringe 319
Pessary 818
Post-Nasal Curette 444
Barth's Nitrous Oxide Apparatus 1088, 1091
Bartlett's Wire Filigrees 81
Barton's Uterine Suppository Tube .. 782
Bartrina's Coudé Catheters 618
Barwell's Splint 1218
Basch's Sphygmometer 1131
Basdon's Inhaler 337
Basil Hall's Perineal Drainage Tubes .. 628
Basilysts 702
Basins, Blood 1349
Enamelled Iron 2146
Glass 2145
Papier-Mâché 2145
Poultice 1376
Baskets, Dressing 1286
Bass's Eyelid Elevator 563
Basting Forceps 888
Bath Electrodes 1045
Specula 937
Sponges 1319
Thermometers 1385
Baths, Arm 1341, 2137–2138
Bed 1342–1343
Eye 1362
Leg 1372
On Wheels 1342
Batten's Pulse Manometer 1131
Batteries 1021–1028, 1033–1038, 1046–1051
Cautery 1046–1051
Constant Current 1021–1025
Constant and Induced Current 1026–1028
Electric Light 1046–1051
Eye Magnet 550
Induced Current 1033–1038
Baudelocque's Pelvimeter 731
Bavarian Splint Flannel 1025
Baxt's Rhinoscopic Mirror 478
Bayeux' Intubation Instruments .. 329
Beale's Camera Lucida 1003
Beaumont's Crutches 1245
Fixation Forceps 526
Beck's Microscopes 998–999
Beckmann's Nasal Knives 472

PAGE

Beckmann's Nasal Saws 284
Nasal Scissors 480
Post Nasal Curette 444
Urine Apparatus 1161
Bed Baths 1342–1343
Cradles and Frames .. 1178–1181
Pans 1343–1346
Rests 1346–1348
Sheets and Sheeting 1274
Tables 2006
Urinals 1266–1270
Wash Basins 1349
Beds, Air and Water 1272–1274
Bedsteads, Invalid 1390–1392
Beehag's Guillotine 276
Beer's Cataract Knife 536
„ Needle 551
Bell's Needle Holder 194
Bell's Uterine Curette 748
Belloc's Epistaxis Canula 453
Bells, Electric 1362
Belts, Abdominal 1246–1251
Anti-Rheumatic 1250
Cholera 1250
Colotomy 883
Corpulency 1250
Riding 1251
Umbilical 1251
Bengué's Inhaler 1069
Chloride of Ethyl, etc 1097
Bennett's Percussors 1125
Sets Uterine Instruments 744
Bent's Chloride of Ethyl Inhaler 1070
Berger's Tongue Forceps 1094
Berkefeld Irrigators 2187–2188
Berkeley Hill's Evacuation Apparatus 678
Urethrotome 645
Bi-Coudé Catheters 617, 618
Bichromate Cell, for use with Eye Magnet 550
Bickerton's Probe and Styles 578
Bicycle Bags 699–700
Bidets 1342–1343
Bigelow's Evacuation Apparatus .. 678
Lithotrite 686
Sinus Dilator 88
Billing's Stethoscope 1132
Billroth-Gussenbauer's Artificial Larynx 316
Binaural Otoscope 414
Stethoscopes 1136–1143
Binders, Obstetric 1249
Bird's Ether Mixtures Inhaler 1070
Junker's Apparatus 1074
Bird-stuffing Instruments 996
Birmingham Pattern Fixation Forceps 527
Bishop's (Stanmore) Anastomosis Bobbins 874
Bougies 606
Needle Holder 197
Ovariotomy Trocar 870
Bistouries 59, 62, 63
Fistula 898
Hernia 60, 62, 63
Pharyngeal 295
Tonsil 305
Bistoury Boxes 65–66
Black's Intra-Uterine Stems 814
Blackbee's Pessary 818

PAGE

Blackley's Slide-holding Forceps .. 1006
Bladder Instruments 593–657
Forceps 623–624
Hook 633
Phantoms 1060
Siphons 595–596
Sounds 598–608
Specula 639
Syringes 598
Trocars 966–967
Blake's Aural Mirror 425
,, Snare 424
Nasal Snare 484
Rhinometer 478
Tuning Fork 434
Tympanic Syringe 391
Blandford's Forcible Feeding Tube .. 368
Blandin's Director 105
Bland Sutton's Artery Forceps 18
Bleeding Lancets 230
Blood Basins 1349
Catheters 613
Blowpipes 984
Bloxam's Bed Cradle 1178
Drop Bottle 1093
Blumfeld's Inhaler 1070
Blunt Hook Retractors 60, 61, 62
Hooks, Midwifery 702–704
Boas' Stomach Rheophore 1043
Bobbins, Anastomosis 871, 872, 874
Bocker's Cautery Battery 1046
Naso-Pharyngeal Forceps 456
Bolts for Un-united Fractures 102
Bond's Catheter Guide 636
Tracheal Tubes 320
Bone Augers 496
Awls 92
Chisels 103–104
Cylinders 96
Drainage Tubes 1295
Drills 97–98
Forceps 93–94
Gouges 105–106
Hooks 107
Lever, Wheelhouse's 107
Nibbling Forceps 133–139
Perforator, Russian Pattern 127
Plates, Senn's 874
Scissors 94
Scrapers or Scoops 88–91, 232
Spatulas 1406
Staples 102
Suppository Tubes 913
Suture Pegs 103
Bones 993–994
Boots, Cork 1215
For Amputation of Foot 1243
Rubber 2193
Boracic Dressings 1301, 1304, 1305
Borck's Cyst Elevator 853
Boric Acid Scoops 745
Jelly 700
Bossi's Dilator 711
Bosworth's Nasal Saws 481
,, Speculum 489
Botanical Instruments 1006–1007
Botey's Aural Mirror 426

PAGE

Bottle Shelves 2007
Stands 2010–2016
Bottles, Acid 1394
Boxwood Cased 1396
Chloroform Drop 1093
Collodion 1394
Dispensing 1394–1395
Drop 519–521, 1093, 1361
Ether 1395, 1396
Hot Water 1273
Metal Cased 1396
Stoppered 1395–1396
Vaccine 241
Bougie Cases 619
Bougies, Medicated 602
Nasal 443
Œsophagus 361
Rectum 898–899
Urethra 598–607
Boulton's (Percy) Female Catheter .. 706
Fistula Needle 792
Intra-Uterine Stems 814
Bowel Clamps 874–881
Scissors 984
Bowls, Arm 2137
Blood 1349
Enamelled Iron 2146
Glass 2145
Papier-Mâché 2145
Bowman's Canaliculus Dilators 542
Concealed Lancet 549
Eye Douche 514
Eye Suture Needle 552
Eyelid Retractor 563–564
Iris Hook 533
Lacrymal Syringe 545
Platinum Spatula 535
Probes 543
Punctum Knife 539
Spoons 575
Stop Needle 551
Strabismus Scissors 571
Suction Instrument 579
Suture Needle 552
Tarsal Knife and Scoop 541
Vaporizer 335
Box Splints 1193, 1202
Boxes for Amputation Knives .. 15, 2034
,, Antiseptic Dressings 1292–1293
,, Bistouries 66
,, Eye Instruments 510
,, Scalpels, etc. 65–66
Glass 2148–2150
Metal 2171, 2182
Needle 172–173
Pill 1396–1397
Powder 1397
Boxwood Mallets 111–112
Pessaries 819, 820, 824
Boyd's (Stanley) Director 69
Scrapers 91
Boyd's Lithotomy Knife 666
,, Staff 668
Bozemann's Shot Compressor 160
Uterine Dressing Forceps 762
,, Scissors 777
Vaginal Specula 799

	PAGE
Bozemann-Fritsch's Uterine Flushing Tubes	745
Braces, Chest Expanding	1214–1215
Brackets, Electric Light	286, 287, 547
For Shelves	2007
Gas	282–285
Brady's Pelvimeter	731
Brailey's Ophthalmoscope	555
Brain Instruments	124–155
Knives	127, 987
Trocar	130
Braine's (Carter) Inhaler	1070
Braine's (Woodhouse) Ether Inhaler	1079
Tongue Forceps	1094
Braithwaite's Broad Ligament Forceps	839
Pessaries	818
Brandis' Throat Forceps	271
Brass Ear Syringes	388–389
Enemas	922
Wound Syringes	1327
Braun's Decapitating Hook	710
Uterine Syringe	783
Braxton Hicks' Blunt Hook	702
Cephalotribe	707
Ecraseurs	760
Pessaries	819
Breast Forceps	66
Knives	60, 62, 63
Pumps	1350
Relievers	1350
Supports	1250
Brewer's Vaginal Speculum	800
Brierley's Bed Pan	1344
Brindley James' Percusso-Punctator	1017
Suspender	1256
Bristle Probangs	364
Broach, Cleft Palate	248
Broad Ligament Clamps	839–843, 895
,, Needles	860–861
Brodie's Catheters	612, 613
Fistula Directors	905
Suspender	1257
Bromine Capsules	1165
Bronchitis and Croup Kettles	330–332
Kettle Stands	332
Bronchoscopy Instruments	376–380
Bronner's Apparatus for Ear Medication	399
Aural Probes	419
Eustachian Catheters	398–399
,, Syringe	400
Eye Shades	574
Laryngeal Probe	295
,, Syringe	296
Nasal Polypus Forceps	457
,, Probe	476
,, Septum Trephines	493
,, Speculum	493
,, Spray	343
,, Trephines	493
Pharyngeal Curette	267
Sterilizers	2164, 2166
Tonsil Knife	306
Brooksbank James' Lens Stick	584
Perimeter	592
Broughton's Vaccinator	239
Brown's (Baker) Pedicle Clamp	848
Perineum Needle	725

	PAGE
Brown's (Gardiner) Aural Reflector	426
Ear Hook	407
,, Trough	394
Politzerisation Apparatus	415
Tuning Fork	435
Brown Kelly's Antrum Instruments	494
,, Lamp	1056
Frontal Sinus Tube	501
Portable Gas Bracket	285
Browne's (Lennox) Cautery Battery	1048
Laryngoscope	290
Nasal Polypus Forceps	459
,, Speculum	490
Politzerisation Apparatus	416
Post-Nasal Scraper	446
,, Syringes	452
Probang	364
Tonsil Guillotine	278
Uvula Forceps	309
,, Scissors	310
Browne's (Buckston) Bladder Siphon	595
Lithotomy Tampon	672
Prostate Catheters	617
Sound	692
Bruce Clarke's Ligature Holder	167
Needle Holder	194
Trocar	868
Urethral Electrodes	1045
Brudenel Carter's Dials	586
Brun's Cautery Battery	1048
Brunton's Antrum Perforator	496
Auriscope	427
Snake Bite Lancets	230
Brushes, Camel Hair	1350–1351
Glass, for Acid	1351
Nail	1351
Throat	265–266
Trephine	148
Bryant's Abscess Knife	225
Catheters	612
Dressing Forceps	221
Elbow Splints	1186
Female Urethra Dilators	622
Fistula Forks	789
Hip Splints	1193
Leg Splints	1194
Nasal Insufflators	355
Needles	792
Pile Forceps	906
Pocket Case	200
Raspatory	117
Rectum Specula	914
Sinus Scissors	85
Snare	484
Suspension Apparatus	1206
Talipes Splints	1220
Throat Forceps	361
Torsion Forceps	18
Tracheotomy Canulas	316
Vaginal Fistula Needles	792
Buchanan's Staff	668
Buck's Mastoid Drills	130
,, Hook	139
Mouth Gag	1101
Buckston Browne's Bladder Siphon	595
Lithotomy Tampon	672
Prostate Catheters	617

PAGE

Buckston Browne's Sound 692
Budin's Uterine Catheters 745–746
Bull Dog Artery Forceps 19
Buller's Eye Shades 574
Bullet Extractors 28
Forceps 29–31
Probes 31
Scoops 32
Bumstead's Ear Forceps 401
Bunion Springs 1214
Burdon Cooper's Ophthalmic Drop Bottle 519
Burghard's Artery Forceps 18
Cautery Iron 900
Colotomy Pins 884
Punch 80
Urethral Knives 643, 644
Urethroscope 1066
Burkhardt-Merian's Aural Curettes, etc. 384
Burney Yeo's Inhaling Respirator .. 339
Burrough's Inhaler 337
Burroughs & Wellcome's Hypodermic Tabloids 978
Burrows' Stethoscope 1133
Thyrotomy Forceps 299
Burs for use with Motors 153
Burt's Aural Curettes 397
Butcher's Hip Splints 1194
Saw 17
Buttle's Scarifying Knife 776
Buttons, Anastomosis 871–874
Suture 156
Buxton's Chloroform Bottle 1075
Gag 1101, 1102
(St. Clair) Rheophore 1042

C

Cabinets for Bandages 2000–2004
For Instruments, etc. .. 2016–2033
Cadge's Evacuation Apparatus 679
Caiger's Tracheotomy Dilating Forceps 321
,, Pillow 326
,, Retractor 326
Caisson Tube 639
Calibrator, Urethral 656
Calico Bandages 1313
Calipers for Skull Surgery 128
Callender's Drainage Tubes 1295
Calomel Fumigators 267
Vapour Baths 333
Calvert's Carbolic Soap 700
,, Tow 1301
Cambridge Rocking Microtome 1008
Camel Hair Brushes 1350–1351
Camera Lucida 1003
Campbell de Morgan's Hip Splint .. 1194
Campbell's (Colin) Intra-tracheal Syringe 297
Canaliculus Dilators 542–544
Directors 514
Knives 539–540
Probes 542–544
Candle Lamps 289, 290, 1371
Canisters, Shot 1208
Cantilever Brackets 2007
Cantlie's Liver Abscess Instruments .. 896

PAGE

Canulas, Laryngotomy 321
Tampon 1084, 1085
Tracheotomy 316–320
Capillary Drainage Trocars 970
Capping Scissors 1406
Capsular Forceps 522–523
Hooks 533
Scissors 571, 572
Capsules, Nitric Acid 1169
Nitrite of Amyl 1093
Stomach Acidity 370
Capsulotome 535
Carapaces 1232–1233
Carbolic Dressings 1301, 1304, 1305
Soap 700
Spray Producers 1281–1283
Carbolized Catgut 157, 158
Drainage Tubes 1295
Silk 161, 162
Vaseline 700
Carbolizing Trays 1358
Cargill's Drop Bottle 520
Iris Forceps 529
Carmalt-Jones' Spokeshave 472
Carpenter's Lamps 289
Carr's Radius Splints 1190
Carrying Chairs 1352
Carte's Tourniquet 43
Carter's Capsular Scissors 572
Demonstration Ophthalmoscope .. 555
Carter Braines' Inhaler 1070
Carter Thorp's Urine Bottle 1170
Cartilage Knives 987
Cartwright's Wool Stick 589
Carver's Prepuce Dilator 631
Carwardine's Enterostomy Tube 884
Forceps Needle 185
Intestine Clamp Forceps 875
Ligature Forceps 185, 857
Ovarian Cyst Tube 831
Case Books and Sheets 1118
Cases for Bougies 619
,, Catheters 619, 620
,, Charts 1149, 1355
,, Clinical Thermometers 1148
,, Corrosive Sublimate Tablets .. 700
,, Ear Specula 433
,, Ruptured Perineum Needles 725–727
,, Temperature Charts 1355
,, Vaccinators 239, 241
,, Vaginal Specula 802
Midwifery 700
Nurses' 1339
Vaccination 235–237
Caskets for Cotton Wool 395
Casper's Ointment Bougies 648
Cataract Knives 535–537
Spoons 575–576
Catgut Bougies 601
Cases and Holders 166–171, 2174, 2175
Cumol 158
Formalin 156
Guides 614
Iodized 158
Ligatures 156–158
Sterilized 156–158
Sterilizers 2174–2175

PAGE

Cathcart's Microtomes 1007
Milk Sterilizers 2190
Suprapubic Apparatus 640
Cathelin's Urine Segregator 654
Catheter Boxes 2147–2148
Cases 593–595
„ Empty 619–620
„ Pocket 620
Clips 620
Gauges 625–626
Guide, Bond's 636
Holders 621
Jars 2151
Plugs 621
Sterilizer 2163
Catheters 593–595, 597, 608–619
Blood 613
Caustic 608
Double Channel 597
Eustachian 398–400
Evacuation 685
Female 704–706
For Washing out Bladder 597
„ „ Uterus .. 745–747
Glass, Self-retaining 705
Lacrymal 545
Pocket Case 215, 216
Prostate 617–619
Retention 611
Sims' Sigmoid 706
Ureter 657
Catlins 13, 14
Post-Mortem 987
Caustic Cases 216–217
„ Ophthalmic 512
Catheters 608
Holders, Uterine 747
Points 217
Potass Forceps 763
Wires, Throat 295–296
Cauteries, Actual 843
Electric 1053–1056
Eye 1053, 1054
Lacrymal 512
Nævus 67
Paquelin's 844–847
Rectal 900–901
Cautery Batteries 1046–1051
Irons, Rectum 900–901
Cave's Inspection Bowl 1367
Cell, Bichromate, for Eye Magnets .. 550
Celluloid Anæsthetic Inhalers 1072, 1082
Antiphones 442
Eustachian Sound 400
Female Catheters 705
Inhaling Respirators 338, 339
Pessaries 823
Stethoscopes 1133
Wound Protectors 1300
Cellulose Wadding 1301
Centrifugal Machines 1113–1116
Cephalotribes 707
Cervix Dilators 751–757
Chain Hooks 985
Saw 121
Chairs, Aseptic 2037
Carrying 1352

PAGE

Chairs, Thomas's Splint 1353
Weighing 1388
Wheel 1353
Chalazion Forceps 530
Knife and Scoop 541
Chalk's Drop Bottle 1361
Chambers' Guarded Tenaculum 773
Intra-Uterine Stem 815
Champetier de Ribes' Dilating Bag .. 713
Champney's Vulsellum 770
Chance's Raspatory 118
Spinal Machines 1229–1231
Channels, Ear 394–395
Chapman's Hot Water and Ice Bags 1275, 1278
Chappell's Nasal Ring Knife 472
Charsley's Chest-piece 1144
Chart Holders 1355
Charters Symonds' Antrum Instruments 494, 495, 498
Adenoid Forceps 455
Antrum Syringe 498
Forceps for Turbinated Bone .. 468
Laryngoscope 292
Nasal Dressing Forceps 456
„ Scissors 482
Oesophageal Instruments 361, 366–367
Charts for Recording Diagnoses .. 1117–1118
Heart Disease 1119
Ophthalmic 554
Perimeter 590, 592
Temperature 1149
Urine 1166
Chassaignac's Drainage Tubes 1298
Ecraseurs 759
Chatelaines 207–208
Cheatle's Chloroform Mask 1071
Gall Stone Scoop 886
Peritoneum Forceps 894
Spring Sponges 1294
Sterilizer Forceps 2168
Cheek Retractors 33, 1103
Cheselden's Knife and Scoop 541
Chest Expanders 1214–1215
Chesterman's Measures 1124
Cheyne's (Watson) Fine Dissector .. 70
Hernia Needle 80
Testicle Frame 91
Urethral Cylinders 602
Chiene's Abscess Knife 226
Bougies 603
Childe's Ligature Forceps 185
China Feeding Cups 1364
Medicine Spoons 1375
Chiropodists' Instruments 1012
Chisels, Bone 103, 104
Cleft Palate 248
Laminectomy 128
Mastoid 128
Osteotomy 103–104
Post-Mortem 985
Skull 128
Tarsectomy 104
Chloride of Ammonium Inhalers 337
„ Ethyl Inhalers 1070, 1073, 1079, 1084, 1086
Chloroform Inhalers 1070–1086

	PAGE
Cholelithotomy Forceps	885–886
Scoops	886–887
Cholera Belts	1250
Cholewa's Probe	420
Christia	1301
Backed Lint	1301
Chromic Acid Probe	420
Churchill's Craniotomy Forceps	708
Cilia Forceps	523–524
Circumcision Instruments	629–631
Clamps	629
Clamps, Appendicectomy	882
Bowel	874–881
Broad Ligament	839–843
Circumcision	629
Hare Lip	262
Intestine	874–882
Knee	1217
Nasal Septum	460, 462
Omental	848
Pedicle	848–852
Pile	902–904
Pylorectomy	892–894
Stomach	892–894
Suture, Barker's	156
Clar's Reflector	1061
Clark's Eyelid Retractor	564
Hair Clipper	1014
Styles	578
Clark's (Sir Andrew) Stethoscope	1133
Clark's (Ronaldson) Lithotrite	691
Clarke's Cystitis Balloon	621
Spray	341
Clarke's (Bruce) Electrodes	1045
Ligature Holder	167
Needle Holder	194
Trocar	868
Claudius' Iodized Catgut	158
Clavicle Bandages	1176
Splints	1176
Clay's Insufflator	774
Cleft Palate Instruments	246–264
„ Forceps	248-250
„ Hooks	250–251
„ Knives	251–252
„ Needle Holder	255, 256
„ Needles	253–257
„ Raspatories	257–259
„ Scissors	259–260
„ Straps	260
„ Teats	261
Clendon's Elevators	940
Cleveland's Forceps Needle	185
Cline's Arm Splints	1182
Leg Splints	1194–1195
Thigh Splints	1204
Clinical Charts	1149
Thermometers	1145–1148
Clippers, Hair	1014
Clips, Catheter	620
Drainage Tube	1326–1327
Stethoscope	1136
Test Tube	1172
Clover's Circumcision Clamp	629
Crutch	663
Ether Inhaler	1071–1072
Evacuation Apparatus	678
Clover's Suture Forceps	220
Clutton's Bladder Sounds	693
Dilating Sounds, Urethral	603–604
India-rubber Ear Pipe	389
Pocket Case	198
Tarsectomy Chisel	104
„ Knife	108
Coat Stand, Aseptic	2038
Coates' Pile Clamp	902
Coats, Operation	2193–2194
Cocaine Drop Tube	641
Sprays	1096
Cock's Bladder Trocar	966
Director	627
Exploring Trocars	969
Fine Steel Dilating Bougies	604
Knife	626
Suspenders	1254
Cock's (Fredk. W.) Mouth Gag	1102
Cock's (Williams) Uterine Support	820
Codd's Intubation Instruments	328
Coghill's Inhaler	338–339
Pessaries	819
Solution	340
Cohnstaedt's Glass Spray	450
Coin Catchers	364–365
Coleman's Elevators	940
Coles' Trusses	1259
Colin Campbell's Intra-tracheal Syringe	297
Collars, Inflating	1230
Collier's Talipes Shoe	1221
„ Splint	1221
Tracheotomy Forceps	321
Collins' Bladder Siphon	596
Transfusion Apparatus	740
Collingwood Stewart's Hernia Forceps	78
Collinson's Retractors	33
Collodion Bottles	1355, 1394
Colon Tube	934
Colotomy Instruments	883-884
Belts	883
Dilator	884
Forceps	884
Pins	884
Plugs	883
Rods	884
Trusses	883
Colt's Instruments for Wiring Aneurysms	56
Suprapubic Dressing	637
Comedone Extractors	1013
Commodes, Night	2068
Compressed Air Sprays	347
Compresses, Hydropathic	1251
Compression Forceps	832–839
Compressor for Tonsils	305
Conchotomes	467
Condensers Microscopic	1005
Cone Muscle Test	586
Consoles	2039
Constant Current Batteries	1021–1025
Consulting Room Couches	2111
Conversation Tubes	437–438
Coombe's (Russell) Empyema Tube	73
Peritoneum Forceps	895
Cooper's (Burdon) Ophthalmic Drop Bottle	519

PAGE

Cooper Foster's Trocar 964
Cooper Rose's Epistaxis Plug 453
Vaccinator 239
Cooper's Cataract Knife 536
Hernia Bistoury 60, 62, 63
Rectal Tube 913
Sliding Hooks 60
Copeland's Tongue Depressor 300
Copper Dressing Trays 1356, 1357, 1358, 1359, 1361
Kettles 2181
Sterilizers 2153–2167, 2172–2181, 2183–2190
Water Boilers 2184
Cordes' Post Nasal Scissors 482
Cork Boots 1215
Cylinders, Potarca's 904
Pressers 1397
Corks, Dispensing 1397
Corkscrew, Lawson Tait's 859
Corn Knives 1370
Corneal Lenses 554
Trephines 580
Corner's Appendicectomy Clamp .. 882
Cornets, Hearing 438
Coronets, Skull 992
Corpulency Belts 1250
Corrigan's Cautery 901
Corrosive Sublimate Tablets 700
Cots for Children 1391
Cotterill's Gags 1103
Cotton Net Bandage 1315
Wool Caskets 395
,, Forceps 272, 406, 456, 656, 1065
,, Probes, Uterine 776
Wools 1321
Couches for Consulting Room 2111
Invalid 1393
Coudé Catheters 617–618
Couper's Capsular Forceps 522
Lacrymal Probes 543
Ophthalmoscope 555
Cousin's (Ward) Rectal Alimentation Tube 926
Cowan's Vaccination Shields 244
Cowell's Strabismus Hook 534
Coxameter 67
Cozens Bailey's Anastomosis Tubes .. 871
Cradles, Bed 1178–1181
Fracture 1178–1181
With Ice Trays 1356
Craniectomy Forceps 133–139
Cranioclast 707
Craniotomy Forceps 708–709
Crayon Anti-Buée 267
Cream Tubes 1370
Crepe Bandages 1316
Cressy's Bolster 1348
Leg Rest 1348
Crimean Splints 1183
Cripps' Colotomy Dilator 884
Ligature Box 167
Rectum Bougies 905
,, Tubes 934
Splint 1195
Sponge Pads 1313
Wound Irrigators 2065–2066

PAGE

Critchett's Canaliculus Director 514
Fixation Forceps 527
Spoons 575
Crochet Hooks, Fistula 790
Croft's Gag 1103
Ruptured Perineum Needle 725
Splints 1212
Stone Crusher 669
Cross' Eyelid Retractor 564
" Crossley " Pocket Spittoon 1384
Crotchets, Midwifery 704
Croton Oil Pricker 1013
Crutch Ferrules 1245
Shoes 1245
Sticks 1245
Crutches 1245
Lithotomy 663, 2109
Cryer's Osteotome 154
Crypt Dilator 268
Cullingworth's Abdominal Needles .. 862
Axis Traction Forceps 720
Needle Holder 194
Pedicle Needle 859
Perineum Needle 726
Cumberbach's Aural Specula 428
Cummins' Gland Forceps 77
Cumol Catgut 158
Cupboards, Bandage 2000–2004
Instrument 2016–2033
Waterproof 2122
Cupping Instruments 1010–1012
Glasses 1011
Lamps 1011
Cups, Eye 1362
Invalid Feeding 1364–1365
Curettes, Adenoid 443–447
Attic 129
Aural 396–398
Eye 512–513
Laryngeal 268
Pharyngeal 267–268
Polypus 447
Urethral 641
Uterine 748–750
Curling's Rectum Speculum 915
Vulsellum 770
Curtis's Nasal Septum Trephines .. 493
Cusco's Vaginal Speculum 800
Cushing's Needle Holder 194
Cushions, Air 1271, 1272
For Operation Tables 2105
Water 1273
Cutter's Pessaries 819
Cyanide Dressing 1301, 1304–1307
Cyrtometers 1116–1117
Cyst Elevator 853
Forceps 854
Cystitis Balloon 621
Cystitomes 514
Cystoscopes 1058–1060
Cystotomy Knife 638
Czerny's Retractor 34

D

Dalby's Post-Nasal Scraper 444
Danielsson's Diagrams 1117–1118
Davies-Colley's Cleft Palate Instrument 261

PAGE

Davies-Colley's Talipes Splint 1221
Davis' Craniotomy Forceps 708
Gelatine Injection Apparatus .. 741
Guarded Crotchet 704
Vaginal Specula 802
Davy's Director 105
Kite-shaped Director 105
Lever 43
Lion Forceps 109
Osteotomy Saws 122
Rectum Speculum 915
Talipes Shoe 1221
Dawson's Caustic Catheter 608
Day's Lithotomy Straps 664
Deane's Gouge Forceps 134
De Bove's Antitoxin Syringe .. 978, 979
Decalcified Bone Bobbins, etc. 871–872, 874
Bone Cylinders 96
Drainage Tubes 1295
Decapitators 710
Decoction Pots 1397
Deformity Instruments and Appliances 1214–1236
Delany's Tonsil Punch Forceps 307
Delevan's Nasal Forceps 465
Delstanche's Adenoid Curette 444
Masseur 413
Nasal Clamps 462
,, Dilators 447
Whistle 436
Denhard's Mouth Gag 1103
Denison's Binaural Stethoscope 1137
Inhaler and Exhaler 338
Denman's Perforator 733
Dental Instruments 938–953
Engine 947
Mirrors 949
Syringes 953
Depilatory Forceps 1014
Depressors, Vaginal 786
Hernial 81
Prostatic 632
Dermatological Instruments 1013–1017
Pencils 1125
Dermic Punctator 1017
De Santi's Valves 320
Deschamp's Broad Ligament Needles .. 860
De Seigneux' Cervix Dilator 711
Desenclaveur or Prostate Retractor .. 633
Desideratum Midwifery Bags .. 697–699
Desmarre's Entropium Forceps .. 524, 525
Eyelid Retractor 565
Paracentesis Needle 552
Secondary Knife 537
Dessault's Splints 1196
Dettweiler's Pocket Spittoon 1383
De Vilbiss' Rongeur 134
Dewar's Spray 341
De Watteville's Suspension Apparatus for Locomotor Ataxy 1235
De Wecker's Advancement Hook 533
Capsular Forceps 522
Iris Scissors 572
Lacrymal Catheter 545
,, Syringe 545
Ophthalmoscope 555
Diagnostic Instruments 1112–1149

PAGE

Diagnostic Stricture Sounds 607
Diagrams, Danielsson's 1117–1118
Dials for Testing Astigmatism 586
Diascopes 1119
Dieffenbach's Artery Forceps 19
Dieulafoy's Aspirator 954–955
Dilating Trachea Forceps 321–323
Dilators, Cervix 711–712, 751–757
Colotomy 884
Female Urethra 622, 623
Hydrostatic 712–715
Lacrymal 542–544
Laryngeal 269–270
Lawson Tait's 716
Nasal 447–449
Rectum 904–905
Sinus 88
Stomach 383
Symphysiotomy 735
Tonsillar Crypt 268
Tracheotomy 320–323
Urethral 598–608, 635–636, 656
Vaginismus 758
Directors 68–69, 218–219
Canaliculus 514
Hernia 69
Perineal Fistula 627–628
Rectal Fistula 905
Resection 105
Disarticulated Skeletons and Skulls 993–994
Discs, Ophthalmic 514
Placido 586
Dislocation Apparatus 1173–1213
Bandages and Pulleys .. 1176–1177
Dispensing Bottles 1394, 1395
Labels 1399
Scales 1404–1405
Dissection Instruments 995–996
Forceps 71–73, 219–220
Dissectors 70
Dissector Forceps 70
Dixon's Cataract Knife 536
Dobell's Stethoscope 1133
Dodd's (Work) Ophthalmoscope 557
Palpebral Forceps 531
Dohnberg's Trachoma Scraper 532
Doleris' Uterine Flushing Tube 746
Domette Bandages 1315
Donald Day's Lithotomy Straps 664
Double Channel Catheters 597
Colon Tube 934
Double-Zinc Cyanide Dressings 1301, 1304-1307
Douche Pipes, Vaginal 935–937
Douches, Bladder 595–596
Ear 390–391
Eye 514–516
Nose 449–451
Rectum 930–933
Reservoirs 930–932
Vagina 930–933
Wound 1323–1325
Douching Curette 88–89, 750
Eye Speculum 565
Sheets 2068
Vaginal Speculum 797
Douglas Powell's Trocar 969
Douty's Steel Bougies 604

PAGE

Dowding's Tongue Depressor 300
Downie's Menthol Syringe for Larynx 297
Nasal Probe 476
Septum Forceps 462
Set Throat Diagnostic Instruments 265
Dowse's Retention Catheter 611
Doyen's Artery Forceps 19
Bone Boring Instruments 99
Broad Ligament Forceps 840
Calipers 128
Chisel 128
Compression Forceps .. 840, 875, 892
Flesh-cutting Scissors 86
Hook Clamp 857
Mouth Gag 1104
Multiple Pressure Clamps .. 848–849
Myoma Screws 858
Nasal Forceps 466
,, Rugines 480
Needle Holder 194
Needles 174, 186–188
Pylorectomy Clamp 892
Retractors 866
Rib Raspatory 118
Rongeur for the Acetabulum .. 119
Skull Instruments .. 128, 131, 135, 145
,, Forceps 135
,, Gauge 131
,, Saw 145
Tubes Tranchants 767
Uterine Needles 174
,, Punch Forceps 135
Drainage Tube Clips 1326–1327
Introducers 1298
Probes 1298
Drainage Tubes 1294–1298
Ballance's Brain Abscess .. 129–130
Carbolized 1295
Chassaignac's Wire 1298
Decalcified Bone 1295
Empyema 1295–1296
Glass 1296–1297
India-rubber 1294–1296
Milton's Uterine 758
Ovariotomy 854–855
Perineal 628–629
Sänger's 1297
Supra-Pubic 637–638
Vulcanite 1297
Dredgers, Iodoform, etc. 1369
Dressing Baskets 1286
Boxes 1292–1293, 2181–2182
Forceps 221
Scissors 85–87, 222–223
Sterilizers 2176–2180
Suprapubic 637
Trays 1356–1360
,, Ophthalmic 519
Wagons 2125–2128
Dressings, Antiseptic, etc. .. 1301–1313
Vaccination 243–245
Drills, Bone 97–98
For use with Motors 154
Mastoid 148
Drop Bottles 1361
,, Chloroform 1093
,, Eye 519–521

PAGE

Drop Bottles, Counters, Laryngeal .. 270
Tubes 1362
Druitt's Tooth Forceps 941
Drums for Testing Eye Instruments .. 521
Duckworth's (Dyce) Depilatory Forceps 1014
Duct Scissors 990–991
Dudgeon's Sphygmograph 1131
Duffin's Stem Pessary 820
Dührssen's Sterilized Dressings 1308
Dujarier's Bone Staples 102
Duke's Bed Pan 1345
Egg-whisk Curette 748
Flannel Squeezer 1366
Sponge-holding Forceps 763
Dummy Bladder 1060
Figures 1315
Duncan's (Matthews) Cervix Dilators .. 755
Pelvimeter 732
Stem Pessary 824
Uterine Sound 781
Duncan's (W. A.) Uterine Tube 746
Duncan Flockhart's Chloride of Ethyl 1098
Dundas Grant's Auto-laryngeal Insufflator 355
Ear Speculum 428
Eustachian Inflator 417
Laryngeal Forceps 272
Leather Finger Guard 271
Mastoid Hook 140
Nasal Truss or Splint 462
Osteotribes 140
Vulcanite Nasal Tubes 462
Dunn's Hollow Scoops 89
Duplay's Ear Forceps 401
Nose Speculum 489
Tuning Fork 434
Dupuytren's Aneurysm Needle 59
Enterotome 876
Lithotome 666
Splint 1196
Dura Mater Elevator 131
Durham's Cleft Palate Forceps 248
,, Raspatories 257–258
Fine Dissector 70
Fistula Forceps 788
Hare-Lip Forceps 262
Needle Holder 194
Œsophageal Forceps 362
Raspatory 70, 118
Rectal Dilator 904
Retractors 41
Scrapers 89
Silk Plaster 1321
Throat Forceps 272
Trachea Forceps 324
Tracheotomy Canulas 317
Urethra Forceps 642
,, Syringe 652
Urethrotome 645
Dyball's Retractors 34
Dyce Duckworth's Depilatory Forceps 1014
Dynamometers 1119

E

Ear Instruments 384–442
Channels 394–395
Cornets 438

PAGE

Ear Curettes 396–398
Douches 390–391
Electrodes 1040
Forceps 401–407
Hooks 407
Instrument Stand 387
Insufflators 354, 355
Knives 410–412
Pads for Projecting Ears 1215
Probes 419–423
Protectors 442
Reflectors 425–427
Scissors 423–424
Scoops 407, 408, 410, 422
Siphons 390–391
Snares 424–425
Specula 427–433, 1065
Syringes 388–390
Troughs, Glass 394
Trumpets 439–441
Earle's Pelvimeter 732
Earthenware Bed Pans .. 1343, 1344, 1345
Dressing Trays 1356, 1357, 1358, 1359
Eye Instrument Trays 562
Feeding Cups 1364–1365
Inhalers 336
Medicine Spoons 1375
Poultice Basins 1376
Reservoirs 1323
Spitting Pots 1382
Urinals 1386–1387
Eastes' Tongue Depressor 301
Ecraseurs 270, 758–761, 849–851
Laryngeal 270
Edebohl's Air Pillow 658
Edelmann's Whistle 436
Edgar's Broad Ligament Forceps .. 840
Edmund's Clamp Forceps 876
Eguisier's Irrigateurs 925
Einhorn's Stomach Bucket 370
,, Rheophore 1044
,, Spray Apparatus .. 375
Elastic Bandage 1316
Belts 1246–1251
Ligature Instrument, Allingham's 897
Stockings, etc. 1252–1253
Elastic Gum Bougies 598–601
Catheters .. 609–611, 614, 617–618
Œsophagus Bougies and Tubes .. 361, 365–367
Rectum Bougies 898–899
,, Tubes 934
Elbow Splints 1186–1188
Elder's Hæmostatic Forceps 832
Hysterectomy Clamp 849
Monthly Nurse's Aseptic Outfit .. 1338
Needles 863
Electric Accumulators 1050–1051
Bells for Invalids 1362
Cauteries 1052–1056
Hand Lamps 1062–1063
Lamps, Laryngeal .. 286–287, 547, 549, 1061–1063
Light Apparatus 1046–1068
,, Brackets and Lamps, Laryngoscopic and Ophthalmic 286–287, 547, 549

PAGE

Electric Light Ophthalmoscopes .. 556, 559
Electrodes 1039–1045
Electrolysis Needles 1031–1032
Needle Holder 1031–1032
Electrolytic Caustic 1033
Electro-Magnetic and Galvanic Batteries and Apparatus 1021–1045
Machines 1039
"Elephant" Plaster 1321
Elevators, Cyst 853
Dura Mater 130–131
Periosteal 117–119
Skull 130–131
Tooth 940–941
Uterine 782
Ellis's Clavicle Apparatus 1176
Inhaler 335
Elvy's Rectum Pessary 910
Embryotomy Scissors 716
Emmett's Instruments .. 173, 175, 195, 773, 778, 779, 795
Needle Holder 195
Needles 173, 175
Tenaculum 773
Wire-twisting Forceps 795
Empyema Trocars 76
Tubes 73–76
Enamel Cutters 947
Enamelled Iron Arm Baths 1341
,, Basins 2146
,, Bed Pans .. 1343, 1345
,, Bowls 2146
,, Catheter Boxes 2147
,, Dressing Trays 1356, 1357, 1358
,, Jugs 1399
,, Spitting Mugs 1382
Endoscopes 1064–1068
Enemas and Injection Syringes .. 922–929
England's Antrum Perforator 496
Enterectomy Instruments 876, 883–884, 891
Enterostomy Tube 884
Enterotome, Dupuytren's 876
Entomological Instruments 1006
Entropium Forceps 524–525
Enucleators, Gland 76
Uterine 761
Eperle's Toe-Nail Scissors 84
Epiglottis Holder 271
Knife 295
Lifter 271
Punch Forceps 271
Epilation Forceps 523–524, 1014
Epistaxis Instruments 453
Plugs 453
Erichsen's Bladder Sounds 693
Caustic Catheter 608
Scoop 667
Sound 693
Stone Crusher 669
Tonsil Scissors 307
Esbach's Albumimotre 1161
Esmarc's Chloroform Inhaler 1072
Drop Bottle 1093
"First Help" 1303
Plaster Knife and Saw 1291
Tourniquet 43

PAGE

Esmarc's Triangular Bandages 1315
Ether, Anæsthetic 1096
Bottles 1395, 1396
Inhalers 1069–1089
Sprays 1096
Ethmoid, Sphenoid and Frontal Sinus Instruments 499–502
Ethyl Chloride 1097–1099
Inhalers 1070, 1073, 1079, 1084, 1086
Eucalyptus Dressings 1301
Eustachian Catheters 398–400
Electrode 1040
Inflator 472
Sounds 400
Syringe 400
Evacuation Apparatus for Lithotrity 678–685
Eve's Aseptic Metal Pocket Case 202
Bladder Hook 633
Bone Nibbling Forceps 135
Circumcision Clamp 630
Glass Drainage Tube Holder .. 1295
Necrosis Forceps 113
Needle 188
Needle Holder 195
Pile Suture Forceps 908
Pile Vulsellum Forceps 906
Evisceration Globes 581
Scoops 582
Ewens' Guillotine 277
Excavators, Dental 948
Spoon 948
Excision Knives 107–108
Scissors 568–569
Splints, Elbow 1186
„ Hip 1193
„ Knee 1196–1199
Exhausting Syringe, Cupping 1011
Dermatological 1014
Exploring Needles 224
Syringes 960–962
Trocars 967
Extension Apparatus 1206–1208
Extractors, Bullet 28
Comedone 1013
Muscle 1122
Urethral 685
Eye Instruments 503–592
Bandages 1314, 1315, 1317
Baths 1362
Capsular Forceps and Scissors .. 522–523, 571, 572
Caustic Cases 512
Cauteries 512
Charts 554
Cups 1362
Curettes 512–513
Cystitomes 514
Directors 514
Discs 514
Douches and Syringes 514–518
Drop Bottles and Tubes .. 519–521
Drums for Testing 521
Evisceration Globes 581
Forceps 522–532
Foreign Body Extractors .. 576–577
Hooks 533–534
Ice Bags 511

PAGE

Eye Instrument Boxes 509–510
„ Racks 2035–2036, 2169
„ Sterilizers .. 2164–2167
„ Trays 562
Knives 535–542
Magnet 550
Needle Holders 553
Needles 551–553
Probes 562
Scalpels 539
Scissors 568–573
Shades 574–575
Spatulas 535
Specula 563–567
Spoons 575–576
Spuds 576–577
Styles 578–579
Suture Forceps 531–532
„ Needles 552–553
Syringes 516–517
Trial Glasses 582–584
Vitreous Bodies 581
Warming Apparatus 510
Eyelid Electrodes 1040
Retractors 563–567
Spatulas 535
Eyes, Artificial 511, 1240
„ for demonstration .. 511

F

Fæcal Scoops 912
Urinals 1264
Fagge's Aural Probe 420
Myringotome 412
False Membrane Forceps 323–324
Fancourt Barnes' Cephalotribe 707
Farabœuf's Bone Forceps 109
Retractors 41
Rougines 120
Feeding Bottles 1363
Cups 1364–1365
Enemas 926
Tubes 365–368
„ Forcible 368
Feet, Artificial 1243
Fein's Adenoid Curette 445
Feldbausch's Nasal Dilators 448
Nasal Inspirators 471
Female Bladder Sounds 692
Catheters 704–706
Glass Syringes 926
Pelvis 994
Urethra Dilators 622–623
„ Specula 622–623, 656
Urinals 1266–1268, 1386
Fenestrated Artery Forceps 19–20
Fenton's Cervix Dilators 751
Serre Nœud 849
Fenwick's Graduated Probe 231
Fenwick's (Hurry) Bladder Forceps .. 623
Caisson Tube 639
Catheter Guide 615
Cystoscope 1058
Prostate Gouges 631
„ Syringe 653

PAGE

Fenwick's Urethral Curette 641
" Knife 644
Urethroscope 1066
Fergusson's Cleft Palate Instruments 248, 252
" " Knives 252
Gag 1104
Hemp Cord 158
Knee Splint 1196
Lion Forceps 109
Lithotomy Knife 666
" Scoops 667
Pile Scissors 911
Rectum Specula 915
Saw 17
Sound 693
Staff 668
Stethoscopes 1134
Thread 158
Urethra Forceps 642
Urethral Extractor 685
Vaginal Specula 801
Ferrer's Incus Hooks 409
Feser's Lactoscope 1370
Field Dressings 1303
Panniers 13
Tourniquets 44
Field's Artificial Tympanum 442
Fillets 717
Finger Contraction Appliances 1215
Guards 271
Knives 59, 62, 63, 225, 227, 229
Saws 17
Splints 1191
Stalls 1299
Fingers, Artificial 1240
Finger's Massage Instrument 631
Finsen Reyn Arc Lamp 1155
First Aid Dressing Box 1287
Dressings 1287, 1303
Firth's (Lacy) Wool Detacher 395
Fischer-Arlt's Iris Forceps 530
Fisher's Arm Splints 1183
Leg Splints 1227
Ophthalmic Dressing Tray 519
Fistula Instruments 788–795, 898, 905, 911
Bistouries 899
Directors 905
Forceps 788–789
Forks 789
Hooks 790
Knives 790–791
Needles 791–793
Scissors 911
Urinals 1266
Fitch's Ovariotomy Trocars 868
Fitzgerald's Cleft Palate Needles .. 254
Excision Scissors 571
Guillotine Sheath 281
Tonsil Dilator 269
Fixation Forceps 526–528
Hooks 533
Flagg's Stopping Forceps 953
Flannel Bandages 1315
Bavarian 1205
Squeezer 1366
Flannelette Bandages 1315
Flat Foot Appliances 1218–1219

PAGE

Flatau's Ethmoidal Forceps 500
Flatus Tubes 935
Flax Web Catheters 609
Fleischel's Hæmoglobinometers 1121
Flemming's Automatic Retractor .. 35
Flint's Percussor 1125
Floss Silk 160
Fluorescent Screens 1151
Flushing Curettes 88–89
" Uterine 750
" " Tubes, Abdominal 830–831
" Uterine 745–747
Folker's Pile Clamp 902
Foot Electrode 1041
Rests for Operation Tables 2106
Slings 2109
Stools, Aseptic 2039
Warmers 1366
Foot Pump, Aspirator 958
Forbes' (Hay) Surgical Bag 55
Forceps, Adenoid 454–455
Antrum Punch 497
Artery 18–27, 832–839
Bladder 623–624
Bone Cutting 93–94
Bone Nibbling 133–139
Breast 66
Bullet 29–31
Capsular 522–523
Chalazion 530
Cholelithotomy 885–886
Cilia 523–524
Cleft Palate 248–250
Colotomy 884
Compression 832–839
Cotton Wool .. 272, 406, 456, 656, 1065
Craniectomy 133–139
Craniotomy 708–709
Cyst 854
Depilatory 1014
Dissection 71–73, 219–220
Dissector 70
Dressing 221
Ear 401–407
Entomological 1006
Entropium 524–525
Epilation 523, 524, 1014
Eye 522–532
" Suture 531–532
Finger Dislocation 1191
Fistula 788–789
Fixation 526–528
Gall Stone 885–886
Gland 77
Gouge 133–139
Hare Lip 262
Hegar Dilator 763
Hernia 78
Intestine 875–882, 888
Iris 528–530
Kidney 659
Laminectomy 126–127
Laryngeal 271–276
Ligature 184–185, 189
Lion 109–111
Lithotomy 665–666
Krassowski's 843

PAGE

Forceps, Microscopic 1006
Midwifery 718–724
Murphy Button 873
Nasal .. 454–463, 465–468, 500–501
„ Polypus 457–460
„ Septum 460–463
Necrosis 113–114
Needle-holding 189, 191–197
Omentum 848
Onychia 83
Ovum 727–731
Palpebral 531
Pedicle .. 833, 837–843, 848–849, 852
Peritoneum 894–895
Phymosis 630
Pharyngeal 276
Pile 906–908
Pile Suture 908
Pin-cutting 263
Placenta 727–731
Polypus 457–459
Rat Tooth 72
Rectus 531
Resection of Bowel, Makins' 879
Screw Cutting 101
Sequestrum 113–114
Silkworm Gut 163
Sinus Dilating, Bigelow's 88
„ Lister's 88
Skull 144
Speculum 763, 766
Sphenoidal Punch 501
Splinter 220
Sponge-holding 359
Sterilizer 2168
Stitch 164
Stomach Clamp 892–894
Stopping 953
Style 579
Surgical 71–73
Suture 19, 24, 220
Swab Squeezing 2183
Throat 361–362
Tissue 28, 896
Toe Nail 84
Tongue 91, 1094–1095
Tonsil 305, 307–309, 310–311
Tooth 941–946
Torsion 18
Tourniquet 44
Trachea 321–324
Trachoma 532
Tumour 73, 764
Turbinated Bone 465–468
Urethra 642–643
Uterine 761–766
Uvula 309
Vaginal Hysterectomy 856
Vulsellum .. 310–311, 767–772, 856, 906
Wire twisting 795
Forehead Lights 1061
Formalin Catgut 156
Catheter Jar 2151
Tablets 335
Vaporizer 335
Foster's (Cooper) Trocar 964
Foulis' Tourniquet 43

PAGE

Fowler's Perineum Needles 726
Pessary 820
Fox's Tooth Keys 949
Fox's (Webster) Eyelid Retractor .. 567
Fracture Apparatus 1173–1213
Boxes 1173, 1174
Frames, Bed 1178–1181
Frankel's Laryngeal Sound 296
„ Syringe 297
Nose Speculum 489
Rhinoscope 478
Tongue Depressor 301
Frantzel's Trocar 969
Frænum Scissors 717
Freeman's Electrolysis Needle Holder .. 1032
Freyer's Dressing Tray 622
Evacuation Apparatus 679
Lithotrite 686
Fritsch's Cervix Dilators 751
Frog-plate 1004
Frommer's Cervix Dilator 711
Frontal Sinus Instruments 499–502
Frost's Artificial Eye 511
Eye Instrument Sterilizer 2165
Ophthalmoscope 555
Fulcrums for Wire Twisting 261
Fuller's Tracheotomy Canulas 317
Fumigators, Calomel 267
Funis Instrument 717
Funnels 1398
Furniture, Hospital 2000–2200

G

Gags, Mouth 1101–1111
Gaiffe's Batteries 1034
Galvanometers 1029
Rheostat 1030
Galabin's Bougie for Inducing Premature Labour 715
Broad Ligament Forceps .. 840–841
„ Needles 860
Cervix Dilators 752
Decapitator 710
Ecraseur 760
Fistula Urinal 1266
Midwifery Forceps 721
Ovum Forceps 728
Pedicle Needle 859
Pessaries 820
Tenaculum Forceps 773
Transfusion Apparatus 741
Uterine Repositor 828
„ Sound 780
Vagina Specula 802, 810
Vulsellum Forceps 771
Galbiati's Knife 735
Galezowski's Canaliculus Dilator 542
Eye Drop Bottle 519
Eyelid Retractor 565
Needle Holder 553
Gall Stone Forceps 885–886
„ Scoop 886–887
Galton's Whistle 436
Galvanic Batteries and Apparatus 1021–1068
Cauteries 1053–1056
Intra-Uterine Stems 815
Galvanometers 1029, 1033

PAGE

Gamgee Tissue 1310
Gans' Saccharometer 1162
Gants' Saw 122
Gardiner Brown's Aural Mirror 426
Ear Hook 407
Politzerisation Apparatus 415
Trough for Ear Syringing 394
Tuning Fork 435
Gardner's Cervix Dilators 752
Prepuce Dilator 631
Garratt's Retractor 326
Gas Brackets 282–285
Cylinders 1090
Pressure Gauge 351
Warmer 352
Gas and Ether Inhalers 1087–1089
Gas and Oxygen Inhalers .. 1091–1092
Gastroscopes 373, 376–383
Gastrostomy Instruments 887–888
Tubes 887–888
Gauges, Catheter 625–626
Skull 131
Vesicle 245
Gauze, Absorbent 1309–1310
Bandages .. 1301–1302, 1306–1307, 1309–1311, 1315–1316
Dressings 1301–1311
Packers 1306
Gauze and Wool, Absorbent 1310
Gauzes, Antiseptic 1301–1307
Gehrung's Pessary 820
Gelatine Injection Apparatus 741
Pad Pessaries 821, 827
Gentlemen's Belts 1250–1251
Genu-Valgum Instruments 1226
George's Surgical Sponge 1312
Gerard Teuton's Lacrymotome 542
Gerrard's Ureameter 1164
Gervis's Curette 748
Loop Retractor 786
Ovum Forceps 728
Pessaries 821
Probes 776
Uterine Scraper 748
Wire Loop Retractor 786
Gibbs' Laryngeal Ecraseur 270
,, Syringe 298
Gibson's Stethoscope 1138
Gidley's Vaccinator 239
Gigli's Director and Whalebone Guide 146
Saws 146
Gimlette's Nose Speculum 490
Gladstone's Cooler for Boiling Water .. 737
Gland Enucleator 76
Forceps 77
Glass Anæsthetic Inhalers 1076
Arm Baths 1341
Bowls 2145
Boxes 2148–2150
Boxes for Sterilized Bandages, etc. 2148–2150
Brushes 1351
Cabinets, Bandage 2000–2003
,, Instrument .. 2016–2033
Catgut Holders 167–171
Catheters 705
Catheter Boxes 2148

PAGE

Glass Catheter Jars 2151
Consoles 2039
Dilators for Vaginismus 758
Douches 930, 1325, 2064–2066
Drainage Tubes 1296–1297
Dressing Trays 1356–1358
Ear Troughs 394
Eye Cups 1362
,, Probes 562
Female Catheters 705
Funnels 1398
Glycerine Syringes 927
Insufflators 554, 555, 556
Intestinal Rods 884
,, Tubes 891
Iodoform Dredgers 1369
,, Rubbers 1366
Irrigators .. 930, 1325, 2064–2066
Jars for Sponges, etc. 2152
Jugs 2147
Labels for Solutions 2145
Ligature Holders 167–171
Measures 1399–1401
Mortars and Pestles 1402
Needle Tubes 173
Ointment Spreaders 1366
Poultice Basins 1376
Rectum and Vaginal Tubes .. 934–937
Reels for Sutures 170
Reservoirs 2008
Shelves 2007, 2039
Specula 801
Spitting Pots 1382–1384
Sponge Jars 2152, 2182
Spray 450
Syringes .. 390, 451, 516–517, 650–651, 926–927
Tables 2041–2053, 2059–2060
Tablets for Ligatures 170
Tongue Depressors 301
Trough, Microscopic 1004
Urinals 1386–1387
Uterine Tubes 746
Vaginal Pipes 935–938
Wound Douches and Syringes 1323–1329
Glasses, Magnifying 1123
Medicine 1399–1400
Pulse 1130
Sand 2138
Glaucoma Knife 537
Glauert's Batteries 1023–1024, 1027
Globes, Evisceration 581
"Gloria" Stethoscope 1141
Glover's Needles 181
Gloves, Operation 82
Post-Mortem 986
Glycerine Syringes 927
Godfrey's Inhaler 337
Godlee's Trocar 968
Godson's Pessary 821
Tumour Forceps 763
Gold Plated Wire 552
Gold Wire 81
Golding-Bird's Adenoid Scraper 445
Anæsthetic Inhaler 1072
Apparatus for Washing out the Bladder 597

PAGE

Golding-Bird's Electrolytic Caustic .. 1033
Evacuation Apparatus 680
Flat Foot Apparatus 1218
Maccophone 438
Pocket Case 199
Sayre's Apparatus 1234
Sinus Probe 232
Snare 484
Spatula 233
Stethoscope 1134
Tracheotomy Dilator 320
Urethra Syringes 652
Gonorrhœa Bags 1257
Gooch's Splinting 1205
Goodell's Cervix Dilators 752
Goodhart's Empyema Tubes 74
Gordon's Radius Splints 1190
Gorgets, Lithotomy 666
Teale's 627
Thompson's 638
Gottstein's Adenoid Curettes 445
Aural Probe 420
Œsophageal Forceps 383
Tonsil Knife 306
Gouge Forceps 106, 133–139
Gouges, Bone 105–106, 132–133
Mastoid 131–133
Nasal 469–470
Gouley's Catheter 615
Prostatic Depressor 632
Gowan's Bandage Saw 1291
Ear Loop 408
Gag 1104
Osteotome 116
Retractors 116
Stethoscope 1140
Uterine Repositor 829
Gowers' Hæmocytometer 1120
Hæmoglobinometer 1121
Ophthalmoscope 555
Gowlland's Cauteries 901
Fistula Bistouries 898
Pile Clamp 902
Rectum Speculum 916
Graduated Glass Measures .. 1399–1401
Trial Glasses 1172
Grady's Trachoma Forceps 532
Graefe's Cataract Knife 536
Cystitomes 514
Fixation Forceps 527
Iridectomy Forceps 530
„ Hook 533
Optometer 560
Strabismus Hook 534
Graham's Splint 1196
Graily Hewitt's Intra-Uterine Stem .. 815
Pessaries 822
Grant's (Dundas) Auto-Laryngeal Insufflator 355
Ear Speculum 428
Eustachian Inflator 417
Laryngeal Forceps 272
Mastoid Hook 140
Osteotribes 140
Graphol Tourniquets 45
Greave's Vaccinator 239
Green's (Leedham) Cleft Palate Scissors 260

PAGE

Green's (Leedham) Surgical Forceps .. 72
Green's (Stanley) Aural Dressing Forceps 404
Greenhalgh's Intra-Uterine Stems .. 815
Metrotome 775
Perforator 733
Pessaries 821
Greenslade's Concealed Knife 542
Greenway's Douche Pipe 937
Greig's Paraffin Syringe 474
Greig Smith's Artery Forceps .. 20–21
Bowel Clamp 876
Compression Forceps 833
Dissection Forceps 71
Kolpo-Hysterectomy Clamp .. 841
Ligature Forceps 858
„ Holder 167
Myoma Screw 858
Needle Holder 188
Retractor 639
Scissors 86
Tubes for Washing Out 831
Greville Macdonald's Antrum Drainage Tubes 495
Insufflator 356
Laryngoscopic Electric Lamp .. 286
Nasal Snare 485
Punch Forceps 497–500
Rhinoscopic Mirror 478
Tonsil Knife 306
Griffiths' Aneurysm Set 58
Chalazion Forceps 530
Empyema Tubes 74
Gall Stone Probe 886
Griffiths' (Neil) Aural Snare 425
„ Speculum 430
Nasal Dilator 448
„ Speculum 491
Portable Gas Lamp 285
Grigg's Intra-Uterine Syringe 783
Grossich's Mouth-opening Forceps .. 1111
Groves' Cautery Battery 1048
Grubb's (Strangman) Dressing Tray .. 1359
Spray Producer 344
Gruber's Aural Curettes 385
„ Knife 410
Scissors 423
Specula 428, 432
Grünfeld's Sponge Holders 642
Urethra Forceps 642
Grünwald's Antrum Trocar 497
Ethmoid Instruments 499–500
Guards, Finger 271
Guillotine Sheath 281
Guillotines, Tonsil 276–280
Gum Lancets 225, 226, 227, 228, 948
Gun-shot Probes 30–31
Gussenbauer's Billroth Artificial Larynx 316
Güterbock's Cystoscope 1058
Guthrie's Director 514
Fixation Hook 533
Gutsch's Mouth Specula 295
Gutta Percha Splinting 1205
Tissue 1318
Urinals 1386–1387
Guyon's Bougies 599
Coudé Stilette 618
Syringe 653

PAGE

Guyon's Urethra Pipes 654
Guyon-Perrier's Suprapubic Drainage Tubes 637
Gynæcological Instruments 743–829
Bags 743–744

H

Haab's Magnet 550
Hæmocytometers 1120
Hæmoglobin Scale 1123
Hæmoglobinometers 1121–1122
Hæmometer, Fleischel's 1121
Hæmorrhoidal Clamps 902–904
Cork Cylinders 904
Forceps 906–908
Hæmostatic Forceps 832–839
Hagedorn's Needles .. 174, 175, 177, 179
Needle Holders 195
Hahn's Chisel 103
Tampon Canula 1085
Hainsby's Hare-Lip Truss 264
Hair Clippers, Clark's 1014
Hajek's Ethmoidal Instruments 499
Frontal Sinus Probe 501
Nasal Knives 472–473
Sphenoidal Punch Forceps 501
Hale-White's Tongue Depressor 302
Tracheotome 327
Hall's (Basil) Perineal Drainage Tubes 628
Hall's (Walker) Purinometer 1161
Hall Davis's Craniotomy Forceps .. 708
Vaginal Specula 802
Halstead's Hammers 889
Inflating Bags 888
"Mosquito" Forceps 194
Needle Holder 21
Ham Splints 1197, 1210
Hamilton's Box Splint 1197
Hamilton's Iris Forceps 529
Hammers 111, 112, 889, 986
Hammerschlag's Aural Tampon Holder 433
Hammer-Toe Appliances 1220
Hand Lamps .. 289, 290, 1062–1063, 1129
Motor 150
Splints 1189–1191
Handkerchiefs for Phthisical Patients 1384
Hands, Artificial 1238
Harcourt's Inhaler 1073
Hare-Lip Instruments 262–264
Clamps and Forceps 262
Pin Nippers 263
Pins 262
Scalpel 264
Scissors 264
Hare's Stethoscope 1134
Harman's Needle 550
Harris' Urine Segregator 654
Harrison's (Reginald) Lithotomy Tubes 673
Stone Crusher 671
Urethrotome 646
Harrison's Irrigator 648
Whip Bougies 601
„ Catheters 614
Harrison Cripps' Colotomy Dilator .. 884
Irrigator 2065–2066
Ligature Box 167
Rectum Tubes 934

PAGE

Harrison Cripps' Sponge Pads 1313
Hartigan's Radium Applicator 368
Hart's Vulsellum 771
Hartley's Cataract Knife 536
Hartmann's Adenoid Curettes 446
Antiphones 442
Aural Curettes 386
„ Forceps 402
„ Probes 420
„ Specula 428
Conchotome 467
Foruncle Knife 410
Myringotome 412
Nasal Polypus Forceps 458
Tubes 392
Tuning Forks 434
Hartridge's Iridectomy Knife 537
Haversack, Army Regulation 1286
Hawkins-Ambler's Cervix Dilator .. 753
Hawkins' (Cæsar) Hand Splints 1191
Hay-Forbes' Surgical Bag 55
Haydn Brown's Drainage Tubes 1296
Haydon's Ophthalmic Charts 554
Temperature Charts 1149
Test Type Cabinet 587
Hayes' Uterine Tubes 746
Hayward's Albumimetre 1161
Leg Splint 1197
Head Bands for Suspension 1234–1235
Caps, India-rubber 1352
Rest for Operation Tables ..2074, 2106
Hearing Instruments 437–442
Heath's Antrum Borer 496
Elbow Splints 1186
Tongue Forceps 91
Hebra's Lancet and Scrapers ..1015–1016
Lupus Lancet 1015
„ Scrapers 1015–1016
Hedley's Ethyl Chloride 1098–1099
„ Inhaler 1073
Telephone Probe 32
Hegar's Cervix Dilators 754
Introducing Forceps 754
Vulsellum 763
Height Measuring Standard 1373
Helix Needle 191
Hellier's Artery Forceps 21
Vaginal Specula 812
Helm Montagu's Stem Pessary 822
Henckel's Bandage Shears 1292
Henle's Stomach Dilator 383
Hensley's Aspirator 955
Herman's Ovum Forceps 728
Uterine Curette 748
Hernia Instruments 47–91
Bistouries 60, 62, 63
Director and Aneurysm Needle .. 218
Directors 69
Forceps 78
Needles 78–80
Plates 81
Staples 80
Heron Watson's Urethrotome 647
Herschell's Charts 1119
Olive Oil Syphon 923
Rectal Rheophore 1043
Stethoscope 1138–1139

PAGE

Herschell's Stomach Lavage Apparatus 371–372
Heryn's Antrum Lamp 1056
Laryngeal Curettes 268
Heryng-Krause's Throat and Nose Syringe 298
Heurteloup's Artificial Leech 1010
Hewetson's Nasal Dilator 448
Hewitt's (F. W.) Gas Apparatus 1087, 1088, 1091
Mouth Gags 1105
,, Wedges 1110
Hewitt's (Graily) Intra-Uterine Stem .. 815
Pessaries 815, 822
Uterine Flushing Tube 746
Vaginal Douche Pipes 936
,, Speculum 803
Hey's Saws 145
Heymann's Nasal Forceps 467
,, Scissors 482
Heywood Smith's Cervix Dilators .. 754
Ecraseur 760
Ovum Forceps 729
Tumour Forceps 764
Uterine Sound 780
Vaginal Specula 811
Hicks' (Braxton) Blunt Hook 702
Cephalotribe 707
Ecraseurs 760
Ovum Forceps 729
Pessaries 819
Higginson's Enemas 923–924
High Boots 1215
Pressure Steam Sterilizer 2179
Hill & Barnard's Sphygmometer 1131
Hill's Nasal Dilator 448
,, Forceps 467
Tonsil Guillotine 277
Hill's (Berkeley) Evacuation Apparatus 678
Urethrotome 645
Hilton's Rectum Specula 916
Snare 485
Tracheotomy Canulas 318
Hinton's Myringotome 412
Hip Appliances 1215
Splints 1193, 1211–1213
Hodder's Aspirating Needle 959
Hodge's Pessaries 823
Hodgen's Suspension Splint 1197
Hoffmann's Gouge Forceps 135
Hollis's Tongue Depressor 303
Stethoscope 1140
Holloway's Mouth Gag 1106
Holmes' Perforator 733
Holmgren's Wools 590
Holt's (Barnard) Stricture Dilators .. 635
Holt's (R. C.) Talipes Splint 1222
Hones 82, 996
Honeycomb Sponges 1319–1320
Hooks, Advancement 533
Aural 407, 408
Blunt, to use as Retractors 41, 60, 61, 62, 856
Bone 107
Capsular 533
Chain 985
Cleft Palate 250–251

PAGE

Hooks, Eye 533–534
Fistula 790
Fixation 533
Incus 409–410
Instrument Cabinet 2033
Iridectomy 533
Iris, etc. 533
Lens 534
Malgaigne's 117
Mastoid 139–140
Midwifery 702–704
Neurectomy 149
Ossicle 140
Peritoneum 857
Pile 909
Sharp 60, 61, 62, 325
Spine 735
Strabismus 534
Tracheotomy 325
Hopkins Walters' Female Urethra Speculum 623
Laminectomy Scoops 143
Uterine Sound 782
Hopkins' " Rongeur " or Gouge Forceps 136
Hopwood's Chest-piece 1144
Electric Auriscope 429
Myringotome 412
Horn Scoops 1406
Horrocks' Gauze Sponges 1302
Maieutic 715
Saline Infusion Apparatus .. 738–739
Uterine Curette 748
,, Sound 780
Horsehair 158–159
Horseshoe Splints for Potts' Fracture .. 1198
Horsfall's Phymosis Forceps 630
Horsley's (Victor) Bone Forceps 93, 126–127, 136–137
Brain Surgery Instruments 126–127, 131, 136–137, 141–155
Dura Mater Elevator 131
Elevators 131
Gouge Forceps 136–137
Head Rest 2106
Jaw Saw 122
Laminectomy Forceps 126–127
,, Saw 145
Nerve Stretcher 144
Pus Seeker 141
Retractors 35
Rolandometer 143
Seeker 144
Skull Elevators 131
Trephines 147
Hospital Furniture 2000–2200
Beds 1390–1392
Screens 2114–2115
Hot-Air Baths 333–334
Hot Water Bags or Compresses 1275
,, ,, Spinal 1275
,, Bath for Paraffin Syringe .. 561
Hovell's (Mark) Adenoid Forceps .. 454
Antrum Drains 495
Aural Loop 408
Auriscope 428
Cautery Handle 1054
Eustachian Catheters 399

PAGE

Hovoll's Finger Guard 271
Nasal Specula 492
Palate Lever 474
Politzerisation Apparatus 416
Snare 485
Howard's Epistaxis Plug 453
Howard Marsh's Knee Cap 1216
Knee Splint 1198
Howden's Electric Hand Lamp 1062
Operation Table Extension 2103
Howse's Excision Splint 1198
Tracheotomy Canulas 318
Huggett's Hypodermic Solutions .. 977
Hughes' Stethoscope 1134
Hulke's Eye Suture Needles 552
Hull's Uterus Truss 1264
Humerus Splints 1188–1189
Hunt's (Middlemass) Nasal Snare .. 487
Spokeshave 473
Hunter Mackenzie's Inhaling Respirator 340
Nasal Saw 481
Hurry Fenwick's Bladder Forceps .. 639
Caisson Tube 1058
Cystoscope 631
Prostate Gouge 653
,, Syringe 641
Urethral Curette 644
,, Knife 1066
Urethroscope 621
Hutchinson's Catheter Plug 1106
Gag 1073
Hyderabad Inhaler 967–968
Hydrocele Syringes 967–968
Trocars 1251
Hydropathic Compresses 712–715
Hydrostatic Dilators 977
Hypodermic Solutions 971–977
Syringes 978
Tabloids 978
Hypodermules 830–870
Hysterectomy Instruments 839–843
Clamps 1276–1278

I

Ice Bags 1366
Cups 1356
Trays 408
Imray's Ear Scoop 409–410
Incus Hooks 442
India-rubber Antiphones 1317
Bandages 611
Catheters 1144
Chest-pieces for Stethoscope 1011
Cupping Glasses 1294–1297
Drainage Tubes 389
Ear Pipes 390, 651
,, Syringes 74–75
Empyema Tubes 923–924
Enemas 1299
Finger Stalls 82, 717, 986
Gloves 1273
Hot Water Bottles 1276–1278
Ice Bags 2051
Mats 462
Nasal Splints 365
Œsophagus Tubes 1352
Operation Caps .. ..

PAGE

India-rubber Operation Sleeves 82
Pessaries 819, 821, 822, 823, 824, 825, 827
Rectum Tubes 934–935
Sheeting 1274
Sheets 1295, 1297
Sponges 1320
Stamps 1119
Tracheotomy Tubes 319
Urethra Syringes 651–653
Urinals 1265, 1270, 1386, 1387
Valgus Plates 1219
Web Bandages 1316
Indicator, " 40 Weeks " 717
Induced Current Batteries .. 1033–1038
Inflated Pessaries 823
Inflating Bags, Halsted's 888
Collar 1230
Pessaries 823
Inflator, Eustachian 417
Infusion Pots 1398
Inglis's Midwifery Forceps 719
Ingram's Enemas 923
Inhaler and Exhaler, Denison's 338
Inhalers 335–340
Anæsthetic 1069–1092
Antiseptic 338–340
Chloride of Ammonium 337
Oxygen 350–351
Steam 348–349
Inhaling Respirators 338–340
Injection Syringes 922–929
Inspection Bowls 1367
Inspirators, Nasal 471
Instrument Cabinets 2016–2033
Stands 2058
Tables 2041–2053, 2059–2060
Trough Stands 2060
Instruments for Dilating Cervix .. 751–757
,, Inducing Premature Labour 715–716
Insufflators 354–356
Aural 354–355
Glass 354–356
Iodoform 354–356
Laryngeal 354–356
Macnaughton Jones' 418–419
Menthol 400
Nasal 355
Throat 354–356
Urethra 648
Uterine 774
Intestinal Instruments 871–896
Clamps 874 882
Needles .. 179, 180, 182, 183, 890–891
Rods 884
Intestine Depressor 889
Retractors 39, 40
Intra-tracheal Syringe 297
Intra-Tympanic Douches and Syringes 391–393
Intra-Uterine Drainage Tubes 758
Stems 814–817
Syringes 783
Intubation Instruments 327–329
Tubes, Macewen's 329
Invalid Appliances 1336–1393
Couches 1393

PAGE

Invalid Feeding Cups 1364–1365
Spring Beds 1390–1392
Iodine Inhalers 335
Iodized Catgut 158
Wool 1301
Iodoform Dredgers 1369
Dressings 1302, 1304, 1305, 1306, 1307, 1308
Emulsion Syringe 962
Gauze Boxes 2150
Insufflators 1368
Puffs 354–356
Rubbers 1366
Iridectomy Hook 533
Knives 537–538
Iris Forceps 528–530
Hooks 533
Knives 537–538
Needles 551, 553
Repositors 535
Scissors 569, 570, 572, 573
Spatulas 535
Iron-dyed Ligature Silk 160
Irons, Plaster 1404
Irrigateur, Eguisier's 925
Irrigators, Abdominal 830
Eye 517–518
Urethral 648–650
Wound 1323–1326, 2064–2067, 2187–2188
Isaacs' (Washington) Search-Light .. 1061
Urethral Syringe 652
Ivory, Engraved Tablets 2145
Pegs for Bone Sutures 103
Pupilometers 559
Suture Quills 727

J

Jackson's Vaginal Retractors 803
,, Speculum 803
Jacob's Solution Needles 551
Jacobson's Anvil Instruments 409
Aural Knives 411
Colotomy Plugs 883
Elbow Splints 1186
Hare-Lip Knife 264
Lithotomy Forceps 666
Osteotribes 141
Pocket Case 200
Scrapers 89
Jaconet 1274
Jaeger's Iridectomy Knife 538
Retractor 568
James's (Brindley) Percusso-Punctator 1017
Suspender 1256
James' (Brooksbank) Lens Stick 584
Perimeter 591–592
Jameson Johnston's Coxameter 67
,, Gland Enucleator 76
,, Irrigation Tube .. 1326
Jansen's Aural Sound 420
Bone Nibbling Forceps 137
Japanese Crepe Bandages 1316
Handkerchiefs 1384
Jars, Glass, for Sponges, etc. 2151–2152, 2182
Jarvis' Clamp for Nasal Septum 443
Nasal Snare 486
Jaw Saws 122, 123

PAGE

Jaw Splints 1192, 1209
Jellett's Catgut Sterilizer 2174
Jessett's Artery Forceps 25
Broad Ligament Forceps 841
,, ,, Needles 860
Decalcified Bone Tubes 871
Suture Instrument 860
Vaginal Hysterectomy Speculum .. 804
Jessop's Eye Irrigator 516
Prostate Scissors 632
Johnson's Apparatus for Estimating Amount of Sugar in Urine .. 1162
Johnson Smith's Extension Apparatus 1207
Johnston's (Jameson) Coxameter 67
Gland Enucleator 76
Irrigation Tube 1326
Joint Knife, Syme's 14
Jones' (Carmalt) Spokeshave 472
Jones' (Lewis) Electrolysis Needle Holder 1032
Rheophore 1042
Jones' (Macnaughton) Ear Probes .. 422
Ear Protectors 442
Eye Ice Bag 511
Nasal Bougie 443
,, Probe 476
Politzerisation Apparatus .. 418–419
Jones' (Robert) Arm Splint 1185
Saw 121
Talipes Splint 1222
Jones' (Sydney) Cyst Forceps 854
Rectum Clamp 904
Jordan Lloyd's Artery Forceps 22
Combination Scalpel 63
Gall Stone Scoop 886
Operation Table 2102
Pressure Forceps 834
Retractors 36–37
Vulsellum 771
Jugs, Enamelled Iron 2146
Glass 2147
White Metal 2146
Jugum Penis 626
Juler's Ophthalmoscope 556
Junker's Inhaler 1074–1075
Juracz's Laryngeal Forceps 273
Naso-Pharyngeal Forceps 454
Jury Masts 1232, 1235

K

Kabierski's Insufflator 354
Kafemann's Tonsillar Knife 306
Kagenaar's Astigmometer 586
Kangaroo Tendons 159
Kaposi's Lancet 1015
Kaspar's Electric Light Instruments 377, 378, 381, 383
Katz's Attic Scoop 129
Keall's Evisceration Globes 581
Keegan's Evacuation Apparatus 681
Keene's Epistaxis Plugs 453
Snare 486
Vapour Box 415
Keene-Hoffmann's Forceps 136
Keetley's Suspender 1254
Keith's Clamp 850
Drainage Tubes 854

PAGE

Kelly's Appendicectomy Clamp 882
Kelly's (Brown) Antrum Instruments .. 494
„ Lamp 1056
Portable Gas Jet 285
Kelly's Douching Sheets 2068
Kidney Instruments 655–657
Rectum „ 918–921
Straps 664
Kelson's Guillotine 277
Kennedy's Enemas 925
Kenneth Scott's Trichiasis Forceps .. 532
Keratomes 537–538
Keratoscopy Mirrors 560
Kettles, Bronchitis 330–332
Copper 2184
Schimmelbusch's 2181
Key's Catheters 612, 619
Director 69
Lithotomy Knife 666
„ Staff 668
Keyhole Saw 122–123
Keys, Tooth 949
Kid for Testing Eye Instruments 521
Kidd's Cephalotribe 707
Vulsellum 771
Kidney Instruments 658–660
Urinals 1266
Kidney-shaped Dressing Trays 1357
Killian's Nasal Septum Instruments 464–465
„ Specula 490
Œsophagoscopy, Bronchoscopy and Tracheoscopy Instruments 376–380, 490
Kingscote's Pleximeter 1126
Kinloch's Pessary 824
Kirstein's Autoscope 294
Curettes 446
Tongue Depressor 303
Klein's Meat Press 1373
Knapp's Capsulatomes 535
Trachoma Forceps 532
Knee Caps, etc. .. 1216–1217, 1252–1253
Clamps or Trusses 1217
Splints .. 1196, 1198, 1199, 1204, 1212
Knife Racks 15–16, 2034–2036
Knife and Fork Combined 1240
Knives, Abscess 62, 63, 225–230
Adams' Subcutaneous Osteotomy 107
Amputation 13–14
Bone 1406
Brain 987
Breast 60, 62, 63
Canaliculus 539–540
Cartilage 987
Cataract 535–537
Cleft Palate 251–252
Cock's 626
Corn 1370
Cystotomy 638
Ear 410–412
Entomological 1006
Excision 107–108
Eye 535–541
Finger 59, 62, 63
Fistula 790–791
Foruncle 410
Hare-Lip 264

PAGE

Knives, Iridectomy 537–538
Joint 14
Kidney 659
Lacrymal 539–540
Laryngeal 281–282
Lithotomy 666
Microscopic 1006
Minor Operation 59–66
Nasal 472–473
Osteotomy 107
Paget's 61–63
Palette 1406
Pill 1406
Pocket 224–229
Post-Mortem 987
Punctum 539
Resection 108
Scarifying, Eyelid 541
„ Uterine 775, 776
Secondary 537
Section 1006
Sims' 775
Syme's Abscess 62, 63, 226, 227, 228, 229
„ Joint 14
Synechia 541
Tarsal Cyst 541
Tarsectomy 108
Tenotomy 62, 63, 64, 65
Tonsil 305, 306
Urethral 643–644
Vaginal Hysterectomy 857
Koch's Antitoxin Syringe 979
Hypodermic Syringe 976
Kocher's Artery Forceps 22
Chloroform Mask 1073
Drainage Tubes 1296
Gland Dissector 76
„ Forceps 77
Hernia Forceps 78
Pylorectomy Clamps 893
Scissors 87
Kœberlé's Serre Nœud 850
Kollman's Urethral Dilators 635–636
König's "Gloria" Stethoscope 1141
Tracheotomy Canulas 318
Kramer's Ear Speculum 430
Eustachian Catheters 399
Krassowski's Cautery Forceps 843
Krause's Antrum Trocar 497
Laryngeal Forceps 272–273
Nasal Snare 486
Post-Nasal Forceps 456
Retractor 149
Throat and Nose Syringe 298
Kretschmann's Spoons 410
Tonsil Punch Forceps 307
Krönig's Cumol Catgut 158
Küchenmeister's Scissors 779
Kurz's Needle Holder 189
Kuttner's Electric Light 373
Kyle's Nasal Splints 461

L

Labels, Dispensing 1398–1399
Glass 2145
Lace's Automatic Wound Retractor .. 37
Suture Needle 189

PAGE

Lack's Nasal Snare 487
Lacrymal Catheters 545
Cauteries 512
Dilators 542–544
Knives 539–540, 542
Probes 542–544
Retractor 561
Styles 578–579
Style Forceps 579
Syringes 544–547
Tongue Depressor 303
Lacrymotomes 542
Lactometers 1370
Lactoscope 1370
Lacy Firth's Wool Detacher 395
Ladies' Abdominal Belts 1246–1250
Scissors in Cases 1381
Ladmore's Stopping Instrument 952
Lafone's Bandage Roller 1289
Lagrange's Eyelid Retractor 565
Lake's Attic Curette 129
Epiglottis Forceps 271
Laryngeal Syringe 298
Mastoid Guides 139
Nasal Splints 462
Polypus Curette 447
Turbinotome 493
Laker's Lancet 1122
Lallemand's Caustic Catheters 608
Laminaria Tents 785
Laminectomy Forceps 126–127
Instruments 124–155
Saws 145
,, Horsley's 145
Scoops 143
Lamps, Alcohol 288
Candle 1129
Cupping 1011
Diagnosis 282–290, 547–549, 1061–1063, 1129, 1371
Electric 286–287, 547, 549, 1061–1063
Gas 282–285, 548
Laryngeal 282–290, 1061–1063
Oil 288–289, 548, 1371
Ophthalmic 547–549
Portable 285, 288–290, 1062–1063, 1129, 1371
Spirit 1011, 1129, 1170
Ward 1062, 1371
Lancet Cases 230, 239, 241
Lancets, Abscess 230
Bleeding 230
Blood Testing 1122
Dermatological .. 1015–1016, 1122
Gum 225–229, 948
Laryngeal 281–282
Snake-bite 230
Vaccination 238–241
Landmann's Vitreous Bodies . . 581
Lane's Rectum Speculum 916
Lane's (Arbuthnot) Bone Screwing Instruments 92, 98, 99–101
Cleft Palate Forceps 249–250
,, ,, Knives 252
Colotomy Plug 883
Diagnostic Bag 1112
Dissection Forceps 71

PAGE

Lane's Ear Syringe Pipes 389
Empyema Tubes 75
Feeding Enema 926
Gastrostomy Tube 888
Gouge Forceps 133, 138
Intestine Clamp 876–877
Leg and Thigh Splints 1199
Mastoid Scoop with Chipper .. 144
Needle Holder 195, 255–256
Saline Infusion Apparatus 739
Screws 101
Sterilized Dressings 1308
Tissue Forceps 28, 896
V-shaped Gouge 132
Lang's Eye Cauteries 1054
Eyelid Retractor 566
Lacrymal Dilator 543
,, Syringe 545
Spectacle Frame 585
Synechia Knives 541
Langdon's Rectal Tubes 934
Lange's Aural Polypus Forceps 402
Langenbeck's Bone Hooks 107
Brace 98
Finger Guards 454
Retractors 41
Laplace's Forceps 877, 879
Laryngeal Instruments 265–311, 1044, 1063
Brushes 265–266
Caustic Wires 295–296
Cauteries 1055
Curettes 267–268
Dilators 269–270
Drop Counters 270
Ecraseurs 270, 1054
Forceps 271–276
Insufflators 354, 355–356
Knives 281–282
Lamps and Gas Brackets .. 282–290
Lancet 281, 282
Mirrors 294, 1063
Probes 266, 295–296
Sounds 296
Sprays 341, 342, 345, 348
Syringes 296–299
Laryngoscopes 290–293, 1061
Laryngotomy Canulas 321
Larynx, Artificial 295
Lavatories 2141–2142
Lawford's Eye Douche 515
Iris Repositor 535
Ophthalmoscope 556
Sterilizer 2165
Lawrence's Cradle and Splints 1179, 1180
Strabometer 578
Lawson Tait's Abdominal Needles .. 189
Artery Forceps 22
Corkscrew 859
Cyst Elevator 853
Dilators 716
Drainage Tubes 855
Gall Stone Forceps 885
,, Scoop 886
Ovariotomy Trocar 869
Ovum Forceps 729
Pedicle Clamp 850, 851
Perineorraphy Scissors 734

PAGE

Lawson Tait's Pessary 824
Rope Ecraseur 851
Serre Nœud 850
Suction Syringe 868
Tubes for Washing Out 831
Uterine Repositors 829
Lazerovitch's Blunt Hook 703
Lead Shot 160, 1208
„ Compressors 160
„ Perforators 578
Styles 156
Suture Buttons 44
Weight for Aneurysm 578
Wire 1175
Leather Arm Slings 1073
Ether Cones 1208
Extension Anklets 994
Figure for Obstetric Demonstrations
Foot Slings 1177
Knee Caps 1216
Shoulder Caps 1177
Sockets for Arm 1237–1238
„ „ Leg 1241–1242
Splints 1228
Wristlet 1238
Leber's Sclera Transillumination Apparatus 549
Lee's Canula 716
Craniotomy Forceps 707–709
Suture Instruments 889
Vapour Bath 333–335
Leech Cages, Uterine 774
Tubes 1372
Leech's Muscle Extractor 1212
Leeches, Artificial 1010
Leedham Green's Cleft Palate Scissors 260
Surgical Forceps 72
Leeson's Pocket Case 203
Leg Baths 1372
Rests 1372, 1348
„ for Operation Tables ..2107–2109
Splints 2102
Leggings, Elastic 1252–1253
Legs, Artificial 1241–1243
Legueu's Prostate Retractor.. 633
" Leicester " Plasters 1321–1322
Leishman's " 40 weeks " Indicator .. 717
Leiter's Cystoscope, etc. 1058
Irrigators 1325
Panelectroscope 1064
Temperature Regulators ..1279–1280
Leitz's Microscopes 999
Lembert's Suture Needles 179
Lennox Browne's Cautery Battery .. 1048
Guillotine.. 278
Laryngoscope 290
Nasal Polypus Forceps 459
„ Politzerisation Apparatus .. 416
Post-Nasal Curette 446
„ Syringes 452
Probangs 364
Speculum 490
Tonsil Knife 306
Uvula Forceps 309
„ Scissors 310
Lens Hooks 513, 534
Prickers 513, 534

PAGE

Lens Sticks (Brooksbank James') .. 584
Lenses, Corneal 554
Ophthalmic Examination 554
Pocket 554, 1123
Lenticulars 108
Le Page's Axis Tractor 736
Léroy D'Etoille's Urethral Extractor .. 685
Leslie's Plasters 1322
Leukoplast 1323
Lever, Bone, Wheelhouse's 107
Lever Compressor, Davy's 43
Eye Instruments 549
Lever's Decapitator 710
Vectis 736
Levi's Hernia Director 69
Levis' Metallic Splints 1208–1210
Lewer's Vulsellum 772
Lewis's Artery Forceps 23
Lewis' Feeding Cup 1365
Lewis Jones Electrolysis Needle Holder 1032
Rheophore 1042
Lichtwitz's Antrum Trocar 497
Flushing Tubes 502
Lidderdale's Tracheotomy Dilator .. 322
Liebreich's Canaliculus Knife 539
Capsular Scissors 571
Drop Bottles 519
Eye Bandages.. 511
Iris Forceps 530
Lacrymal Probe 543
Ophthalmoscope 557
Paracentesis Needle 552
Probes 543, 552
Liel's (Weber) Eustachian Catheter .. 399
Ligature Forceps 184–185, 189
Holders 166–171
Needles 59, 190, 660, 859–861
Silks, etc. 156–164
Sterilization Apparatus.. ..2172–2175
Winders 170–171, 2175
Light Treatment Apparatus.. 1155
Limbs, Artificial 1237–1243
" Limpet " Enema 924
Lindhart's Chisel 103
Lined Splints 1184
Linen Bandages 1317
Catheters 609, 617
Lingual Tonsillotome 281
Lints 1310, 1319
Lion Forceps 109–110
Lister's Dilating Sounds 605
Ear Hook.. 408
Sinus Forceps 88
Scrapers 89
Sprays 1282
Suture Needles 180
Tourniquets 44
Wrist Excision Splint 1191
Liston's Amputation Knives .. 13, 14
Artery Forceps 23
Bone Forceps 93, 94
Dilating Sounds 605, 606
Nævus Needles 61, 62, 63
Splints 1200, 1201
Lithotome 666
Lithotomy Crutches 663, 2109
Instruments 661–673

PAGE

Lithotomy Straps 664
Lithotrites 686–692
Lithotrity Instruments 674–693
Sets 674–676
Litmus 169
Little's (Muirhead) Nibbling Forceps .. 139
Rongeur 120
Stitch Forceps 164
Little's Talipes Splints 1223
Valgus Spring 1218
Littlewood's Brain Trocar 130
Decalcified Bone Plates 871
Forceps Dissector 70
Glass Tray 885
Live-Box, Microscopic 1004
Liver-Abscess Instruments 896
Trocars 896, 968
Lloyd Owen's Eye Shade 574
Lloyd's (Jordan) Artery Forceps 22
Combination Scalpel 63
Forceps Retractor 37
Gall Stone Scoop 886
Operation Table 2102
Retractor 36
Vulsellum 771
Lloyd Roberts' Uterine Forceps 764
Loaded Spheres 1123
Lockers, Ward 2131–2134
Lockwood's Hernia Needles 78
Urethrotome 646
Locomotor Ataxy Suspension Apparatus 1235
Long's Circumcision Instrument 629
Longfield's Aural Probe 421
Longmore's Test Dot Card 587
Lotz's Test Type 587
"Louise" Ice Cups 1366
Löwenberg's Adenoid Curette 446
,, Forceps 455
Lownde's Vectis 736
Low's (Stuart) Lead Mallet 112
Lowne's Spirometer 1132
Lowson's Needles 180
Lublinski's Epiglottis Holder 271
Naso-Pharyngeal Forceps 456
Luc's Nasal Cutting Forceps 467
Lucae's Aural Tampon Forceps 403
Malleus Forceps 409
Mastoid Chisels 128
Myringotome 412
Spring Hook 409
,, Probe 421
Tuning Forks 435
Lucas's Ear Speculum 430
Glass Anæsthetic Inhalers 1076
Kidney Instruments 658–660
Nose Speculum 491
Pocket Case 199
Probe 232
Tenotomy Knife 225
Trachea Forceps 324
Lucy's Automatic Retractors 38
Dressing Trays 1359
Lithotomy Straps 664
Urethra Speculum 634
Uterine Probe 776
Ludwig's Incus Hooks 410
Luer's Fixation Forceps 528

PAGE

Luke's Simplex Inhaler 1073
Lumley Earle's Pelvimeter 732
Lumley's Lacrymal Syringe 546
Lunar Caustic Points 217
Lunatic Appliances 1377–1379
Lund's Astragalus Hook 107
Colotomy Forceps 884
Dressing Forceps 72
Inflator 892
Sponge Holder 358
Lupa Humaniser 1363
Jug 1364
Lupus Instruments 1015–1016
Scrapers 1015–1016
Luys' Urine Segregator 655
Lymph, Vaccine 242
Lynn Thomas' Tourniquet Forceps .. 44
Lyon's Stricture Dilator 636

M

McArdle's Peritoneum Forceps 894
McBurney's Operation Gloves 82
Retractors 1020
McCardie's Chloroform Mask 1076
Mouth Props 1110
McClintock's Ovum Forceps 729
MacCombie's Membrane Forceps .. 324
Maccophones, Golding-Bird's 438
Macdonald's (Greville) Antrum Drainage Tubes 495
Antrum Punch Forceps 500
Laryngoscopic Electric Lamp .. 286
Nasal Gouges 469
,, Knife 473
Punch Forceps 497–500
Raspatory 477
Rhinoscopic Mirror 478
Snare 485
Macdonald's (Mackay) Adenoid Curette 446
,, Turbinotome 493
MacDowell's Iris Scissors 573
Macewen's Aneurysm Pins 58
Brain Trocars 130
Chisels 128
Hernia Needles 79
Intubation Tubes 329
Laminectomy Saws 145
Mastoid Instruments 128–147
,, Chisel 128
,, Gouges 132
,, Scoops and Seekers 144
Nail Cleaners 1381
Needle Holders 196
Ossicle Hooks 140
Osteotomes 104
Raspatory 118
Trachea Tubes 329
Trephines 147
McGavin's Antrum Instruments 495
Tonsil Crypt Dilator 268
,, Curette 268
,, Guillotine 278
McGillivray's Canaliculus Knife 539
Chalazion Knife and Scoop 541
Cutting Needle 551
Eyelid Retractors 566
Strabismus Hooks 534

PAGE

McHardy's Capsular Forceps 522
Cataract Knives 536
Curettes 512
Eye Spoon 575
Perimeter 590
Strabismus Hook 534
Tarsal Cyst Knife 541
Machines, Weighing 1388–1389
Macintosh's Pessary 825
Macintosh Sheeting 1274
McIntyre's Splints 1200
Mackay Macdonald's Adenoid Curette 446
Turbinotome 493
Mackenzie-Davidson's Mercury Break 1153
Mackenzie's (Hunter) Inhaling Respirator 340
Nasal Saw 481
Mackenzie's (Morell) Battery 1035
Caustic Wires 295
Gas Bracket 282
Guarded Wheel Ecraseur 270
Guillotine 279–280
Insufflator 356
Lancet 282
Laryngeal Dilator 269
,, Forceps 274, 275
Laryngoscope 290
Nasal Bougies 443
,, Scoops 484
,, Speculum 491
,, Polypus Forceps 459
Throat Brushes 265
,, Electrode 1044
,, Forceps 274–275
Uvula Twitch 310
Uvulatome 310
Mackern's Laryngeal Probes 296
McKeown's Cataract Instruments 517–518
Mackintosh's Instrument Stand 2058
MacLennan's Decalcified Bone Bobbins 871
Macnamara's Eyelid Retractor 566
Iridectomy Knives 538
Spoons 575
Uterine Applicator Forceps 764
Macnaughton Jones' Ear Probes 422
Ear Protectors 442
Eustachian Syringe 400
Ice Bag 511
Insufflators 419
Nasal Bougie 443
,, Probe 476
Macphail's Needle Holder 196
Maddox' Eye Warming Apparatus .. 510
Magneto-Electric Machines 1039
Magnets for Eye 550
Stomach 363
Magnifying Glasses 1123
Mahomed's Microscopic Dissection Case 1006
Maieutic, Horrocks' 715
Maisonneuve's Urethrotome 646
Makins' Bowel Forceps 879
Breast Forceps 66
Gall Stone Forceps 886
Intestine Clamp Forceps 879
Malgaigne's Hooks 117
Mallets 111–112
Malleus and Incus Instruments .. 409–411
Manacles 1377–1379

PAGE

Manby's Lithotrite 686
Manchester's Dressing Trays 1361
Mannikin 994
Manning's Patella Splint 1201
Mansell Moullin's Kidney Needles .. 660
Mansfield's Stretcher 1331–1333
Manson's Liver Abscess Instruments .. 896
"Many-tailed" Bandages 1317
Marble-topped Tables 2054–2056
Marine Lint 1302
Mark Hovell's Adenoid Forceps 454
Antrum Drains 495
Aural Loop 408
Auriscope 428
Cautery Handle 1054
Eustachian Catheters 399
Finger Guard 454
Nasal Specula 492
Palate Lever 474
Politzerisation Apparatus 416
Snare 485
Marmaduke Sheild's Director 68
Snare 424
Marriott's Stethoscope 1135
Marsh's (Howard) Knee Cap 1216
Knee Splint 1198
Marshall's Osteotribe 116
Polypus Forceps 459
Resection Knives 108
Uterine Flushing Curette 750
Martin's Funis Instrument 717
Pelvimeter 732
Pelvis Abscess Trocar 785
Riva Rocci Apparatus 1131
Rubber Bandages 1317
Trial Frame 585
Uterine Curette 749
,, Forceps 764
Martindale's Inhaler 336
Mason's Cleft Palate Forceps 250
Dissection Forceps 72
Elbow Splints 1186
Lithotomy Straps 663
Mouth Gag 1106
Necrosis Forceps 113
Pin Nippers 263
Probe 231
Massage Instrument Prostate 631
Rollers 1041
Masseurs, Aural 413
Mastoid Instruments 124–148
Chisels 128
Drills 99, 130, 140, 153
Gouges 132, 133
Gouge Forceps .. 133, 134, 137, 138
Guide 133, 139
Hooks 139, 140
Retractors 142
Scoops 129, 143, 144
Seekers 144
Trephines 143, 155
Material for Bandages 1319
Materials for Splints 1205
Mathews' (Porter) Axis Traction Forceps 722
Mathieu's Ear Forceps 413
Mats, India-rubber, for placing under hot vessels 2051

PAGE

Matthews' Craniotomy Forceps 709
Matthews Duncan's Cervix Dilators .. 755
Pelvimeter 732
Stem Pessary 824
Uterine Sound.. 781
Mattresses, Air and Water 1272, 1274
Spinal 1229
Maunder's Spray 342
Maunoir's Eye Scissors 570
Maunsell's Intestine Guard 39
Retractors 39
Mayer's Nasal Splints 461
Mayhew's Probang.. 364
Mayo-Robson's Catgut Sterilizer 2175
Decalcified Bone Bobbins 872
Gall Stone Scoop 887
Stomach Clamp Forceps 893
Mayou's Stomach Magnet 363
Mead's Plasters 1323
Meadows' Ecraseurs 760
Intra-Uterine Stem 815
Vaginal Specula 804, 805
Measures, Glass 1399–1401
Pocket Tape 1124
Measuring Standard 1373
Meatome, Thompson's 644
Meat Press 1373
Medicated Bougies 602
Suppositories 913
Medicine Measures 1374
Spoons 1375
Tumblers 1375
Meibomian Cyst Forceps 524–525
,, Scoops 541, 551
Membrane Forceps, Tracheotomy 323, 324
Mendel's Laryngeal Syringe 298
Menthol Insufflators 400
Syringes 297
Mercier's Bi-coudé Catheters 618
Bladder Sounds 693
Mercurial Vapour Baths 333
Mercuric Potassium Iodide Soloids .. 700
Merten's Saw 123
Metacarpal Saws 17
Metal Knife Boxes 15, 65–66, 510, 2034, 2035
Nail Brush Boxes 1351
Needle Cases 172
Pill Boxes 1396
Pocket Cases 202–206
Reels for Suture 170
Scalpel Boxes 65, 66
Shelf for Sterilizers 2057
Metranoikter 756
Metric Measures and Flasks 1169
Metrotomes 775
Meyer's Chest-piece 1144
Hypodermic Syringe 973
Lacrymal Syringe 546
Leg Rests.. 2108
Pessary 824
Post-Nasal Ring Knife 446
Michel's Rhinoscope 479
Suture Appliances 165
Mickulitz' Gland Forceps 77
Œsophagoscopy Instruments 381–383
Peritoneum Forceps 28, 895
Retractor 41

PAGE

Mickulitz' Scoop Jaw Forceps 383
Sponge Holder 383
Tonsil Compressor 305
Micrometers 1004
Microscopes 997–1001
Microscopic Accessories 1003–1009
Dissection Instruments 1005–1006
Lamps 1003
Slide Boxes 1005
Slides and Covers 1005
Syringe 1007
Microtomes 1007–1009
Middlemass Hunt's Nasal Snare 487
Spokeshave 473
Midwife's Bag 1337
Midwifery Instruments 694–742
Bags and Pouches 694–700
Cases, Pocket 700
Forceps 718–724
Sheets 1303
Miescher's Hæmoglobinometer 1122
Milk Sterilizers 2189–2191
Millar's Tubular Air and Water Beds.. 1272
Millboard Splinting 1205
Miller's Cocaine Spray 1096
Milligan's Intra-Tympanic Douche .. 392
Mills' Drop Bottle 1093
Milne Murray's Midwifery Forceps .. 721
Milton's Evacuation Apparatus 681
Intra-Uterine Drainage Tubes .. 758
Lithotrites 688–690, 692
Lithotrity Instruments 674–677, 681, 688–690, 692
Stone Crusher 670
Milward's Inhaler 1076–1077
Minor Operation Instruments 47–91
Mirrors, Aural.. 425–427
Dental 949
Laryngeal 294, 1063
Plate Glass 588, 2039–2040
Retinoscopy 560
Rhinoscopic 478–479
Mitchell's Pile Suture Forceps 908
Mitigated Caustic Points 217
Mittens, Elastic 1252
Moc-Main Trusses 1260
Montagu's Stem Pessary 822
Monthly Nurse's Outfit 1338
Moon's Jaw Splint 1192
Tooth Elevator 940
Morgan's Evacuation Apparatus 682
Midwifery Tractors 736
Suspenders 1257
Morison's Gall Stone Scoop 887
Intestinal Forceps 879
Needles 891
Moritz Schmitz's Laryngeal Forceps .. 275
Morrant Baker's Artery Forceps 23
Pins 117
Tracheotomy Tubes 319
Morris's Bougie Conductor 607
Double-ended Retractors 40
Kidney Forceps 659
Retractors 42
Morse's Abdominal Irrigator 830
Drills 98, 154
Ear Forceps 403

PAGE
Morse's Evacuation Apparatus 682
Mortars and Pestles 1401, 1402
Morton's Ophthalmoscope 557
Motor, Surgical 150–155
Accessories 153–155
Mercury Jet Interrupter ..1152–1153
Moulded Leather Splints 1228, 1236
Mount-Bleyer's Epiglottis Lifter 271
Moullin's (Mansell) Kidney Needles .. 660
Moure's Nasal Septum Instruments .. 464
Mouth Instruments ..246–264, 1101–1111
Gags 1101–1111
Mirrors 949
Needles 180, 253–257
Specula 295
Wedges 1110–1111
Moynihan's Bowel Clamp 879
Broad Ligament Forceps 28
Needles 891
Stomach Clamp Forceps 894
Moynihan's Mickulitz' Forceps .. 28, 895
Mucus Evacuator 724
Mudge's Inhaler 336
Mugs, Spitting 1382
Muirhead Little's Bone Nibbling Forceps 139
Rongeur 120
Stitch Forceps.. 164
Mules' Evisceration Globes 581
,, Scoops 582
Ptosis Instruments.. 509
,, Needles.. 552
Multiple Scarifier 1012, 1016–1017
Murphy's Anastomosis Buttons 873
Chloroform Inhaler 1078
Drainage Tube Button 873
Intestine Clamp 879
Murray's Chloroform Inhaler 1078
India-rubber Chest-pieces 1144
Murray's (C. E.) Flushing Uterine Curette 750
Muscle Extractor 1122
Muslin Bandages 1318
Mustard Plasters 1323
Myles' Tonsil Punch Forceps 308
Lingual Tonsillotome 281
Myoma Screws 858–859
Myringotomes 412–413

N

Nævus Cauteries 67
Needles 61, 62, 63
Nail Brushes 1351
Cleaners 1381
Nippers 1381
Scissors 1380
Nails for Bone 102
Napier's Aural Probes 422
Pessaries 825
Retention Catheter 611
Narcotile, Bengué's 1097
Nasal Instruments 443–493
Bougies 443
Clamp 443
Curettes 447
Deformity Instruments 471
PAGE
Nasal Dilators 447–449
Douches and Syringes 449–451
Duct Probes 543–544
Forceps .. 454–463, 465–468, 500–501
Gouges 469–470
Inspirators 471
Insufflators 354–355
Knives 472–473
Ploughs 470
Polypus Forceps 457–460
Probes 475–477
Raspatories 477
Rougines 488
Saws 480–481
Scissors 464, 482–483
Scoops 484, 499
Septum Instruments 460–465, 469, 473, 482–483, 493
Trephines.. 493
Snares 484–488
Specula 489–493
Sprays 341–348, 1096
Trephines.. 493
Truss 460
Naso-Pharyngeal Curettes 443–447
Forceps 454–455
Mirrors 478–479
Scrapers 443–447
Speculum.. .. .. 490, 492
Sponge Holders 357–359
Nathan Smith's Splint 1201
Necrosis Instruments 92–123
Forceps 113–114
Needle Books 173
Boxes 172–173
Holders 193–197, 255, 552–553
,, Electrolysis 1031–1032
Trays 2168
Tubes 173
Needles, Abdominal Suture .. 173, 184–193, 862–865
Acupressure 174
Acupuncture 174
Aneurysm 59, 62, 63
Broad Ligament 860–861
Cataract 551
Cleft Palate 253–257
Electrolysis 1031–1032
Exploring 224
Eye 551–553
Fistula 791–793
Hernia 78–80
Intestine 890–891
Kidney 660
Ligature 59, 660, 860–861
Mouth 180, 253–257
Nævus 61, 62, 63
Ovariotomy 859–865
Patella 117
Pedicle 859
Post-Mortem 988
Ruptured Perineum 722–727
Saline Infusion 740
Seton 228
Skin Grafting 1019
Suture 173–182
,, in Handles 186–193

PAGE

Neil Griffiths' Aural Speculum 430
Lamp 285
Nasal Dilator 448
,, Speculum 491
Snare 425
Neill's Uterine Probes 776
Nélaton's Bullet Probes.. 31
Cyst Forceps 854
Excision Knives 108
Radius Splints 1190
Urethral Extractor.. 685
" Nelson " Knife and Fork combined .. 1240
Nelson's Inhaler 336
Nephrectomy Instruments 658–660
Nerve Stretcher 144
Nettleship's Canaliculus Probe 543
Eyelid Retractor 566
Ophthalmoscope 558
Neugabauer's Specula 805
Neurectomy Instruments 149
Neurotomy Instruments 149
Neve's Stone Crusher 670
Neville's Leg Splint 1202
Nicoll's Dilating Bougies 606
Guarded Chisels 128
,, Saws 154
Perineal Tubes 628
Night Commodes 2068
Nikitin's Tonsil Punch Forceps 308
Nippers, Nail 1381
Hare-Lip Pin 263
Nipple Shields, with Teats 1375
Nitric Acid Capsules 1169
Nitrite of Amyl Capsules 1093
Nitrous Oxide Apparatus 1087–1092
Gas 1090
Nitrous Oxide and Oxygen Apparatus 1091–1092
Nitze's Cystoscopes 1059–1060
Bladder Phantom 1060
Noebel's Masseur 413
Sphenoidal Punch Forceps 501
Norman Porritt's Chloride of Ethyl Tube 1079
Nose Instruments 443–493
Apparatus for Ether 1078
Deformity Instruments 471
Douches 449–451
Forceps .. 454–463, 465–468, 500–501
Insufflators 354–355
Probes 475–477
Saw 480–481
Scissors 464, 482–483
Snares 484–488
Specula 489–493
Syringes 449–451
Noses, Artificial 1240
Nott's Vagina Speculum 895
Noyes' Eyelid Retractors 566
Eustachian Catheters 399
Nurses' Aprons 2195
Bags 1336–1337
Cases 1338–1339
Chatelaines 207–208
Satchels or Wallets 209–215
Nussbaum's Writers' Cramp Instrument 1236

PAGE

O

Oakum 1302
O'Beirne's Enema 922
Tubes 934
Objectives, Microscopic 102
Obstetric Instruments 694–736
Bags 694–700
Binders 1249
Gloves with Armlets 717
O'Dwyer's Intubation Instruments 327–329
Œsophagoscopy Instruments .. 376–383
Œsophagotome 363
Bougies 361
Electrodes 1042
Forceps 361–362
Sounds 365
Tubes 365–369
Œsophagus Instruments 360–383
O'Hara's Intestinal Forceps 330
Oidtmann's Syringes 927
Oiled Cotton 1319
Paper 1319
Silk 1319
Ointment Introducers, Rectal 910
,, Urethral 648
,, Uterine 775
Pots 1402–1403
Probes, Eye 562
Spreaders.. 1366
O'Kelly's Binaural Stethoscope 1141
Oldham's Ophthalmoscope 558
Perforator 734
Spine Hook 735
Olive Oil Siphon 923
Oliver's Urine Test Case 1156
Test Papers and Apparatus ..1167–1168
Ollier's Rugines 120
Omental Clamps 848
" One Hand " Sprays 344
Onychia Forceps 83
Oophorectomy Drainage Tubes .. 854–855
Open Wove Bandages 1314–1315
Operation Aprons and Coats.. ..2193, 2194
Boots 2193
Caps 2193
Chart 32
Gloves 82
Sleeves 82
Stools 2112–2113
Tables 2069–2102
Ophthalmic Caustic Cases 512
Charts 554
Discs 514
Dressing Tray 519
Drop Bottles 519–521
Lamps 547–548
Ophthalmoscopes 555–559
Optometers 560
Orchitis Bags 1257
Orinasal Inhalers 339–340
Ormsby's Elbow Splint 1187
Ether Inhaler 1079
Glass Drainage Tubes 1296
Operation Chart 32
Oroquieta's Urethra Pipes 654
Orthmann's Vulsellum 764

PAGE

Orthopædic Appliances 1214–1245
Wrenches 114–115
Ossicle Hooks, Macewen's 140
Osteoclasts 114
Osteology 993–994
Osteotome, Ballance's 140
Cryer's 154
Gowan's 116
Macewen's 104
Osteotomy Instruments 92–123
Osteotribes 116
Ostlere's Uterine Catheter 747
Otis' Urethrometers 647
Urethrotome 641
Otophones 438
Otoscope (Auscultation Tube) 414
Otoscopes (Specula) 427–433
Ott's Vaginal Speculum 1068
Ovariotomy Instruments 830–870
Clamps 848–852
Drainage Tubes 854–855
Forceps, Cyst 854
,, Hæmostatic 832–841
,, Pedicle 833, 837–843, 848–849, 852
Needles 859–865
Sponges 1319, 1320
Trocars 868–870
Ovum Forceps 727–731
Owen's (Lloyd) Eye Shade 574
Owen's Mouth Gag 1107
Cleft-Palate Raspatories 258
Oxygen Inhaling Apparatus .. 350–353

P

Packers, Gauze 1306
Padbury's Vaccinator 239
Padded Gloves 1379
Wood Orthopædic Splints .. 1226–1227
Pagenstecher's Celluloid Thread 158
Spoons 576
Paget's Knee Clamps 1217
Knives 61, 62, 63
Paraffin Syringe 475
Pails, Enamelled Iron 2004, 2005
Pake's Microscopic Forceps 1006
Pins 1122
Palate Levers 474
Palette Knives 1406
Palmar Splint, Adams's 1215
Palmer's Vaccinator 239
Palpebral Forceps 531
Panas' Capsular Forceps 522
Frontal Sinus Stilette 502
Syringe 517
Panelectroscope, Leiter's 1064
Panniers, Army 11–13
Panza's Nasal Scissors 482
Paper, Demy 1403
Papier-Maché Bowls 2145
Dressing Trays 1357–1359
Larynx 295
Spitting Mugs 1382
Paquelin's Thermo-Cauteries .. 844–847
Paracentesis Knives, Ear 410–413
Needle, Eye 551–552

PAGE

Paracentesis Trocars 969
Paraffin for Injection 475
Syringes 474–475, 561
Pardoe's Eye-piece 1059
Parker's Chloroform Inhaler 1081
Tenotomy Knives 64–65
Tracheotomy Aspirator 316
,, Canulas .. 313–314, 319
,, Dilators 322
Parker's (Rushton) Raspatory 118
Parker Syms' Prostate Retractor 633
Parkhill's Bone Clamps 95–96
Parnell's Female Urethra Dilator .. 622
Paroleine Sprays 348
Parsons' Electrodes 1029
Parting Tool, Lane's 132
Partitions for Sterilizer Kettles 2181
Patella Hooks 117
Needles 117
Pins 117
Paul's Decalcified Bone Rings 874
,, ,, Tubes 874
Enterotome 881
Glass Tubes 891
Truss for Excision of Rectum .. 1264
Pavy's Pellets 1157
Urine Test Apparatus 1156–1157, 1163–1164
,, ,, Cases 1156
Pawlik's Ureter Catheters 657
Pean's Artery Forceps 23
Vaginal Hysterectomy Forceps .. 835
,, ,, Knives .. 857
,, ,, Retractors 866
Pearse's Bladder Trocar 966
Peaslee's Intra-Uterine Stem 815
Metrotome 775
Pedicle Clamps 848–852
Forceps .. 833, 837–843, 848–849, 852
Needles 859–865
Pins 850
Silk 867
Pedley's Fractured Jaw Instruments .. 1192
Pegler's Nasal Dressing Forceps 456
,, Knives 473
,, Probe 477
Scissors 483
Pellier's Eyelid Retractor 567
Pelvic-Abscess Trocar 785
Pelvimeters 731–733
Pelvis, Female 994
Pemberton's Hand Splints 1191
Pencils, Skin 1125, 1130
Penis Amputation Appliance 1265
Pennington's Clamps 904
Penny's Empyema Tubes 75
Percusso-Punctator 1017
Percussors 1125–1128
Perforators 733–734
Antrum 494, 496–497
Perimeters 590–592
Charts 590, 592
Perineal Bandages 1318
Drainage Tubes 628–629
Section Instruments 626–628
Perineorraphy Needles 734
Scissors 734

PAGE

Perineum Guard 735
Needles 724–727
Periosteal Elevators .. 117–119, 257–259
Peritoneum Forceps 894–895
Hook 857
Peritonsilar Forceps 269
Knives 106
Perrin's Artificial Eye 511
Personal Weighing Machines ..1388, 1389
Pessaries 817–829
Rectum 910
Peter's Bone Awl 92, 98
Lion Forceps 110
Petit's Tourniquets 45
Petroleum Burners for Sterilizers.. .. 2182
Pewter Bed-Pans 1344, 1346
Bleeding Bowls 1349
Ear Syringes 388
Feeding Cups 1365
Funnels 1398
Spitting Mugs 1382
Stomach Warmers 1384
Urinals 1386
Pezzer's Retention Catheters .. 611, 638
Phantoms for practising Eye Operations 562
Bladder 1060
Pharyngeal Bistoury 295
Curette 267, 268
Forceps 271–276
Spatula 295
Sponge Holders 358–359
Phelps' Box Splint 1202
Phillips' Sonde à vis 614
Phonendoscopes 1130–1141
Phymosis Instruments 629–631
Forceps 630
Pick's Multiple Scarifier 1017
Urethra Specula 634
Pilcher's Eustachian Catheters 399
Nose Speculum 491
Pile Clamps 902–904
Forceps 906–908
Scissors 911–912
Pill Boxes 1396–1397
Knives 1406
Machines 1403
Tiles 1403
Pillows, Air 658, 1271–1272
Water 1273
Pinard's Dilator 735
Pin Cushions 208
Pin-cutting Forceps 263
Pincus' (Ludwig) Vaporizer 787
Pin Legs 1242
Pink Jaconet 1274
Pins, Acupressure 174
Acupuncture 174
Aneurysm 58
Colotomy 884
Hare-Lip 262
Morrant Baker's 117
Patella 181
Pedicle 250
Safety 1299
Vaccine 242
Varix 182
Wyeth's 42

PAGE

Pipettes 1170
Placenta Forceps 727–731
Placido Disc 586
Plaster Irons 1404
Plaster Warming Tins 1376
Plaster of Paris 1316
Bandages 1315–1316
Bandage Roller 1290
Cutters, Saws and Shears ..1291–1292
Plasters 1321–1323
Durham's 1321
For Bed Sores 1321
"Leicester" 1321–1322
Leslie's 1322
Leukoplast 1323
Mead's 1323
Vulnoplast 1323
Plates, Senn's Bone 871
Platinum Cautery Burners 512
Electric ,, ...1053–1056
Platinum-Iridium Needles 738, 960, 971–979
Playfair's Pessary 821
Probes 776
Plessers 1128
Pleximeters 1125, 1126, 1128
Plüger's Vitreous Bodies 581
Plugs, Catheter 621
Colotomy 883
Rectum 911
Tracheotomy 325
Pneumatic Tractor, Woakes' 414
Pocket Cases 198–206
,, Empty 206
,, Metal 202–206
,, Midwifery 700
Catgut Holders 167
Dressing Instruments 198–233
Knives 224–230
Lenses 554, 1123
Measures 1124
Ophthalmoscopes 558
Perineum Needles 726
Spittoons 1383–1384
Test Types 587
Podrez's Conductor 146
Polarizing Apparatus 1004
Politzer's Acumeter 387
Aural Set 386
,, Curettes 397
,, Forceps 403
,, Scissors 423
,, Sound Magnifiers 437
,, Syringe 393
Foruncle Knife 411
Myringotomes 412
Nasal Syringe 451
Politzerisation Apparatus 415–419
Pollard's Empyema Tubes 75
Pollock's Pile Clamp 902–904
Polyptrite, Aveling's 775
Polypus Forceps, Aural 401–407
,, Nasal 457–460
,, Uterine 761–766
Snares 424–425, 484–488
Porcelain Racks for Knives 2169
Thermometers 1385
Poroplastic Felt 1205

PAGE

Poroplastic Jackets 1232–1233
Splints 1183, 1227, 1228
Porrier's Peritoneum Forceps 895
Porritt's Chloride of Ethyl Tube 1079
Portable Lamps 747
Porte Caustique, Uterine 722
Porter Mathew's Axis Traction Forceps 980–992
Post-Mortem Instruments 983
Apron 985
Chisels 992
Cones 986
Gloves 986
Hammers 987
Knives 988
Needles 988
Retractors 989
Saws 990–991
Scissors 2196–2198
Tables 443–447
Post-Nasal Curettes 454–455
Forceps 482
Scissors 357–359
Sponge Holders 341–348, 1096
Sprays 452
Syringes 957–958
Potain's Aspirator 904
Potarca's Cork Cylinders for Hæmorrhoids 1397
Pots, Decoction 1398
Infusion 1402–1403
Ointment 1382–1383
Spitting 1403
Vaseline 1185
Potts' Hollow Splints 694
Pouches, Midwifery 938
Tooth 1376
Poultice Basins 766
Pounds' Ventrifixation Forceps 1396–1397
Powder Boxes 1404
Folders 354–356, 774
Insufflators 969
Powell's (Douglas) Trocars 559
Powell's Electric Light Ophthalmoscope 643
Powell's (Wyndham) Nibbling Forceps 607
Urethral Bougies 641
,, Curette 641
,, Drop Tube 643
,, Forceps 650
,, Irrigators 644
,, Knife 1067
Urethroscope 836
Pozzi's Artery Forceps 842
Broad Ligament Forceps 851
Elastic Ligature Clamp 196
Needle Holder 806
Vaginal Hysterectomy Retractors 29, 30
Pratt's Bullet Forceps 712
Preiss' Cervix Dilator 631
Prepuce Dilators 1373
Press, Meat 961
Prichard's Exploring Syringe 513
Pridgin Teale's Curette and Cystitome 69
Director 90
Scrapers 755
Priestley's Cervix Dilators 289–290
Priestley Smith's Candle Lamp .. 590
Perimeter 531
Priestley Smith's Rectus Forceps .. 531
Prince's Rectus Forceps 430
Pritchard's Aural Specula 663
Lithotomy Straps 364–365
Probangs 419–423
Probes, Aural 31
Bullet 542–543
Canaliculus 1298
Drainage Tube 501
Frontal Sinus 776
Gervis' 542–543
Lacrymal 266, 295–296
Laryngeal 475–477
Nasal 542–543
,, Duct 776
Playfair's 231–232
Pocket Case 85, 232, 501
Sinus 141
Trephining 776
Uterine 776
,, Caustic 1107
Probyn Williams' Mouth Gag 920
Proctoscopes 1263
Prolapsus Ani Bands and Trusses .. 1264
Uteri Bands and Trusses 617–619
Prostate Catheters 632
Depressor 633
Retractors 632
Scissors 653–654
Syringes 1302
Protective Oiled Silk 1302
Tissue 1231
Protheroe Smith's Spinal Apparatus .. 411
Prout's Ear Knife and Director 1157
Urine Test Cabinet 245
Provac 509
Ptosis Instruments 552
Needles 1177
Pulleys, Dislocation 1206–1208
For Extension 1376
Pulse Glasses 1131
Manometer 102
Punch for Bone Staples 80
For Hernia Staples 1017
Punctator, Brindley-James' 1017
Smart's 559
Pupilometers 1161
Purinometers 403
Purves' Aural Forceps 426
,, Mirror 422
,, Probes 424
,, Scissors 431
,, Specula 399
Eustachian Catheters 141
Pus Seeker, Horsley's 873
Pye-Smith's Murphy Button Forceps .. 854
Ovarian Cyst Forceps 2183
Swab Squeezing Forceps 2129
Wash-Stand 892–894
Pylorectomy Clamps .. .. ..

Q

Quadruped Nose Douche 2183
Quer's Aural Curette 409
Quills, Suture 727
Quinland's Nasal Cutting Forceps .. 468

PAGE

R

Rabagliati's Ovum Forceps 730
Rack Elbow Splints 1188
Racks for Amputation Knives 15, 2036, 2169
For Eye Instruments 510, 2035, 2036, 2169
For Scalpels, etc. ..66, 2035, 2036, 2169
For Sounds 2037
Radium Applicator 368
Radius Splints 1189–1191
Railway Catheters 614
Conveniences 1266–1270
Ramsay's Capsular Forceps 522
Hot Water Bath 561
Iridectomy Knife 538
Paraffin Syringe 561
Ramsay's (Winson) Uterine Dilator .. 755
Ramsbotham's Decapitator 710
Raspatories .. 70, 117–119, 257–259, 477
Cleft Palate 257–259
Nasal 477
Rattan Cane Splints 1185
Rat Tooth Forceps 72
Rauchfuss' Insufflator 356
Raw's Blood Catheter 613
Razors 1017
Skin-grafting 1018–1019
Razor Strops 83
Reading Test Types 587
Reamers, Lane's 98–100
Recamier's Uterine Curette 749
Reclination Needles 551
Recto-Vaginal Fistula Instruments 788–795
Rectum Instruments 897–921
Alimentation Tube.. 926
Bougies 898–899
Clamps 902–904
Cooler 897
Dilators 904–905
Douches 922–935
Electrode 1043
Excision Truss.. 1264
Inflation Bags 667
Ointment Introducers 910
Pessaries 910
Plugs 911
Specula 914–921
Trusses 1263
Tubes 934–935
Rectus Forceps 531
Redressor, Uterine 782
Reed's Intra-gastric Electrode 1044
Reels, Glass, for Sutures 170
Metal, for Sutures 170
Reeves' Graduated Chisels 104
Specula 807, 917
Reflecting Mirrors, Ear 425–427
,, Rhinoscopic .. 478–479
Reginald Harrison's Lithotomy Tubes 673
Stone Crusher 671
Reid's Cervix Dilator 756
Vaginal Speculum 807
Reid's (St. George) Audiometer 388
Reindeer Tendons 159
Renal Catheters 657
Rendle's Anæsthetic Inhaler 1081

PAGE
Renton's Appendicectomy Clamp .. 882
Bowel Clamps 880
Protective Tissue 1302
Repositors, Iris 535
Uterine 828–829
Resection Instruments 92–123
Director 105
Saws 121–123
Reservoir Stands 2014
Reservoirs for Douches ..930–932, 1323–1325
Glass 2008
Respirators 338–340
Inhaling 338–340
Restraint Appliances 1377–1379
Rests, Arm 2104–2105
Back.. .. .. 1346–1347, 2110
Bed 1346–1348
Foot 2106
Head.. .. .. 2074, 2106
Leg 1348, 1378, 2101, 2107–2109
Skull 991–992
Retention Catheters 611
Retinoscopy Mirrors 560
Test Set 583
Retractors 33–42
Abdominal 34–42
Amputation 33–42
Automatic 35, 36, 37–39
Cheek 33
Eyelid 563–568
Gervis' 786
Gowan's 116
Intestinal 39
Mastoid 142
Post-Mortem 988
Prostate 633
Supra-Pubic 639
Tracheotomy 326
Tragus 433
Reverdin's Suture Needles 490
Rheophores 1039–1045
Rheostat, Gaiffe's 1030
For Continuous Current 1052
Rhinometer, Blake's 478
Rhinoscopes 478–479
Rib Raspatories 117–119
Shears 95, 988–989
Ribes' (Champetier de) Dilating Bag 713–715
Richardson's Ether Spray 1096
Serrated Scissors 912
Sphygmograph 1131–1132
Riche's Stopping Forceps 953
Ricord's Phymosis Forceps 630
Rectum Speculum 917
Vagina Speculum 807
Riddell's Needle Holder 191
Rider's Sprain Appliance 1253
Riding Bolts 1251
Ridley's Canaliculus Knife 540
Eyelid Syringe 517
Rigby's Perforator 734
Ring Pessaries 824–827
Rings, Varicocele 1257
Riva Rocci Apparatus 1131
Robbin's Ether 1096
Roberts' Exploring Trocars 969
Roberts' (Lloyd) Uterine Forceps .. 764

PAGE

Roberts' Vaginal Douche Pipes 937
Robertson's Funis Instruments 717
Tympanic Syringe 393
Robertson's (Argyle) Lacrymal Probes 542
Robinson's Acne Spud 1013
Commedone Extractor 1013
Helix Needle 191
Raspatory 119
Robson's (Mayo) Catgut Sterilizer .. 2175
Decalcified Bone Bobbins 872
Gall Stone Scoop 887
Stomach Clamp Forceps 893
Rochon-Duvignaud's Capsular Forceps 523
Capsular Scissors 572
Sclera Transillumination Apparatus 549
Rocking Microtome 1008
Rodman's Chloroform Drop Bottle .. 1093
Rodocanachi's Extension Apparatus .. 1207
Roger's Bullet Forceps 29
Cone Muscle Test 586
Rolandometer 143
Rollers for Bandages 1288–1290
Rolston's Tarsal Cyst Forceps 524
Ronaldson Clark's Lithotrite 691
Rongeurs 133–139
Rope Ecraseur 851
Roper's Craniotomy Forceps 709
Vaginal Speculum 807
Rose's Cleft Palate Forceps 250
,, Needles 254
,, Raspatories 259
Mouth Gag 1107
Neurectomy and Neurotomy Hooks 149
,, ,, ,, Trephines 149
Rose's (Cooper) Epistaxis Plug 453
Vaccinators 239
Roser's Laryngeal Dilators 269
Ross' Microscope 1000
Roth's Nasal Speculum 491
Scoliosometer 1130
Roughton's Splint 1202
Routh's Intra-Uterine Stem 816
Metrotome 775
Needle 192
Roux's Antitoxin Syringe 978
Hernia Staples 80
Ruault's Tonsil Punch Forceps 308
Rubel's Suture Segregator 156
Rugines 120, 121, 480
Rugs for Lunatics 1379
Rumboll Birch Anæsthetic Inhalers 1089, 1092
Rupprecht's Septum Forceps 463
Ruptured Perineum Needles .. 724–727
Rushton Parker's Raspatory 118
Russ Wood's Drop Bottle 519
Russell Coombe's Empyema Tube .. 73
Peritoneum Forceps 895
Russell Simpson's Basilyst 702
Uterine Sound 781
Vulsella 772
Russell & West's Urea Test Apparatus 1166
Ryall's Rectal Ointment Introducer .. 910

S

Saccharometers 1162–1164
Safety Pins 1299–1300

PAGE

St. Clair Buxton's Rheophore 1042
St. Clair Thomson's Adenoid Curette .. 447
Adenoid Forceps 455
Bone Nibbling Forceps 134
Peritonsilar Forceps 269
St. George Reid's Audiometer 388
Sal Alembroth Dressings 1302, 1304, 1305, 1306, 1307
Salicylic Dressings 1303, 1308
Saline Infusion Apparatus 738–740
,, Stand 2067
Salmon Gut 163
Salmon's Pile Hooks 909
,, Scissors 912
Salmon & Ody's Trusses 1260
Salter's Back Splint 1193
Fracture Cradles 1180
Samways' Dressing Case 1293
Tourniquets 45
Sand Glasses, 5-minute 2138
Sänger's Drainage Tubes 1297
Sanitary Towels 1303
Sankey's Forceps 324
Sansom's Plesser 1128
Sargent's Intestine Depressor 889
,, Forceps 881
Sass's Compressed Air Spray 347
Satchels, Nurses' 209–215
Saunders' Needle 551
Savory's Extension Splint 1202
Savory & Moore's Discs, Ophthalmic .. 514
Saws, Adams' 121
Amputation 16–17
Butcher's 17
Chain 121
Doyen's Skull 145
Finger 17
For use with Motor 155
Fripp's 122
Gigli's 146
Hey's 145
Hunter Mackenzie's 481
Jaw 122–123
Jones' 121
Keyhole 122
Laminectomy 145
Macewen's 145
Metacarpal 17
Nasal 480
Osteotomy 121–123
Post-Mortem 989
Resection 121–123
Skull 145–146, 155
Spine 145
Tubby's 121
Wood's 123
Sayre's Apparatus 1234–1235
Bandages 1314
Jackets 1325
Scalers, Dental 950
Scales 1404–1405
Baby 1389
Dispensing 1405
Scalpel Boxes 65–66, 2035
Racks 66, 2036, 2069
Scalpels 61, 62, 63
and Dissectors 63

PAGE

Scalpels, Eye 539
Hare-lip 264
Pocket Case 225–229
and Raspatory 60, 62, 539
Scarificators 1012
Scarifiers, Dermatological 1016–1017
Scarifying Knives, Eyelid 541
,, Uterine 776
Scarpa's Needle 551
Shoes 1225
Schatz's Metranoikter 756
Schech's Galvanic Cauteries 1055
Schimmelbusch's Chloroform Inhaler .. 1082
Operation Table 2094
Sterilizers and Kettles 2153–2154, 2176, 2181
Schleich's Apparatus 1100
Schmidthuisen's Nasal Dilators 448
Schnitzler's Spray 344
Schofield's Chest-piece 1144
Stem Pessary 825
Schötz's Nasal Gouge 469
Schrötter's Laryngeal Instruments .. 275
,, Dilators 269
,, Insufflator .. 356
Schultze's Diagrams 994
Ovum Forceps 730
Phantom 994
Uterine Forceps 765
Schwartz's Tenotomes 411
Scissors, Aural 423–424
Bone 94
Bowel 984
Capsular 572
Cleft Palate 259–260
Dissection 990, 1006
Doyen's Flesh Cutting 86
Dressing 85–87, 222–223
Duct 990–991
Embryotomy 716
Emmet's 778–779
Entomological 1006
Eye 568–573
Fistula 911
Fitzgerald's 571
Frænum 717
Greig Smith's 86
Hare-Lip 264
Iris 572–573
Kidney 660
Ladies' Sets 1381
Leeds Infirmary Pattern 86
Microscopic 1006
Nail 1380–1381
Nasal 482–483
Nephrectomy 660
Perineorraphy 734
Pile 911–912
Post-Mortem 984, 990–991
Prostate 632
Rectum 911–912
Shop 1406
Skin-grafting 1020
Stevens' Tenotomy 571
Strabismus 571
Surgery 1379–1381, 1406
Toe-Nail 1380

PAGE

Scissors, Tonsil 307
Uterine 777–779
Uvula 309–310
Ward 1379, 1406
Scoliosometer 1130
Scoops, Attic 129
Aural 396–398, 408
Barker's Hollow 88
for Bone, Sinuses, etc. 88–91
Boric Acid 745
Bullet 32
Cholelithotomy 886–887
for Fæcal Deposits 912
Gall-Stone 886–887
Gland 76
Lithotomy 667
Mastoid 143–144
Meibomian 541, 551
Nasal 484, 499
Powder 745, 1406
Tarsal Cyst 541, 551
Uterine 748–750
Scored Splinting 1205
Scott's (Kenneth) Trichiasis Forceps .. 532
Scott's (Sydney) Splint 1203
Scrapers, Adenoid 443–447
for Bone, Sinuses, etc. 89–91
Lupus 1015–1016
Pocket Case 232
Uterine 748–750
Screens, Ward 2114–2115
,, Aseptic 2114–2115
Screw-drivers 100, 101
Screw Bolts and Nuts, Fracture 101
Cutting Forceps 101
Screws, Bone 101
Myoma 858–859
Search-Lights, Electric 1061
Searchers, Dental 950
Sea-Tangle Tents 785
Secker Walker's Suction Instrument .. 580
Secondary Knives 537
Section Knives and Razors 1006
Lifters 1006
Seekers for use with Trephines .. 131, 144
Microscopic 1006
Segregators, Suture 156
Urine 654–655
Sells' Catheter Plugs 621
Semon's Laryngeal Mirror with Electric Light 1063
Laryngoscope 291
Senn's Bone Plates 874
Septum Forceps 160–163
Sequestrum Forceps 113–114
Serrefines 24
Serré-Nœuds 849–851
Wires 850
Serum Syringes 978–979
Seton Needles 228
Tapes 88
Seutin's Shears 1292
Sexton's Aural Knives 411
Forceps 404
Shades, Eye 574–575
Shaw's Dental Engine 947
Vaginal Speculum 808

PAGE

Shears, Bandage 1291–1292
Rib 95, 988–989
Sheen's Analgesia Apparatus 1100
Bullet Forceps.. 30
,, Probe 30
Sheeting, Waterproof 1274
Sheild's (Marmaduke) Director 68
Sheill's (Spencer) Mucus Evacuator .. 724
Shelves, Glass 2007
Metal 2057
Shields, Vaccination 244
Wound 1300
Shoes, Crutch 1245
Talipes 1225
Shop Scissors 1406
Shortt's Vaccinator 240
Shot Canisters 1208
Compressor 160
Lead, for Extension 1208
Perforated 160
Perforators 160
Shot and Coil Sutures 160
Shoulder Caps 1177
Sichel's Cataract Knife 536
Sick-room Appliances 1336–1393
Charts 1354–1355
Siegel's Pneumatic Ear Speculum 431–432
Sprays 349
Siegmund's Syringes 651
Sieveking's Æsthesiometer 1113
Sigmoid Catheters 705–706
Sigmoidoscope 917, 1064
Signoroni's Tourniquet 46
Silicate of Potass Solution 1205
Silk, Dentists'.. 160
Eye Suture 160
Floss 160
Ligature and Suture 160
Oiled 1319
Pedicle 867
Sterilized 161
Silk's Anæsthetic Apparatus 1075, 1079, 1082
,, Tube for Mouth 1075
Inhalers 1079, 1082
Silkworm Gut 163
,, Cutter 163
,, Forceps 163
Silver Wire 164
Simeon Snell's Electric Lamp 1063
Electrolysis Needle Holder 1032
Eye Cautery 512
,, Instrument Sterilizer 2167
,, Magnet 550
,, Protectors 575
Iris Scissors 573
Nasal Duct Probes.. 514
Scalpel and Raspatory 539
Spuds 577
Simon's Angular Scoops 634
Female Urethra Dilators 622
Sharp Spoons 634
Uterine Curettes 634
Vaginal Specula 809
Simplex Inhaler 1073
Simpson's Axis Traction Forceps .. 723
Basilysts 702
Craniotomy Forceps 709

PAGE

Simpson's Drop Bottles 520
Exploring Trocar 967
Intra-Uterine Stem.. 815
Metrotome 775
Midwifery Forceps 718, 719
Ovum Forceps.. 731
Perforator 734
Porte-Caustique 747
Shelf Pessary 825
Tubular Needles 192
Uterine Scrapers 749
,, Sound 781
Vulsella 772
Sims' Abdominal Needles 173
Catheters 706
Cervix Dilator 757
Curettes 749
Enucleators 761
Fine Hooks 773
Fistula Knife 791
,, Needles 176
Guarded Tumour Hook.. 786
Knife 775
Needle Holder 196
Needles 173, 176
Sigmoid Catheter 706
Tenaculum Forceps 773
Uterine Elevator 782
,, Redressor 782
,, Scrapers 749
,, Sound.. 781
Vaginal Depressor 786
,, Specula 809–811
Vaginismus Dilators 758
Sinclair's Capsular Forceps 523
Circumcision Clamp 629
Sinclair White's Gall Bladder Tray .. 885
Sinks 2116–2117, 2142–2144
Sinus Dilator 88
Forceps 88
Pipes 1328, 1329
Probes 85, 232
Scissors, Bryant's 85
Scrapers 88–91
Siphons, Bladder 595–596
Ear 390–391
Eye 516
Nose 449
Rectum 923–926, 930–933
Stomach 369
Uterus 923–933
Wound 1323–1329
Six's Thermometers 1385
Skeletons 993–994
Skene's Female Catheter 706
Skey's Tourniquet 46
Skin-grafting Instruments 1018–1020
Razors 1018–1019
Scissors 1020
Skin Pencils 1125, 1130
Skinner's Chest-piece 1144
Chloroform Inhaler.. 1083
Skull Elevators 130–131
Forceps 144
Instruments 124–155
Rests 991–992
Saws 145–146, 154–155

PAGE

Skull Trephines 147–148, 155
Skulls, Articulated and Disarticulated 994
Skutch's Pelvimeter 733
Slaughter's Plaster of Paris Bandage Roller 1290
Sleeves, Operation 1292
Slide Cases, Microscopic 1005
Slides, Microscopic 1005
Slings, Arm 1175
Foot 1177
Slipper Bed Pans 1345–1346
Slippery Elm Tents 785
Sloan's Dilators 757
Smart's Dermic Punctator 1017
Smith's Cautery Irons 901
Clamp Forceps 903
Cleft Palate Needle 255
,, ,, Raspatories 259
,, ,, Scissors 259
Douche Pipes 937
Hare-Lip Forceps 262
Mouth Gag 1108
Nasal Septum Forceps 463
Needle Holder and Needles 255
Pile Clamp 903
Urethral Speculum 635
Smith's (Alder) Croton Oil Pricker .. 1013
Depilatory Forceps 1014
Scraper Knives 1015
Smith's (Greig) Artery Forceps 20
Bowel Clamp 876
Compression Forceps 833
Dissection Forceps 71
Kolpo Hysterectomy Clamp 841
Ligature Forceps 189
,, Holder 167
Myoma Screw 859
Needle Holder 863
Retractor 639
Smith's (Heywood) Ecraseur 760
Ovum Forceps 729
Tumour Forceps 763–764
Uterine Dilators 754
,, Sound 780
Vaginal Specula 811
Smith's (Johnson) Extension Apparatus 1207
Smith's (Nathan) Splint 1201
Smith's (Priestley) Candle Lamp .. 289–290
Perimeter 590
Rectus Forceps 531
Smith's (Sir Thomas) Palate Knife .. 252
Smith's (Wilson) Inhaler 1086
Smyly's Forceps 276
Snake Bite Lancets 230
Snares, Aural 424–425
Nasal 484–488
Snell's Cauteries 512
Electro-Magnet 550
Electrolysis Needle Holder 1032
Eye Instrument Sterilizer 2167
Eye Spuds 577
Iris Scissors 573
,, Spatula 535
Nasal Duct Probes 544
Ophthalmoscope 559
Scalpel and Raspatory 539

PAGE

Snellen's Entropium Forceps 524
Eye Shields 575
Test Types 587
Vectis 576
Snow & Lewis' Stopping Mallet 952
Snow's Chloroform Inhaler 1084
Snyder's Vaginal Pipes 937
Soap, Carbolic 709
Socks, Elastic 1252–1253
Wire Elastic 1253
Soelberg's (Wells) Lacrymal Syringe .. 547
Soloids, Mercuric Potassium Iodide .. 700
Solution, Battery 1050
Solutions, Hypodermic 977
Sound Deadeners 442
Sounds, Aural 400
Bladder 598–607, 692–693
Bladder Cooling 608
Eustachian 400
Laryngeal 296
Œsophagus 365
Stricture 598–607
Urethral 598–607
Uterine 780–782
Southey's Trocars 970
Soxhlet's Apparatus 2191
Spamer's Batteries 1037–1038
Spamer-Taube's Battery 1038
Spanton's Hernia Needles 79
Uterine Instruments 744
Vaginal Specula 812
Spatulas, Bone 1406
Eyelid 567–568
Iris 533–535
Pharyngeal 295
Pocket Case 233
Steel, Ointment, etc. 1406
Specimen Bottle, Urine 1170
Spectacle Frames 584–585
Specula, Aural 427–433
Bath 937
Eye 563–567
Female Urethra 622–623, 656
Mouth 295
Nasal 489–493
Naso-Pharyngeal 492
Rectum 914–921
Urethra 634–635, 1065
Vaginal 796–813
Spencer's Perineum Needle 726
Spencer Sheill's Mucus Evacuator .. 724
Spencer Watson's Nasal Retractor .. 492
Spencer Wells's Artery Forceps 24–26
Clamps 852
Needle Holder 197
Omental Clamps 848
Ovariotomy Trocars 869
Pedicle Forceps 837–838
,, Needle 859
Suture Needles 173
Sphenoidal Punch Forceps 501
Spheres, Loaded 1123
Sphincterometer 919
Sphincteroscope 919
Sphygmograph Paper 1131
Sphygmographs 1131–1132
Sphygmometers 1131

PAGE

Spiesz' Nose Speculum 493
Spinal Appliances 1229–1235
„ Mattress 1229
Spine Hooks, Oldham's 735
Ice and Water Bags 1275, 1278
Saws 989
Wrenches 992
Spiral Iced Water Caps 1278
Tourniquet 45
Spirit Lamps 1011, 1129, 1170, 2170
Spirometers 1132
Spitting Mugs 1382
Pots 1382–1383
Spittoons 1383–1384
Spivak's Auto-Insufflator 374
Splint Anvils 1175
Splinter Forceps 220
Splints 1173–1213
Arm 1182–1191
Clavicle 1176
Elbow 1186–1188
Finger 1191
Ham 1197
Hand 1191
Hip 1193–1204, 1211–1213
Humerus 1188–1189
Iron Bendable 1191
Jaw 1192
Knee 1193–1205, 1211
Leg 1193–1204
Levis' Metallic 1208–1210
Nose 461–464
Padding 1321
Patella 1201–1210
Straps 1205
Talipes 1220–1223
Thigh 1193–1204
Thomas's 1211–1213
Thumb 1191
Tin for Plaster 1191
Spokeshave, Carmalt-Jones 472
Hunt's 473
Sponges 1312, 1319–1320
Artificial 1294, 1312, 1320
Bath 1319
India-rubber 1320
Ovariotomy 1319–1320
Pharyngeal 265–266
Sterilized 1320
Throat 265–266
Wound 1319–1320
Sponge Cloths and Towels 1311–1313
Holders 357–359
Holding Forceps 359
„ „ Urethral 642
Jars 2152
Tents 785
Tent Introducers 785
Spongio Piline 1320
Spoon Excavators 948
Spoons, Dermatological 1015–1016
Eye 575–576
Incus 410
Medicine 1375
Uterine 748–750
Volkmann's, etc. 88–91
Spratley's Vaccinator 240

PAGE

Sprays, Anæsthetic 1281–1283
Apparatus for Stomach 375
Cocaine 1096
Compressed Air 347
Nasal 343–347, 348
"One Hand" 344, 1282
Paroleine 348
Post-Nasal 341, 343, 345, 348
Throat 341–349
Vaseline 348
Spring Clips 1326–1327
Springs for Flat Foot 1219
Spuds, Eye 576–577
Spurrell's Catheter Plug 621
Squarey's Intra-Uterine Stem 816
Squire's (Balmanno) Hair Clippers .. 1014
Lupus Scoop 1016
Multiple Scarifier 1016
Urethra Syringe 652
Stæcke's Guide 133
Gouge 133
Staffs, Lithotomy 668
Syme's 627
Wheelhouse's 628
Stamps, India-rubber 1119
Stands for Bronchitis Kettles 332
Stanley's Fistula Director 905
Stanley Boyd's Hernia Directors 69
Scrapers 91
Stanley Green's Aural Dressing Forceps 404
Stanley Raw's Blood Catheter 613
Stanmore Bishop's Anastomosis Bobbins 874
Bougies 606
Needle Holder 197
Trocar 870
Staples, Bone 102
Hernia 80
Starch Bandage Shears 1291–1292
Staveley's Introducer 328
Stayes, Spinal 1233
Steam Sprays, Carbolic 1283
Throat 348–349
Steaming Apparatus for Poroplastic Felt 1233
Steele's Hydrostatic Dilators 713
Nasal Septum Forceps 463
Steele Perkins's Obstetric Binder 1249
Steer's Bed Cradle 1181
Stellwagen's Trephine 148
Stem Pessaries 817, 819, 820, 822, 824, 825
Stems, Intra-Uterine 814–817
Stephenson's Eyelid Retractor 567
Metal Eye-Shades 575
Trachoma Forceps 532
Steps for Operation Tables 2110
Sterilized Dressings 1308–1310
Silk 161
Sponges 1320
Sterilizers 2153–2186
Catgut 2174–2175
Catheter 2163
Dressing .. 2157–2160, 2166, 2176–2182
Forceps 2168
Milk 2189–2191
Sternes' Stethoscope 1143
Stethoscope Clips 1136
Stethoscopes 1132–1144
Stevens' Eye Needle Holder 553

PAGE

Stevens' Fixation Forceps 528
Retractor 567
Strabismus Hook 534
Tenotomy Scissors 571
,, Set 409
Thermal Air Chamber 324
Vaccinator 240
Stevenson's Eye Probe 562
Stewart's Aural Probes 422
Hernia Forceps 78
Intra-Tympanic Syringe 393
Stilette, Frontal Sinus 502
Stilettoes, Kidney 658
Stilling's Canaliculus Knife 540
Stirring Rods 1407
Stitch Forceps 164
Stockings, etc., Elastic 1252–1253
Stoewer's Suction Instrument 579
Stöhrer's Batteries .. 1025, 1028, 1038
Stoker's Nasal Bougies 443
,, Forceps 459
Oxygen Apparatus 353
Urine Test Stand 1159
Stomach Instruments .. 360–383, 871–896
Pumps 368–369, 371
Warmers 1384
Stone Crushers 669–671
Stools, Operation, etc. 2112–2113
Stopcocks 1327
Stopper Loosener 1407
Stopping Instruments, Dental .. 951–953
Forceps, Dental 953
Tooth 951–952
Störck's Laryngoscope 291
Polypus Forceps 460
Rhinoscope 479
Tracheal Canula 319
Strabismus Hooks 534
Scissors 571
Strabometers 578
Strait Jackets 1379
Strangman Grubb's Dressing Tray .. 1359
Spray Producer 344
Strapping 1321–1323
Straps, Cleft Palate 260
Lithotomy 664
Strauss' Sigmoidoscope 917, 1064
Streatfield's Spatula Hook 533
Stretchers 1330–1335
Stricture Dilators 635–636
Stricturotome, Thomas's 540
Stromeyer's Cushion 1189
Strops 83
Stroschein's Drop Bottles 521
Stuart Low's Mallet 112
Studdert's Tonsil Forceps 305
Style Forceps 579
Styles, Lacrymal 578–579
Vaccino 241
Stypium 1303
Styptic Tow 1303
Wool 1303
Sub-conjunctival Syringe 517
Subcutaneous Syringes 971–979
Sublimate Dressings 1303
Suction Instruments, Cataract .. 579–580
Syringe, Bladder 598

PAGE

Suction Syringe, Lawson Tait's 868
Sulphate of Zinc Points 217
Suppositories, Medicated 913
Suppository Moulds 913
Tubes 913
Supra-Pubic Instruments 636–641, 665–666
Drainage Tubes 637–638
Dressing 637
Suction Apparatus 640
Urinal 1266
Surface Thermometers 1148
Surgery Scissors 1406
Sundries 1394–1407
Surgical Bags, N. Hay Forbes' 55
Dressing 1303
Motor 150–155
Pocket Knives 224–229
Suspenders 1254–1257
Suspension Apparatus, Hodgen's 1234–1235
,, for Locomotor Ataxy 1235
,, Sayre's 1234
Sutcliffe's Gland Forceps 77
Vaccine Discs 242
Sutton's (Bland) Artery Forceps .. 18, 832
Suture Adjusters 261
Buttons 156
Clamp, Barker's 156
Forceps 24, 163, 220, 888, 894
Holders 167–170
Metal, Michel's 165
Needles, etc. 173–193
Quills, Ivory 727
Scissors 87
Segregator 156
Silk, Eye 160
Silks, Wires, etc. 156–164
Winders 171
Swab Squeezing Forceps 2183
Swain's (Dr. James) Bowel Clamp .. 881
Intestine Clamp 881
Vulsellum 772
Swain's Mouth Gag 1108
Swan's Somnoform Inhaler 1084
Swayne's (Dr. Walter) Silkworm Gut Cutter 163
Swift's Microscopes 1001
Sydney Jones's Cyst Forceps 854
Pile Clamp 904
Sym's Sets of Eye Instruments 507
Entropium Forceps 525
Iridectomy Knife 538
Spud 577
Syms' Prostatic Retractor 633
Symes' Abscess Knife 62, 63, 226, 227, 228, 229
Aneurysm Needles 59, 62, 63, 224, 226
Artery Forceps 26
Joint Knife 14
Staff 627
Symonds' Drop Bottle 1093
Symonds' (Charters) Adenoid Forceps 455
Antrum Instruments 494, 497
,, Syringe 498
Forceps for Turbinated Bone .. 468
Laryngoscope 292
Nasal Dressing Forceps 456
,, Scissors 482
Needle Holder 197

PAGE

Symonds' Œsophageal Instruments 361, 366, 367
Tracheotomy Dilating Forceps .. 322
Symonds' (Horatio P.) Pocket Case .. 201
Pocket Knife 229
Probe 232
Symphysiotomy Instruments 734
Synechia Knives 541
Syringes, Abraham's 1014
Analgesia 1099, 1100
Anatomical 996
Antitoxin 978–979
Antrum 498
Aural 388–390
Bladder 598
Cataract 517–518
Dental 953
Ear 388–390
Enema 922–929
Eustachian 400
Exploring 960–962
Eye 516–518
Eyelid 517
Glass 650–651, 653, 927, 1328
Glycerine 927
Guyon's 653
Hydrocele 967
Hypodermic 971–978
Injection 927–929
Intra-Tracheal 297
Iodoform Emulsion 962
Koch's 976–979
Lacrymal 544–547
Laryngeal 296–299
Menthol 297
Microscopic 1007
Nose 451–452
Paraffin 474–475, 561
Post-Nasal 452
Prostate 653–654
Rectum 922–929
Sub-conjunctival 517
Subcutaneous 971–979
Suction, Lawson Tait's 868
Throat 296–299, 451–452
Tympanic 391–393
Urethra 650–653
Uterine 783–784
Vaginal 922–929
Wound 1317–1319

T

"T" Bandages 1318
Drainage Tube 1297
Forceps, Thornton's 27
Shape Tracheal Tubes 320
Tables, Glass 2041–2053, 2059
Marble 2054–2056
Operation 2069–2102
Post-Mortem 2196–2198
Ward 2124–2135
Tablets, Glass 2145
Ivory 2145
Silk and Wire 170–171
for preparing Corrosive Sublimate Solution 700
Tablets for Silk Winders 171
Tabloids, Hypodermic 978
Tacks for Un-united Fractures 102
Taffetas 245
Tait's (Lawson) Abdominal Needles .. 189
Artery Forceps 22
Cervix Dilator 716
Corkscrew 859
Cyst Elevator 853
Drainage Tubes 855
Gall Stone Forceps 885
" " Scoop 886
Ovariotomy Trocar 869
Ovum Forceps 729
Pedicle Clamps 850, 851
Perineorraphy Scissors 734
Pessary 824
Rope Ecraseur 851
Serre-Nœud 850
Suction Syringe 868
Tubes for Washing out 831
Uterine Repositors 829
Talipes Instruments 1220–1225
Tallquist's Hæmoglobin Scale 1123
Tampon Canulas, Tracheal 1084–1085
Forceps, Aural 403
Holder, Aural 433
Introducers Vaginal 784
Tampons, Lithotomy 672–673
Vaginal 784
Tansini's Hernia Instruments 81
Tape Measures 1124
Tapes, Seton 88
Targett's Blunt Hook 703
Decapitator 710
Tarnier's Midwifery Forceps 723
Tarred Tow 1303
Tarsal Cyst Forceps 524–525
Knife and Scoop 541
Tarsectomy Chisel 104
Knife 108
Tattooing Needle 580
Taylor's Cataract Knives 536
Gland Enucleator 76
Iridectomy Knives 538
Lupus Scrapers 1016
Styles 578
Vectis 576
Teale's (Pridgin) Curette and Cystitome 513
Director 69
Gorget 627
Scalpels 62
Scrapers 90
Suction Instrument 579
Surgical Forceps 73
Vulsellum 772
Teats, Cleft Palate 261
Teevan's Catheter 615
Urethra Syringes 653
Urethrotome 647
Telephone Bullet Probe 30, 32
Temperature Charts 1149
Regulators, Leiter's 1279–1280
Regulator, Maddox' 510
Tenaculums 62, 63
Eye 534
Uterine 773

PAGE
Tenax 1303
Tenectomy Forceps 531
Tenotomy Knives 62, 63, 64–65
„ Aural 410–412
Scissors 568–572
Set, Stevens' 509
Tent Introducers 785
Tents, Laminaria, Slippery Elm, Sponge, and Tupelo 785
Tents, Tracheotomy 330
Terrier's Intestine Forceps 896
Terson's Capsular Forceps 523
Test Cases, Urine 1156–1157
Colours 589–590
Glasses 1171–1172
Papers 1169–1171
Stands 1157–1161
Tube Clips 1172
„ Holders 1172
„ Stands 1161
Tubes 1172
Type Cabinets 587–588
Type Drum 588
Types 587
Testicle Frame, Watson Cheyne's .. 91
Teuton's (Gerard) Lacrymotome .. 542
Thelwall Thomas's Bladder Forceps .. 624
Theobald's Canaliculus Knife 540
Thermal Air Chamber 334
Thermo-Cauteries 844–847
Thermometers 1145–1148, 1385
Clinical 1145–1147
Surface 1148
Thiersch's Skin-grafting Forceps 1018
„ Razor 1018
Thigh Pieces, Elastic 1252–1253
Splints 1193–1204
Thoma's Hæmocytometer 1120
Thomas's Curette 749
Drop Bottle 1093
Pessaries 825–827
Spoon Saw 1120
Stricturotome 540
Tissue Forceps 788
Uterine Scrapers 1120
„ Syringe 784
Uvula Scissors 310
Thomas's (H. O.) Hip Splint 1211–1213
Knee Splint 1212
Osteoclast 114
Wrench 114
Thomas's (Thelwall) Bladder Forceps .. 624
Thomas's (W.) Hammer-Toe Splints .. 1220
Wrench 115
Thompson's (Sir Henry) Bladder and Urethra Instruments, 595, 600, 606–608, 616, 619, 624, 625, 636–639, 643, 644, 647
Bladder Forceps 624
„ Sounds 639
Bougies 600, 606–607
Catheters 619
Catheter Guide 637
„ for Fine Strictures 616
Caustic Catheters 608
Cystotomy Knife 638
Diagnostic Sounds 607

PAGE
Thompson's Dilating Sounds 600, 606–607
Drainage Tubes 638
Evacuation Apparatus 683–684
Gorget 638
Lithotomy Knife 666
Lithotrites .. 674, 675, 676, 691, 692
Meatome 644
Rectal Bag 666
Separator 639
Serrated Bladder Instruments .. 625
Stone Crusher 671
„ Gauge 693
Stricture Dilator 636
Supra-pubic Operation Instruments 637, 638, 639
Urethral Forceps 643
Urethrotome 647
Thompson's (W. Atkin) Tongue Forceps 1095
Thomson's Tooth Elevators 941
Thomson's (St. Clair) Adenoid Curette 447
„ Forceps 455
Peritonsilar Forceps 269
Thorburn's Perineorraphy Needle .. 734
Thorne's Nasal Snare 487
Thorner's Mastoid Retractors 142
Thornton's Artery Forceps 26
Mouth Gag 1109
"T" Drainage Tubes 855
"T" Forceps 27
Thorp's (Carter) Urine Bottle 1170
Throat Instruments 265–311
Brushes 265–266
Cauteries 105–106
Compresses 1251
Electrodes 1044–1045
Insufflators 354–356
Sponge Holders 358–359
Sprays 341–349
Syringes 296–299
Vulsella 310–311
Thudichum's Nose Speculum 492
Thumb Splints 1191
Thumim's Clamp 852
Thymol Gauze 1303
Jelly 700
Thyrotomy Forceps 299
Tiles, Pill 1403
Tillaux's Fistula Forceps 788
Tilley's Tonsil Forceps 309
Tillmann's Wound Dressing 1303
Tincture Presses 1407
Tins, Plaster 1376
Tissue Forceps 28, 896
Tobold's Laryngeal Probe 296
„ Syringe 298
Tongue Depressor 304
Todd's Rectal Dilator 904
Todd-White's Apparatus for Amputated Penis 1265
Toe-Nail Forceps 83
Nippers 83–84
Scissors 84
Toe Splints 1205
Tomes' Tooth Forceps 941–946
Tongue Depressors 299–305
Excision Forceps 91
Forceps 1094–1095

PAGE

Tonsil Instruments 268–269, 276–281, 305–309, 310–311
- Bistouries .. 305
- Compressor .. 305
- Crypt Dilator .. 268
- Curettes .. 268
- Cyst Forceps .. 269
- Forceps .. 305
- Guillotines .. 276–281
- Knives .. 306
- Punch Forceps .. 307–309
- Scissors .. 307
- Vulsella .. 310–311

Tonsilotomes .. 276–281
Tooth Instruments .. 938–953
- Burrs and Drills .. 947
- Elevators .. 940–941
- Excavators .. 948
- Files .. 948
- Forceps .. 941–946
- Keys .. 949
- Probes and Searchers .. 950
- Scalers .. 950
- Spatulas .. 951
- Stopping Instruments .. 951–953
- Stopping .. 953

Torsion Forceps .. 18
Tosswill's Spectacle Frame .. 585
- Stomach Pump .. 369

Tourniquet Forceps .. 44
Tourniquets .. 43–46
Tow .. 1320
- Carbolized .. 1301
- Tarred .. 1303

Towel Hangers .. 2121–2122
- Warmers .. 2183–2184

Towels, Sanitary .. 1303
Toynbee's Ear Forceps .. 404–405
- ,, Specula .. 432
- Otoscope .. 414
- Tympanum .. 442

Tracheal Canula and Dilator .. 319
- Forceps .. 321–324
- Intubation Instruments .. 327–329

Tracheoscopy Instruments .. 376–380
Tracheotome .. 327
Tracheotomy Instruments .. 312–327
- Aspirators .. 316
- Canulas .. 316–320
- Dilating Forceps .. 321–323
- Hooks .. 323
- Pillow, Caiger's .. 326
- Retractors .. 326

Trachoma Forceps .. 532
- Scraper .. 532

Tractors, Midwifery .. 736
- Pneumatic .. 414

Tragus Retractors .. 433
Transformers for Electric Current .. 1053
Transfusion Apparatus .. 740–741
Transillumination Apparatus, Antrum 1056
- Eye .. 549
- Stomach .. 373

Traube's Percussors .. 1127
- Pleximeter .. 1128

Trays, Carbolizing .. 1357–1358
- Catheter .. 2147–2148

PAGE

Trays, Dressing .. 1356–1361
- Enamelled Iron .. 1356–1358
- for Eye Instruments .. 562
- Glass .. 1357–1358
- Needle .. 2168

Trelat's Rugines .. 121
Trendelenberg's Tampon Canula .. 1084
- Frame .. 2102

Trephine Brushes .. 148
Trephines .. 147–148, 155
- Corneal .. 580
- Dermatological .. 1017
- Macewen's .. 147
- Mastoid .. 148
- Nasal .. 493
- Neurectomy .. 149
- Victor Horsley's .. 120–147
- Walsham's .. 147

Trephining Instruments .. 124–155
Trestrail's Intra-Uterine Syringe .. 783
Treves' Amputation Knives .. 14
- Gall Stone Scoop .. 887

Trial Frames .. 584–585
- Sets .. 582–583

Triangular Bandages .. 1315
Trichiasis Forceps .. 532
Triple Pocket Lenses .. 1123
Tripods, Skull .. 991
- Suspension .. 1234–1235

Trocars .. 954–970
- Anasarca .. 970
- Antrum .. 497
- Ascites .. 964–965, 970
- Bladder .. 966–967
- Brain .. 130
- Empyema .. 76
- Exploring .. 967
- Hydrocele .. 967–968
- Liver-Abscess .. 968
- Ovariotomy .. 868–870
- Pelvic Abscess .. 785
- Pocket .. 967–968

Troeltsch's Aural Mirror .. 427
- Foruncle Knife .. 412
- Myringotome .. 412
- Nasal Probes .. 477
- Sprays .. 345

Trolleys .. 2117–2121
Troughs, Dressing .. 1356–1361
- Ear .. 394

Trouvé's Forehead Lamps .. 1061
Trumpets, Hearing .. 437–441
Trusses .. 1257–1264
- Colotomy .. 883
- Hare-Lip .. 264
- Rectum .. 1263–1264
- Umbilical .. 1264
- Uterus .. 1264

Tubby's Modification of Adams' Saw .. 121
- ,, ,, Jones' Saw .. 121
- Wrench .. 114

Tubes, Acid .. 1340
- Conversation .. 437, 438
- Cream .. 1370
- Drainage .. 1294–1298
- Empyema .. 73–75
- Feeding .. 365–369, 372

PAGE

Tubes, Gastrostomy 887–888
Leech 1372
Lithotomy 672–673
Œsophagus 365–367, 372
Rectum 934–935
Suppository 913
Test 1172
Tracheotomy 316–320
Uterine Drainage 758
Uterus 745–747
Vaccine 242
Vaginal 935–937
Tumblers, Medicine 1374–1375
Tumour Forceps 73, 764
,, with Raspatory.. .. 73
Hooks 786
Tuning Forks 434–436
Tupelo Tents 785
Turbinotomes 493
Turbinotomy Cautery 1056
Forceps 465–468
Turck's Aspirating Bottle 370
Capsules 370
Colon Tube 934
Gastric Resuscitator 375
Gyromele.. 374
Needle Douche 373
Tongue Depressor 304
Turkey Sponges 1319–1320
Turmeric Paper 1171
Turner's Ear Specula 432
Empyema Instruments 76
Tweedy's Canaliculus Knife 540
Twitch, Uvula.. 310
Tympana, Artificial 442
Tympanic Syringes 391–393
Tyrrell's Iris Hook 533
Tyrrell's (Walter) Anæsthetic Apparatus 1071–1075
Ether Inhaler 1071
Face-piece 1075
Junker's Apparatus 1075

U

Ultra Violet Lamp 1155
Ultzmann's Prostate Syringe 654
Umbilical Belts and Bands 1251
Trusses 1264
"Undine" Douche 516
Unna's Commedone Extractor 1013
Spray 346
Upright for Extension 1206, 1208
Ureameters 1164, 1166
Ureter Instruments 655–657
Bougies 657
Catheter 657
Sounds 656
Urethra Instruments 593–659
Calibrator 656
Cauteries 1055
Curettes 641
Dilators, Female 656
Electrodes 1045
Forceps 642–643
Insufflators 648
Irrigators.. 649–650
Knives 643–644

PAGE

Urethra Mirror 635
Specula 622–623, 634–635, 656
,, Female 622–623, 656
Sponge Holders 642
Syringes 650, 653
Urethral Extractors 642–643
Ointment Introducers 648
Urethrometers 641
Urethroscopes.. .. ..634–635, 1064–1067
Urethrotomes 645–647
Urinals 1265–1270, 1386–1387
Earthenware 1386–1387
Extroversion of Bladder 1265
Fæcal 1265
Glass 1386–1387
Gutta-percha 1386–1387
India-rubber .. 1265–1270, 1386–1387
Kidney 1266
Perineal Fistula 1266
Pewter 1386–1387
Supra-pubic 1266
Vesico-Vaginal Fistula 1266
Urine Bottle 1170
Charts 1166
Segregators 654–655
Testing Apparatus 1156–1172
Test Cabinets, Cases, Stands 1156–1161
Test Glasses 1171–1172
Urinometers 1166
Uterine Instruments 743–786
Catheters 745–747
Curettes 748–750
Dilators 711–712, 751–757
Douches 930–933
Drainage Tubes 758
Ecraseurs.. 758–760
Electrodes 1028–1031
Flushing Curettes 750
,, Tubes 745–747
Forceps 761–766
Insufflators 774
Porte Caustique 747
Repositors 828–829
Scissors 777–779
Sounds 780–782
Sponge Holders 357–359
Syringes 783–784
Trusses 1264
Vaporizer.. 787
Vulsella 767–773
Wire Adjuster.. 761
Uvula Instruments.. 309–310
Forceps 309
Scissors 309–310
Twitch 310
Uvulatome 310

V

Vaccination Instruments 234–245
Bags 234–235
Bandages.. 244
Cases 235–237
Dressings 243–245
Pads 243
Shields 244
Vaccinators 238–241
Cases 239, 241

PAGE

Vaccine Blowers 241
Bottles 241
Discs 242
Expeller 241
Lymph 242
Pins 242
Points 242
Tube Breaker 242
Tubes 241
Vaccino Styles 730
Vachell's Ovum Forceps 720
Vacher's Midwifery Forceps 1151–1152
Vacuum Tubes 1152
Stands for 786
Vaginal Depressors 758
Dilators 935–937
Douche Pipes 930–933
Douches 1028–1031
Electrode 788–795
Fistula Instruments 804, 806, 830–831, 832–867
Hysterectomy Instruments 856
„ Forceps 857
„ Knives 806
„ Retractors 867
„ Scissors 804
„ Speculum 743–795
Instruments 935–937
Pipes, Glass 758
Rests 786, 796, 797, 799, 803, 806, 808–811
Retractors 796–813
Specula 1068
Speculum Lamp 923–925, 929
Syringes 784
Tampons 935–937
Tubes 758
Vaginismus Dilators 1006
Valentin's Section Knife 1067
Urethroscope 1219
Valgus Brace 1219
Pads, India-rubber 1219
Plates or Springs 317, 320
Valves, Tracheotomy 155
Van Arsdale's Saws 372
Van Valsah's Stomach Tube 335
Vaporizer, Bowman's 518
Eye 341–349
Throat 787
Uterine 333–335
Vapour Baths 1257
Varicocele Rings 182
Varix Pins 1219
Varus Plates or Springs 701, 1403
Vaseline Pots 348
Spray 813
Vaucaire's Douching Speculum 576
Vectis, Eye 736
Midwifery 1068
Ventroscopy Specula 337
Vereker's Inhaler 1147
Vernon's Patent Clinical Thermometer 1127
Percussor 85
Vertebrated Probe 245
Vesicle Gauges 788–795
Vesico-Vaginal Fistula Instruments 1319
Vests, Woollen, Sayre's .. ..

PAGE

Vice Pattern Tumour Forceps 73
Victor Horsley's Brain Surgery Instruments 126–127, 131, 136–137, 141, 143, 144, 145, 147
Bone Forceps .. 93, 126–127, 136–137
Dura Mater Elevator 131
Head Rest 2106
Nerve Stretcher 144
Pus Seeker 141
Rolandometer 143
Seeker 144
Trephines 147
Vitreous Bodies, Artificial 581
Volkmann's Back Rest 2110
Raspatory 119
Retractors 42
Spoons 90
Voltmeter 1151
Voltolini's Nose Specula 492
Von Ott's Ventroscopy Specula 1068
Vulcanite Caustic Cases 217
Dressing Trays 1357, 1359
Eustachian Catheters 399
Eye Shields 586
Glycerine Syringes 927
Hypodermic „ 977
Lacrymal „ 545
Laryngeal „ 297–299
Mouth Gags 1110
Needle Case 173
Nose Plugs 463
„ Syringes 451–452
Percussors 1127
Rectum Bougies 899
„ Plugs 911
Sigmoid Catheters 706
Spatulas 1406
Spray Producers 341, 346–347
Styles 579
Tongue Depressors 304
Vulnoplast 1323
Vulsella, Pile 906
Throat 310–311
Uterine 767–773

W

Wadding, in Sheets 1321
Waggett's Platinum Burner 1056
Wakley's Artery Forceps 19–20
Walker Hall's Purinometer 1161
Walker's Double Channel Catheter .. 597
Tooth Forceps 946
Walker's (Secker) Suction Instrument 580
Wall Stands 2061–2063
Wallace's Artery Forceps 27
Aspirator 959
Bolts and Nuts 102
Ligature Winders 171
Saline Infusion Apparatus 739
Screw Cutting Forceps 101
Wallets 209–215
Wallis's Dirigo 952
Walsh's Stethoscope 1135
Walsham's Bone Awl 92
Nasal Septum Instruments 463
Trephines 147

PAGE

Walters' Female Urethra Speculum .. 623
Laminectomy Scoops 143
Mastoid Trephines 148
Uterine Sound 782
Walton's Canaliculus Knife 540
Eyelid Retractor 567
Grooved Spud 576
Lacrymal Probes 544
Strabismus Hook 534
Styles 578
Wanless' Cataract Syringe 518
Ward Appliances 1336–1393
Dressing Tables and Wagons 2006, 2041–2053, 2059–2060, 2125–2128
Lamps 1371
Lockers 2131–2134
Scissors 1379
Screens 2114–2115
Stethoscopes 1135
Tables 2135
Wash-Basins .. 2129–2130, 2135–2136
Ward-Cousins' Artificial Tympana .. 442
Rectal Alimentation Tube 926
Ware's Adenoid Curette 447
Styles 578–579
Waring's Inhaler 1085
Warmer for Gas 352
Wash-Basins 2129–2130
Stands 2129–2130, 2136–2141
Washington Isaac's Searchlight 1061
Watch Glasses 1171
Watch-Spring Pessaries 827
Water Beds, Pillows, etc. 1272–1274
Boilers 2184
Cooler, Gladstone's 737
Sterilizers 2185–2186
Waterproof Cupboard 2122
Cushions for Operation Tables .. 2105
Sheeting 1274
Watson Cheyne's Fine Dissector 70
Hernia Needle 80
Testicle Frame 91
Watson Williams' Antrum Plug 495
Laryngeal Forceps 276
,, Syringe 299
Sphenoidal Punch Forceps 501
Turbinectomy Forceps 468
Watson's Perineal Drainage Tubes .. 629
Urethral Mirror 635
,, Speculum 635
Watson's (Spencer) Nasal Retractor .. 492
Watson's (Heron) Urethrotome 647
Wax, Aseptic 148
Weatherhead's Chest-piece 1144
Weber's Canaliculus Knife 540
Capsular Hook 533
Probes 544
Weber Liel's Eustachian Catheter .. 399
Webster Fox's Eyelid Retractor 567
Wedges, Mouth 1110–1111
Wehnelt's Electrolytic Interrupter .. 1152
Weighing Chairs 1388
Machines 1388–1389
Weights, Scale 1404–1405
Weir's Nasal Punch Forceps 468
Vaccinator 241
Wells' (Soelberg) Lacrymal Syringe .. 547

PAGE

Wells' (Spencer) Artery Forceps 24–26
Clamps 852
Needle Holders 197
Omental Clamps 848
Ovariotomy Trocars 869
Pedicle Clamps 852
,, Forceps 837–838
,, Needle 859
Suture Needles 865
Whalebone Bougies 601–602
Ear Probes 423
Fillet 717
Œsophagus Sound 365
Wheel Chairs 1353
Wheeler's Vaccine Case 236
Wheelhouse's Bone Lever 107
Director 628
Staff 628
Whistle, Delstanche's 436
Edelmann's 436
Galton's 436
Whistler's Cutting Dilator 270
White's Eyeshades 575
Palate Lever 474
White's (Hale) Tongue Depressor .. 302
Tracheotome 327
White's (Sinclair) Gall-bladder Tray .. 885
Whitehead's Mouth Gag 1109
Uterine Forceps 765
Whitman's Brace for Valgus 1219
Wicker's Breast Supports 1250
Wigmore's Compressed Air Masseur .. 413
Wilde's Aural Forceps 405
,, Snare 425
,, Specula 433
Entropium Forceps 525
Nasal Snare 488
Wilkinson's Urethral Irrigator 649
Williams' Dirigo 952
Ear Probe 422
Microtome 1008–1009
Williams' (Probyn) Mouth Gag 1107
Williams' (Watson) Antrum Plug .. 495
Laryngeal Forceps 276
,, Syringe 299
Sphenoidal Punch Forceps 501
Turbinectomy Forceps 468
Williams' (Wyn) Intra-Uterine Stems .. 817
Williamson's Axis Tracton Forceps .. 724
Willcox's Lion Forceps 111
Wilson Smith's Inhaler 1086
Winchester's Elbow Splint 1188
Wingrave's (Wyatt) Aural Forceps .. 406
Ear Douche 391
Mouth Gag 1109
Winson Ramsay's Uterine Dilator .. 755
Winter's Cranioclast 707
Winternitz's Cooling Sound 608
Wire Adjuster, Uterine 761
Elastic Anklets 1253
,, Knee Caps 1253
Filigrees 81
Guides for Bone Suturing 103
Nippers 263
Retractors, double ended 40
Splints 1184, 1185, 1191, 1195, 1197, 1201, 1204

PAGE

Wire Suture 81, 164
Twisters 261, 795
Wires for Serré Nœud 850
Wise's Tongue Depressor 305
Witzoll's Stopping Forceps 953
Woakes' Adenoid Forceps 455
Aural Speculum 433
Chromic Acid Carrier 443
Eustachian Catheters 400
Forceps Guides 470
Myringotome 413
Nasal Irrigator 450
„ Ploughs 470
„ Punch Forceps 468
Pneumatic Tractor 414
Saws 481
Scissors 483
Snare 488
Wolff's Aural Curettes 398
Lupus Instruments 1016
Trephine 1017
Wollaston's Camera Lucida 1003
Wood's Aspirator 959
Hernia Needles 80
Raspatories 259
Saws 123
Trusses 1259
Wire Twister 261
Wood's (Russ) Drop Bottle 519
Wood Wool Diapers 1303
„ Dressings 1303
„ Wadding 1303
Wool Detacher 395
Woollen Vests, Sayre's 1319
Wools, etc. 1321
Antiseptic 1301–1303
For Colour Blindness 589–590
Wordsworth's Cautery 67
Work Dodd's Ophthalmoscope 557
Palpebral Forceps 531
Worker Microscope 997
Worrall's Needle 861
Wound Douches and Irrigators 1323–1326, 2064–2067, 2187–2188
Dressing Materials 1284–1323
Pipes 1325–1326
Protectors 1300
Retractors 33–42, 81
Sponges 1319–1320
Syringes 1327–1329
Wrappers for Storing Surgical Dressings 1313
Wray's Eye Syringe 517
Nose Douche 450
Test Type Cabinet 588

PAGE

Wrenches, Orthopœdic 114–115, 1213
Post-Mortem 992
Wright's Intra-Uterine Stem 817
Nasal Snare 488
Wringers 2123
Wrist Splint 1191
Wristlets, Elastic 1252
Leather 1236
Writer's Cramp Appliances 1236
Wry Neck Apparatus 1236
Wyatt Wingrave's Aural Forceps 406
Ear Douche 391
Mouth Gag 1109
Wyeth's Pins 42
Wyman's Ruptured Perineum Needle .. 727
Wyn Williams' Intra-Uterine Stem .. 817
Wyndham Powell's Urethral Bougies .. 607
„ Curette .. 641
„ Drop Tube 641
„ Forceps .. 643
„ Irrigators 650
„ Knife .. 644
Urethroscope 1067

X

X-Ray Apparatus 1150–1154

Y

Yearsley's Ear Forceps 406–407
„ Specula 433
Tympana 442
Yeo's (Burney) Inhaling Respirators .. 339
Young's Prostate Retractor 633

Z

Zaufal's Nasal Specula 492
Naso-Pharyngeal Speculum 492
Zimocca Sponges 1320
Zinc Arm Baths 1341
„ Splints 1184, 1186
Cyanide Dressings 1301, 1304, 1305, 1306, 1307
Finger Splints 1191
Inhaling Respirators 339
Leg Baths 1372
„ Splints 1194
Zwanke's Pessaries 828