Leitz

College MICROSCOPES

School MICROSCOPES

PRINTED PRICES VOID
SEE ENCLOSED PRICE SHEET
FOR CORRECT PRICES

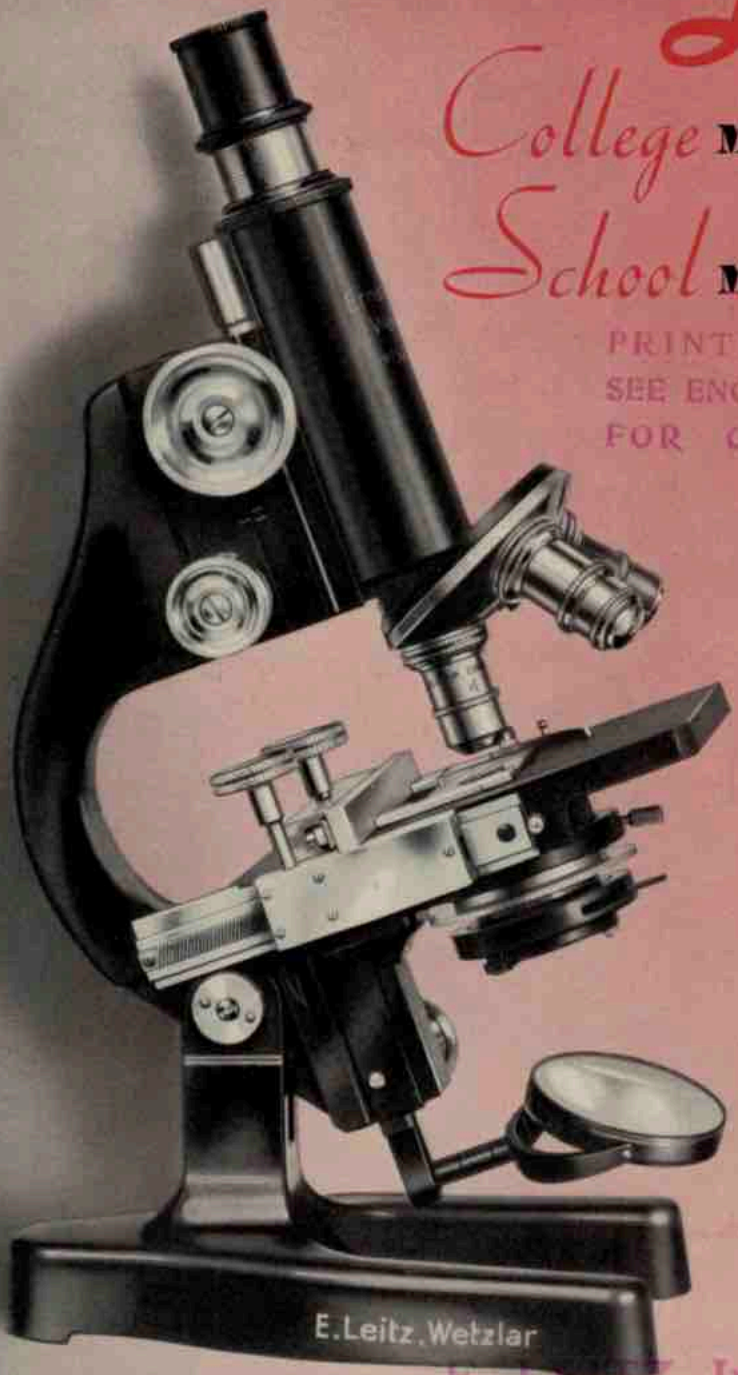

E. LEITZ, Inc.
730 FIFTH AVENUE
NEW YORK, N. Y.

E. LEITZ, Inc. 60 EAST 10th STREET, NEW YORK, N.Y.

BRANCHES:

Washington, D. C.
(1427 Eye St., N. W.)

Chicago, Ill.
(122 So. Michigan Ave.)

Detroit, Mich.
(2281 W. Grand Blvd.)

San Francisco, Calif.
(Spindler & Sauppe, Inc. 86 Third Street)

Los Angeles, Calif.
(Spindler & Sauppe, Inc. 811 West 7th Street)

LEITZ QUALITY

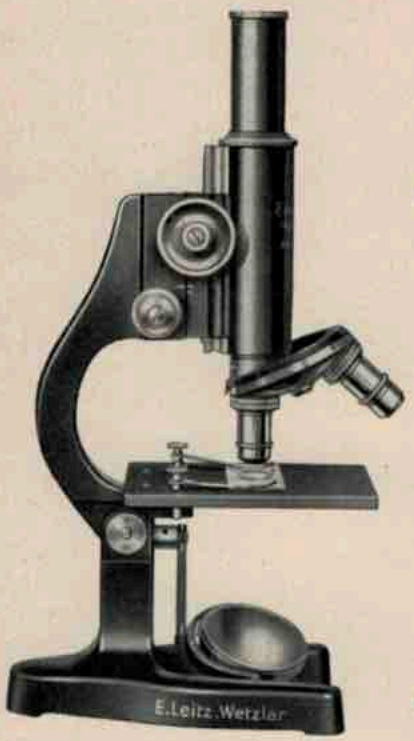

Microscope Model "H"

An Improved Model School Microscope featuring Leitz Optical and Mechanical Precision

- The New Leitz Microscope Model "H" has been built to fulfill completely the requirements of biology classes and to meet the needs of many schools for a reasonably priced instrument combining sturdiness and quality. Reduced budgets and larger classes make it essential to purchase instruments that are within the appropriations granted. Our prices for this model are exceptionally low.

- In presenting model "H" to schools, we have embodied the same features of fine workmanship for which Leitz quality microscopes are universally known. In addition, this microscope is especially built and designed for rough and hard student usage. In appearance, the microscope commands the respect and admiration of the user. At the same time, it represents a full-sized microscope combining precision and strength, assuring a lifetime of use even under the most adverse conditions.

- The same optical units as are supplied in the more expensive Leitz Microscopes are furnished with this model. Definition and detail will never be found lacking, due to our superior optics, if this model is purchased. Faculty members frequently recall the Leitz Microscopes which they used at college and often hope that these were also available for school use. The fulfillment of their hopes is now made possible with the introduction of the new Leitz Microscope Model "H".

THE IDEAL MICROSCOPE FOR SCHOOLS

These features suggest the selection of the Leitz Microscope Model "H" for your classes:

1. **Full-sized microscope** having all standard dimensions throughout.
2. **Body Tube:** 35 mm diameter, is provided with safety device to prevent possible damage to lens or breakage of slide and loss of specimen.
3. **Coarse Focusing Adjustment:** by rack and pinion; teeth of both the rack and pinion are deeply cut and very substantial.
4. **Fine Focusing Adjustment:** has heads on both sides and is most substantially built to withstand rough student handling, embodying at the same time, Leitz precision.
5. **Stage:** 115 × 115 mm; of metal, is covered with vulcanite and therefore guaranteed not to warp and to withstand reaction from chemicals and reagents. The distance from the arm to the center of the optical axis is 85 mm.
6. **Substage:** is provided with a disc diaphragm of revolving type easily manipulated and exceptionally sturdy for student use.
7. **Concave and Plane Mirror:** adjustable in two planes, 50 mm in diameter, on swinging arm, affords the desired illumination.
8. The microscope is supplied in black enamel finish with chromium plated parts eliminating possibility of corrosion even under most adverse conditions.
9. Additional features are: inclination joint, strong spring stage clips, revolving dust-proof nosepiece perfectly centered and requiring no adjustment, cabinet of hardwood with lock and key.

(Also see illustration of triple divisible objective on page 4)

Code word	Model	Achromatic Objectives	Huyghenian Oculars	Combined Magnification	Nosepiece	Price $
HOUBE	**H—0a**	Double Divisible	12×	70—140×	None*	**50.50**
HOVEL	**H—0b**	Double Divisible	6×—12×	36—140×	None*	**53.50**
HOWAR	**H—1a**	Triple Divisible	12×	100—500×	None*	**54.00**
HOXIS	**H—1b**	Triple Divisible	6×—12×	50—500×	None*	**57.00**
HOYNO	**H—2a**	**10**× (16 mm) **45**× (4 mm)	10×	100—450×	Double	**70.00**
HOZFU	**H—4**	**10**× (16 mm) **45**× (4 mm)	6×—10×	60—450×	Double	**73.00**

Note: The above microscope equipments but **without** cabinet, **deduct** **3.50**

* Equipments H—2a and H—4, if desired **without** objective boxes, for each box, **deduct** —.35
(when ordering, add NOCAB to code word)

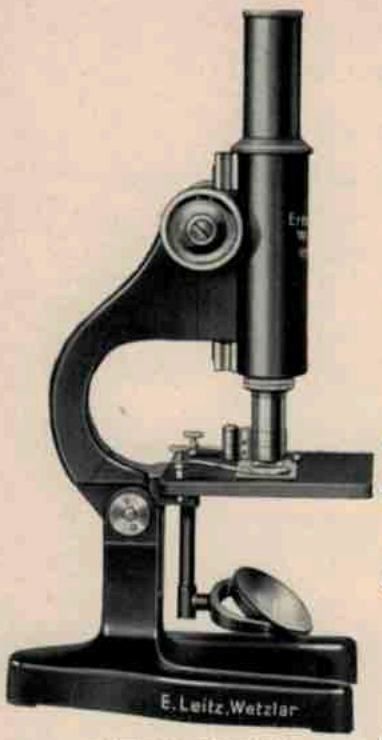

Microscope Model "O"

This model is of simplified construction; however, it retains many of the features of the regular compound microscope. The instrument is of standard size and is exceptionally satisfactory where magnifications required are not in excess of 500×. It is fully sufficient for routine work in the elementary biology laboratory. In construction, it dispenses with complicated parts and is **not equipped** with a **micrometer fine adjustment.** The coarse adjustment by rack and pinion is very accurate however, and serves for smooth as well as quick focusing.

- **Body Tube:** 35 mm diameter, stationary pattern.
- **Focusing Adjustment:** consists of diagonal rack and pinion with knurled head on both sides.
- **Stage:** 90 × 100 mm, providing a distance of 80 mm from optical center to arm; furnished with stage clips. The stage will not warp and resists the action from laboratory chemicals and reagents.
- **Substage:** Rotating disc diaphragm with multiple circular openings provides for varying the intensity of illumination. Concave mirror, 40 mm diameter, is mounted to a bracket.
- **Base, Pillar** and **Arm:** The **base** is of modified horseshoe form. The **pillar** has a double joint and friction device to hold stand at any desired angle. The **arm** is of heavy curved form providing ample space for large specimens.
- **Finish:** black enamel with chromium plated parts eliminating possibility of corrosion even under most adverse conditions.
- **Cabinet:** Hardwood, highly polished, with lock and key.

Code word	Model	Objective	Huyghenian Oculars	Combined Magnification	Price $
ATNSW	**O—X**	Double Divisible	12×	70—140×	**45.00**
ABAEQ	**O—Xa**	Double Divisible	6⅔×—12×	36—140×	**48.00**
ABAIM	**O—1**	Triple Divisible	12×	100—500×	**48.50**
ABAMU	**O—1a**	Triple Divisible	6×—12×	50—500×	**51.50**

Note: The above microscope equipments but **without** cabinet, **deduct** **1.75**
(when ordering, add NOCAB to code word)

STANDARD SCHOOL MICROSCOPE

- **Body Tube:** is of 35 mm diameter; stationary pattern *(if desired, adjustable draw tube will be furnished without charge)*.
- **Focusing Adjustment:** Coarse adjustment is by rack and pinion. The fine adjustment consists of a sensitive and precise but extremely substantial micrometer screw to withstand rough handling, a safety device being provided to prevent injury to specimens and objectives. One micrometer head is equipped with divided drum with vernier which permits accurate measurements of the thickness of specimens.
- **Stage:** of metal, completely covered with vulcanite, measures 113 × 120 mm; provided with stage clips. The sleeve beneath the stage carries a cylinder iris diaphragm situated in the plane of the stage.
- **Substage:** In withdrawing the cylinder iris diaphragm, the stage sleeve is available for the insertion of substage condensers.
- **Base, Pillar** and **Arm:** The **base** is of modified horseshoe form. The **pillar** has a double joint and friction device to hold stand at any desired angle. The **arm** is of heavy curved form providing ample space for large specimens.

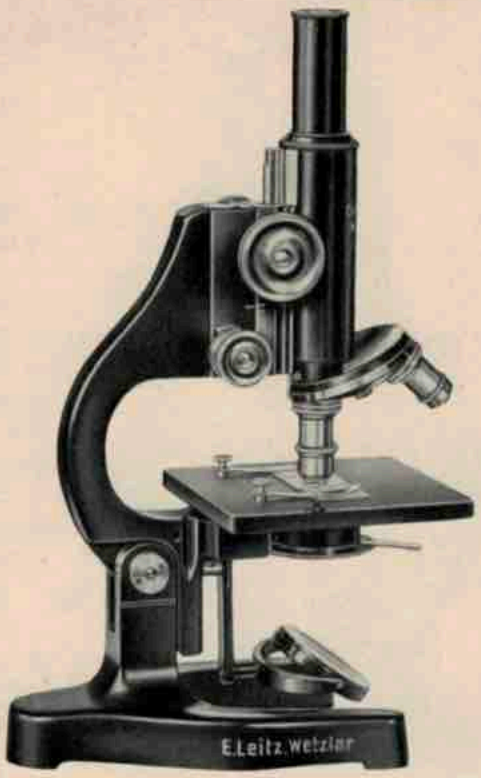

Microscope Model "LL"

- **Finish:** black enamel with chromium plated parts eliminating possibility of corrosion even under most adverse conditions.
- **Cabinet:** Hardwood, highly polished, with lock and key.

Code word	Model	Achromatic Objectives	Huyghenian Oculars	Combined Magnification	Nosepiece	Two-Lens Condenser	Price $
ABANY	LL—2a	10× (16 mm) 45× (4 mm)	10×	100—450×	Double	None*	83.00
ABIFI	LL—4	10× (16 mm) 45× (4 mm)	6×—10×	60—450×	Double	None*	86.00
ABIHK	LL—6	10× (16 mm) 45× (4 mm)	6×—10×	60—450×	Double	N.A.1.20	94.50
ABIMP	LL—7a	4.3× (32 mm) 10× (16 mm) 45× (4 mm)	6×—10×	26—450×	Triple	None*	94.50
ABITX	LL—9a	4.3× (32 mm) 10× (16 mm) 45× (4 mm)	6×—10×	26—450×	Triple	N.A.1.20	103.00
ACEAL	LL—10	10× (16 mm) 45× (4 mm) 90× (2 mm)	6×—10×	60—900× N.A.1.25 **oil immersion**	Triple	N.A.1.20	131.00

*—Where equipments are indicated **without condenser,** a cylinder iris diaphragm is supplied.

Note: The above microscope equipments but **without** cabinet, **deduct** 3.50
and for each objective box . . . . . **deduct additional** . —.35
(when ordering, add NOCAB to code word)

STANDARD COLLEGE MICROSCOPE

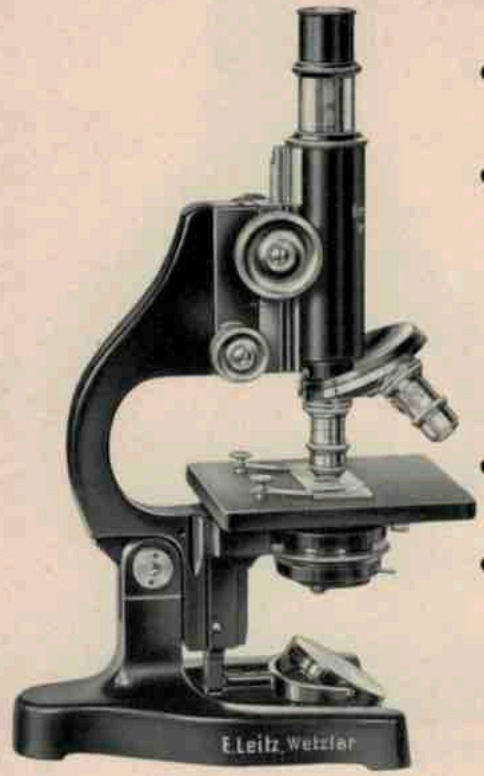

Microscope Model "L"

Routine Laboratory and Student Microscope with Square Stage

- **Body Tube:** is of 35 mm diameter. It is provided with graduated draw tube. *(Can also be furnished with fixed body tube.)*
- **Focusing Adjustment:** Coarse adjustment is by rack and pinion. The fine adjustment consists of a sensitive and precise but extremely substantial micrometer screw to withstand rough handling. A safety device is provided to prevent injury to specimens and objectives. One micrometer head is equipped with divided drum with vernier and consequently permits accurate measurements.
- **Stage:** of metal, completely covered with vulcanite, measures 113 × 120 mm; provided with stage clips.
- **Substage:** rack and pinion substage with sleeve holding divisible two-lens condenser N.A.1.20 with iris diaphragm attached; rack and pinion movement for raising and lowering the substage; adjustable plane and concave mirror 50 mm diameter; one each filter white-ground and blue-ground.
- **Base, Pillar** and **Arm:** The **base** is of modified horseshoe form, measuring 170 mm from tip to heel. The **pillar** has a double joint and friction device to hold stand at any desired angle. The **arm** is curved and of exeedingly heavy construction, providing ample space for large specimens.
- **Finish:** black enamel with chromium plated parts eliminating possibility of corrosion even under most adverse conditions.
- **Cabinet:** Hardwood, highly polished, with lock and key.

Code word	Model	Achromatic Objectives	Huyghenian Oculars	Combined Magnification	Nosepiece	Two-Lens Condenser	Price $
ABDIC	L—6	10× (16 mm) 45× (4 mm)	6×—10×	60—450×	Double	N.A.1.20	**98.50**
ABDNI	L—8	10× (16 mm) 45× (4 mm)	6×—10×	60—450×	Triple	N.A.1.20	**100.00**
ABDTF	L—9a	4.3×(32 mm) 10× (16 mm) 45× (4 mm)	6×—10×	26—450×	Triple	N.A.1.20	**107.00**
ABDVS	L—10	10× (16 mm) 45× (4 mm) 90× (2 mm)	6×—10×	60—900×	Triple	N.A.1.20 N.A.1.25 **oil immersion**	**135.00**

Note: The above microscope equipments but **without** cabinet, **deduct** **3.50**
and for each objective box . . . . . **deduct additional** . **—.35**
(when ordering, add NOCAB to code word)

Routine Laboratory and Student Microscope, Simplified Built-on Mechanical Stage, Type "S" attached

- **Microscope "LS"** is identical in every respect to Microscope "L" *(listed on page 6)* except that it is equipped with

Built-on Mechanical Stage Type "S"

- This stage represents a standard mechanical stage without scales and verniers, permanently attached to the side of the microscope stage.

The stage itself, made of brass, completely covered with vulcanite, is of square pattern and measures 113 × 120 mm. The mechanical stage has an extensive range of motion and will cover a slide 3 × 2″. The mechanical motions are at right angles by means of two racks and pinions, the knobs of the latter being so arranged as to retain a relative position to each other permanently.

- The construction of the mechanical stage permits that it be taken off the rack thereby removing that portion which extends above the stage and making the whole microscope stage available for the examination of large objects.

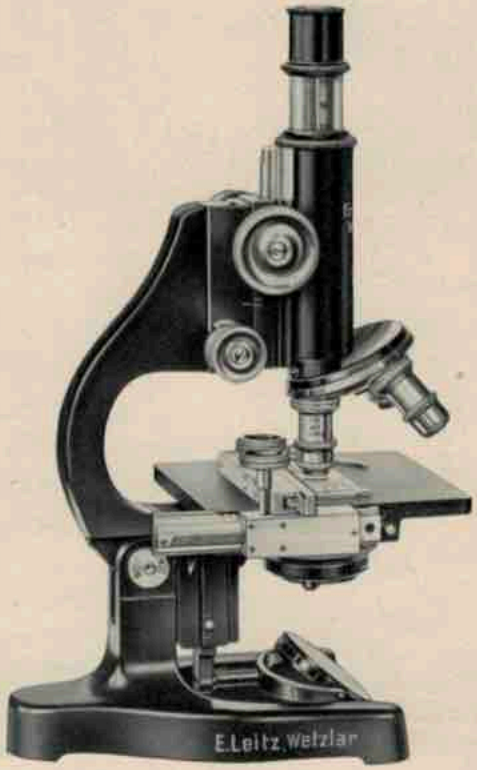

Microscope Model "LS"

Code word	Model	Objectives	Huygheniun Oculars	Combined Magnification	Nosepiece	Two-Lens Condenser	Price $
		Achromatic					
LABAR	**LS—6**	**10**× (16 mm) **45**× (4 mm)	6×—10×	60—450×	Double	N.A.1.20	**118.50**
LABBY	**LS—8**	**10**× (16 mm) **45**× (4 mm)	6×—10×	60—450×	Triple	N.A.1.20	**120.00**
LABCO	**LS—9a**	**4.3**×(32 mm) **10**× (16 mm) **45**× (4 mm)	6×—10×	26—450×	Triple	N.A.1.20	**127.00**
LABDI	**LS—10**	**10**× (16 mm) **45**× (4 mm) **90**× (2 mm) N.A.1.25 **oil immersion**	6×—10×	60—900×	Triple	N.A.1.20	**155.00**
		Achromatic and Fluorite					
LABEX	**LS—15**	**10**× (16 mm) **45**× (4 mm) ***95**× (1.95 mm) N.A.1.32 **oil immersion**	6×—10×	60—950×	Triple	N.A.1.20	**178.00**
LABFA	**LS—20**	**10**× (16 mm) ***42**× (4.2 mm) ***95**× (1.95 mm) N.A.1.32 **oil immersion**	6×—10×	60—950×	Triple	N.A.1.20	**193.00**

* Objectives of Fluorite (semi-Apochromatic) type.

Note: The above microscope equipments but **without** cabinet, **deduct** **3.50**
and for each objective box . . . . . **deduct additional** . . —.35
(when ordering, add NOCAB to code word)

FREEDOM FROM EYE STRAIN



Model "ILBM"



Model "LM"

- The **Binocular Microscope** affords you complete freedom and relaxation from eye strain through the use of parallel tubes. These were **first introduced in 1913 by Leitz.** You will find these Binocular Microscopes particularly suitable for work which demands the use of the microscope for an extended period.



Microscope Model "LBM"

- **Microscope Model** "LBM" is provided with a dove-tailed slider for conveniently interchanging the binocular or monocular body tubes. The binocular body tube is designed for parallel vision. The paired oculars permit adjustment to interpupillary distance. One ocular tube is supplied with spiral screw to correct for difference in vision between the eyes of the observer.
- The Microscope Model "LBM" is identical to the Model "L" (listed on page 6) except that the microscope stand is considerably **heavier** and permits the interchangeable use of monocular tube, upright prism body, or prism body with inclined oculars.

Code word	Model	Objectives	Huyghenian Oculars	Combined Magnification	Nosepiece	Two-Lens Condenser	Price $
		Achromatic					
ALBTN	**LBM-10a**	**10**× (16 mm)	6×—10×	60—900×	Triple	N.A.1.20	**215.00**
		45× (4 mm)					
		90× (2 mm) N.A.1.25 **oil immersion**					
		Achromatic and Fluorite					
ALBFT	**LBM-15a**	**10**× (16 mm)	6×—10×	60—950×	Triple	N.A.1.20	**238.00**
		45× (4 mm)					
		***95**× (1.95 mm) N.A.1.32 **oil immersion**					
ALBWY	**LBM-20a**	**10**× (16 mm)	6×—10×	60—950×	Triple	N.A.1.20	**253.00**
		***42**× (4.2 mm)					
		***95**× (1.95 mm) N.A.1.32 **oil immersion**					

* Objectives of Fluorite (semi-Apochromatic) type.

Microscope Model "LBMS", same as Model "LBM" but furnished with **built-on mechanical stage, add** to above prices **20.00**

Microscope Model "ILBMS", same as Model "LBMS" but furnished **with Inclined Binocular Body Tube** in place of Vertical Tube, **add** **20.00**

Microscope Model "LM", same as Model "LBM" but furnished **with Monocular Tube** in place of Binocular Body Tube, **deduct** **66.00**

Monocular Body Tube, code word AUSTA, when furnished separately **10.00**

Note: The above microscope equipments but **without** cabinet, **deduct** **3.50**
and for each objective box . . . . . **deduct additional** . . **—.35**
(when ordering, add NOCAB to code word)

August 1930 / I.D.Y. / U.S.A.
Pamphlet No. 1249

Printed in Germany
Röderdruck Leipzig

May 1, 1939

E. LEITZ, Inc.
730 Fifth Ave.
New York City

Price Sheet for Pamphlet No. 1249
College & School Microscopes

Model	Price
Page 3	
H-Oa	$ 54.00
H-Ob	57.50
H-1a	61.50
H-1b	65.00
H-2a	79.00
H-4	82.50
Allowance for cabinet	3.50
Allowance for each objective box	.35
Page 4	
O-X	49.00
O-Xa	52.50
O-1	56.50
O-1a	60.00
Allowance for cabinet	2.00
Page 5	
LL-2a	93.00
LL-4	96.50
LL-6	105.75
LL-7a	106.75
LL-9a	116.00
LL-10	147.00
Allowance for cabinet	3.50
Allowance for each objective box	.35
Page 6	
L-6	110.75
L-8	112.50

Model	Price
Page 6	
L-9a	$ 121.00
L-10	152.00
Allowance for cabinet	3.50
Allowance for each objective box	.35
Page 7	
LS-6	135.75
LS-8	137.50
LS-9a	146.00
LS-10	177.00
LS-15	202.50
LS-20	219.50
Allowance for cabinet	3.50
Allowance for each objective box	.35
Page 8	
LBM-10a	260.00
LBM-15a	285.50
LBM-20a	302.50
LBMS, same as LBM, but with built-on mechanical stage, add:	25.00
ILBMS, same as LBMS, but with inclined binocular body tube, in place of vertical tube, add:	23.00

Model	Price
Page 8	
LM, same as LBM, but with monocular tube, in place of binocular body tube, deduct:	$68.00

Model	Price
Page 8	
Monocular Body Tube, "Austa"	$12.00
Allowance for cabinet	3.50
Allowance for each objective box	.35

Prices Are Subject to Change
Without Notice.

M-612