

This is a digital copy of a book that was preserved for generations on library shelves before it was carefully scanned by Google as part of a project to make the world's books discoverable online.

It has survived long enough for the copyright to expire and the book to enter the public domain. A public domain book is one that was never subject to copyright or whose legal copyright term has expired. Whether a book is in the public domain may vary country to country. Public domain books are our gateways to the past, representing a wealth of history, culture and knowledge that's often difficult to discover.

Marks, notations and other marginalia present in the original volume will appear in this file - a reminder of this book's long journey from the publisher to a library and finally to you.

Usage guidelines

Google is proud to partner with libraries to digitize public domain materials and make them widely accessible. Public domain books belong to the public and we are merely their custodians. Nevertheless, this work is expensive, so in order to keep providing this resource, we have taken steps to prevent abuse by commercial parties, including placing technical restrictions on automated querying.

We also ask that you:

+ *Make non-commercial use of the files* We designed Google Book Search for use by individuals, and we request that you use these files for personal, non-commercial purposes.

+ *Refrain from automated querying* Do not send automated queries of any sort to Google's system: If you are conducting research on machine translation, optical character recognition or other areas where access to a large amount of text is helpful, please contact us. We encourage the use of public domain materials for these purposes and may be able to help.

+ *Maintain attribution* The Google "watermark" you see on each file is essential for informing people about this project and helping them find additional materials through Google Book Search. Please do not remove it.

+ *Keep it legal* Whatever your use, remember that you are responsible for ensuring that what you are doing is legal. Do not assume that just because we believe a book is in the public domain for users in the United States, that the work is also in the public domain for users in other countries. Whether a book is still in copyright varies from country to country, and we can't offer guidance on whether any specific use of any specific book is allowed. Please do not assume that a book's appearance in Google Book Search means it can be used in any manner anywhere in the world. Copyright infringement liability can be quite severe.

About Google Book Search

Google's mission is to organize the world's information and to make it universally accessible and useful. Google Book Search helps readers discover the world's books while helping authors and publishers reach new audiences. You can search through the full text of this book on the web at `http://books.google.com/`


RARIES
493 3




Optical Co.



232 12-20
Dr V A Latham
with C[illegible]t of D. Chris
89?
M754

McIntosh Battery and Optical Co.

Chicag



TENTH EDITION....

1895

OUR SPECIALTIES.

1.—Dr. McIntosh Solar Microscope and Stereopticon Combination.
2.—McIntosh Combination Stereopticon.
3.—McIntosh Professional Microscope.
4.—McIntosh-Ives Saturator.
5.—Self-Condensing Oxygen Retort and Cylinder.
6.—The Portable Lime Light and Lantern.
7.—McIntosh Sciopticon.
8.—Triple Lanterns and Triple Keys.
9.—Everything in Projection Apparatus.

Specialties manufactured or sold by other houses will be supplied at their advertised prices. Slides furnished to illustrate almost any subject; also colored slides painted to order by the best artists of the day.

We have a commodious room fitted up to exhibit the practical working of our apparatus to prospective purchasers.

TERMS.

1.—Cash in current funds, which may be sent by Registered Letter, Draft, Postal Money Order or Express. Goods sent C. O. D., provided twenty-five per cent of bill is sent with order, the balance to be collected by the Express Company.

2.—All goods will be packed with the greatest care to avoid breakage in transportation, but we cannot be responsible for them after leaving our premises, except under special contract.

3—Any errors in invoice must be reported within ten days from receipt of goods.

Our Goods are all New; we have no old stock.

McIntosh Battery AND Optical Co.

NOS. 521 TO 531 WABASH AVE.

Chicago, Ill., U. S. A.

ILLUSTRATED CATALOGUE

—OF—

Stereopticons, Sciopticons,

DISSOLVING VIEW APPARATUS,

MICROSCOPES,

SOLAR MICROSCOPE AND STEREOPTICON COMBINATION,

OBJECTIVES,

PHOTOGRAPHIC TRANSPARENCIES,

Plain and Artistically Colored Views and Microscopical Preparations.

MANUFACTURED AND IMPORTED BY THE OPTICAL DEPARTMENT
OF THE

McIntosh Battery and Optical Co.,

NOS. 521 TO 531 WABASH AVE.,
CHICAGO, ILLS. U. S. A.

THE WORLD'S INDUSTRIAL

AND

Cotton Centennial Exposition.

CERTIFICATE OF AWARD

DR. McINTOSH,

UNITED STATES,

FOR SOLAR MICROSCOPES AND OPTICAL INSTRUMENTS, &c.

DIPLOMA OF HONOR

In accordance with Act of Congress, approved February 10, 1883.

New Orleans, May 30, 1885.

S. H. BUCK, *Director General.*
E. RICHARDSON, *President.*

GUS A. BREAUX, *Chairman Committee of Awards.*

The above DIPLOMA OF HONOR *was awarded us by the* BUREAU OF EDUCATION *in addition to the* GOLD MEDAL AWARD *from the Exposition Judges.*

Copyrighted:
McINTOSH BATTERY & OPTICAL COMPANY
1895.

McCLUER PRINTING CO.,
300-306 Dearborn Street, Chicago.

HEADQUARTERS

—FOR—

PROJECTION APPARATUS,

SLIDES AND ACCESSORIES,



IN

THE

WEST.



AWARDED THE GOLD MEDAL

AT THE NEW ORLEANS EXPOSITION.

Those who attended this Exposition cannot have failed to notice the very large and elegant exhibit of Optical Goods. It gives us great pleasure to announce, that notwithstanding the keen competition of home and foreign manufacturers, we received the award of "**First Degree of Merit,**" being the **Gold Medal,** on our specialties.

We have in operation the only Factory in the West for the manufacture of Optical Apparatus, including Magic Lanterns, Sciopticons, Stereopticons and Accessories.

All apparatus of this kind described in the following pages is of our own manufacture, and much of it is made only by us, and under our own patents.

We have secured the services of expert mechanics of great practical experience in this class of work, and are prepared to execute all orders promptly.

Correspondence is solicited with Scientists, Colleges, Schools, Lecturers, and all others interested in our line. We shall be pleased to furnish estimates on special apparatus for scientific work.

From Occident to Orient.

A Fresh Volume of Travel, being a Record of a Nine Month's Tour through Europe, Egypt, Holy Land, Parts of Asia Minor, and Greece.

By Rev. Wm. A. Smith.

12 Mo., 264 Pages, Bound in Neat Red, Blue, and Green Colors, Stamped in Black and Gold.

PRICE, - $1.00.

AS OTHERS SEE IT IN CHAPTER REVIEWS.

CHAPTERS I AND II.

It was my privilege to read the "advance sheets" of the first two chapters of Rev. W. A. Smith's neat little volume entitled "From Occident to Orient." I am delighted with its matter and style. He captures the reader and takes him along across the ocean and through London in these two chapters in a very delightful way. He leaves you determined to take the whole journey with him. Rev. T. S. Bailey, D. D., State Sup't Presb't Missions, Ia.

CHAPTER VI, VII, VIII.

These chapters read so vividly that the reader can easily see, without traveling, many of the curiosities which every European traveler that carefully observes, sees. The conversational style of these chapters make them not only readable but interesting and instructive to the student of general history. D. E. Reese, Principal Ponca Public Schools.

"From Occident to Orient" is a valuable contribution to the literature of sight-seeing. The author is happy in his description of familiar scenes in London and Paris. One can not see everything in such cities. Our gifted author has shown his fine taste in discriminating what to see, as well as appreciation of the good and beautiful when seen.

Next to a visit abroad is the pleasure of reading these brilliant descriptions of what is to be seen. L. Y. Hays,

Feb. 8, 1890. Pres't Fort Dodge Collegiate Institute

Rev. W. A. Smith, in his new book, "From Occident to Orient," gives evidence that he is one of the very few eastern tourists who has true taste and appreciation in sight-seeing, as well as discrimination concerning what to see, and that he possesses the happy faculty of describing, in a pleasing, entertaining, and instructive manner, the things seen.

Although comparatively few are privileged to enjoy a visit to the Old World, this charming little volume, by its beautiful and vivid descriptions, enables every one to visit, in imagination, those historic places and scenes while sitting at his own fireside. We predict for the book a hearty welcome and a large sale. W. B. Ashley,

Prof. Mathematics in Fort Dodge Collegiate Institute.

"From Occident to Orient" is a rare book of travels. It seems especially designed for the busy people of a busy age. The author does not waste words, but presents, with great concentration and in a pleasant, graphic and interesting style, the things every intelligent reader wants to know about. The book will not be, willingly, laid down until it is finished,

The lectures, covering a portion of the same field, are characterized by the same qualities. They are straightforward, clear, attractive descriptions of the places visited. Illustrated by splendid stereopticon views, an insight is given into the Holy Land and other countries, not to be obtained in any other way. *No one can fail to be* greatly profited and entertained.

W. O. Rustoe, D. D., Pastor 1st Pres'b't Church, Dubuque, Ia.

INTRODUCTION.

IT is supposed that the Magic Lantern originated early in the 13th century, when it was employed to excite the awe and credulity of the public by so-called magicians. This continued to be its principal use until within the last thirty years. Whereas, formerly, those skilled in arts and sciences sought craftily to preserve their knowledge a secret, except from a chosen few, it is a characteristic of the present age that the man of science seeks to share the result of his labors with his fellow man.

The Magic Lantern has been modified, improved and re-named so that the stereopticon of today bears little resemblance to the crude instrument which excited the wonder of the ignorant and enabled the unscrupulous to play upon their superstitious fears in the ages that have passed away.

The scientific investigator, the educator, the lecturer and he who simply caters to the higher amusement of the public, find in the stereopticon an indispensable aid. In its improved form most delicate investigations into chemical, physical, electrical and pathological phenomena are possible; and what is of most importance, the method of conducting such research, and its immediate results can be shown to an audience as easily as to a single individual. The educator can illustrate in the most effective manner by its aid, Physiology, Botany, Natural History, Chemistry, etc. Problems can be demonstrated, drawing lessons given, maps, diagrams, formulas and a great variety of exercises suitable for the class room can be displayed in a way to impress them upon the memory more firmly than by the older methods. Those who have made use of the Solar Microscope and Stereopticon largely for purposes of instruction are enthusiastic in its praise. **Literary Colleges use it.** A gentleman at the head of one of the largest institutions in the country where a stereopticon is constantly used, writes thus: **"After the Stereopticon, the Blackboard seems almost good for nothing. I wonder how we have managed so long without it."**

Medical Colleges. We have supplied many medical colleges with a complete outfit for using the Microscope and Stereopticon with Solar and Artificial light. This method of illustrating medical lectures is very popular with the students, and insures full seats during the hours when this apparatus is employed.

Microscopists find frequent use for the solar and oxy-hydrogen light, especially when spending many hours daily in original investigation. It enables them to study many processes on a larger field, giving the relation of parts, and economizes time, aside from the convenience of being able to demonstrate to all observers the work done.

Lecturers, whether engaged in instructing the public through the medium of lectures on natural science, or furnishing intellectual amusement suited to a promiscuous audience, thoroughly appreciate the benefits accruing from the use of the Stereopticon with a suitable selection of slides. The public never tires of good pictures and now that the art of photography has developed methods by which the amateur can easily learn to make his own lantern transparencies, a good Stereopticon is a most profitable investment for those who are engaged before the public.

Sunday Schools may not only be amused and interested, but religious instruction may be impressed upon the hearts of young and old in a most effective manner by a Stereopticon in the hands of a judicious Pastor or Superintendent. The illustrated Sacred Hymns, especially, form the most touching and beautiful exercise that can be imagined. Some of our leading Pastors use this instrument constantly to illustrate the Sunday School Lessons.

Temperance Societies find in the Stereopticon an invaluable aid in exciting interest in this subject which so large a proportion of the public regard as hackneyed and tedious. So extensively is this realized abroad that the most exquisite and varied lecture sets bearing on **Temperance** have been prepared, many of which have never been introduced into this country.

Bands of Hope, Juvenile Humane Societies, etc., which are designed for the benefit of children need every resource for imparting amusement and instruction, judiciously intermingled to keep up the interest of their members. In the Stereopticon they possess the very elements needed for this purpose.

Lodges, Granges, Grand Army Posts and all other Societies of a similar character, make considerable use of the Stereopticon as an attractive and economical means of illustrating their rituals or contributing to the interest of their entertainments.

Insane Asylums and other Public Institutions where those mentally or physically enfeebled are cared for, find the Stereopticon an endless source of interest; the minds of the patients can be directed to any subject thought desirable, by properly selected pictures.

Parlor Entertainment. The Sciopticon affords a never failing source of amusement in the family. Impromptu exhibitions are well

adapted to while away the long dreary evenings in stormy weather when people are so apt to find time hang heavily on their hands. The young people can receive valuable help in forming a refined taste for art by the exercise of care on the part of the older members of the family, in the selection of slides. The Sciopticon has not been so generally introduced into the family in this country as in Europe. The cheap and worthless instruments offered for parlor entertainments have caused dissatisfaction and have been cast aside. As soon as the public, generally, becomes aware that a cheap and satisfac tory apparatus is manufactured, there is no question but that this form of home entertainment will be more generally appreciated. Many ladies who have become expert in amateur photography entertain their friends at home with the products of their "summer outing" in the form of views which they have taken of the objects and places of interest discovered in their trip. These can be so readily transformed into beautiful lantern transparencies that this art has become a fascinating recreation to those willing to take the trouble to acquire the simple but necessary details of the process which will be found described in this catalogue.

Advertising with Stereopticons has become a popular method of bringing advertisers to the attention of the public. Properly managed, this is lucrative both to the exhibitor and his patrons.

The business card of advertisers being displayed singly and repeatedly while the interest of the observers is sustained by interspersing beautiful views of scenery and comic pictures, makes an impression on the memory which is less likely to be forgotton than when seen in an ordinary printed circular, on a picture card, or in a newspaper column. Amateur photography has done away with the only obstacle hitherto in the way of the success of this business; the cost of reproducing the business card, place of business or samples in the form of a lantern transparency is reduced to a trivial sum, and there need be no delay in doing the work.

It would be difficult to find any apparatus or instrument capable of furnishing such a variety of entertainment and instruction as a good Stereopticon. Late improvements have greatly simplified the methods of producing a brilliant light, with due regard to safety and economy, and all persons interested in the art of Projection are cordially invited to communicate with us in regard to the subject.

A PROFITABLE BUSINESS.

THE question of profit in a well managed Stereopticon Exhibition is one which admits of but one answer. This form of entertainment is exceedingly popular among all classes, and when the proper means are employed to bring it before the public it cannot fail to be highly remunerative.

The outlay required to secure a first-class outfit is less than for any other businesss which pays so well.

About 75 views are sufficient for an evening's exhibition. If a greater number is used less effort will be required on the part of the lecturer.

There is no difficulty in learning to work an apparatus; any one of ordinary intelligence can learn from the printed directions how to manage an Exhibition successfully. It is not even necessary that a man prepare his own programme or lecture; if he is inexperienced in such work he can obtain illustrated lectures in print all ready to read in connection with the views presented. No heavy labor is demanded, so that persons in delicate health have often succeeded in carrying on the business successfully. It offers an excellent method of paying expenses of travel to such as are compelled to seek change of climate without the necessary means to do so, and at the same time affords light and pleasing employment, which is frequently of no less advantage to the health seeker than the change of location. In almost every locality there is an opening for a man to do a large business in giving exhibitions to Sunday Schools, Academies, Lyceums, Public Audiences, Families, etc.

These are usually conducted on shares when given in churches, and almost everywhere halls can be rented for a percentage of the receipts. The running expenses are very light and the profit large when well advertised.

We are at all times ready to give suggestions or information to those about to engage in this business, and those who can find it convenient to call at our place of business will be shown, in detail, the method of running an exhibition.

We have the only showroom in the West where the Stereopticon may be seen at work at any time during *business hours.*

READ CAREFULLY.

WE consider this the most important page in the Catalogue. We intend to give full and complete information on every point connected with Lanterns, Slides, and every subject pertaining thereto, *All Previous Lists Canceled.*

A general index of Lanterns and Accessories will be found on..... Index Page I
An itemized general price list will be found on..... Index Page IX
A complete "General List" of Slides will be found on Index Page VI
A complete list of sets of Slides with descriptive "readings" or "lectures" will be found on..... Index Pages III, IV
Slide renting fully explained on page..... 129
Lanterns, pages..... 10, 44
Lantern Accessories, pages..... 51, 126
Gas and Gas Making Apparatus, pages..... 94, 97, 99
Ether Saturators, page..... 83
Mailing Rates for Slides, page..... 9

Terms.

Invariably Cash in advance, or C. O. D.

When goods are ordered C. O. D. a sufficient remittance to defray transportation charges both ways must accompany the order.

How to Remit.

By currency in registered letter; by Post Office or Express Money Order; by New York or Chicago exchange.

How to Order and Have Goods Shipped.

Write plainly your name, express and post office address, giving name of town, county and state; be careful to write your signature legibly. Much trouble arises from a blindly written signature. Always give the *full* name of article wanted, number of same, and page in Catalogue. In ordering Slides give subject, name of Slide, page and number. Always be explicit in giving shipping directions, whether by mail, express or freight, and when possible, the express company or R. R. route you prefer, stating the day you desire us to ship; we will comply with same, but will not assume the responsibility of safe or prompt delivery. Traveling lecturers and exhibitors should always give us their *permanent address* and also a list of the towns on their "route" so that we can always reach them by direct mail and avoid the risk and delay of having letters and parcels forwarded. Always allow plenty of time for correspondence to go and come. Remember it takes some time to fill an order after it is received.

Mailing Rates vs. Express Charges.

It is much cheaper to send many small articles by mail than by express. Limit of weight is four pounds. Slides will be mailed at the following prices, which includes box, packing and *postage:*

1 Plain or Unmounted Slide..... 10c. 1 Wood Mounted Slide..... 10c.
3c. each for additional Plain Slides. 4c. each for additional Mounted Slides.
For Registering Package, 10c. additional.

THE SOCIETY STEREOPTICON.



L. No. 1.

This little Lantern has been designed more especially for home use; for parlor entertainments; for those who cannot afford the more expensive Lanterns. The Condensing Lenses used in this Lantern are 4½ inches in diameter, so that the standard size of Lantern slides can be used. The Objective or Projecting Lens is achromatic. Heretofore these low-priced Lanterns have been mere toys, and would only take the cheap toy slides, which are much smaller in size, and of inferior quality. This Sciopticon has the most powerful Two-Wick Lamp manufactured, and is provided with a Reflector, which materially increases the illuminating power of the lamp; it burns with a brilliancy hitherto unsurpassed in a low-priced Oil Lantern; it is the best cheap Lantern in the market, and must be seen and tried to be appreciated; it is made in a durable and substantial manner, and every part being riveted it will bear any amount of rough usage. This Lantern is one of the lowest priced and most complete made, occupying a space of only 15x5½x14 inches, and weighing but 6½ lbs. At the price quoted is furnished a neat traveling case.

PRICE.....$25.00

THE ARGAND SCIOPTICON.



L. No. 2.

The Argand Sciopticon meets a demand that has long been made upon Lantern manufacturers for a low-priced Magic Lantern of sufficient power to give satisfaction not only to children but to adults as well. This is essentially a Lantern for home instruction and amusement. The Lantern can be attached to any Argand Student Lamp; we show two cuts, one complete, and one of the Argand Student Sciopticon without the Student Lamp, ready to be attached. Among many claims that may be made in support of the desirability of this Lantern are: As the manner or method of Kindergarten instruction has become, and undoubtedly will remain popular, so will the use of the Magic Lantern combine instruction with amusement, and afford inexpensive and inexhaustible entertainment to those who are its fortunate possessors. It is not a toy; with it can be used the standard make of Lantern slides, or transparencies—as made by different makers all over the world. As the source of light is from the ordinary Student Lamp, which almost every one, rich or poor, uses to read or study by, no especial preparation is necessary. All there is to do is to attach the Lantern, and project

upon a common sheet hung on the wall, or suspended in a doorway, or better still, upon the white wall itself. No offensive odor; no intense heat; perfectly clean, and always ready for use. It will make a clear, bright picture 6½ to 7½ feet in diameter. It is packed in a neat carrying case, with slide carriers and stops ready for use.



L. No. 3.



L. No. 4.

PRICE, complete with Lamp.....$25.00
" without Lamp.....20.00

McINTOSH SCIOPTICON.



L. No. 5. For use with Oil.

PRICE, complete in a neat canvas case with handle..... $40.00

Inside of Case measures: 15¾ in. long, 7¾ in. wide, 15½ in. high.

The body is of Russia iron; the cell that holds the condensing lenses, of brass; the hood is of spun brass in telescope form, presenting a feature entirely new and unique, and which effectively prevents the diffusion of light throughout the room. The objective is mounted on a skeleton frame-work consisting of steel rods and brass tubing so arranged that the rods telescope into the tubes, and the hood telescoping into itself enables it to be shut up close to the body of lantern and packed in the small sized case above mentioned. This same movement admits of the easy adjustment of the objective at proper distance from the condensers, which can be diminished or increased as the lantern is brought nearer to or further from the screen. The objective furnished with this lantern is the One Quarter Darlot; is achromatic and a high grade lens.

NEW MODEL SUNLIGHT OIL LAMP.



L No. 6.

We take pleasure in presenting to the public a new Four-Wick Oil Lamp, which may be justly regarded as a triumph of skill; effects being produced hitherto deemed impossible of accomplishment with an oil light. The new model four-wick Sun-Light Oil Lamp is the most powerful lamp ever manufactured for lantern slide projection. The open space beneath

the body of the lantern affords a large air chamber to which fresh air has free access, while the open space about the chimney permits an extra draught in addition to that furnished by the chimney itself. We have expended hundreds and hundreds of dollars in our endeavor to bring before the public an oil lantern that was satisfactory. We have succeeded, and at last it is an established fact. Especial attention is called to the excellent ventilation whereby perfect combustion is secured and an accumulation of heat prevented. It is impossible, with reasonable care in first lighting up, to cause cracking of the condensers from heat, the ventilation being arranged to draw the column of hot air back or away from them. This lamp burns with a brilliancy hitherto unsurpassed; it is easily filled, trimmed, and kept in order. The chimney is made of metal throughout; immediately in front of, and also behind the light, there is an opening for the light to pass to the condenser and reflector. These openings are covered with plates of the highest grade of thin annealed glass of peculiar shape, manufactured expressly for this purpose. This glass is so thin that the amount of light obstructed by it is imperceptible; it is tough, and practically unbreakable except by sheer carelessness. Each glass is easily removed and is entirely independent of the other; the body of the lamp being attached to the fount with a hinge,



L. No. 7.

renders each and every part easily accessible. The reflector is made after the most approved pattern, and is finely nickel-plated. It is attached to the outside of the chimney, and is protected

from the heat and smoke by glass plates intervening between it and the flame. It is perforated in the center to allow examination of the wicks without exposing the eye to the full light of the lamp. It is all metal except the windows. No glass chimney or isinglass to get scratched, marred, or broken. The flame is pure white and of intense brilliancy, surpassing in illumination any effect previously produced by oil.

DIRECTIONS FOR MANAGING THE NEW MODEL SUN-LIGHT OIL LAMP.

1. Use only the very highest grade of oil, 150° test.

2. Do not fill the fount too full, or when the oil gets warm it will expand and run over.

3. A little common camphor dissolved in oil will increase the brilliancy of illumination. It has one disadvantage, that of charring the wick.

4. A coal-oil lamp is like a race-horse—it must be thoroughly warmed up to do its best work. Always turn up the wicks gradually; a very little at a time, until you accomplish the best results on the screen, without the lamp smoking.

PRICE Sun-Light Lamp,.....$12.50
" " " Glasses, each..... .15
" " " Wicks, per dozen..... .25

Dimensions of Sun-Light Oil Lamp—
Width, with Flange, 5⅜ inches.
" without Flange, 4 inches.
Length of Fount, 6⅝ inches.
Height of Lamp body, 8½ inches.
Distance from bottom of Lamp to center of flame, 5½ inches.

CHICAGO, ILL., Nov. 9, 1889.

McINTOSH BATTERY AND OPTICAL CO.,
141 & 143 Wabash Ave., City.

Gentlemen:—In reply to your favor of the 7th inst., I am pleased to inform you that of the many oil lanterns received from you for the use of our Councils, each one has proved entirely satisfactory. The simplicity of construction, and the ease with which they are manipulated, together with the splendid results obtained, commend them at once to public favor.

I take great pleasure in recommending your lanterns.

Yours truly,
C. A. WARREN,
Supreme Scribe, Royal League.

CHICAGO, ILL., December 1, 1889.

To McIntosh Battery and Optical Co., Chicago, Ill.:

GENTLEMEN—After a very careful test of your new Sun-Light Oil Lamp with a number of others, I find that in brilliancy, even illumination, etc., it is far superior to any I have ever seen. It is unnecessary to add that I am pleased with my purchase.

Yours truly,
J. B. McCLEERY,
Member Chicago Lantern Slide Club
and Chicago Camera Club.

THE McINTOSH SCIOPTICON.



L. No. 8.

ARRANGED FOR USING THE LIME LIGHT.

PRICE packed in a neat canvas case with handle..... ..... $40.00

The only changes required to transform the No. 1 Sciopticon from an oil to a lime-light Lantern are the removal of the tall chimney and substitution of the low flat top, shown above, and the replacing of the lamp by the adjustable jet. The method of lighting up, focusing, etc., will be described on pages **16 and 107.**

This apparatus is recommended to teachers, more especially in the lower grades, but since it is possible to operate the Polariscope in many experiments it can be made available for some of the experimental work in the higher grades, and the convenience of being able to get into work at a moment's notice, and without the trouble of making oxygen, is very great.

This Lantern when arranged for the Incandescent Electric Light presents the same appearance as above, and is called the McIntosh Sciopticon No. 3.

PRICE, *in case*.....$40.00

SPECIAL FEATURES OF THE SCIOPTICON.

The exhibitor being provided with an outfit with which either form of light can be employed is prepared for all emergencies. In a small hall his oil light will be sufficient and will save expense, while in a large hall his more powerful light will be at hand, and in case of breakage of any part of his apparatus for the lime light, he can furnish a very creditable entertainment with his Sun-Light Lamp.

We do not offer this as a substitute for the ether-oxygen or oxy-hydrogen lime light, but we claim that it far surpasses any oil light in the market, and that the cheapness of this light with the rapidity of lighting up is a practical advantage for many purposes.

The McIntosh Sciopticon, in simplicity, compactness and brilliancy of illumination, surpasses every other oil lantern we have seen. The price is as low as a satisfactory apparatus can be manufactured for, and we do not hesitate to guarantee that the purchaser will find it in all respects as we represent.

The McIntosh Sciopticon is the only Oil Lantern that will show a plain or colored photographic transparency on the screen 10 feet in diameter, as it should be, the picture being as sharp and distinct as it is possible to make it with the oil light.

The McIntosh Sciopticon has a burning surface of 8 lineal inches of wick, arranged in such a form as to allow all the rays to be caught within the radius of the condenser.

The McIntosh Sciopticon is perfect in combustion, casting a beautifully white and flat field, entirely shadowless. The oil in the lamp remains quite cool, owing to the perfect ventilation inside the lantern.

The McIntosh Sciopticon has a special combinationof lenses adapted expressly to utilize the whole light of the lamp in producing a uniformly illuminated image, free from chromatic or spherical aberration, and capable of perfect adjustment at varying distances.

The McIntosh Sciopticon is arranged so that the slide carrier, lens holder and brass cell holding the condensers are movable, thus insuring perfect adaptation to all distances and for all purposes where an oil light could reasonably be expected to give satisfaction.

The McIntosh Sciopticon is made in a thoroughly substantial manner, every part being fastened with screws, and will bear any amount of rough usage, to which it must necessarily be subjected, when forming a part of a traveling exhibitor's outfit.

This Sciopticon is therefore furnished in three separate styles, viz:

No. 1 Sciopticon for use with Oil $40.00
No. 2 " " Lime Light 40.00
No. 3 " " Incandescent Electric Light 40.00
No. 1 " *complete*, and either of the other Lights 50.00
No. 1 " " " both " " " " 60.00

In other words all three kinds of Light, Oil, Lime Light and Electric Incandescent are adapted to and interchangeable in either of the three Sciopticons.



L. No. 9.

With a pair of Sciopticons as above shown, with a dissolving Key placed between them, very excellent dissolving can be accomplished; either the oxy-hydrogen or oxy-ether light may be used, the dissolver working equally well with either. If one cannot afford to purchase the entire dissolving outfit at one time, this scheme affords a very desirable outfit; since one can purchase a single lantern, and from careful advertising, and judicious management, can soon make enough money to purchase the additional portion of the dissolving outfit, which would be one more lantern, and the dissolving key. All of the lenses used in this lantern are of the same grade, as in the more expensive instruments; full sized condensers 4½ in. in diameter are used; the objective or magnifying lens is achromatic, and is of first class quality The two lanterns with the Dissolving Key, 10 ft. screen, slide carriers, and slide stop, and the requisite amount of tubing, are securely packed in a neat traveling case, which is, in turn, packed in a heavy outside case for shipment.

PRICE of outfit, as above enumerated $90.00

The "Sciopticons Dissolving" arranged for use with the Sun-Light Oil Lamps with a dissolving shutter and 10 ft. screen list at *$100.00.*

The "Sciopticons Dissolving" arranged for use with the In*candescent Electric* Lamps, with "Dissolving Switch" and *ft. screen list at $95.00*

THE McINTOSH OPAQUE SCIOPTICON.



L. No. 10.

SCIOPTICON FRONT DETACHED TO ALLOW USE OF THE OPAQUE ATTACHMENT.



L. No. 11.

VIEW OF RIGHT SIDE.

PRICE.....$50.00

" Opaque Attachment alone..... 10.00



L. No. 12

VIEW OF LEFT SIDE.

The Opaque Sciopticon is the McIntosh Sciopticon with what is called an Opaque Attachment, for the purpose of throwing the image of opaque objects on the canvas; it is sometimes called the Polyopticon or Megascope. By its use a cabinet photograph or the works of a watch, can be reflected on the screen, as can also numerous other articles, forming a very pleasant means of entertainment. The lantern slide, or transparency, is not used as in the ordinary lantern, yet in less than a minute the Opaque Attachment can be removed and the lantern used in the ordinary way with lantern slides.

This Opaque Attachment is designed to be used on the McIntosh Sciopticons, Nos. 1 and 2, but it can very easily be adapted to any other lantern

In fitting this attachment to lanterns other than those of our own manufacture, it will be necessary for the customer to send *his lantern to us.*



L. No. 13.

EXHIBITOR'S STEREOPTICON.

PRICE, packed in a neat, substantial case, with hinged lid, lock and handle..... $65.00

The Stereopticon shown in above illustration has an iron frame for base 17 inches long, 7½ inches wide, nicely japanned. The body is of Russia iron, brass trimmed, and all the parts are fastened together by screws in a firm and durable manner. The door in the side is open to show the arrangement of lime and jet within. Convenient means for raising, lowering or otherwise centering the light, and for trimming the lime are provided. The jet is platina tipped and perfectly adjusted for mixed gases. The raised and open base admits air freely, while the chimney is so placed as to draw the current of heated air away from the condensers, and with it the particles of lime that would otherwise settle upon and obscure the condensers. The slide carrier is movable, and is fastened firmly in position by a thumb-screw. The slides may be inserted at the top or side. The sliding brass front is retained in position by a brass collar. Achromatic, double combination lenses for long and short distances, focused by rack and pinion, are furnished with this apparatus. It is made throughout with every attention to detail, so that it can be recommended as a first-class working instrument, that will successfully withstand such hard usage as a traveling exhibitor's outfit must necessarily receive. For the *price it is* the most satisfactory Stereopticon in the market.



L. NO. 13½ PAIR OF EXHIBITOR'S STEREOPTICONS FOR DISSOLVING.

PRICE, per pair, with Dissolver, in a neat packing case, with lock and handles, suited for a stand when exhibiting $125.00

The effect of Dissolving Views is one of the most pleasing that the Stereopticon is capable of producing. The term "dissolving" is well chosen, for while the spectators are viewing a picture it can be made to almost imperceptibly fade away, and as it disappears an entirely different one begins to appear, and as the old picture dies out the new one becomes perfectly distinct. The ingenious advertiser can turn this mechanism to good account in keeping up an interest in his display of advertisements. It is usual to employ two separate lanterns, or an apparatus with two or more separate optical parts. A pair of Exhibitor's Stereopticons is admirably adapted to this work.

These Stereopticons can be employed equally well with ether-oxygen or oxy-hydrogen lime light, the dissolver working perfectly with either. This apparatus, from its comparatively light weight, substantial make and the absence of all unnecessary accessories is well adapted to an Advertiser's Outfit. The Lanterns may be used singly when necessary, a matter of great convenience for business purposes. They will be furnished at the same price in separate cases if preferred.

THE PHŒNIX STEREOPTICON.



L No. 175.

PRICE $100.00

The Phœnix Stereopticon is the lowest priced double or dissolving lantern of high grade on the market. The body is of polished Russia Iron, handsomely trimmed in nickel, permanently attached to a hard wood tilting board so that it can be easily raised or lowered. It is furnished with our No. 1 Dissolving Key and a pair of first-class adjustable jets so that it can be used equally well with either oxygen and hydrogen or oxygen and ether. The lenses, both condensers and objectives, are imported and of first quality, the former full 4½ inches in diameter, of medium focal length, the latter known as the one-quarter Darlot, made by the maker of that name in Paris. It has good ventilation so that it does not get overheated. A new feature embodied in this lantern, and possessed by no other, is the condenser cell being so constructed that either lense can be instantly removed (independent of the other) for cleaning, or when it is necessary to replace a broken one. It is 18 in. long, 18 in. high, 7½ in. wide and weighs 20 lbs. At the above price is included a telescope *canvas traveling case.*

THE CHICAGO MODEL SCIOPTICON.



L. No. 16.

This lantern is a Single Sciopticon, and is essentially the same as the lower lantern of the New Chicago Model Stereopticon, described on the following page. The essential parts being the same, simply a single lantern instead of a dissolving Stereopticon. Those who cannot afford the outlay necessary to purchase the dissolving lantern can purchase this Sciopticon, and commence giving their entertainments and easily make the money necessary to purchase the Top Lantern and Dissolving Key, and then have one of the best lanterns made.

PRICE, in Brass, Nickel Plated, with Canvas Traveling Case..... $62.50

Page 9 we consider very important, and careful reading of it will answer many questions and give you much information. If any question arises, write and we will cheerfully give you all the information we can.

THE CHICAGO MODEL.



L. No. 17.

The Chicago Model Stereopticon has been expressly designed for the use of the professional traveling lecturer and exhibitor. It is composed of as few parts as is deemed advisable in the erection of a thoroughly first-class instrument. The material is solid brass throughout and nickel-plated. It embodies several features not possessed by any other instrument. Not only are the legs folding, but they are also telescoped, so that no tilting board, or box, or case is necessary to place it on; and the length of legs is so proportioned that the front of Lantern can be easily elevated or depressed. The registering is established by a unique mechanical movement. The Jets which can be used for oxy-hydrogen or oxy-ether, are mounted with platinum-tipped goosenecks, sliding backward and forward on a track, or way, that is securely bolted to Lantern body, and can be easily raised and lowered and retained in position by a thumb screw, so that the accurate "centering" of the light can be accomplished in a moment. All the different sized objectives can be easily adapted to this Lantern. It is one of the most compact Lanterns made, and also *one of the lightest*, weighing less than 25 lbs., and occupying a

space when folded up of 18 inches long by 6½ inches wide by 14½ inches high. The manner of ventilating is something new and original, making it the coolest Lantern manufactured. The cells that hold the condensing lenses are easily removable; each Lantern has a hinge door into which is set a blue glass window, so that at any time the condition of the light can be ascertained without injury to the eyes by looking directly into the powerful light. The lime carriers are builded upon an entirely new principle, so that any ordinary sized cylinder of lime can be securely held without having to *whittle it* down to fit. With this Lantern, at price quoted, is included two sets of double system plano-convex condensing lenses fully 4½ inches in diameter, 6 inches in focus, mounted in brass cells; one pair accurately matched achromatic objectives, or magnifying glasses, free from chromatic or spherical aberration, wide angles, giving different magnifying powers, with telescope movement for the coarse adjustment, and a rack and pinion mechanical movement for the fine adjustment; two improved adjustable jets, with solid platinum points; our new style Dissolving Key, with special "off-flow" stop cocks designed for use either with gas bags at low pressure or cylinders at high pressure; also with the ether-oxygen or the oxy-hydrogen light; one pair of slide stops, one pair of slide carriers, and a sufficient quantity of rubber hose for connecting up jets to dissolver. The Chicago Model Stereopticon complete, as above described, is securely packed in a substantial telescope canvas traveling case, which in its turn is packed in a heavy outside case for shipment.

PRICE, in Brass, Nickel Plated..... $125.00

All Dissolving Keys should be carefully cleaned before each exhibition, and oiled or greased so that they work smoothly. Take care that no grease remains in the grooves. We put up in ounce boxes a preparation designed especially for this purpose and call it the "Dissolver Lubricator."

PRICE, per box..... $0.25

McINTOSH COMBINATION STEREOPTICON.



L. No. 19.

PRICE, complete in neat packing case 21 inches long, 9½ inches wide, 13½ inches high, with lock and handle..... $85.00
Without brass front, condensers and lens..... 42.50

The base of this handsome apparatus is an open frame of iron, ornamented with japan and gilt, with nickel plated legs 4 inches long. The body is nickel plated, with hinged door in the side for adjusting the jet and lime, and peep hole of blue glass, through which the light can be examined without injury to the eyes from its intense brilliancy. The body is also hinged upon the frame, and may be turned back off from the light for convenient manipulation in certain chemical experiments, and also to light the room at the close of an entertainment. The special jet furnished with this Stereopticon is platina tipped; it is shown in detail and described on another page. There is the same general arrangement for ventilation as in the instruments previously described. The solid brass front can be removed and employed for Solar illumination. It is attached to the body of the Stereopticon by a universal ring, therefore those who are already supplied with our Solar Microscope and Stereopticon Combination, and wish to employ artificial light, can obtain the Lantern portion without the necessity of duplicating the optical parts. The opening of slide box is sufficiently wide to admit a variety of physical apparatus employed for demonstrating the phenomena suited to Stereopticon lenses. The objective lens may be removed and the Microscope Attachment substituted for it. This apparatus was originally designed as

an accessory to the Solar Combination, the optical parts being mutually interchangeable for the purpose of employing the calcium light when sun-light is not available.

Two of these Stereopticons placed side by side make a very fine dissolving apparatus, as all the adjustments are perfect and firm, so that pictures can be accurately registered upon the screen without distortion, and without the constant motion, which is an undesirable feature of many forms of apparatus offered as first-class Dissolvers.



L. No. 20.

MICROSCOPE ATTACHMENT.

PRICE, with best quality 1½ inch Objective $40.00
With second quality 1½ inch objective 30.00
Without Objective 20.00

DESCRIPTION.

K represents the body.
O, the Objective.
C, Coarse Movement.
b, Screw for holding Frog Plate, etc.
S, *S*, Clips for holding Object Carrier.
C', Sub-Stage Ring.
R, Flange cut in threads to fasten in Sliding Tube of Stereopticon.

This Microscope Attachment is designed expressly for projection, and is supplied only with such working parts as are actually necessary. It has the Society Screw, which adapts it to most objectives of American or English make, and also the broad Butterfield Gauge, which admits of using a very large prism for polariscope work. The sub-stage ring will receive Polariscope, Secondary Condenser, Mounted Prisms, and other accessories to experimental work, including all that can be used below the stage on the McIntosh Professional Microscope. The rack and pinion movement permits great delicacy in focusing. This attachment will be found very satisfactory to those using the microscope only for projection. We can furnish other objectives than those named when higher powers are wanted.

THE McINTOSH COLLEGE LANTERN.

WITH VERTICAL ATTACHMENT.



L. No. 21.

The same description applies to this lantern proper as is given in description of the Combination Stereopticon on page 27. It is here shown with the Vertical Attachment in position, the front being divided just between the condensing lenses, enables the lantern to be used in the ordinary way, or in an instant converted into a Vertical Projecting Lantern. As shown in the cut it is mounted with the Stereopticon Projecting Lens. In the cut on following page is the same Lantern with Vertical Attachment, but in place of the Stereopticon objective, is shown the Microscope Attachment.

In placing an order with us always carefully read pages 9 and 127, 128 and 129 of catalogue.

THE McINTOSH COLLEGE LANTERN.

WITH MICROSCOPE ATTACHMENT.



L. No. 22.

PRICE,	with Vertical Attachment	$100.00
"	" " and Microscope Attachment	125.00
"	Vertical Attachment only	62.50
"	Microscope " "	20.00

McINTOSH VERTICAL ATTACHMENT.

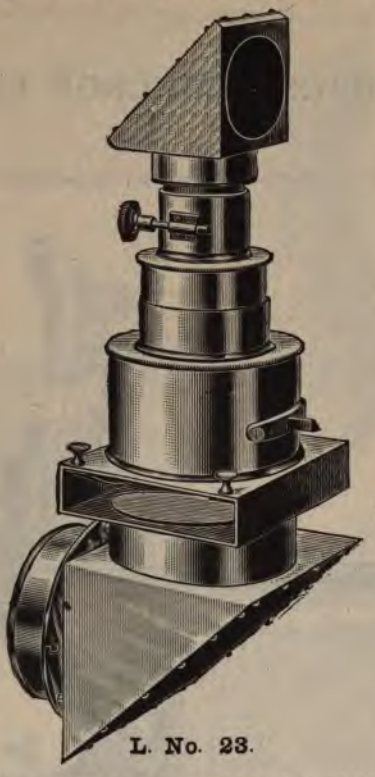

L. No. 23.

PRICE.....$62.50

This Attachment can be used on several of our high grade lanterns, such as the Combination Telescope, Biunial, Royal Photo Opticon, etc., etc. It can also be used on the Heliostat for solar projection, which for microscopic projection affords a method superior to any hitherto used.

The condensing lenses are of first quality glass, plano-convex, 4½ inches in diameter, medium focus, and especially adapted to this line of work. The objective is the one-quarter Darlot. This apparatus is designed expressly for the illustration and exhibition of the various phenomena attending the scientific experiments relating to heat, light, sound, electricity, magnetism, cohesion figures, and crystallization. No prisms are used, but *the finest* French plate mirror glass, which materially lessens *the cost of the* apparatus.



L. No. 24.

McINTOSH BIUNIAL STEREOPTICON.

PRICE, complete with Dissolver and substantial packing case, with lock and handles..... $175.00
With our new triple condensers..... 185.00

This elegantly constructed Dissolving Apparatus leaves nothing to be desired either in attractiveness of appearance, ease and convenience with which it may be manipulated, or the perfection of the work which it accomplishes. The solid iron frame makes a firm foundation, and prevents any jarring or unsteadiness of equilibrium, while adding no unnecessary weight on account of its skeleton form. The body of the Stereopticon is heavily nickel plated, and all the parts are fastened together by screws. The ventilation is adequate to prevent accumulation of heat in either compartment, and the particles of lime are drawn away from the condensers. The peep holes of blue glass, permit observation of the lights without opening the door. The lower brass front can be detached, and used with the solar apparatus. The upper brass front is adjustable by special screw movement to aid in registering perfectly with the lower. The optical parts are adapted to both sunlight and artificial light,

and the oxy-hydrogen or ether-oxygen gases may be employed as preferred. The jets have the same mechanical construction, with screw adjustment for centering the light as the one described on page 87.

The McIntosh Biunial has the finest quality of condensers, mounted in brass, screw cells, and solid brass fronts. The lenses are our latest improved double combination achromatic, adapted to all distances ever required; they are provided with rack and pinion and brass sliding tubes that will draw out, giving various focal lengths for different distances. The stages are arranged to take slides of all sizes, and to permit the attachment of various forms of apparatus employed in scientific demonstration. Some very fine effects may be produced by using the Stereopticon lens on one lantern, and the microscope attachment on the other. A microscopic object can thus be projected upon the screen. In physiological instruction it is convenient to turn from the anatomical to the microscopic structure without waiting to change lenses. A variety of experimental work that will occur to the practical teacher, is facilitated by this apparatus.

The simplicity of construction, durability of material, portability and perfect adaptation of every part to the work to be accomplished is appreciated at sight by all practical lantern men who have examined it, and although it has been before the public but comparatively a short time, the general recognition accorded it by competent judges, as the *Best Dissolving Stereopticon* yet *made*, and its ready sale are gratifying proofs of its merit.

THE ROYAL PHOTO-OPTICON.



Patented.

L. No. 25.

PRICE.....$300.00

This magnificent instrument is superior to anything heretofore manufactured in the way of a Magic Lantern. The lantern body is solid brass, burned black; the doors, of which there are two to each lantern, are of bronze and highly ornamental, each door having a landscape thrown up in relief, bronzed. Everything about the lantern is of metal excepting the tilting-board. This board is in two parts, is of solid mahogany, very thick and strong, to which the lantern body is permanently attached. The large thumb-screw by which the lantern is elevated or depressed is made with three threads to the inch, so that one single turn of the large milled head makes quite a difference on the screen. The top of this lantern is hinged, and when thrown back, *discloses the third* light; this third light being designed

for the illumination of the hall, theatre, or church at the close of an entertainment where they have no electric light, or cannot light their gas by electricity. In an instant when showing the last picture or the "Good Night" chromatrope, you can dissolve right over on this third light, and the hall is brilliantly illuminated so that the audience can readily disperse. Each door is provided with a blue glass window, so that the condition of the light can always be ascertained without injury to the eyes by looking directly into the powerful incandescent lime. The dissolving key furnished with this instrument is of the latest improved pattern, having the new Off-flow Regulating Needle Valves, for the establishment of the off-flow of hydrogen. No rubber tubing is used inside of the lantern. From either side of the mixing chambers a tube of brass passes backward and out of the lantern body. In lieu of having stop-cocks affixed to each tube as in the ordinary manner, separate blocks with needle-valve attachment, are placed on the back of the lantern to which the tubes are attached by short pieces of rubber hose. One feature of these attachments is that you may establish your equilibrium of gases and have your lantern all arranged for work several hours before the entertainment, and by means of these valves you can shut off the supply of gas without disturbing the needle-valves, so that when you light up in the evening you can do so instantly, and yet have a perfect equilibrium established. The jets are both mechanical, whereby the raising and lowering, and moving from right to left or vice versa, and forward and backward movements are all controlled by several milled-head screw movements. This lantern is provided with first-quality Plano Convex Condensing Lenses, four and one-half inches in diameter, mounted in brass fronts so that they can be removed easily for the purpose of cleaning, or if one should become broken through an accident, it can be quickly and easily replaced without disturbing the entertainment. The ½ objectives or magnifying glasses are achromatic and free from chromatic or spherical aberration. Of medium focal length, they have two magnifying powers, controlled by the finest rack and pinion focusing movement. The lime carriers are also mechanical, since you can raise or lower, or turn from right to left by a milled-head screw on the back of the lantern. Both fronts are of solid brass, removable at will. The upper front can be revolved so that all mechanical slides that have a vertical move-

ment can be used. This is a feature that is rarely possessed by any other lantern. We think that every one who has ever operated a Royal Photo-Opticon, will say that it is more easily managed than the ordinary style of lantern, and that its very appearance is such that it will impress an audience as being one of the finest lanterns made. We only make one style, and one-priced lantern of this pattern. The price of the lantern alone just as depicted in the engraving, without any accessories whatsoever, is $300.00 We make up for this lantern an outfit consisting of the lantern as above described, with one pair of 50-foot cylinders filled with gas, each cylinder being mounted with our Double Needle Valves; one 24-foot screen, one electric signal, one lecturer's reading lamp, one lecturer's stand, one portable screen frame, 200 feet best quality screen rope, 100 plain photographic transparancies, 30 colored wood-mounted slides, for $450.00 net. This lantern is packed securely in a heavy, hard-wood lantern case.

WATSEKA, ILL., Nov. 14, 1889.

THE McINTOSH BATTERY AND OPTICAL CO., Chicago.

Gentlemen:—The Chicago Model Stereopticon I purchased from you is perfection itself. The more I use it the better I like it, and the more I find to admire in its uniform and beautiful results.

No lantern that I have ever seen can compare with it for Exhibition purposes. The pictures are the clearest and brightest possible and the dissolving effects are marvelous, while the consumption of gas is very little indeed.

The ease and rapidity with which it can be set up and taken away again is also a great advantage. In fact I would not give up mine for a whole army of any other makes of lanterns I know of.

You omitted to send me the Lime Tongs which the Doctor said should go with the Lantern.

Please send me *at once* by C. & E. I. freight two 50 ft. cylinders of gas, and oblige,

Truly yours,

JOHN B. ASTLEY.

THE TRIPLE CHICAGO MODEL.



L. No. 159.

PRICE, with Triple Dissolving Key and 6 Objectives..... .....$300.00

With this Lantern at the list price is furnished the highest grade Triple Dissolving Key, three matched one-quarter Darlot Objectives, and three matched one-half Darlot Objectives, and case. It is the lightest, most compact, portable, and lowest priced Triple Stereopticon manufactured.

THE SCENIC TRI-OPTICON.



L. No. 26.

PRICE..... $400.00

This instrument was constructed for producing special scenic effects in one of the leading theatres in Chicago (McVicker's). Its perfect success has induced us to place a description and cut of it in our new catalogue. It is tri-unial in construction, that is, the three lanterns are placed one above the other. The upper one has a clock-work movement for revolving a circular disc of glass on which are cloud effects, etc., for *producing movable effects.* These, when projected on a screen,

have the appearance of moving clouds or figures. The middle lantern has a mechanical movement slide carrier, by means of which, figures, etc., are made to move across the screen, and have the appearance of passing through moving clouds. The lower lantern has an instantaneous shutter in front of the lens, worked by means of an air-bulb. With this device, lightning can be flashed on the screen and produce with the cloud effects a perfect representation of a storm By the aid of the triple key, the light of each lantern can be controlled at will; all three jets can be lighted at once, one or more gradually turned up or down, or suddenly flashed on the screen. By means of a peculiarly constructed diaphragm in front of the two upper lenses, a beautiful blending effect can be produced, and the clouds near the edge of screen are so blended that there is no sharp line of light; and figures, thrown on the screen apparently come out of dense clouds and pass off, in the same manner. The lenses are achromatic, of special construction, with so short a focus they will cover a screen forty-six feet wide, when the instrument is placed at a distance of 36 feet. This can be done at an angle of 45 degrees, which allows the instrument to be used back of the flies of a theater stage. We believe this is the first instrument ever made to do this work and to produce these effects. Not only the effects described above, but a great variety can be produced by this combination. This Stereopticon can also be used for producing effects obtained by such lecturers as Stoddard, Philip Phillips, Ragan and others. Each lantern has mechanical platinum tipped jets, triple four and one-half inch condensing lenses, and special achromatic objectives, or magnifying lenses. The tubes holding the lenses and condensers are of brass, finely lacquered. The body of the Stereopticon, triple-key, etc., are all finely nickel-plated. The price of this instrument complete, as described, in case, $400.00

THE TRI-OPTICON.



L. No. 27.

PRICE.....$350.00

This Lantern at the list price includes the Triple High Pressure Dissolving Key, with high pressure connections, and three matched one-half achromatic Darlot Objectives, together with first quality condensing lenses, and best mechanical jets; the complete lantern packed in a substantial traveling trunk. We consider this instrument to be one of the finest dissolving triple stereopticons made.

THE ROYAL CHICAGO.



Patented.

L. No. 28.

L No. 28. Price in Brass Nickel Trimmed.....$ 400.00
L No. 160. Price, in Aluminum..... ..... 600.00

These magnificent instruments are furnished at the above prices with three matched achromatic one-half Darlot Objectives, three pair of matched condensing lenses of white glass, 4½ inches in diameter, 6½ inches focus, three mechanical jets made from the best and latest patterns, and a Triple High Pressure Dissolving Key, with high pressure connections; the entire lantern being packed in a solid and substantial traveling trunk, and that in a heavy outside case for shipment. This lantern possesses an elegance of appearance, together with an efficiency of action that only the highest degree of finished workmanship can produce.



L. No. 161.

PRICE.....$175.00

The "Knock Down" Lantern has been builded expressly for the use of the Expert Lantern Exhibitor, for the operator who has owned and used other Lanterns and is thoroughly familiar with their advantages and disadvantages.

This "Knock Down" Lantern is designed more expressly for the use of the Traveling Exhibitor than the one who has a place for permanent Exhibit. It "Knocks Down" in every signification of the word. In dismantling for packing, Objectives disengage from Condensers, Condensers remain in situ, Jets detach from steel rods, Hood folds up flat, front and back body frames slide on steel rods engaging the centre frame. The six Bessemer steel rods forming skeleton of body are withdrawn, the Dissolving Key remains in situ on tilting board, and the entire Lantern packs snugly in the case depicted in cut. The case furnished with this Lantern is a strongly made sample trunk that can be checked as baggage with safety. Trunk, Dissolving Key, Hose for Lantern, one pair ½ size Darlot Objectives, two pair 4½ inches in diameter and 6½ inch focus Condensing Lenses, one pair Semi-Mechanical Jets for mixed gases (oxy-hydrogen, oxy-ether or oxy-gasoline) are furnished with this Lantern at the list price of $175.00.

THE McINTOSH ADJUSTABLE FEED ARC LAMP.

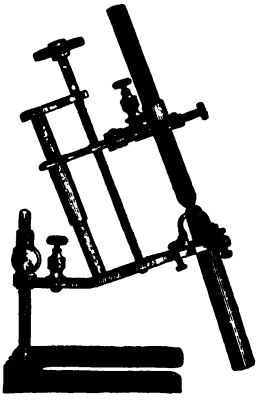

L No. 176.

PRICE $30.00
Rheostat for cutting down current... ..... $10.00

Simple in design, of but few parts, yet provided with all the essential points of excellence, it furnishes the exhibitor with an Arc Lamp that can be used on either continuous or alternating current, and on account of its small size can be easily adapted to almost any lantern. Requires no more attention than the ordinary lime light. The moderate price brings it within the reach of every one.

THE McINTOSH ARC LIGHT SCIOPTICON.



L No. 177.

PRICE,..... net $110.00

The Arc Light Lantern as depicted in above cut is designed for use on the ordinary continuous electric current of 110 volts. The light is noiseless, steady, white and intense. The Arc Lamp itself is automatic in every sense of the word, requiring scarcely any attention during an entire entertainment. The light is so powerful that it can be used in a half darkened room and bring out the picture on the screen bright, clear, sharp and distinct. This lantern can also be furnished with a lamp for use on the alternating current, particulars concerning which will be given on application. With the lantern at above price is furnished a neat carrying case. We also furnish a double or dissolving Arc Light Stereopticon, consisting of two of the above lanterns one above the other, and provided with a dissolving shutter attachment with which the finest dissolving effects can be produced.

McINTOSH DISSOLVING ARC LIGHT STEREOPTICON.



L No. 178.

PRICE, with Dissolving Shutter	Net,	$230.00
" " " Switch	"	235.00
" of Double Rheostat		20.00
" " Plug and 10 ft. Cable and Q. S. Wire	Net,	5.00

This Dissolving Arc Light Lantern, as shown in cut, is designed for use on the "direct" or straight 110 volt current. It can be used on either the arc or incandescent circuit of this voltage. These lamps can also be wound to order for use on the 50 volt alternating current. We carry them in stock for the direct current and make them to order for the alternating current. It is always necessary to use a Rheostat in circuit with each lamp. Some prefer the Dissolving Shutter, others prefer the Dissolving Switch. Either work well and produce beautiful effects.



THE TRIPLE ARC LIGHT LANTERN.

L. No. 163, Price Net.....$400.00

This Triple Arc Light Stereopticon is probably the first of its kind ever manufactured. It was constructed for the use of the Panorama of Kilauea, situate in the Midway Plaisance during the World's Fair. With this instrument vividly realistic scenic effects of the burning Volcano of the Sandwich Islands are effected. This Lantern is used on a 2,000 volt alternating current which through a transformer is cut down to thirty volts. Each lamp has its own Rheostat and its own switch. Either one of the three lamps, either two of the three, or all of them can be used at will. The Rheostat and Transformer can be furnished for any voltage. Each lamp will carry fourteen amperes of current. At the price of $400.00 we furnish everything depicted in cut, Switches, Rheostats, Lamps and Lantern complete and also the transformer not shown in cut. There being so many different systems of current used the Arc Light Lanterns are only builded to order. It requires about two weeks' time to fill an order.

ELECTRIC LIGHT FOR PROJECTION.

CUT OF INCANDESCENT LAMP ATTACHED TO BASE.

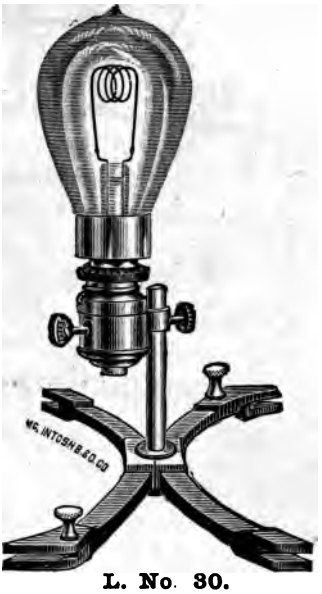

L. No. 30.

It often happens that a person has a permanent place of exhibition and that he frequently has an electric light circuit at his disposal. The above illustration represents a 150 or 300 candle-power incandescent lamp in socket with spiral carbon, attached to a base, and ready to be used in Sciopticon No. 2 in lieu of either the Sun-light oil-lamp or the adjustable jet. This lamp can be furnished for a current from 50 to 110 volts. With this light a very good 10 ft. picture can be made. The cost of running this light is trifling. The Arc Electric light can also be used, and is the most powerful artificial light that we have, see pages 43 and 47.

Size of 50, V. 150 C. P. Lamp 7½ inches from base to top of globe, 3 inches diameter of globe, 4 inches from center of base to center of front of globe.

Size of 110 V, 300 C. P. Lamp 9 inches from base to top of globe; 5 inches, Diameter of globe; 5 inches from center of base to center of front of globe.

PRICE of Incandescent Lamp on Base with Socket.....$12.00
" " " no Base, no Socket..... 7.50
" *Base only*..... 3.50
" *Socket only*..... 1.00

ELECTRIC LIGHT LANTERNS.

THE INCANDESCENT SCIOPTICON.



L. No. 31.

PRICE	with Incandescent Lamp	$30.00
"	extra lamps (no socket or base)	7.50
"	base only	3.50
"	socket only	1.00

This lantern is intended for use where one has the use of the electric incandescent light current. It is provided with full size regular condensing lenses and an achromatic objective or magnifying lens. This lantern is furnished with either the 150 C. P. lamp for a 50-volt current, or a 300 C. P. lamp for a 110-volt current. The lamp *must* be adapted to the current you have; these lamps cannot be used on currents of different strength, so that this lantern is calculated only for those who are permanently located, not for the traveling exhibitor. In ordering, state which lamp you want. This style of light for exhibition purposes is superior to the oil light and yet inferior by far to the lime light.

Both the Incandescent and the Arc Electric Lanterns can be used as a dissolving lantern by placing two of them side by side and using a special form of switch by which the dissolving effect

can be accomplished. For permanent exhibition and advertising purposes there is nothing like the arc light, it is much cheaper for continuous use than the lime light.

We make use of the highest grade self-focusing arc lamp, and test every outfit before sending it out.

PRICE	Single Arc Light Lantern.....Net,	$110 00
"	Double or Dissolving Arc Light Lantern..... "	220.00
"	Dissolving Switch for Dissolving Arc Light Lantern.... "	15.00
"	Single Incandescent Sciopticon.....	30.00
"	Double or Dissolving Incandescent Sciopticon.....	60.00
"	Switch for " " "	10.00



L. No. 32.

Dissolving Key with Adjustable Valves, No. 1.

PRICE..... .....$12.00

This Dissolver is made especially for mixed gases, and works equally well with the ether-oxygen and oxy-hydrogen gases. It is finely fitted, accurately adjusted, and each one is tested before sending *out*. The method of making connections with the Lantern and *Saturator is clearly* shown in the diagram on page 92.



L. No. 33.

Dissolving Key No. 2 with Adjustable Valves and Stop Cocks.

PRICE.....$15.00

This Dissolver is provided with stopcocks to regulate the supply of gases when using the gas from gas bags or when using oxygen from cylinders and ether from the saturators. As the stopcocks are on the Dissolver it is not necessary to have them on the jets or burners.

THE HIGH PRESSURE DISSOLVING KEY.



L. No. 34.

PRICE.....$30.00

The Dissolving key for use with oxygen and hydrogen gases is of improved construction; and with it more perfect dissolving effects can be accomplished than with anything heretofore manufactured. The professional lecturer and traveling exhibitor always use cylinders or tanks to carry their gas in; and into a cylinder 12 in. in diameter by 48 in. in height, as much as 50 cubic feet is compressed under enormous steam pressure. When using gas under this high pressure, it has been difficult heretofore to establish the equilibrium of the gases, to regulate the supply of gas to each lantern, without darkening the screen somewhat when in the act of dissolving. With this new key this difficulty has been entirely obviated; the gases are under such perfect control, the relative proportion so finely adjusted, that from the beginning to the close of the exhibition there is absolutely no difference in the brilliancy of illumination, no matter in what position the lever of dissolving-key may be; whether on the lower or upper lantern or upon both at the same time. *This has been* accomplished by having each side of the dissolver *entirely separate* and distinct from the other, so that there is no *admixture of the* gases, and so regulating the flow of gas, that in

identically the same ratio of proportion that you diminish the intensity of the brilliancy of illumination, or technically speaking, the candle power of one lantern ; in an exactly corresponding proportion you increase the incandescence in the other lantern. This regulating of the supply and establishing the equilibrium of the gases can be made hours before the entertainment, so that when the time to light up comes, all that is necessary to do is to turn on a full head of gas at the cylinders and touch a match to the jet, and you are, at once, ready for exhibition without further adjustment.

PRICE complete with High Pressure Hose and Couplings..... $30.00



Patented.

L. No. 35.

PRICE with H. P. Hose..... $50.00

The Triple High Pressure Dissolving Key.

This Dissolver is designed for use with three lanterns; it has three plugs, three levers and three sets of valves, so that each lantern is entirely separate and distinct from each of the others. Either lantern can be used at will, either two of the three may be used together, or the whole three can be thrown on the screen at the same time. For beautiful "effect dissolving" there is nothing like it.

THE McINTOSH CYLINDER GAUGE.



L. No. 29. ..... PRICE $10.00

INDISPENSABLE TO THOSE USING GAS FROM CYLINDERS.

This is a gauge that the exhibitor has been longing for. Every one who has used gas in cylinders, knows how provoking it is not to know how much gas there is left in a cylinder after the close of an entertainment. This gauge meets the long felt want and is reliable and accurate; it is something entirely new, and we have applied for patent. Its scale is calibrated for four separate sizes of cylinders, known as 20s, 30s, 40s and 50s, and yet another scale for the "pressure to the square inch" in pounds. At a glance one can tell the exact number of cubic feet contained in a cylinder of any of the above sizes, and as the consumption of gas under pressure averages five cubic feet to the hour, instantly determine whether he has gas enough for another entertainment, and thus serve as a guide for ordering a fresh supply of gas. Example—Suppose you have a pair of 40-foot cylinders, and have run an exhibition of two hours and your gauge indicates 160 lbs. pressure, look at the column for the 12x42 cylinder, the number opposite the needle is 29, showing that there is that number of cubic feet remaining in cylinder.

McINTOSH DOUBLE NEEDLE VALVE.



L. No. 36.

PRICE.....$5.00

All of our cylinders are furnished with the McIntosh Double Needle Valve in place of the old style of Single Needle Valves. The threads on these valves being of standard size can be readily attached to nearly every make of cylinders There being two needles, the establishing of the equilibrium of the gases is very easily accomplished. The Valve that has the wheel attachment being the fine adjustment, and the spindle in top of valve, regulating supply from cylinder. In turning on gas see that the wheel valve is closed tightly; open the spindle one full turn, or turn on as much as is necessary, allowing the gas to come out on to the wheel needle valve; now, with this latter valve, establish the equilibrium, then, as the pressure goes down in the cylinders, all that is necessary to do is to open up the main spindle of valve. In this way you can connect hours before your entertainment, and when ready to commence projecting, all you have to do is to open the main valve and light up, the adjustment already being controlled by the wheel valve.

IMPROVED CYLINDER KEY.



L. No. 36 1-2.

PRICE.....$1.00

Adjustable Jet or Burner No. 1.



L. No. 37.

PRICE..... .....$8.00

This Jet No. 1 has no stopcocks and is designed for use with gas used from cylinders only, or can be used with gas bags or for the oxy-ether light, when used with Dissolver No. 2, which has stopcocks for establishing the equilibrium of gases.

Adjustable Jet or Burner No. 2.

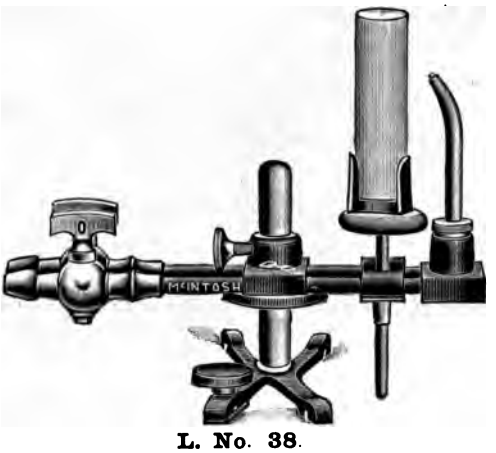

L. No. 38.

PRICE.....$10.00

This Jet No. 2 has stopcocks, and can be used with cylinders or gas bags, or with the Ether-Oxygen Lime Light without *alteration*

Adjustable Jet or Burner No. 3.



L. No. 39.

PRICE.....$15.00

This Jet No. 3 has both stopcocks and a Mechanical Lime Movement and is the best adjustable jet manufactured. It can easily be fitted to nearly any style or form of lantern. Price of parts of Jets, viz.:

PRICE of "Platinum tipped" Goose-Neck.....$ 1.50
" " Crowfoot and Upright..... 3.50
" " Jet No. 2, without Crowfoot and Upright..... 6.50
" " " No. 3, without " " " 11.50

The Mechanical Jets, such as are used on the Biunial and Royal Photo-Opticon are shown in the cut of lantern on page 87.

PRICE with Sliding Lime Movement.....$25.00
" " Mechanical Lime Movement..... 30.00

PORTABLE ADJUSTABLE EXTENSION SCREEN FRAME.



L. No. 40.

A practicable Portable Extension Screen Frame that can be adapted to all sizes of screens is a great desideratum to the traveling exhibitor. We furnish a portable sectional frame constructed as follows:

It is composed of the required number of sections, each section being three feet in length, one and a quarter inches in diameter, of tough, thoroughly seasoned whitewood. Two of the end sections have a sharp-pointed brad that stick into the floor so that it cannot slip or get out of position; the other two end sections, each have a pulley let into the body of the section through which is carried the screen rope, and is attached to a small screw-eye in the floor in a line with the face of the screen, and at the proper distance from the screen; then two guy-ropes at each side of the screen, one extending forward and one backward, serve to hold the screen immovably in place. This device answers admirably for screens up to twenty feet square. Larger screens than this require a heavier frame.

PRICE, per section $0 50

• • ● PRICE LIST OF SCREENS. ● • •

6 feet Square	$3 00	15 feet Square	$10 00
7 feet Square	3 00	18 " "	12 00
8 " "	4 00	20 " "	15 00
9 " "	4 00	24 " "	18 00
10 " "	4 50	30 " "	22 50
12 " "	7 00		

THE LECTURER'S ELECTRIC SIGNAL.



L. No. 41.

The Lecturer's Telegraph or Electric Signal is something that the lecturer must have. He must have some means of communication with his operator. The old methods of communication have been by means of a small bell; or by the disclosing of the colored signal light in the lecturer's reading lamp; and in some cases if the lecturer uses a pointer, he holds it in a certain position on the screen; sometimes he taps the floor; but there are serious objections to all these methods, as they attract the attention of the audience from the lecture, and by apprising them of the change of views frequently mar an otherwise beautiful dissolving effect.

This Electric Signal consists of a battery of zinc and carbon elements, the only chemical used is the ordinary sal ammoniac, to which water is added, so that the battery is a perfectly clean one; no disagreeable odor; no acid to slop over and ruin the clothing, very easily kept in order, and very inexpensive, costing less than 1 cent an hour; it also has, what is called, an "Electric Buzzer," the sound of which, can be so regulated as to be

heard by the operator alone ; 100 ft. of conducting wire, and a push button to be held in the hand of the lecturer. We put this signal up in two grades ; the cheaper with ordinary annunciator wire; the better grade, with a tinsel flexible cable cord covered with a braiding of mixed silk and worsted, that winds on a spool as easily as ordinary cord.

PRICE, with 125 ft. flexible cable cord.....12.5C

IMPROVED READING LAMP.



L. No. 42.

The ordinary Lecturer's Reading Lamp is used with a candle and does not give a good light. The Reading Lamp like above cut is furnished with a miniature oil lamp. Kerosene oil is used. When through using, it only takes a moment to remove the burner and fasten it tightly with a soft rubber cork so that there is no danger whatever of any leakage, and the burner and chimney packs snugly into the hood of the lamp. The call-bell has been done away with, as its use in signaling the operator is annoying, and detracts from the interest of the lecture. It is provided with a colored light signal that answers every purpose. This lamp affords sufficient light so that a type-written or manuscript lecture can be easily read, and at the same time will not illuminate the hall or screen.

PRICE, packed in a neat wooden box.....$3.50

THE LECTURERS' READING STAND.

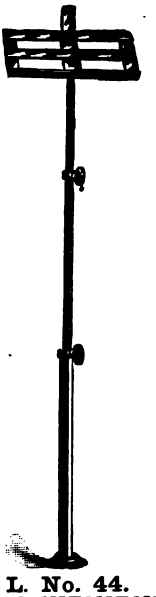

L. No. 44.

LIGHT, COMPACT, CONVENIENT, PRACTICABLE.

We make two styles of these portable Reading Stands; one a low priced stand, of Japanned iron, and the other a more elaborate stand of brass, telescoped, finely nickel plated. The cheaper stand is similar to those used by musicians. Both have an inclined rack to hold the manuscript; either stand will hold our Lecturers' Reading Lamp. It can be adjusted to any desired height. **L. No. 44** having a sharp pointed screw can readily be screwed into the floor.

L. No. 43, PRICE, Japanned Iron.....$1.50
L. No. 44, " Nickel Plated Brass..... 8.00

SLIDE PROTECTOR.

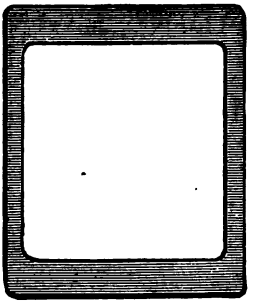

L. No. 45.



L. No. 46.

A new departure from the beaten track is our new "Slide Protector." The above illustrations represent this latest novelty, with the round-cornered square and the circular opening. The former is 2⅞x3 inches, and the latter 3 inches in diameter. They will accommodate slides 3¼x4 inches, or the English size, 3¼x3¼, and, moreover, an exhibitor possessing a number of slides mounted in wood can take them from the wood frames and place them in these tin protectors with perfect ease by simply using wood or cardboard fillers at the ends to prevent slipping out of center.

By this means one can do away with the bulky wooden frames and secure a uniformity in the size of all his slides—a great desideratum, as all lecturers and exhibitors know. Besides securing perfect safety from loss by breakage in transportation, slides thus framed will stand almost any amount of rough usage. These protectors are made of light-weight tin, fitting together one side over the other, the edges being bent to fit closely. In placing these on the market we do not ask an extravagant price, but have marked them at a low figure, placing them within the reach of all consumers alike, feeling sure that they will find appreciative and ready purchasers.

PRICE, per hundred..... $5 00

PRICE, each, wood mounts 4x7..... 15

Sample tin protector on receipt of 7 cents in stamps.
Sample wood mount on receipt of 17 cents in stamps.



L No. 164.

LANTERN SLIDE BOXES GROOVED.

Wood, for 12 Slides	$ .35
" " 25 "	.50
" " 50 "	1.00
" "100 "	2.00
Wood, Cloth Covered, with Safety Catch, for 12 Slides, L. No. 164	.50
" " " " " " " 25 " " " "	.75
" " " " " " " 50 " " " "	1.25
" " " " " " "100 " " " "	2 50

SOLAR MICROSCOPE AND STEREOPTICON COMBINATION.



L. No. 48.

DESCRIPTION OF SOLAR COMBINATION.

F is a frame of wood fastened in an open window.
M, the mirror attached to the frame on the outside of the window.
RR, Rods which work the mirror on a vertical and horizontal axis by means of spur-wheel gears.
V, Thumb-wheel, which turns the mirror vertically.
W, Thumb-wheel, which turns the mirror horizontally.
A, Stage, through which the slide holder is passed when the Stereopticon lens is employed.
s, s, Spring clips, which hold the slides when the Microscope Attachment is employed.
C, Brass cell, holding the condensers.
B, *Brass collar supporting* the tube *E*.
E, Sliding tube for changing the focal distance between the condensing lens and the objectives.
K, Microscope attachment.
O, Objective.
N, Secondary Condenser, which is inserted in the sub stage ring of microscope.
C, Screw for coarse adjustment.
f, Screw for fine adjustment.
b, Screw which fastens the microscope on its stand *S*.
T, Microscope tube, with eye-piece.
L, Stereopticon Lens.
S, Microscope Stand.
M, Mirror.
X, Substage.
Y, Mirror of Microscope.
Z, Objective box.

PRICE of Solar Microscope and Stereopticon complete, as follows: One large adjustable Mirror, for reflecting sunlight through the condensing lens; one 4½ Condensing Lens, set in large polished brass tube, with draw tube and space in large tube to receive the Stereopticon slides, one secondary Condenser; one Stereopticon Objective, with two achromatic combinations, for high and low power; one Solar Microscope; one Stand and Draw tube, to use the Solar as a monocular; one A and C eye-piece, 1½ inch and 1-5 inch first-class Microscopic Objectives.....**$157.50**

This price, $175, includes everything depicted in above cut. This outfit can be purchased in parts. See the following items:

L. No. 49. The Heliostat proper, or Porte Lumiere, as it is sometimes called, consists of the parts M, F, RR, V and W.... Price, $30.00

" 50. The Solid Brass Lantern Front, consists of parts A, C, R, E and L, without objective.....Price, $42.50
(It is the same front as used on the Combination and Biunial Stereopticons.)

" 51. The Professional Microscope, parts T, S, M, C, F, K, B, ss, X, Y, Z, complete, as described under L. No.54, page 61 of catalogue, is included in the solar Microscope and Stereopticon Combination.....Price, 100.00

" 52. The Stereopticon Objective, part L, is a one-quarter Darlot Objective.....Price, 7.00

" 53. The Lantern body ordinarily used with L. No. 48, for use with lime light, is the body of the Combination Lantern described on page 27, and is quoted, packed in case, but without front or optical system (front and lenses).....Price, $42.50

DIRECTIONS

For Using the Solar Microscope and Stereopticon Combination.

To employ the brass front of the McIntosh Stereopticon for Solar Projection, it is necessary to remove the condenser next the light, using only one condensing lens with the stereopticon lens L. For

Microscope Projection it is necessary to insert a secondary condenser in the sub stage ring of the microscope attachment before fastening it to draw tube *E*.

The Solar part of this Combination consists of a mirror, moved by spur-wheel gears in such a way that a beam of sunlight reflected from it can be kept in the same direction all day, if needed so long. The room in which it is used should have, preferably, a southern aspect, although an east or west one will answer for a few hours daily. The frame, *F*, should exactly fit into the window frame when the sash is raised or lowered (according as the lower or upper part of the window is most convenient), and the light should be excluded from the room.

To Darken the Room. Any plan may be adopted that will exclude the light. In our exhibition room the windows have opaque shades, and heavy canton flannel curtains draped back, to admit light. To darken the room the shades and curtains are lowered in a moment. We find this very convenient, and it is a method well adapted to the class-room.

To use the Solar as a Stereopticon. Fix the frame as already described, and revolve the mirror until a beam of light is thrown through the opening in the frame upon the center of the screen; fasten *C* to the frame, and attach *L* to the sliding tube *E* (in place of microscope attachment *K*, shown in cut). The sliding tube should be moved back so as to shorten the focal distance between *C* and *L* as much as possible. Insert the slide (inverted) in opening *A* and its magnified image will appear on the screen. If the outlines are not distinct adjust the focus by means of the wheel on *L*.

To use as a Solar Microscope. Remove *L* and attach *K* as shown in cut. The focal distance between condenser and the microscope objective needs to be greater than when the stereopticon lens is used, therefore draw out *E* two or three inches (this distance varies with different objectives), until a bright, white disk appears on the screen. Insert the slide upon which the object to be examined is mounted inside the spring clips *ss*, and focus the image on the screen by means of *c*. When very delicate specimens are to be examined, it is advisable to employ an alum tank to absorb the heat rays.

To transform the Solar into a Monocular Microscope. Remove *K*, and fasten it upon the stand *S* by the screw *b*. Slide the draw tube *T*, which carries the eye-piece into the solar tube *K*, and it is ready for use. The stand is solid and carefully made, and can be used with objectives of high power. This microscope has the *Society* Screw and the broad Butterfield Gauge, so that any objectives having the same can be used with it.

As sunlight is much more powerful than any artificial light, and costs nothing, the advantages of this apparatus are obvious. If sunlight were always available, nothing more would be needed; but since the investigator, the instructor and the exhibitor will frequently have occasion to use it with artificial light, the inventor has made his Combination Stereopticon, so that the optical parts are interchangeable with those of the Solar Apparatus. Ether-oxygen or the oxy-hydrogen lime light may be employed, and will probably remain the best substitutes for sunlight until considerable advance is made in the production of the electric light in a more economical and convenient form than at present.

OBJECT TEACHING.

Teaching by illustation has become an established practice of our day, and no instructor can afford to neglect object teaching. The principal obstacle in the way of its more universal application is paucity of the school fund, or a failure of the school board to realize the necessity for suitable apparatus. It is customary for teachers to extemporize apparatus, and in a crude way attempt to aid the eye in making plain many branches of study. This is certainly a help to the pupil in understanding the text book, yet it falls far short of what may be accomplished by suitable aids. In this practical age little value is attached to knowledge that cannot be transformed into capital to achieve some useful purpose, and any measures are certain to be appreciated which not only tend to fix in the memory the dry facts of the arts and sciences, but at the same time reveal their practical application. As an incentive to study experimental work is of the highest importance. This point cannot be better illustrated than by reference to experiments the writer witnessed when a boy. Having learned "by heart" from a text book on philosophy the properties of matter, none of which produced any deep impression at the time, he chanced to witness the death of a little mouse, which had been placed under the receiver of an air pump, from which the air was exhausted; also the bursting of a glass flask from the same cause; and had his hand held by atmospheric pressure on an opening in a glass jar so firmly that he was unable to remove it, until air was allowed to enter the vessel. These experiments made such an impression on his mind that for days he thought of little else, and ever after Philosophy was a new book to him. Many times had he looked at the starry heavens, and had constellations and stars pointed out to him, but it produced only a passing notice. But when he chanced to look through a telescope and beheld the planet Saturn and its rings, astronomy was

presented in a new light. It became a pleasure rather than a task to study it. On beholding for the first time a drop of water under a microscope he was astonished at seeing the myriads of living forms, it opened to him a new world of wonders and new desires to study; that boy, though too poor to purchase a microscope at the time, never neglected an opportunity to learn what he could in the department of microscopy, and was never satisfied until he was owner of the coveted prize. The above reference is made simply to show that ideas conveyed to the mind through the eye produce an impression as much stronger on the mind as reality is stronger than a dream. We forget common conversation, descriptions of places and things, but when we visit them, and their forms are conveyed to our mind through the medium of our eyes, they are indelibly impressed on our memory

This is the reason why object teaching yields such grand results. Many children cannot retain ideas which they receive through the medium of books, but when they are accompanied with illustrations the mind easily comprehends the description and retains it.

A want has long been felt by teachers and scholars for some way to illustrate without costly charts and maps, which occupy so much space and are so easily destroyed. This want has been fully met by Dr. McIntosh's Solar Microscope and Stereopticon Combination.

Lessons in drawing may be given by copies prepared upon glass by the teacher, and the light of the room may be sufficient to permit the pupils to work.

Geography, usually so dry and uninteresting to pupils, may be made not only instructive but amusing, by accompanying the text book lessons on the various countries with well selected views of the prominent points of interest, the inhabitants, their customs, occupations, architecture, manufactures, and products of the soil.

Natural history may be illustrated by views of birds, rats, mice, squirrels, frogs, toads, live fishes in tanks with transparent sides. The classifications, resemblances and differences existing in the animal kingdom may be made plain by life-like representations of the various objects of study, more conveniently even than when access can be had to well stocked museums, which are unfortunately too rare to supply the needs of the mass of pupils engaged in studying these subjects.

The demand of instructors for illustrations on these subjects have led the manufacturers of slides to provide a large assortment, which represent almost all the phenomena that are required for school room or college purposes. Special slides to illustrate additional points can *be made to order,* and glass cells furnished at small cost, which will

enable the instructor to prepare, as needed, specimens of the vegetable and insect world, as they exist in his immediate vicinity.

Geological specimens such as crystals of quartz, feldspar, mica, pyrites and other minerals, may be shown as well as diagrams or maps, of various strata, formations, etc.

Botanical specimens, especially the structure of plants, the germs and minute forms of vegetable life, offer an infinite variety of objects suitable for projection. It is impossible to do more than to refer briefly to a few of the applications of Projection Apparatus, the field of its usefulness extends to every branch of science.

With our Solar Combination it is possible to magnify an object one thousand diameters or a million areas, and still have it so well lighted that a large audience can see it plainly. A view of any given locality may be displayed, and the flora or fauna be projected upon it. The microscopic organisms can be shown on a large field, which affords opportunity to study their actual life, surrounded by their natural media.

List of Articles suitable for Projection. Hairs of animals, held between two pieces of glass; down from wings of moths and butterflies, (these adhere to glass without pressure); scales of fishes; eyes, legs, wings of flies; whole insects; stings of bees and wasps; antennæ of moths and mosquitoes; fibres of cotton, wool, silk, linen, ferns, mosses, lichens, leaves of trees; thin sections of wood; small flowers, stamens, pistils, pollen, seeds; mites in cheese; vinegar and paste eels; butterflies, beetles; animalcules in stagnant water; crystallization of camphor, indigo; sulphate of copper; diatoms; mould, and most microscopic preparations. Suitable objects may be found everywhere; in stagnant pools, in vases where flowers have remained a day or two; an infusion of hay; in most fermented liquids. The larva of a mosquito is a lively and amusing thing when magnified five or six feet in length. Histological research may be facilitated, and its results exhibited on a large scale.

Miscellaneous Subjects that may be Illustrated by Projection. Porosity, cohesion, divisibility of matter, capillarity; crystallization, as in ice flowers, lead, tin or silver trees; gravitation; acoustics; reflection and refraction of light; chromatic abberration; rainbow, mirage; dispersion; Newton's rings; recomposition of white light; absorption bands; spectrum analysis; fluorescence; polarization of light; diffraction; formation of clouds; maximum density of water: galvanometer, calorescence, magnetism, diamagnetism, electricity; decomposition of water; heating by the electric current; acid and alkaline reactions; precipitation; equilibrium of liquids;

artesian diver, hydrometer; diffusion of gases; fountain in vacuo; siphon; pyrometer; Torricelli's experiment; Marriotte's law; the manometer; Sprengel's air pump; influence of pressure on boiling point; conductivity of solids; convection; thermo-pile; umbra and penumbra; action of magnets; attraction and repulsion from electrical excitation.

By means of diagrams and photographs the most recent inventions in the arts can be illustrated and explained. The apparatus we have described is adapted to daily use in all schools and educational institutions, and we confidently claim that it will, when intelligently employed, arouse greater interest, and afford a more valuable and varied means of illustration than many times its cost invested in other apparatus designed for object teaching.

TESTIMONIALS.

We have many inquiries in regard to the utility of the solar microscope and stereopticon in the illustration of scientific and popular lectures before classes of students and public audiences. In answer, we give a few of the many notices received.

From Philadelphia Medical and Surgical Reporter. Report of American Medical Association, held at St. Paul, Minn.

The last paper at the morning session was read by Dr. H. O. Marcy, of Boston, who had for his subject "Uterine Tumors." The method by which the lecture was demonstrated, the means used being a solar microscope and stereopticon, excited a large degree of interest, owing to the wonderful clearness and brightness of the subjects cast upon the screen.

After the termination of the lecture, in obedience to the expressed wish of many of the physicians, the inventor, Dr. L. D. McIntosh, of Chicago, explained fully the principles of this solar microscope, an explanation that was listened to with much interest and close attention. This solar miscroscope may truly be considered a great aid to scientific investigation. By its aid physiology, pathology, histology can be studied, with illustrations of genuine sections. The circulation of the blood can be mirrored forth with startling distinctness; images of living animalculæ, minute insects and aquatic animals, with all their motions, thoroughly portrayed, and in cases where they are transparent the beating of heart and movement of the internal organs are vividly shadowed forth upon the canvas in a degree of perfection almost beyond belief. It is a combined instrument, and can be used as an ordinary monocular microscope and as a stereopticon. It is, however, very simple in its arrangement, there being no complicated parts that are liable to get out of order. The stereopticon proper is similar in appearance to the ordinary stereopticon, sunlight, however, being used instead of artificial light. This combination adds much to the value of the invention, and its utility is very largely enhanced. Its use is not confined to physicians and scientists, for it is an instrument that should be in all educational institutions of the higher grades. Its use as a means of instruction is of great value, as an object can be shown with equal facility to a large class or audience as to a single person. In the matter of economy, without taking into consideration the superiority of its work, it is in advance of the ordinary stereopticon, as sunlight is cheaper than artificial light. Another feature is that it is exceedingly portable, and can be placed in position in a very short time. The ordinary power is that of 500 diameters, although, with higher objectives, it is capable of attaining a power of 1,500 diameters. Taken altogether, it is truly an invaluable invention, and its use will be of an extended nature.

From Martins' *Druggists' Directory.*

Report of the American Medical Association and Exhibits.

RICHMOND, Va.

Dr. L. D. McIntosh, of Chicago, occupied a prominent share of the interest taken in the exhibition. One of the most interesting features was a view shown with his solar microscope of a live frog's foot, showing the circulation of the blood through the veins and arteries.

MORRIS, Ill.

To whom it may concern:

During the past year I have used Dr. McIntosh's Solar Microscope and Stereopticon in connection with school work. I recommended our Board of Education to purchase this instrument because I believed it would furnish an excellent means for a vivid illustration of topics in several subjects, and give pupils an added interest in

the subjects themselves. I am well pleased with the result. Our pupils in geography have gone with me on imaginary journeys to cities and bodies of water, about which they had studied in the text-book, and not only have they been delighted during the hour thus employed, but they have been better fitted for further study. The Stereopticon has been found exceedingly helpful also with classes in ancient and modern history, and in astronomy.

The Solar Microscope I have found to be of especial benefit to our classes in physiology and zoology, because with it images of sections of animal tissue, mounted specimens of insects and living animalcules can be thrown upon a screen, and shown at once to an entire class. If Boards of Education will purchase this instrument, and if teachers will use it, I am sure that the money expended, and the necessary time employed, will not be wasted.

L. T. REGAN, Sup't Public Schools.

From the Milwaukee *Evening Wisconsin.*

Wonderful Exhibitions.

Microscopic Illustrations by means of a Solar Instrument at this morning's session of the State Dental Society.

The principal interest this forenoon centered in the microscopic illustrations by Dr. L. D. McIntosh, of Chicago. They were exhibited by means of a solar microscope, and the exhibition was a rare treat. The best views were the showing of the circulation of blood in a pollywog, and the muscular contraction of a water mosquito. The exhibition was pronounced the most beautiful and perfect ever witnessed. The lenses magnified 700 diameters, and the blood could be plainly seen coursing through the venous and arterial system of the pollywog, displayed on a screen. The muscular contractions illustrated by the water mosquito were wonderful. The insect had been starved in clear water, and then was placed in turbid water under the glass. He at once commenced to feed in a manner that carried terror to the hearts of the animalculæ, and also soon seemed to fill himself, for after springing upon a number of germs, he quieted down. The expansions caused by breathing could be plainly seen, and the actions of his muscles when he sprang, cat-like, were wonderful to behold.

From the Chicago *Tribune.*

Seventh Annual Convention of the Western Academy of Homœopathy.

Dr. McIntosh entertained the academy with the exhibition of a solar microscope, operated on this occasion with an oxy-hydrogen light. Numerous sections of the lining membranes of the internal organs were exhibited, and other portions of the minute anatomy shown, a most interesting feature of which was the admirable representation of the circulation of the blood in the capillaries. Several insects were thrown on the screen, and an idea of the high magnifying power of the instrument will be given by the fact that a bedbug appeared precisely six feet long, and the wing of a fly twenty feet.

From American *Journal of Microscopy.*

Illinois Microscopical Society.

The annual meeting of the Illinois State Microscopical Society was held at the rooms of the Academy of Sciences, Chicago, April 22, 1881. The minutes of the previous meeting having been read, the Society was then entertained by Dr. McIntosh, who exhibited a new and improved form of solar microscope, combining an oxy-hydrogen attachment. The histological slides shown by this apparatus were fine, and called forth very general admiration.

From the *Southern Clinic,* Richmond.

Report of American Medical Association and Exhibits.

Dr. McIntosh, of Chicago, exhibits a line of Microscopes, Solar Microscopes, Stereopticons, etc. This is an elegant display, and Dr. McIntosh has given some beautiful exhibitions with his Solar Microscope, showing histological and pathological specimens.

From the Richmond *Dispatch.*

Dr. L. D. McIntosh, of Chicago, Ill., has on exhibition his Solar Microscope, a stereopticon combination. This instrument can be used as a common microscope, or as a solar in combination with the stereopticon. The Doctor gave an exhibition last night of the Solar Microscope, with the aid of the oxy-hydrogen light at Exhibition Hall, which was largely attended by members of the association.

From the *Pioneer Press,* Albert Lea.

Report of the Twelfth Annual Meeting of the Minnesota State Medical Society.

The State Medical Society opened its twelth annual meeting this morning. In the afternoon Dr. McIntosh gave a very interesting exhibition with his Solar Microscope, and exhibited many anatomical specimens.

From the *Inter Ocean,* Chicago.

A Beautiful Piece of Scientific Mechanism.

Teachers, scholars and all lovers of scientific knowledge should not fail, when visiting the Exposition, to see the McIntosh Solar Microscope and Stereopticon Combination. As a piece of mechanism, based on true scientific principles, it challenges the admiration of all thinking persons. Dr. McIntosh is to be congratulated upon the perfection of his instrument, and the hearty indorsement he is daily receiving for it from those who witness its wonderful workings.



L. No. 54.

DR. McINTOSH PROFESSIONAL MICROSCOPE.

PRICE, with one Eye-Piece (no Objective), in handsome, polished Mahogany Case.....$ 65.00

PRICE, with two Eye-Pieces and two Objectives, 1/5 and 1 1/2 inch, Physicians' Series..... 100.00

This Microscope, in its new and improved form, is the out-

come of years of experiment to perfect an instrument adapted to the higher grades of work, that could be furnished at a more moderate price than has hitherto been obtainable.



L. No. 55

The mechanism is perfect, and finely finished; the arrangements for using all necessary accessories are ingenious and convenient, nothing essential being wanting to make it fully equal to all the demands of professional microscopic investigation. The base is broad and sufficiently heavy to secure firm and steady support; it is provided with soft rubber pads beneath to overcome the ordinary vibratory motion of the table and prevent scratching. The pillar and arm are of solid brass, and the joint connecting them has strong steel bearings. The arm can be removed from the base by loosening the thumbscrew at the back, and the working part of the instrument may be removed for use as a solar microscope, or with the stereopticon for projection. By reference to the diagram the parts are shown separated, K representing the instrument with stand S and draw-tube T removed; the adapter for connecting with Solar Apparatus or Lantern is beneath the stage, but not shown in cut. The device for connecting the stand and arm is independent of the joint, and does not interfere with its movement or weaken it in the least. This is a feature of our Professional Microscope exclusively; the method of fastening R in arm A secures perfect solidity and freedom from motion or unsteadiness as completely as if they were united by a solid junction. The height of stand with draw-tube closed is 15 inches; with draw-tube open, 18 inches. Diameter of body-tube 1½ inches. The size of this tube adapts it to projection, or photography, as the rays of light passing through the objective are not cut off. It has the Society Screw and the broad Butterfield Gauge, which will admit of using objectives of low power with large lenses of wide angle, and also a large analyzing prism.

Inside the body-tube is an extra spring-tube, carrying a nickel-plated draw-tube: this device insures an even, smooth movement of the draw-tube. The inside diameter of the latter is 1¼ inches, length 7 inches; the lower end has the Society

Screw, which allows the use of objectives of the lowest powers, having long working distance. The size of draw-tube is the same in all standard instruments, therefore an eye-piece of standard size can be used. The coarse adjustment is made with a very smooth-working rack and pinion of long range. The fine adjustment is unequaled; it is without friction, and being adjustable has a very delicate movement that is not liable to get out of order. It is made with a large, graduated milled head micrometer screw, which moves the entire body-tube parallel with the axis of the objective. The large, concentric, rotating stage consists of a brass frame, in which is set a circle of plate glass forming the upper surface of the stage. A slide carrier moves on this plate over the field of the lens, and is held in position by ivory points pressing upon the glass plate forming a part of the carrier; this gives very smooth motion, and reduces friction to a minimum. Beneath the stage are adjusting screws. The mirror-bar moves on a graduated circle, carrying the sliding mirror, diaphragm, sub-stage, adapter, etc The bar swings above the stage for illuminating opaque objects. The Durkee Electric Illuminator may be attached to this bar if desired. Special attention is called to the device already described, whereby the working parts are convertible into a solar or projection microscope. Photo-micrography, which is now popular with microscopists, becomes convenient with this microscope and a suitable camera. Instantaneous photographs of living animalculæ can be made with direct sunlight, therefore it is evident that an instrument that can be adjusted to this work without impairing its value as a monocular, offers special advantages to the naturalist and investigators generally. We furnish to order objectives adapted to all the various forms of work to which this instrument can be applied, whether for individual study of minute structures and organisms, for projection, or photo-micrography.

MICROSCOPES.

We also manufacture the following Microscopes and if further information is desired concerning them, send for our Microscope Catalogue.

L. No. 56. McINTOSH NEW CLINICAL MICROSCOPE NO. 1.

Price, with one eye-piece, in case, no Objective..... $20.00
Price, with one eye-piece, in case, one-fourth, one-half, and one inch Students' Dividing Objective, giving 100, 200 and 350 diameters.... 28.00
Price, with one-fourth and one inch Objective, giving 100 and 500 diameters..... 32.00

L. No. 57. McINTOSH NEW CLINICAL MICROSCOPE No. 2.

With Rack and Pinion Movement.

Price, with one eye-piece, in case, no Objective..... 25.00
Price, with one eye-piece, one-fourth, one-half and one inch Students' Dividing Objective, giving 100, 200 and 350 diameters..... 33.00
Price with one-fourth and one inch Dividing Objective, giving 100 and 500 diameters..... 37.00

L. No. 58. SCIENTIFIC MICROSCOPE No. 1.

Price of stand with one eye-piece (no objective) 35.00
Price, with one eye-piece, and one-fourth and one inch Dividing Objective..... 47.00

L. No. 59. SCIENTIFIC MICROSCOPE No. 2.

Price, with one eye-piece (without objective)..... 45.00
Price, with one eye-piece and one-fourth and one inch Dividing Objective..... 57.00

For further particulars send for our Microscope Catalogue.



L. No. 60.

McINTOSH PHOTO-MICROGRAPH CAMERA.

Price, complete, including camera and double plate holder, Professional Microscope complete, with objectives (L. No. 54) and Lamp..... $115 00

No. 350. Same as M. No. 349, with Microscope Attachment (L. No. 20) on an adjustable base, without objectives, instead of with microscope, complete, price..... 50 00

AMATEUR PHOTOGRAPHY.

THE KODAK CAMERA.



THE KODAK

AND THE MAGIC LANTERN.

Kodak negatives are especially adapted for making magic lantern slides from, and any traveler returning from a trip with a Kodak can make or have made a set of slides from his negatives, and by the aid of a *magic lantern*, or stereopticon, take his friends with him over the ground he has traveled.

L. No. 61.	PRICE,	No. 1	$25.00
" 62.	"	" 2, 3½ inches diameter	32.50
" 63.	"	" 3, 3¼x4¼ inches square,	40.00
" 64.	"	" 4, 4x5 inches square	50.00
" 65.	"	" 5, 5x7 inches square	60.00

THE GENIE HAND CAMERA.



L. No. 66.

1. The "Genie" has the best and most ingenious Magazine now in the market, which permits, if desired, a single plate to be exposed and then extracted and developed immediately. Exposures can be made consecutively and more rapidly than with any other Magazine Camera. You can see the picture on a focusing screen before you make the exposure. No other Magazine Camera has this great advantage.

2. It has an ingenious and rapid Shutter arranged for time or instantaneous work.

3. It has the best method of focusing, also both vertical and horizontal finders.

4. It uses the Beck Lens, recognized as the Standard Photographic Lens all over the world. No other Hand Camera now in the market will approach it in this respect.

5. It is the smallest and most compact Magazine Hand Camera manufactured.

6. It has a perfect method of automatically registering every exposure as soon as made.

7. It is the simplest and handiest in its construction of all Hand Cameras.

8. The Magazine will hold twelve glass plates or twenty-four Carbutt transparent films.

9. It can be used as a Hand Camera or with tripod.

10. It has a white tablet for recording notes.

11. Any Hand Camera can be fitted with our Magazine, Shutter and Lens.

12. All working parts of the Camera being of metal, and the Magazine being air and light tight, no moisture can injure the plates or films, making it the best Hand Camera for travelers' use.

PRICES OF THE GENIE CAMERA.

L. No. 66. Covered with black grained morocco, with Beck Lens, and with Magazine containing 12 Glass Plate Carriers, using 8¼x4¼ plates.....$40.00

" 67. Price of the Genie Camera, same as above, but with Rapid Achromatic Lens..... 25.00

EXTRAS.

L. No. 68. Additional Magazines fitted with either Plate or Film Carriers.....each, $6.50

" 69. Tripod.....from $1.50 to 5.00

" 70. Black Leather Case with sling strap for carrying Camera... 2.25

LANTERN SLIDE PLATES.

POSITIVE AND NEGATIVE DRY PLATES.

We can supply all the different makes of prepared lantern slide plates at the regular market price which vary some. At the present time the prices are:

L. No. 71.	Carbutts' Negative Plates, 4x5, sealed.....	Per dozen,	$0.65
" 72.	" " " 3¼x4, "	"	.45
" 73.	Seed " " 3¼x4, "	"	.45
" 74.	" " " 4x5 "	"	.65
" 75.	Eastman " " 4x5 "	"	.65
" 76.	" " " 3¼x4, "	"	.45
" 77.	Carbutt Positive or Transparency Plates, sealed,	"	.55
" 78.	Eastman " " " " "	"	.70
" 79.	Cover Glasses.....	"	.30
" 165.	Cramer's Negative plates, 3¼x4, sealed.....	"	.50
" 166.	" Cover Glasses.....	"	.25

These prices are subject to market fluctuations.

PROJECTION LENSES.

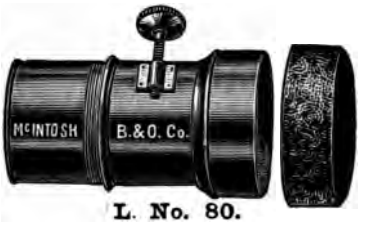

L. No. 80.

Acl.romatic Objectives for Lanterns.

The most desirable feature to be looked for in a Lantern Objective is its defining power; it is not difficult to obtain an objective of any desired magnifying power—what is wanted is a clear, sharp definition, a flat field brilliantly illuminated to the very edge of disc. There are many different makes of objectives on the market, but only a few are worthy of your attention. The best Lenses are the Darlot, Voigtlander, Dalmeyer, and Suter. We prefer the Darlot, taking everything into consideration, as the best Lens made for general work. These Lenses are mounted in finely finished and lacquered brass, and have the highest grade rack and pinion action. There are different sizes of Objectives, that are known as "One-Fourth," "One-Third," One-Half," "Two-Thirds," and "Four Four" sizes. While this nomenclature is arbitrary, and the same size lenses by different makers have different powers, yet the law of each lens is a fixed one—at a given distance it will make a certain size of picture. This law cannot be changed. The law of the different Darlot Lenses is as follows:

A "One-Fourth" makes a disc, or picture, in diameter or square one-half its range.

A "One-Third" Lens makes a disc, or picture, in diameter or square one-third its range.

A "One-Half" Lens makes a disc, or picture, in diameter or square one-third its range, less 10 per cent.

A "Two-Third" Lens makes a disc, or picture, in diameter or square one fourth its range, plus 10 per cent.

A "Four Four" Lens makes a disc, or picture, in diameter or square one-sixth its range, minus 10 per cent.

The "Wide Angle" makes a disc or picture, in diameter or *two-thirds of its* range.

Example: At 60 feet a One-Half size lens would cut a disc 18 feet square, or in diameter. The figures above given, while not exact to the inch, are accurate enough for all practical work.

Price List of Objectives.

L. No. 81	One-Quarter McIntosh	$ 6 00
" 82	One-Quarter Darlot	7 00
" 83	One-Third "	12.00
" 84	One-Half "	14.50
" 85	Two-Thirds "	21.00
" 86	Four Four "	32.00
" 87	No. 2 Voigtlaender	52.00
" 88	No. 3 "	65.00
" 89	No. 2 Suter	40.00
" 90	No. 3 "	50.00
" 91	The "Wide Angle"	11.00

Objectives when sold by themselves are Net.

We have just secured a combination set of Darlot lenses, there being three lenses in each set, viz., a "one-half," a "two-thirds" and a "four-four;" each lens ground to the same diameter, in the same size tube makes each lens interchangeable in the same collar, each lens fitting the same rack and pinion attachment, so that changes can be made instantly. Old exhibitors will appreciate the value of this combination.

L. No. 92.	PRICE per set of three (1-$\frac{1}{2}$, 1-$\frac{2}{3}$, 1-$\frac{1}{4}$	$50.00
" 93.	" " " matched pairs (2-$\frac{1}{2}$, 2-$\frac{2}{3}$, 2-$\frac{1}{4}$)	100.00

You will notice in above list The Wide Angle Lens at $11.00. This Objective we have designed especially for short range work. It will make a picture about two-thirds of its range, or, in other words, for every foot you go back from the canvas you increase the size of picture eight inches. It is one of the best lenses made for short range projection. These lenses are all accurately matched in pairs for dissolving stereopticon work.

CONDENSING LENSES, PLANO CONVEX, GROUND EDGES.

L. No.	94	1½	inches in diameter, unmounted	.....	$ 1 25
"	95	2¼	" " "	.....	1 50
"	96	3	" " "	.....	1 75
"	97	3½	" " "	.....	2 00
"	98	4	" " "	.....	2 50
"	99	4½	" " "	.....	3 00
"	100	5	" " "	.....	5 00
"	101	6	" " "	.....	7 75
"	102	7	" " "	.....	9 00
"	103	8	" " "	.....	10 25
"	104	9	" " "	.....	11 50
"	105	10	" " "	.....	13 00

COSMORAMA LENSES.

L. No. 106 7 inches in diameter, double or plano convex lens, 30, 36, 48 and 72-inch focus..... $ 3 00

" 107 6 inches in diameter, double or plano convex lens, 24, 30, 36, 48 and 72-inch focus..... 2 50

" 108 5 inches in diameter, double or plano convex lens, 18, 20, 24, 30. 36, 48 and 72-inch focus..... 1 75

" 109 4 inches in diameter, double or plano convex lens..... 1 25

The lens that is 6 inches in diameter, and from 24 to 36 inches in focal length, is the one commonly used,

PLANO, OR DOUBLE CONVEX LENSES, GROUND EDGE.

L No.	110	1/16	inch diameter,	1/8	inch focus,	- -		$ .65
"	111	1/8	inch diameter,	1/4	inch to	1/16	inch focus,	.65
"	112	3/16	inch diameter,	3/8	inch to	1/16	inch focus,	.65
"	113	1/4	inch diameter,	1/2	inch to	3/8	inch focus,	.75
"	114	3/8	inch diameter,	3/4	inch to	1/2	inch focus,	.75
"	115	1/2	inch diameter,	1	inch to	5/8	inch focus,	.75
"	116	5/8	inch diameter,	1¼	inch to	3/4	inch focus,	.85
"	117	3/4	inch diameter,	1½	inch to	1	inch focus,	.85
"	118	1	inch diameter,	2	inch to	1½	inch focus,	.85
"	119	1¼	inch diameter,	5	inch to	72	inch focus,	.50
"	120	2	inch diameter,	6	inch to	72	inch focus,	.60
"	121	3	inch diameter,	6	inch to	72	inch focus,	.75
"	122	4	inch diameter,	12	inch to	72	inch focus,	1.25
"	123	5	inch diameter,	18	inch to	72	inch focus,	1.75
"	124	6	inch diameter,	24	inch to	72	inch focus,	2.50
"	125	7	inch diameter,	30	inch to	72	inch focus,	3.00
"	126	8	inch diameter,	30	inch to	72	inch focus,	4.00

LIMES.

After a great deal of experimenting with the lime of the various parts of the country, we have finally obtained a lime the quality of which for use in Stereopticons we believe has never before been equaled. We are now making it up into cylindrical sticks two inches long and one inch in diameter, as perfect in shape as lime cylinders can be made, of good even quality, neither too hard nor too soft; their incandescent properties are unsurpassed. We put them up in screw top tin cans containing one dozen each—the cans being so constructed that they can be hermetically closed every time after they are used by the consumer.

L. No. 127. PRICE(per can) one dozen Limes.....net $1.00
Mailing rate per can, 25c.

We also furnish English Limes; those that have a hole drilled through the center. Also the Disc Limes, such as are used in some of the old style Lanterns at the present day.

L. No. 128. PRICE, English Limes.....$1.50 per dozen.
" 129. " Disc Limes..... 2.00 "

SCREEN ROPE.

One other desirable feature in hanging or putting up a screen is a good quality of rope. We supply the best grade Bird Island sash weight cord, which is tested to stand a tensile strain of 500 pounds dead weight. It is put up in skeins of 100 feet.

L. No. 130. PRICE per skein.....$1.00

CHEMICALS.

The chemicals used in making oxygen gas are Potash-Chlorate and the black Binoxide of Manganese. We put them up mixed, ready for use, in packages of 2½ lbs. each in the proportion of four parts of Potash to one of Manganese.

L. No. 131. PRICE per package..... Net, $0.50
" " dozen..... " 6.00

These prices are subject to the fluctuations of the market.

The consumption of gas varies with the pressure at which it is used, therefore with the ordinary gas-bag with pressure boards and weights a certain definite quantity to the hour is used; with the "Compressed Oxygen Outfit" more gas is used, with the

"Self-Condensing Outfit" still more gas is used, so that in each instance more chemicals are indicated; the packages above listed hold enough to make gas enough for 1¾ hours' use with the ordinary gas bag; for the "Compressed Oxygen Outfit" use one and a half packages; three packages will give 100-pounds pressure in the "Self-Condensing Outfit."

Pure Hydrogen is made from Sulphuric Acid, Zinc and water, ordinary commercial Sulphuric Acid and Scrap Zinc.

It is rarely used, most people using carbureted hydrogen, which is the common illuminating gas.

ETHER.

The best grade only of Sulphuric Ether should be used with the Saturator.

L. No. 132. PRICE per pound of the brand we use.....Net, $1.00

Sal Soda is used to make the water in the wash bottle Alkaline. Can be obtained at any drug or grocery store. Ammonium Chloride (Sal Ammoniac) and Mercury Bisulphate are used in the electric signal. Get at any drug store.

Gasoline, not less than 80° flash. We do not sell it.

LIGHT FOR PROJECTION.

SUNLIGHT excels all other forms of light for projection, but as this work, in many departments, is more conveniently carried on at night, it becomes necessary to seek a substitute.

The electric light ranks next to sunlight in brilliancy. A 800 c. p. lamp is made expressly for projection, which produces beautiful results. It can, however, only be employed where it can be connected with a dynamo, which limits its use to such buildings as are supplied with an electric light plant. The light produced from chemical batteries is altogether too expensive and troublesome to be employed except in the laboratory for experimental work. Until the problem of producing a compact, portable and economical battery for the production of the electric light is solved, the majority of projectionists will select the lime-light as practically the best illuminator in the absence of sunlight. A very intense light is produced by forcing a blowpipe flame of mixed hydrogen and oxygen gases upon a stick of unslacked lime. There are four varieties of this light, known as the oxy-hydrogen or Drummond light, the hydro-oxy-calcium light, the oxy-calcium or Bude light, and the ether-oxygen light. In the oxy-hydrogen, two gases are supplied to the jet from separate gasholders, and mix before issuing from the jet. This form of lime-light requires much more expensive and cumbersome apparatus than the others, but has been most used because the most powerful. In the hydro-oxy-calcium, coal gas is used direct from the house fixtures, and does not mix with the oxygen until it issues from the jet. This is the most simple form, but is only about half as powerful as the oxy-hydrogen, and its use is restricted to buildings supplied with coal gas. In the oxy-calcium, an alcohol flame supplies the hydrogen element; it is only about a quarter as powerful as the oxy-hydrogen, but is used in out-of-the-way places to save the trouble and expense of cumbersome hydrogen generators and gasholders. In the ether-oxygen light, ether vapor is substituted for hydrogen or coal gas in the oxy-hydrogen blowpipe, in such a simple and satisfactory manner that it possesses important advantages over every other means for producing the lime-light. This is accomplished by passing a small portion of the oxygen through a saturating chamber of peculiar construction, in which it takes up ether vapor, which it conducts to the jet by way of the

hydrogen key. The mixture burns like hydrogen or coal gas, and is brought to a focus in the usual manner, by admitting oxygen direct from the gasholder. This method is as simple and cheap as the oxy-calcium, as powerful as the oxy-hydrogen, and more convenient than either. Gasoline can be substituted for ether, and the intensity of light and expense of running are then the same as for the hydro-oxy-calcium, but with the advantage that its use is not restricted to buildings supplied with house gas, and the apparatus is complete for producing the more powerful light, with ether whenever it is wanted.

THE McINTOSH-IVES SATURATOR

FOR THE PRODUCTION OF

The most Brilliant and Powerful Oxy-hydrogen Lime-light. A Perfect Substitute for Hydrogen or Coal-gas. Stored without a Gasholder, and Ready at all Times. Supplied to the Blowpipe by Simple Mechanical Means, without Heat, and ABSOLUTELY WITHOUT DANGER.

Previous to the invention of Ives' saturating chamber, two or three experimentalists in Europe used ether in a "wash-bottle," forcing oxygen through the liquid in bubbles. The method was not a success, because the light flickered badly; the adjustments had to be changed frequently to keep it at its best; the ether chamber could not be disturbed without affecting the light, and to upset it was dangerous. Heat was also tried to vaporize the ether, but it proved troublesome and unsafe.

The construction of Ives' Saturator is such that there is no heat, no bubbling, no obstruction to the free passage of the oxygen, and it can be disturbed or upset without affecting the light or spilling any ether into the tubing. After one adjustment of the light, it will automatically regulate the supply of vapor to correspond to any variation in the supply of oxygen, thereby making the light almost as easy to manage as a coal-oil lamp. This is a very important advantage, which is possessed by no other means for supplying the hydrogen element to the oxy-hydrogen blowpipe.

FREEDOM FROM DANGER.

Some, who have not seen this vapor light operated, suppose that the mixture in the Saturator must be explosive, and consequently more or less dangerous. It has been proven that with other kinds or forms of saturating chambers, or with any form which has a filling that is improperly arranged or made of unsuitable material, this supposition

might be quite correct; but all Saturators *which are manufactured under our supervision* (it is unlawful to use any others with a porous filling) will be found to operate so perfectly that it is only necessary to pass a very small portion of the oxygen through them, and the mixture will burn like house gas, *without a particle of danger*, and *without the slightest irregularity*. The details of construction were not settled upon until about a dozen shapes and sizes were tested in a most careful manner, with several different kinds of filling; it was found that while the form, size and arrangement finally adopted by the inventor would meet every possible requirement, some apparently insignificant deviations therefrom would make a saturator quite unreliable and unsatisfactory for use with lime-light apparatus.

Since coming into our hands we have experimented extensively with a view to still further improving both its safety and its efficiency. We have made some half dozen improvements suggested by prolonged experience in working single and dissolving lanterns, and have no hesitation in pronouncing it, in its present form, superior in safety, convenience and quality of light produced, to hydrogen or any other substitute for it, in the production of the calcium light in its perfection.

☞ Any good oxy-hydrogen "mixed-gas" jet can be used, but those having a comparatively small aperture and a small mixing chamber are best. Oxygen may be supplied from either a bag, gasometer or cylinder, in the usual manner.

The McIntosh-Ives Ether Saturator is made in 2 sizes; Nos. 1 and 2.



Patented.

L. No. 133, No. 1 Tube. PRICE $15 00

No. 1, or smaller, consists of one cylindrical nickel-plated brass tube, having a diameter of 2 inches, and 13 inches in length, with a porous filling having a zig-zag channel cut into the center of the top ⅜ of an inch in width, and ⅛ of an inch deep, and about 25 inches in length, to allow the free passage of oxygen gas. On the upper surface of each end is a stop cock with nipples for the attachment of the rubber connections and also for filling with ether. This No. 1 Saturator is an improvement on, and has been designed to supplant entirely, the 2 Tube Saturator which we no longer make.

NO. 2, OR 3-TUBE ETHER SATURATOR.



Patented.

L. No. 134, PRICE.....$20 00

The No. 2 Ether Saturator is in every respect similar to the No. 1, excepting that it consists of three tubes, each constructed in the same manner as the tube in the No. 1 Saturator, and held together by clamps, as depicted in above cut. This size is designed for use with the double or dissolving stereopticon. The caps should be removed only when the porous filling needs drying out, and should be replaced on the tube having the same number. The Saturator will more than replace the cumbersome hydrogen generator or cylinder costing two or three times as much. The smaller one weighs only 1¾ pounds, while the larger one only 4¼ pounds. Aside from the directions for operating the McIntosh-Ives Ether Light as given in the following pages, a few general remarks may be given.

DIRECTIONS FOR FILLING

—THE—

ETHER SATURATOR.

Use a high grade of ether only, that used by surgeons for anæsthesia preferably; always be sure that you have a sufficient quantity of ether in the saturator; to fill the saturator is best accomplished as follows: Pour in ether at either stopcock until full, holding saturator in a vertical position, then invert and let it trickle and drain back into the can until it escapes drop by drop; this *shows that the porous* filling is thoroughly saturated. One

thing that we wish to guard you against is the temperature in the room in which you are using the Oxy-Ether Light, and, that is if the temperature of the room is below 60° Fahr. you should use artificial heat to warm the saturator; simply wrap the saturator in several thicknesses of ordinary flannel, and place thereupon a hot brick, or a bottle of hot water, so that the ether is made warm enough to volatilize readily. One more essential point; if you are using a gas bag, a sufficient weight must be placed thereon, never less than 300 pounds dead weight; even with this heavy weight, the pressure is only a little over 3½ ounces to the square inch. Careful attention to these details will insure a good light. All of the jets and compound dissolvers manufactured by us can be used with either the Ether Oxygen or Oxy-Hydrogen, or with the Oxy-Calcium Light.

ARLINGTON, TEX., April 6, 1889.

McIntosh Optical Co., Chicago:

GENTLEMEN.—All is lovely, Light *splendid*, all I could ask. The trouble at first was soon overcome. I handle the light now easier than oil. I thank you for the kind letter of the 3d. I now take the road. Very respectfully, OSCAR J. LAWRENCE.

UPPER SANDUSKY, OHIO, April 26, 1889.

McIntosh Battery and Optical Co.:

GENTS.—After 31 nights consecutive use of the McIntosh-Ives Ether Saturator as a substitute for hydrogen gas, in exhibiting the Government collection of Brady's War Views. I am pleased to state that it has proven satisfactory beyond my most sanguine hopes. I have used it both with gas bag and cylinder, and experienced no trouble whatever with it, and I consider my light equal to that produced by mixed gases in the usual way. The thanks of all exhibitors are due you for having eliminated from the business, the *danger*, trouble and disagreeable features of making and handling hydrogen gas. I use only the best ether, and even then the expense is only about 25 cents per hour.

Very truly yours, JOHN D. CRESS.

INDIANAPOLIS, Aug. 17, 1889.

McIntosh B. & O. Co.:

DEAR SIRS.—Letter and lime at hand and all is satisfactory. Thanks for kindness.

Permit me the pleasure of testifying to the worth of your Ether-Oxygen light. Having used your Saturator for six months, I am more than satisfied with it; I am delighted. It is so simple in its method of operation that a child might be taught in ten minutes' time to use it with perfect safety. It has never failed me in a single instance. It is the universal judgment that its light is better than that of the Oxy-Hydrogen. Yours truly,

F. S. TINCHER, 244 Ash St.

SYRACUSE, N. Y., Nov. 15, 1888.

McIntosh Battery and Optical Co.:

SIRS.—Will you please send me catalogues of your Stereopticon and Microscopic Apparatus. I have used one of your Ether Saturators for two years and never have failed to get satisfactory results. On the night of election I threw the returns on the front of a building across the street for six hours without refilling the Saturator once, and do not know how much longer it would have lasted, as we tired out before that did. I used three large bags of gas. Yours, I. T. DOUST.

24 E. Genesee St., Syracuse, N. Y.

FRANKLIN, LA., August 18, 1888.

Dr. McIntosh:

DEAR SIR—Please mail to me your latest catalogue of Lanterns, Saturators and Views. I trust you are doing very well in your business. You deserve success, for you are always at work inventing or improving. My jets and saturator and bag I bought from you nearly three years ago are as good as new yet. I experience no difficulty in working the dissolving lanterns with the Ether-oxy light by myself, and lecture at the same time. This is surely praise for your apparatus, and only the truth. I hope you are making improvements in the Saturator, in jets and lanterns, and am anxious to see your very latest *cuts* and circulars.

Hoping to hear from you, I am, as ever, yours

REV. A. E. CLAY.



L. No. 135.

DESCRIPTION OF WORKING PARTS OF McINTOSH COMBINATION STEREOPTICON.

K, Lantern Base of Japanned Iron.
R, Front of Lantern Frame in which is fixed the tube carrying the lenses.
E. E, Condensers.
S, S, Slot through which the slide carrier passes.
A, A, Large brass tube or cell, called the "Lens Tube."
F, Clamp supporting *A*, to prevent jarring of lenses and consequent distortion of images.
T, Draw-tube holding the Stereopticon Lens or the Microscope Attachment.
M, Back combination of Stereopticon Objective.
N, Front combination of Stereopticon Objective.
P, Platina-tipped Goose Neck.
X, Mixing Chamber.
L, Lime Cylinders.
B, Rod which raises, lowers or turns the lime.
C, Sliding Rod, moving lime to and from the Jet.
Z, Screw Clamp, for delicate adjustment of *C* in microscope work.
I, Screw, raising or lowering the light.
D, Screw, centering the light horizontally.
Hy, Key for Hydrogen or Ether Vapor.
Ox, Key for Oxygen.
P, P, Rubber pipes carrying gases from keys to mixing chamber.
S, S, One-tube McIntosh-Ives Saturator.
O, Pipe connected with Oxygen reservoir.
t, T tube which divides oxygen between the Saturator and the Oxygen Key.
O1, Pipe carrying oxygen to the Saturator.
O2, Pipe carrying oxygen to the Lantern.
H, Pipe carrying Ether Vapor to the Lantern.

The arrows show the direction of the gases. This apparatus is provided with our best mechanical jet.

DIRECTIONS FOR OPERATING THE McINTOSH-IVES ETHER LIGHT.

TO FILL THE SATURATOR.—Connect a small tin funnel by a piece of rubber tubing with the nipple at one end of saturator, open both stopcocks, holding the saturator in a per-

pendicular position while filling; when full drain saturator into the ether can for a few seconds, or until the ether only escapes drop by drop at the lower stopcock.

☞Never fill near a light. *Keep at least ten feet away from any flame when filling the Saturator, and never allow any chamber containing ether to become heated. Remember that ether vapor (unlike hydrogen and coal gas) is heavier than air, and diffuses rapidly downward; also, that it vaporizes much more readily in a warm than in a cold room.* The ether is held in place in the cloth filling by capillary attraction, which does not act perfectly for a height of more than two inches; for that reason, *the filled Saturator should always lie on a nearly level surface, to prevent the ether from draining into one end. It works better to be placed on a level with the Lantern* (see cut). *Do not connect with the jet and oxygen supply until ready to start the light.*

To Connect with the Lantern.—Connect one tube of the Saturator with the *Hy* key of the lantern, and the other with the *T* tube, as shown in cut. *It is important that the ether vapor be carried through the hydrogen key of lantern.* See that all keys are closed before connections are made, and be careful that there is no leakage of gas when connections are complete.

Caution. 1.—Do not raise the Saturator while making connections, lest free ether run into the tube *O1*. Carelessness in this respect may lead to destruction of the gas bag. It is a useful precaution to bend up the tube *O* above the level of the Saturator at one point, so that no free ether can run back into the gas-bag.

2.—Never connect the Saturator with the Lantern by the same tubing that is used in making gas. Particles of chemicals carried into it during this process are liable to be blown into the jet, and stop the flow of gas, which extinguishes the light.

The Lime should be kept perfectly dry; do not place it in the holder until ready to light up. It should turn as close to the jet as possible without touching it. If cracked or rough from the action of air or moisture, it interferes with the perfect working of the light, produces hissing, and is liable to break, necessitating a stoppage of the light to replace it. Since the intense heat destroys the lime by degrees, it is necessary to occasionally turn, raise or lower it slightly to expose a fresh surface to the flame, otherwise the light will grow dim.

The Oxygen Reservoir.—If a *gas-bag* is used to hold the oxygen, it should be laid between two pressure-boards of suitable size to protect it from cracks or splinters in the floor below, and cutting edges of the weights above. Anything that is convenient may be used for weights: kegs of nails, stones, etc. Coarse bags filled with sand make convenient weights. They should be adjusted so that they cannot roll off. 250 pounds is best for a single lantern, and 300 pounds for dissolving. The greater the pressure up to a certain point, the more brilliant the light; the gas is used more rapidly than necessary for most kinds of work, with the larger weights named. The nearer the upper edge of the pressure-board the wei

are placed, the greater the pressure. As the gas in the bag diminishes, the pressure lessens, so that to maintain the light in its original brilliancy, additional weight should be added from time to time, or an adjustment of valves be made at first, so that they can be opened more widely as the pressure diminishes. *Never remove any of the weight from the bag while the light is burning.*

DIRECTIONS FOR USING THE OXY-ETHER LIGHT WITH GAS BAG AND SATURATOR.

To START THE LIGHT WHEN A GAS-BAG IS EMPLOYED.—See that all valves are closed; that the bag is properly weighted; that all connections are made as previously described, and that there is no leakage of gas. Draw the jet away from the condenser by rod *C*, adjust the lime, then open the key *Hy*, and next the stop-cock of the gas-bag; wait a second or two for the air to be driven out of the tubes, then ignite the mixture of gas and vapor which issues from the jet; let it burn two or three minutes to heat the lime, then open the oxygen key at *Ox* (slowly); when this key is wide open, partly close the ether key *Hy* (very slowly) until the lime gives out the most steady and brilliant illumination. If there is a hissing sound heard, partially close the oxygen key *Ox* (very slowly) just sufficient to stop the hissing. If the light grows dimmer after two or three minutes, the ether key should be adjusted again. It will need no further attention except in a very cold room after evaporation of ether has considerably reduced the temperature of the Saturator, when it may be necessary to open the *Hy* key almost wide toward the close of the exhibition. The light is best when the ether vapor is slightly in excess, which may be known by the orange tinge at the top of the flame.

The first step in extinguishing all forms of the Lime-light is to draw the jet away from the condensers.

To TURN OUT THE LIGHT WHEN A GAS-BAG IS USED.—Close the oxygen key *Ox* first, then the ether key *Hy* (very slowly); lastly, close the stop-cock at the bag. Disconnect the Saturator immediately, and close stopcocks.

DIRECTIONS FOR USING THE OXY-ETHER LIGHT WITH CYLINDER AND SATURATOR.

To START THE LIGHT WHEN OYXGEN IS SUPPLIED FROM A CYLINDER.—Open the ether key *Hy* first; then turn on the oxygen at the cylinder and ignite the mixture at the jet. When the lime is sufficiently warmed, turn the flame high, then open wide the oxygen key *Ox*, and turn on a little more pressure of the oxygen at the cylinder; adjust by very slowly closing the ether key *Hy*, until the best light is obtained. When adjusted, the light may be increased or diminished within certain limits, simply by turning the cylinder key.

If there is a whistling or hissing of the flame, it may be caused by too great pressure on the gas, by a roughness in the platina tip of the jet, by cracks or holes in the lime, or the proportion of the gases in the flame may not be properly adjusted.

To TURN OUT THE LIGHT WHEN OXYGEN IS SUPPLIED BY A CYLINDER.—Open the ether key *Hy* wide, close oxygen key *Ox*, then the cylinder key (very slowly).

To AVOID SNAPPING OUT THE LIGHT OBSERVE THE FOLLOWING RULES: See that there is no leak in the burner, tubes or Saturator. Always fill the Saturator before using, and use only a good quality of ether. Use a full flow of oxygen gas, sufficient to produce a bright light. *Dry out the* cloth tubes at least once in two weeks, if the

Saturator is used every night. This can be done by unscrewing the caps that are numbered, and removing the cloth tubes and placing them out of doors, until the ether has evaporated and they are thoroughly dry; then replace them in the Saturator. Fill the threads of the screws in the caps with common bar soap, and screw them on the tubes numbered to correspond; this makes them perfectly tight.

If, when the oxygen key is closed to turn out the light, the lime continues to give out a bright light, even after the Saturator is turned on its side, it is an indication that the supply of ether is almost exhausted. This need not occur, because the Saturator *will hold more than enough* to supply a suitable proportion for an ordinary size bag of oxygen; but if it does occur, the flame will give a harmless "snap" when turned out, or retreat into the Saturator, and blow off the rubber tubes, if the pressure of oxygen is insufficient. In the latter case the flame can be instantly smothered with a handkerchief or the hand, and no damage can be done.

INDORSEMENTS.

WILLIAM A. ANTHONY, Professor of Physics at Cornell University, was the first to test the new light carefully in comparison with the oxy-hydrogen. He used two "mixed gas" jets exactly alike, one supplied with ether from the patent Saturator made by the inventor, the other with hydrogen from a gasometer. He says: *"With the same pressure of oxygen, the ether light is better than the hydrogen. * * In the qualities of steadiness, freedom from noise, etc., it is certainly equal to any lime-light, and in convenience of manipulation, especially for traveling exhibition, it is far superior to either hydrogen or house gas."*

The ether Saturator is just what I have been looking for for years. Having used it ever since you put it on the market, I have only words of praise for it. It is clean, safe, inexpensive and always ready for work. Although I have gas bags, cylinders, etc. for hydrogen, I never use them. The ether Saturator is far more convenient, gives a light equally as bright as hydrogen, and is perfectly free from danger of any kind. If now you can devise something that will take the place of the ordinary oxygen appliances, as the ether Saturator has taken that of hydrogen you will confer a great favor on all users of the lantern.

J. A. ZAHM, C. S. C.,
Prof. Physical Science, University of Notre Dame.

I have used nearly, if not all, kinds of illumination for the lantern, coal oil, the electrical (arc) light, and all forms of the oxy-hydrogen or calcium light. For convenience, safety, ease of manipulation and results, I prefer the oxygen and ether (McIntosh-Ives Saturator) to all others.

During the last year I was connected with the Woman's Medical College, this light was constantly used, often by those who had no especial knowledge in manipulating the light, and no accident occurred, save, possibly, the blowing off of the tubes.

PLYM. S. HAYES, A.M., M.D.,
Late Prof. of Chem. and Toxicology Woman's Med. Coll., and Prof. Analytical Chemistry, Chicago College of Pharmacy.

My lantern pleases me very much. For projecting anatomical structures, both by photograph thereof and the specimen itself, with microscope attachments, was satisfactory to myself and to the three hundred and more students and friends who attended our course of seven evening lectures, as per inclosed card. The ether Saturator, which I handled with some timidity at first, is no longer any source of anxiety, but ratner I have every confidence in it, and the light is elegant. For my work in the medical college as teacher of physiology and histology, I don't want to ever try to lecture without the lantern outfit.

E. S. BAILEY, M. D.,
Registrar of Hahnemann Medical College Chicago, and Professor of Physiology and Histology.

Six years' experience with your Stereopticon, with Microscope Attachment and the Ives' ether oxygen light, in illustrating my lectures on Diseases of the Nervous System, at the Woman's Medical College, enables me to speak with some degree of authority about it. We use it at almost every lecture in the course, and we find it so simple in its construction, and so perfect in its action, that any person of ordinary capacity can, in a few minutes, learn to manipulate it successfully. We are confident that it materially elucidates the complex subject we teach, affording us much satisfaction, and the students much profit.

We lecture in the spring course in another college, in which a very much more expensive apparatus, of English construction, is used, and we can say with emphasis that the illumination and smoothness of work is very much in favor of your excellent combination.

We commend the apparatus to all teachers as furnishing the best and cheapest method of illustrating their work. I might say that such is the power of the light, that we can satisfactorily show our slides in a room light enough for easy *note taking*.

D. R. BROWER, M. D.,
Prof. Diseases Nervous System in Woman's Medical College, Chicago.

"Mr. Ives, of Philadelphia, has devised an ingenious arrangement, at once simple, compact and effective, for dispensing with the use of hydrogen or illuminating gas in using the oxy-hydrogen jet for lantern demonstrations. It gives a brilliant light, which compares favorably with that obtained in the usual manner with hydrogen or burning gas. The portability and convenience of the apparatus will commend it to the favor of exhibitors and lecturers."—*From the Manufacturer and Builder, N. Y.*

"The rapidly increasing use of the lantern in schools, public lectures and exhibitions, has led to a number of experiments to reduce the cost of the lime-light. In a few large cities the gases are easily obtained in commercial quantities, stored in iron tanks, ready for use, and at comparatively low prices. The tanks are troublesome to carry, and in smaller towns the gases must be made on the spot as required; and this involves expensive and troublesome apparatus. Every effort has been made to find a substitute for one of these gases. Ether has been tried several times, but has been considered too dangerous. More recently an apparatus for saturating the oxygen with the vapor of ether has been devised, that appears to remove all danger of explosion. A light is obtained that, as far as observation goes, is quite as good as the ordinary lime-light. The invention has the merit of saving all the trouble of making or carrying hydrogen, as the whole apparatus can be carried in the hand, while ether can be obtained anywhere."—*From the Century Magazine.*

"We have tested your new lime-light and found it a good substitute where gas is not obtainable."—*From E. & H. T. Anthony & Co., N. Y.*

"I have nothing in the light line that pleases me so well. It is as simple as coal oil, and cannot but be perfectly safe. All that can happen is for the rubber caps to blow off. The tubes cannot explode with the blowing off of the caps—when the caps fly off even this cannot happen. I used Marcy's mixed jet, the same as I used for pure hydrogen and oxygen. No one will use two bags any longer, now that Ives' Saturator can be had."—*Dr. S. N. Gish, in The Magic Lantern.*

"We have no hesitation in saying that *the ether-oxygen light, as produced by the Ives' Saturator, can be made to dissolve as smoothly and as perfectly as the oxy-hydrogen light in the old way.* We do not wish to be understood as saying that *every* lantern, or *every* jet, will produce perfect dissolving effects with the Saturator without some adjustment. Some jets undoubtedly will, while others (presumably those having a large mixing chamber at base of the jet) may require to be differently adjusted; but we are firmly convinced that all jets, not capable of being used with the Saturator, can very readily be adjusted for the purpose."—*Edward L. Wilson, in The Magic Lantern.*

"I respond with pleasure to your request for my experience with the ether Saturator for the last two years, for dissolving effects. It has certainly been most satisfactory. So much so that I would not use the oxy-hydrogen, for reasons that the ether is safer, the light whiter, and I am satisfied the light is just as strong. Especially is the light stronger and more brilliant if the oxygen is made new and from pure quality of potash each time." JOHN S. ATWATER.

"I have used one of your Stereopticons with your McIntosh-Ives' Saturators for about two years, and am free to express not only my entire satisfaction, but pleasure in working the same. I have given many exhibitions, both public and private, and find the light clear and brilliant, with great illuminating and magnifying power. I have projected views of different diameters from 8 to 20 feet, and have always given perfect satisfaction to my audiences as well as to myself. The use of the Saturator I believe to be entirely safe, and I have always found it easy to manage. Any one of ordinary judgment can work this Saturator without risk and with success. The time required for me to manufacture the oxygen gas and get everything ready for exhibiting never exceeds thirty minutes. I cordially recommend, not only your Saturator, but also your Stereopticon to all who wish to give successful entertainments."

S. W. FALLIS, *Stereopticon Exhibitor, Photographer, and Proprietor of Baker & Co's Wood Engraving Establishment.*

"Frequently during the past year I have had occasion to use one of Dr. L. D. McIntosh's Improved Stereopticons, and have found it an excellent instrument for projection. The dissolving arrangement is perfect and is well adapted to either the oxy-hydrogen or ether-oxygen light. I use the ether-oxygen light, and cannot speak in too high terms of the simplicity and ease with which this light is operated. The Saturator is a wonderful saving of time and labor."

WILL H. WHITE, Cleveland, Ohio.

DIRECTIONS FOR THE MANAGEMENT OF OXY-HYDROGEN LIGHT WITH GAS BAGS.—When ready to light up, shut off the keys at the jet and turn on those at the bags. Now turn on the hydrogen key at the jet, and light the gas. Place the lime at the proper distance, and let it become quite hot before turning on the oxygen. The oxygen should be turned on slowly until it appears to mix with the hydrogen in proper proportion, and gives a full, brilliant illumination. An excess of either gas will cause a hissing without producing a good light. An excess of hydrogen is indicated by a profuse red flame around the lime, and an excess of oxygen by no *red flame, and a deficient* illumination. The gases should be carefully

adjusted till they flow noiselessly, giving out a little red flame, and making the whole surface of the lime against which they are projected glow with an intense white light. Having secured a good illumination, let the screen be blank and proceed to adjust the jet. Move it up and down until the light seems alike at the top and bottom, then forward and back until the whole disk is evenly illuminated. With these arrangements carefully made, the exhibition may proceed smoothly and without interruption, it being only necessary that the lime should be turned occasionally, and more gas turned on as the bags get lower. When the exhibition is over, turn off the oxygen at the jet, then the hydrogen at the jet, and immediately close both keys at the bags; detach the hose from the jet, and proceed to pack up. As soon as the bags are taken into the open air, the keys should be turned and any gas remaining allowed to escape.

In cities and towns where house gas is used, it is not necessary to make hydrogen gas. The bag can be filled from a bracket, either at the place of exhibition or at home, before starting out. It will be found preferable to fill both bags beforehand, when the apparatus is to be taken short distances in a wagon or on the cars, rather than have the trouble of materials, retorts and gas-making at the place of exhibition.

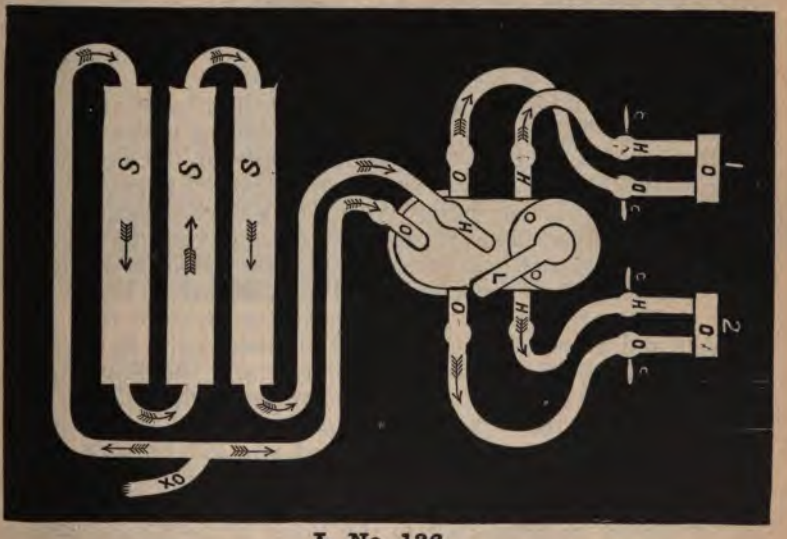

L. No. 136.

DIAGRAM OF DISSOLVING KEY AND SATURATOR.

S, S, S, represent the three-tube Saturator.
Ox, indicates the pipe leading to the oxygen reservoir.
H, H, indicate the pipes conveying hydrogen or ether vapor.
O, O, those conveying oxygen.
1 and 2, the mixing chambers of the Lanterns.
C, C, Lantern keys.
L, the lever which turns the lights off and on.

To use this dissolver with oxy-hydrogen disconnect the Saturator from *H* and *O,* and connect the bags or cylinders with these points. It is important that the connections be made exactly as shown, for the construction of the mixing chambers is such that when the gases are reversed the light cannot work satisfactorily. As the lever *L* is turned to the right the light is turned on at Jet No. 2; if turned to the left, a slight blue flame remains at No. 2, and the full light appears at No. 1.

The arrows mark the direction of the gases.

DIRECTIONS FOR DISSOLVING WITH THE OXY-ETHER LIGHT, WITH EITHER GAS-BAG OR CYLINDER PRESSURE.

The most common obstacle to perfect success in dissolving with the ether-oxygen light is the snapping out of the flame. A few suggestions regarding this may be of use to the amateur. Many of the keys in the market are not adapted for use with ether; when this is the case they must be sent to the manufacturer to make the necessary alterations. Very accurate adjustment is needed when the cylinder is used to supply oxygen, to secure against "snapping," and at the same time to avoid a considerable lessening of the amount of light at the half-way point. In a very cold room evaporation may be retarded, and consequently an insufficient supply of ether vapor be furnished. The remedy is to heat flannel or any similar material, and wrap about the Saturator. Persons unaccustomed to handling this light may turn on too much oxygen or too little ether, when a snap will sometimes occur. Too small pressure on the oxygen may produce the same result.

At the risk of being prolix, we will recapitulate and give the following essential points:

Blow through all the tubing, dissolver and saturator before connecting up to assure yourself that there is no obstruction in them.

Use only the highest grade of sulphuric ether that you can obtain. See that there is plenty of liquid ether in the saturator.

Never use less than 300 pounds weight on the oxygen gas-bag. Connect up as shown in cut on preceding page.

Bear in mind that pure Hydrogen is a very light gas, and that in using as a substitute for Hydrogen, gases derived from Hydro-carbons, that it is necessary that they shall also be light and volatile. Ether vapor, in a cold temperature, is heavy, sluggish and non-responsive. In a warm temperature it is light, volatile and responsive. Therefore, if using ether in a temperature below 65° Fahrenheit artificially warm the Saturator by wrapping same in two or three thicknesses of flannel, and placing thereon a bottle of warm water or a warm brick.

Comply with these instructions and you will have no "snapping" or "popping out," unless the "Off-Flow" valves on the Saturator are too closely adjusted. The right side of the Dissolver should be connected to the lower or right hand lantern, the left side of the Dissolver to the upper or left hand lantern. When burning bright on the lower or right hand lantern, the "Off-Flow" is in the upper or left hand lantern, and the height of this "Off-Flow" flame should be about 2½ inches. This is regulated by the little thumb screw valve on the left side of the Dissolver. When burning bright on the upper or left hand lantern the "Off-Flow" flame is then in the lower or right hand lantern and should be adjusted to about 2½ inches in height, by the *thumb screw valve*, the "Off-Flow valve as it is called, on the *right side of the Dissolver.*

The "popping" and "snapping" in dissolving, sometimes comes from low pressure in the cylinders. Therefore, as the pressure runs down in using, you must frequently open the valve of the cylinder.

To Turn Off the Light when the Dissolving Key is Used with the Ether Saturator.—Move the lever *L* to one side, turn off first the light that burns low, in regular order, namely: First the oxygen key, then the ether key; next, *without moving L*, turn off the oxygen key from the bright light; then the ether key, and instantly turn off the key at the oxygen reservoir.

THE "GAS-BAG OXYGEN MAKING" OUTFIT.



L. No. 137.

PRICE LIST.

1	Gas-Bag, 30x40x30	$25.00
1	Retort, sheet steel	6.00
1	Retort Stand	1.00
1	Alcohol Lamp or Bunsen burner	1.00
1	Wash Bottle	1.50
10	feet Rubber Tubing, @ 15c	1 50
1	pair Pressure Boards	5.00
		$41.00

We also furnish a heavy copper retort @ $10.00, and a small size gas-bag, 30x40x20, @ $20.00.

DIRECTIONS HOW TO MAKE OXYGEN GAS.

This gas is the product of chlorate of potash when submitted to heat, assisted in its decomposition, and the flow of gas moderated by black oxide of manganese. To fill a 30x40x30 gas-bag, the quantity necessary to run a lantern for dissolving about one and a half hours, take 32 ounces of chlorate of potash and 8 ounces of black oxide of manganese. Mix well together, and place in the retort, after seeing that the latter is thoroughly dry and free from old residues, if it has been used before.

The accompanying cut will show the arrangement of the retort, wash bottle, and bag. An alcohol lamp is here shown, but a Bunsen burner, or any fire that will give sufficient heat, will do. A good heat should be applied at first, but as the gas begins to pass over freely, a more moderate heat is needed to make the gas flow with regularity. If, however, all heat be removed before the retort be disconnected with the wash bottle, water may be sucked back into the retort and cause an explosion. *R* represents our copper retort fitted at the top with a two inch ground stopper *T*, that acts as a safety-valve when the pressure becomes too great. (When a sheet-iron retort is used, the top is luted on with plaster of Paris; it dries hard in a few moments, and is then ready for making the gas.) *P* is a metal pipe, terminating in a brass nipple for connection with rubber pipe *A* from the wash bottle *W*. The wash bottle has two metal pipes soldered in its cover; the longer one is to be connected with the retort, and through it the newly made gas passes through the water to wash out the particles that are carried over with it, and which, if left in the gas, would be driven into the jet and prevent the flow of gases. The shorter tube conveys the gas from the upper part of the bottle through the rubber pipe *B* and stop cock *C* into the bag. It is better, if possible, to place the bag on a table or some place higher than the wash bottle, so as to avoid as much as possible any water being carried over by the rapid flow of gas, as any dampness in connection with the oxygen gas soon rots the bag. Chlorine gas is also very injurious to the bag, and to prevent its being carried over with the oxygen, add a few crystals of common washing soda (sal soda) to the water in the wash bottle.

PRECAUTIONS.—Accidents have happened in making oxygen, but they are invariably due to gross carelessness. No one who has not some knowledge of chemistry, should undertake to make gases without reading and fully understanding the steps herein described. The chlorate of potash and manganese should be examined for small bits of straw, sticks, or other foreign substances. Practically the only danger is lest soot or charcoal be mixed with the samples.

Never allow bystanders to take a part in making the gas. We have known an explosion caused by a curious spectator who pinched the rubber tube between the wash bottle and the bag while the gas was being rapidly made, the sudden check in the flow of gas forced water back into the retort. If by any accident the retort should fall off the fire, do not replace until certain that the neck of the retort and pipes are clean, as the charge may choke the outlets and cause an explosion. In making oxygen gas, many persons put their iron or copper retorts away with the spent charge left in, either in a dry state or wet. This slowly destroys the metal. The retort should, when somewhat cool, be half filled with water (either cold or warm), which will dissolve the charge; wash this out until entirely cleaned. Now place the retort upon the gas or fire until all dampness has dried out, and it can then be put away until again required. This will make the retort last double the time. The charge should not in any case be knocked out with an iron rod.

Should you wish to know if a retort be unfit for further use, you

can do so by means of a small piece of iron or the back blade of a pocket knife. By knocking (when empty) you may ascertain by the sound what thickness it is. Never risk a faulty retort.

RECAPITULATION OF PROCESS. 1.—Weigh out 32 ounces chlorate potash, and 8 ounces black oxide of manganese; mix them, and heat a small amount in an iron spoon. If they are pure, they will melt and dry up, leaving a gray residue; if impure, they will not melt, but flash up with a slight explosion, leaving a whitish mass, with red spots over the surface; in the latter case they are dangerous.

2.—See that the retort is perfectly clean and dry, then pour in the chemicals. If the copper retort is employed, fit in the ground stopper; do the same with sheet steel retort, and fasten at suitable height on the retort stand.

3.—Fill the wash bottle half full of water containing a lump of washing soda the size of a small hickory nut.

4.—Open the stop cock of the bag wide, remove all weight from the top, and place it above the level of the wash bottle.

5.—*Blow through all the pipes to see that they are free from obstruction.*

6.—Light the lamp and place it under the retort, and at the same time connect *P* with the long tube of the wash bottle. In ten to twenty minutes (depending on the heat), bubbles of gas will come through the water in the wash bottle; when the air is expelled, *and not sooner*, connect the short tube of the wash bottle with the bag.

7.—If the gas begins to come over violently so as to throw the water into the pipes, lessen the heat by turning down the flame, or drawing the lamp a little away from the retort.

8.—Should the flow of gas stop before the bag is full, which is shown by the water in the wash bottle ceasing to bubble, do not disturb it; it will soon begin again and go on rapidly till the bag is filled. If the lamp has been removed, replace it, or increase the heat a little.

9.—When the bag is full, or no more gas passes over, *first disconnect the retort from the wash bottle*, then close the stop cock of the bag, and disconnect it from the wash bottle, and proceed to clean the retort.

A NEW "WRINKLE" IN OXYGEN-MAKING APPARATUS. By the use of this outfit and our Ether urator, the exhibitor or lecturer is rendered entirely independent of the large cities for his supply of gases.

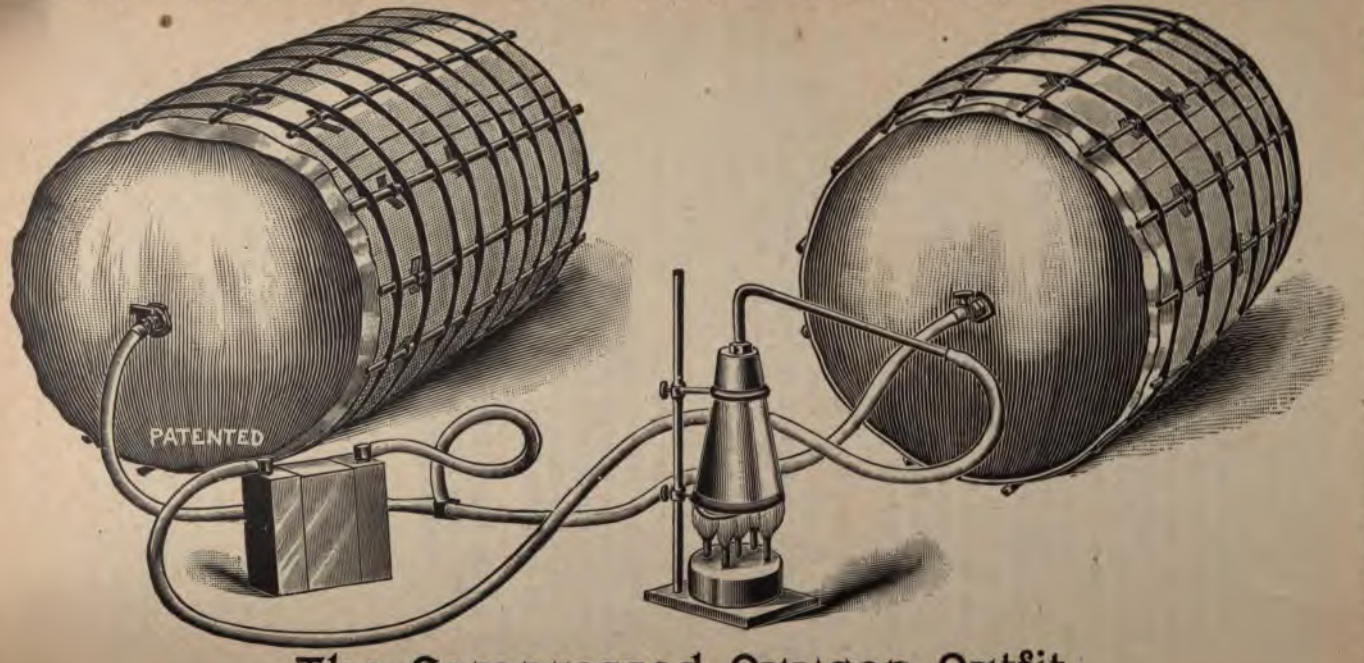

The Compressed Oxygen Outfit.

PRICE, $60.00.

97 McINTOSH BATTERY AND OPTICAL CO., CHICAGO, ILL., U. S. A.

PRICE LIST OF PARTS OF COMPRESSED OXYGEN OUTFIT.

2	Gas-Bags, with bands and stop-cocks, 18x36, @ $20.00	$40.00
10	Feet Rubber Hose, (@ 15 cents	1.50
10	Extra Rubber Bands, (@ 20 cents	2.00
1	Metallic Wash Bottle	5.00
1	Oxygen Retort Stand	1.00
1	Alcohol Lamp or Bunsen Burner,	1.25
1	T Tube	.50
1	Oxygen Retort, complete, Copper	8.00
1	Pair Lime Tongs	.75
1	Traveling Case	0.00
		$60.00

The Retort complete consists of two parts, a "Head" and a Retort "Body" The Head is indestructible, and lists at $3.00. The Body is of sheet copper, heavy, can be used fifty times; then a new body should be purchased, price $5.00, list.

Two bags of this capacity are necessary to hold enough Oxygen for a run of two hours.

One and one-half packages of chemicals are necessary to fill the bags.

DIRECTIONS FOR USE OF COMPRESSED OXYGEN OUTFIT.

Put eight ounces of water in which has been dissolved a teaspoonful of Sal Soda into the wash bottle.

Put chemicals into retort, shaking down well

Connect as shown in cut.

Fill both bags at once.

Make gas with th: bands *on* the bags.

Close stop-cocks on bags when gas ceases making. Disconnect wash bottle. You are now ready to connect the gas bags to the lantern if hydrogen or house gas is to be used from another bag, or to the T tube if the Ether Saturator is to be used. It will work equally well with either.

With these two articles, the "Saturator" and the "Compressed Oxygen Outfit," the exhibitor is in shape to give a first-class entertainment, with a light inferior to none, and is entirely independent of the large business centers for his supply of gas.

THE McINTOSH-ARNOLD SELF-CONDENSING OXYGEN RETORT & CYLINDER.



L. No. 139, PRICE.....$100.00

DESCRIPTION.

Nos. 1, 2, 3, 4 are Unions, *A* retort, *B* Safety Blow-Out, *C* Check Valve, *D* Wash Bottle, *E*, *F*, *G* Globe Valves, *H* Gauge, I cylinder, *J* Flexible High Pressure Tubing. In this outfit we present to the exhibitor the triumph of mechanical ingenuity and skill; no pumping, no carrying up and down stairs of heavy weights for your gas bags; no fear that some thoughtless or mischievous boy can pierce the bag with his knife blade; does all the work itself, and all the gas left over at the close of an entertainment is saved for the next exhibition; saves 50 per cent of the cost in the manufacture of oxygen over that purchased already compressed.

DIRECTIONS FOR THE MANUFACTURE OF OXYGEN WITH THIS APPARATUS.

Supposing the apparatus to be already connected up, as depicted in cut; disconnect Unions Nos. 2 and 1; fill the wash bottle *D* half full of water, into which has been placed a couple of teaspoonfuls of bicarbonate of soda; this is to neutralize the acidulation obtained in the generation of oxygen. Place in retort *A* two packages, or, in quantity, three pounds of potassium chlorate, and one pound black binoxide of manganese, pouring same through a large tin funnel, into the pipe at Union 1. Fasten down Unions Nos. 1 and 2 again tightly; no undue exertion is needed; only have them fit firmly and closely onto the washers, so that no leakage is possible. Allow Union No. 3 to be slightly open; apply heat to *A*; this you can do by means of an ordinary cook stove, an ordinary heating stove, where it is possible to get the retort into the stove onto the fire, or it can be made over an ordinary gasoline stove, or, in fact, in the open air, by building a fire under it. An ordinary soap or cracker box smashed to pieces will afford heat enough for the generation of oxygen. Having applied heat for two or three minutes, until you can hear a bubbling in the wash bottle, which, at the beginning, indicates that the hot air is passing over and out, escaping at Union 3; having waited for not more than two or three minutes, close Union 3 tightly; open the valves *E*, *F*, *G*, which allows the gas to not only enter the cylinder, but at the same time it presses on the gauge; you do not need great heat; oxygen is of a better quality when made slowly than rapidly. It is not necessary to get the retort to a red heat, although a dull red is not objectionable. From these two packages, or from the exact quantity above given, 65 pounds pressure should be indicated on the gauge. When the gas has ceased making, which is indicated by the cessation of the bubbling in the wash bottle, and also by the indicating needle of the gauge remaining stationary, then close globe valve *F* tightly, disconnect Union No. 1, and, while the retort is still warm, wash it out thoroughly with water until it is perfectly clean, dry it thoroughly, place in it one package of 28 oz. of potassium chlorate, and 8 oz. of black binoxide of manganese. Fasten tightly Union No. 1, again loosening slightly union No. 3. Apply heat; allow the hot air to escape as before.

Close Union 3 tightly and open up globe valves *E* and *G* (not *F*), and allow the gas to pass through against the gauge until the pressure on the gauge *exceeds* that already in the cylin-

der from the first generating. As soon as the outside pressure as indicated on the gauge, exceeds that already in the cylinder, open up globe valve *F*, and allow the gas to enter the cylinder. This second charging should give you 100 pounds pressure to the square inch, this being the amount to which we recommend that this apparatus should be charged. With this amount of pressure, you have in this sized cylinder (12 inches in diameter by 42 inches in height), 18⅓ cubic feet, nearly enough for four solid hours of work; in fact enough for two complete lectures, although it is advisable to always make gas before each entertainment, so that you can guard against any accident by leakage or otherwise. Gas having ceased to come over, close valve *F* tight; disconnect the apparatus at unions *1*, *2* and *3*, and at *F* unscrew the cross-piece from the top valve *F*, and into valve *F*, then you screw the plug cap with washer so that no leakage can occur, supposing some idle hands carelessly tamper with the globe valve *F*. When about to use the cylinder with the valve *F* still closed, unscrew the plug-cap, and screw firmly into its place with a washer underneath, the double needle valve; then open up the globe-valve *F*, and the gas goes onto the main spindle of the needle-valve, which you open widely; this lets the gas go onto the small needle or wheel-valve, as it is sometimes called. With this smaller needle-valve you effect the adjustment of the gases. Having adjusted it properly you can leave this small needle-valve adjusted, just as it is, and closing the main spindle the pressure is shut off, and yet the equilibrium of gas necessary for perfect light is established, and is in good shape and order for the entertainment; when you commence your entertainment, all that is necessary is to open up the main spindle of needle-valve. The Safety Blow-Out *B* is a safeguard against any explosion that could possibly occur. It is provided with a thin metallic disc that will blow out or burst at a pressure of 200 pounds to the square inch. It is well from time to time to examine this blow-out disc and see that the metal is not corroded. Should it show evidences of roughness or corrosion, put in a new plate. This is an efficient safeguard, and no dangerous accident can occur. Another safeguard is the Check-Valve *C*, which, should one carelessly open up the globe-valve *F* before the outside pressure had exceeded that already left in the cylinder at the close of the last entertainment, or of the first generation of gas, would prevent the driving of the water back into the

retort. *J* is a piece of flexible tubing, or as it is sometimes called, high-pressure steam hose, and being flexible enables the wash-bottle and retort to be used at any angle, so that any style of stove or heating apparatus can be used for generating gas. The washers furnished with this outfit are Asbestos; ordinary sole-leather washers, however, can be used just as well, the only precaution being that they must be kept soft and pliable by soaking them in warm water and keeping them in oil when not in use. A careful attention to these details which have been given at length in order that the novice may have every direction for his guidance, regard being paid to closing unions tightly, and that the washers should always be soft and pliable, and a good grade of potassium, preferably the French chlorate; that the chemicals are free from impurities, that no straw, bit of paper, or chip, or piece of string be mixed with them, will insure a safe and easy method of generating oxygen to high pressure, which can only be appreciated by those who have used it. With this outfit is furnished a large wrench for the tightening up of the large burrs of the various unions, a long poker for breaking up the slag and debris in cleaning out the retort, a funnel for pouring the chemicals into the retort, plug-cap for safeguard against the escape of gas, and a number of extra washers, and also a number of metallic discs to be used in the safety blow-out.

HYDROGEN MAKING OUTFIT.



L. No. 140.

PRICE LIST.

1	A No. 1 Gasbag 30x40x30	$25 00
1	Copper Generator	12 00
1	Wash Bottle	1 50
10	Feet Rubber Tubing	1 50
1	Pair Pressure Boards	7 00
		47 00
	We *also furnish a smaller* Gasbag 30x40x20, at	25 00

DIRECTIONS HOW TO MAKE HYDROGEN GAS.

Hydrogen being one of the constituents of water, is produced therefrom by the decomposing action of zinc and sulphuric acid. Make one gallon of a solution of one part of strong sulphuric acid to seven parts of water. As this combination generates considerable heat, it should be prepared in an earthen vessel, and long enough before it is required for use to permit of its cooling; then pour the dilute acid into the generator *H*. There is attached to the stopper an open basket, in which is placed 1½ pounds of scrap zinc. Immerse the basket in the dilute acid, and at the same instant quickly press the cork into the neck of the generator; the action will soon commence, as shown by the bubbling in the wash bottle. The action should be allowed to proceed for a few moments, so as to be sure that all air has been expelled; then make the connection with the bag, seeing that the key is turned so as to permit the gas to flow. The accompanying cut will show the arrangement of the apparatus.

The Ether Saturator is coming into very general use as a substitute for hydrogen.

PRECAUTIONS IN MAKING HYDROGEN.—Be careful to see that all the tubes are open; this is ascertained by blowing through them. Let the wash bottle be filled about half full of water. Expel all air from the bag before commencing to fill it, by rolling it up from the small end. When filled, turn off the stop cock and separate the connections. After being used, all gas should be expelled from the hydrogen bag, as the bag would be injured by allowing it to remain.

GAS BAGS.

We furnish a very superior quality of gas bag; the material consists of two layers of rubber and two of canvas, with all the edges vulcanized together, and bound in a firm and substantial manner to give them extra strength. A deep gusset greatly increases the capacity without adding materially to its weight or bulk when packed. The stop cock is of our own manufacture, and especially adapted for use with this bag. It is very accurately fitted, so that no leakage of gas can occur. A special feature is a separate brass collar, permanently fastened in the opening of the bag, into which the stop cock fits, and from which it can be removed in a moment to repair fittings or to clear out any dirt that may accidentally enter the bag.

It is better to have a large size bag, because some gas is needed in preliminary adjustment, and as there will always be a slight variation in amount used in an entertainment, and for 1½ hours work a bag 30 x 40 x 30 inches is most desirable. Only the best bags are worth having, and such will last for years if the gas is properly washed and all taps and metal fittings are cleaned and oiled occasionally. All bags we furnish are tested with a much greater weight than it is ever necessary to use in working either a single or dissolving Stereopticon.

When bags are used for both gases, care should be observed to keep each bag for its particular gas, as explosions have been caused by using the oxygen bag for hydrogen, and vice versa. To obviate mistakes of this kind, it is well to have some distinguishing feature about the bags, so that even in the dark they can be readily identified.

L. No. 141, Gasbag 30x40x20, Price.....$20 00
L. No. 142, " 30x40x30, " 25 00

PRESSURE BOARDS.

L. No. 143, Price.....$ 5 00

These Pressure Boards are hinged together in the form of a wedge shaped box, with handle and lock, in which the gas bag is carried. It is shown closed and locked, ready for transportation. The dotted lines show the position of the cover when the bag is filled with gas. The cross-bar prevents the weight from rolling off, and keeps it on the forward part of the bag; this position distributes the pressure more evenly than if placed in the centre of the cover. The bag can be carried without folding or creasing, and is protected from splinters and roughness of floors when in use. This form of pressure board adds considerably to the durability of the gas bag.



A single pressure board may be employed if preferred; it can be made by any carpenter. It should be not less than 32 x 42 inches, perfectly smooth on the surface next the bag. On the lower edge of its upper surface is fastened a batten to hold two strap hinges; the free ends of these hinges are screwed to the floor. Six inches back of the upper edge is another batten to hold the weight in place.

These battens should be fastened on with screws, which must not project through the board, otherwise they will wear holes in the bag. To prevent the bag from slipping out from under the pressure board when the weight is adjusted, two leather straps may be fastened upon the upper edge of the board, and be brought down across the bellows end of the bag, and fastened to the floor. The latter must be free from sand, nails or splinters, as these are liable to injure the bag. A sharp tack, carelessly left under it, has been known to puncture it, under great pressure.

THE SCREEN.

The white surface that receives the projected picture is called the screen. It may be a white finished wall, or a white cloth properly mounted. The back of a wall map, if clean and white, may be used. Whatever form of screen is selected must be perfectly smooth, and *its surface must be parallel with the front of the objective.* It may be of any size, but for convenience should be not more than a foot or two larger in diameter than the largest size disk to be employed. Exhibitors who wish to use both large and small halls find it convenient to carry two screens of different sizes. Those we manufacture are of the best quality of heavy bleached cotton; they have a firm border of thick, non-elastic webbing, stitched entirely around the edge, with brass rings about one inch in diameter at intervals of two feet. Screw eyes of sufficient size to hold the guy ropes are fastened in the floor and ceiling, and the screen is drawn smooth and free from wrinkles. Very careful adjustment is required when the microscope attachment is employed. The four corners of the screen must be equi-distant from the objective. A convenient method of ascertaining a correct position is to tie a long cord to the objective, and measure the distance to each corner of the screen.

If the center of the screen is on a higher level than the lantern, the front of the latter must be elevated until the disk of light will fall on the center of the screen. Sometimes it is necessary to tilt the upper part of the screen forward to make its center parallel with the Lantern Lens.

DIRECTIONS FOR PUTTING UP SCREENS.

All of our screens are provided with two very strong rings, capable of sustaining enormous strain, at each corner. A few directions as to the easy way of hanging a large screen will not come amiss to the amateur; 3 ropes are necessary for hanging a screen in this manner: purchase 200 feet of No. 7 or 8 sash weight cord, which, if an A No. 1 quality, is capable of standing a tensile strain of 600 pounds. One rope you never cut; the other one you cut in half; this gives you three pieces, one 100 feet long and two 50 feet long. Lay your screen on the floor under the place where you wish to hang it. At one side of the hall place a strong screw eye in the floor or base boards, of one-*fourth inch wire at least*; to this ring fasten one end of the 100

foot rope and also one end of one of the 50 foot ropes; then carrying the other ends of both of these pieces of rope in your hands or tied round your waist, ascend your step-ladder and place another strong screw eye in the wall, rafter, or pillar, at the desired height; through this ring pass both ends of the ropes; descend your ladder and fasten the other end of the short piece to one of the rings in the corner of the screen; the end of the 100 foot rope you do not make fast at all, but carry or thread it, as we might say, through all of the rings on the top of the screen. Then having made fast one end of the remaining 50 foot rope to one of the corner rings, you ascend your step-ladder on the opposite side of the hall or room, and having placed your screw eye in the wall there, carry the ropes through and descend your ladder, place a screw eye in the floor or base board on that side of the room. You have now finished climbing, and yet your screen remains on the floor. Now, if you pull up tightly, taking up all of the slack in the 100 foot piece of rope, it will stretch across the auditorium like a wire; put on all the strength you have, and if necessary call some one to help you and make it fast. Now, by tightening the two short ropes on either side, you spread out the screen on the rope, and can slide it back and forth into any desired position; then having drawn the short ropes tightly, make them fast in the same screw eyes to which are attached the ends of the long rope. Now, all that is necessary is to make fast to the floor the lower corners of screen, having them either on a line with the other screw eyes, or if the stereopticon is in the gallery pointing down, carry the lower margin of screen slightly forward, so that all the corners of the screen are equi-distant from the lantern; on the other hand, should the lantern be on the floor and pointing a little above the level, carry the lower margin of the screen slightly backward, and fasten with small screw eyes in the floor. The point to be borne in mind, is that for perfect definition on the screen, the four corners must be equi-distant from the lantern. One strong feature about this method of raising the screen, is that the screw eyes, being of trifling value, can be left in the wall to be used at the next entertainment; all you have to do is to loosen your ropes and you can pull them right out, and thus save the bother and trouble of climbing up again.

L. No. 144,	Screens	6 ft	square	.....	$3	50
" 145,	"	7	"	.....	3	50
" 146,	"	8	"	.....	4	00
" 147,	"	9	"	.....	4	00
" 148,	"	10	"	.....	5	00
" 149,	"	12	"	.....	7	00
L. No. 150,	Screens	15 ft	square	.....	10	00
" 151,	"	18	"	.....	12	00
" 152,	"	20	"	.....	15	00
" 153,	"	24	"	.....	18	00
" 154,	"	30	"	.....	22	50
" 155,	"	Frame per section				50

HOW TO CENTER AND FOCUS THE LIGHT.

When the lime begins to give out a brilliant white light move it to or from the condenser (when the mechanical jet is the one used, this is done by rod *C*) until the disk of light on the screen is evenly illuminated, as in Fig. *F*. Reference to the following cuts will enable the operator to locate the light to produce a perfect disk.

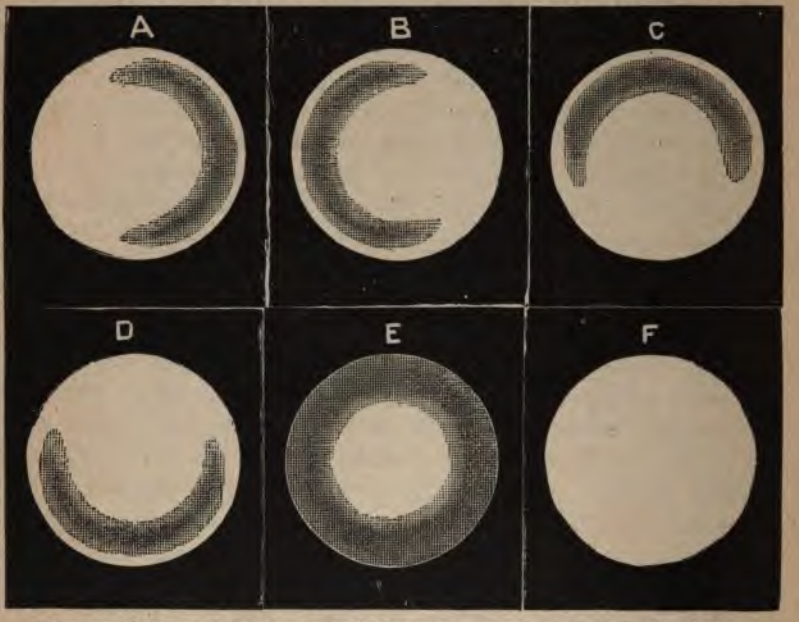

When the disk resembles Fig. *A*, the light must be moved to the left; Fig. *B*, it must be moved to the right; Fig. *C*, the light must be lowered; Fig. *D*, it must be raised. If the disk is surrounded by a dark blue border, as in *E*, the light is too near the condenser, and must be moved back; if, on the contrary, this ring is of an orange hue, the light is too far from the condenser, and must be moved forward.

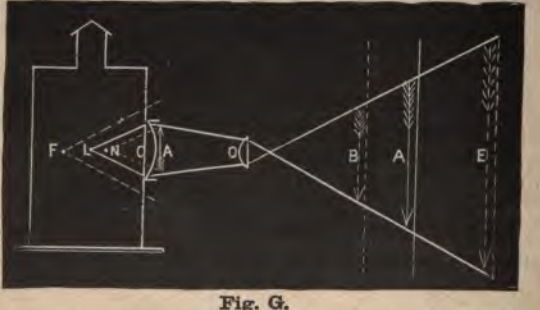

Fig. G.

In this illustration the correct location of the light is shown at *L*; *all the rays* fall within the area of the condenser. *F* represents the *light located too far* from the condenser, so that a portion of the rays

pass outside of it and are lost; when the light is too near, as at *N*, the rays do not fully illuminate the image.

THE SIZE OF DISK.—The size of the illuminated circle on the screen, with a given lens, depends upon its distance from the screen. In Fig. *G* the arrow *A* is shown of a certain size on the screen, its length is equal to the diameter of the cone of light at that point. If the screen be moved nearer, as at *B*, the cone of light is intercepted at a point where the diameter is less, therefore the image will be smaller. If the screen be removed to *E*, where the rays have widely diverged, the image will be correspondingly enlarged. The rays of light nearer the lens being more condensed, a brighter image will be shown at *B* than at *E*, where they are diffused over a larger surface. *The shorter the distance between the lens and the screen, the smaller and brighter the image; the greater the distance between the lens and the screen the larger and less bright the image.* The distance can be considerably varied without impairing the image on the screen when sunlight, the electric light, or the lime-light are employed, but with an oil light it is practically impossible to produce a satisfactory picture of more than ten feet in diameter.

INVERSION OF IMAGE.—It is necessary to invert the slides as they are placed in the focus of the Lantern Lens for a reason which will be apparent on examination of Fig. *G*. Since the rays of light come to a focus, and cross at a certain distance from a lens, it follows that the rays from the upper part of the object, near the condenser, will be thrown on the lower margin of the screen, and *vice versa*, giving an inverted image of the object. To make this image appear right side up to the audience, the slide must be wrong side up in the lantern.

HOW TO FOCUS IMAGE ON SCREEN.—The milled head screw on the Stereopticon Lens is to be turned until the image comes out distinct and sharply defined upon the screen. If this screw is turned as much as possible without bringing out the image clearly, it wil be necessary to lengthen or shorten the sliding tube which holds the lens. A little practice will enable the operator to adjust the focus instantly.

TO SHOW THE SLIDES.—As photographic transparencies from different manufacturers vary somewhat in size, the Slide Carriers furnished with the McIntosh Lanterns are adjustable for different sizes. The transparencies show to better advantage when they are correctly placed before the condenser. Each new lot should be examined and marked by a slip of paper pasted across one corner, to indicate which is the front side.

HOW TO MANAGE THE SUNLIGHT LAMP.—**Use only the best grade of coal oil, not less than 150° test. Elaine is preferable when it can be obtained. Twelve fluid ounces of oil is sufficient for a two hours** exhibition, and no more should be poured into the lamp, as it is necessary to leave about half an inch unfilled, so that the lantern front may be raised without spilling the oil. Place the lamp in the lantern, take off the reflector and raise the hinged glass to light the wicks. The wicks must be evenly trimmed, and turned very low when first lighted; in a second or two very slowly raise each wick a little at a time,

waiting not less than five minutes before the full effect is obtained. The light must not be turned so high as to smoke. When a full and perfectly white flame is produced, lower the hinged glass, replace the reflector and close the lantern door.

HOW TO MANAGE AN EXHIBITION.

The beginner should be provided with a list of all the apparatus and materials needed for an exhibition, and before starting out should see that nothing is omitted, otherwise he is liable to find something missing at the last moment which will interfere with his arrangements.

To LOCATE THE LANTERN.—When the distance at which the lantern will cover a certain sized screen is known, then the whole apparatus may be placed without any hesitation; but if this is not known, or a different size objective is used, as is often necessary to accommodate the size of the hall, then the apparatus should be set up temporarily, and a trial made to see if the distance be correct. With many of the objectives used the size of the picture thrown will be just half the distance between the lantern and the screen, *i. e.*, if the lantern be twenty feet away, the size of the picture will be ten feet. These objectives answer well for an illumination of from twelve to fifteen feet, but when it is required larger than this, as is often the case with the oxy-hydrogen light, then a larger objective should be used.

LOCATION OF GAS-BAG.—It should be located as near as possible to the lantern, taking care that it is placed so that the hose conveying the gas from the bag cannot be trodden upon. *When the oxy-hydrogen* light is used two bags will be needed. They may be placed between pressure-boards, one above the other, or they may be placed side by side, with a single board on each, while a narrower board reaches across both and receives the weights. Whichever arrangement is adopted, the weights should be so placed as to give an equal pressure on each bag. It is not necessary to carry heavy weights about for this purpose, as something may always be found—a keg or two of nails, a lot of window weights, kegs of white lead, or some rocks from a neighboring stone wall. Always use 300 pounds.

Attach the hose to the bags, and be careful that the proper connections are made with the jet. Never use the same hose for the lantern connections that has been used to connect retort with wash bottle in making gas. Always place each gas on the same side, *i. e.*, the hydrogen on the left and the oxygen on the right.

Blow through all the pipes to make certain that they are not obstructed.

THE SCREEN should be located as near the central part of the end of the hall as possible. It must be drawn perfectly smooth and stand parallel with the end of th objective. When placed higher than the lantern, it may be tilted forward a little at the top, while the lantern is raised by placing a block under the front legs to make the front

lens of the objective parallel with the surface of the screen. If this is not done it will be impossible to illuminate all portions of the picture evenly at the same time. If it becomes necessary to place the lantern behind the screen, the latter must be thoroughly wet to make it transparent.

THE SATURATOR should not be connected with the lantern until ready to light up. It may, however, be filled by daylight (the metal caps screwed on *V V*), and placed beside the lantern ready to connect.

THE LENSES must be clean. If a damp fog appears when the lantern is first lighted, it must be allowed gradually to disappear, before anything can be done. If it does not disappear in two or three seconds the glass is not clean, although it may appear to be so to the eye. Avoid touching the polished surface with the fingers; they will leave a mark upon it. They must be cleaned with a little alcohol applied with cotton wool.

WHEN READY TO COMMENCE, darken the room as completely as possible; see that all keys are closed; connect the Saturator, *draw the jet back from the condenser;* insert the lime in its holder; place the weights on the pressure boards, and start the light as previously described. When the lime begins to give forth a brilliant glow, move the jet nearer the condenser, and focus the light on the screen.

ARRANGEMENT OF SLIDES.—The slides should be carefully arranged so that all will be the same way up, with the fronts all in the same direction. They must also be in the exact order described in the lecture. Carelessness in this particular often leads to ridiculous results.

SIGNALS.—The lecturer and operator usually settle upon some signal for changing the views. The reading lamp we furnish is provided with a small bell, also a colored light, which is covered and uncovered by a slide; either signal can be selected. Especial attention is called to the lecturers' Electric Signal, see page 56.

HOW TO MAKE LANTERN SLIDES.

These, probably the most beautiful and most extensively useful of all photographic productions may be produced either by copying, in a suitable camera, or by super-position. The former is the method generally adopted by those who make them commercially, or where they are to be reduced from larger negatives; the latter is almost universally employed by those who make them only for their own use.

As those who possess good lanterns are generally photographers, and make negatives of a size and quality suitable for printing by super-position, and as by that method slides of the highest quality can be made with certainty and simplicity, we append the following brief synopsis of the operation:

Good pictures may be made on any slow, clean-working, gelatino-bromide plate, but it is better to use the gelatino-albumen, or gelatino-chloride, specially prepared by various makers for the purpose, either of the English standard 3¼ inches square, or as is more generally used in America 4 x 3¼.

The following solutions are required, and as they will keep indefinitely they may be made in large quantities:

No. 1.—OXALATE SOLUTION.

Sulphite of soda	1 oz.
Citric acid	60 gr
Water	32 oz.
Dissolve, and add neutral oxalate of potash	8 oz.

After solution, immerse a strip of litmus paper, and if it remains blue add a solution of citric acid (100 grs. to the ounce), a few drops at a time, until alkalinity is just removed and the paper changes faintly red; then add 200 grains of citric acid and water, if needed, to make the bulk measure 40 fluid ounces, filter, and it is ready.

No. 2.—IRON SOLUTION.

Sulphate of Iron	8 oz.
Water	32 oz.
Dissolve, filter and add sulphuric acid	40 drops.

No. 3.—FIXING SOLUTION.

Hyposulphite of soda	4 oz.
Water	20 oz.

No. 4.—CLEARING SOLUTION.

Cyanide of potassium (pure)	60 gr.
Water	6 oz.

Measure off 1 oz. of the solution, and to the remainder add tincture of iodine until a slight color remains, showing the solution to be saturated; then add the 1 oz. reserved, and it will at once be cleared. Its use will be explained further on.

No. 5.—BROMIDE SOLUTION.

Bromide of potassium	1 oz.
Water	9 oz.

The method of operation is as follows: In a room lighted only by a ruby or orange light, place the negative in the printing frame, the prepared plate on the negative just as the paper is placed in ordinary printing, but using several folds of canton flannel or other soft

material between the plate and the back of the frame to secure close contact between the two glasses without risk of breakage. Expose to a gas flame or oil lamp for from ten to twenty seconds, or more or less, depending on the size of flame and density of the negative, and proceed to develop in the ordinary way. Mix in a graduated measure in the following order:

No. 1, Oxalate solution ..... 2½ ounces.
No. 2, Iron solution ..... ½ ounce.
No. 5, Bromide solution ..... ½ drachm.

And having placed the plate in a suitable tray, pour the solution over it and watch for the result.

With a properly exposed plate, the image should begin to show in from 15 to 18 seconds, and be allowed to continue until what constitutes the bright light shows full of detail, then wash off the developer and fix in the hypo. solution, No. 3, letting it remain a few minutes after all the unreduced bromide is apparently dissolved; next, wash a few minutes, then immerse from three to five minutes in the **alum bath, made by dissolving two ounces of powdered alum in thirty ounces of water.** After another good wash, and while the water is running over the plate, pass a broad camel-hair brush over the surface, after which set it up to dry.

The clearing solution, No. 4, is used, when from slight over-exposure to the light, or too prolonged development, or from lack of proper density in the negative, the parts of the positive that should show clear glass are slightly tinted. A careful application of it with a camel-hair brush will remove it.

The tone of the transparencies can be varied somewhat by varying the length of exposure and strength of developer. A short exposure and a strong developer made of

No. 1, Oxalate solution ..... 2 oz.
No. 2, Iron solution ..... ½ oz.
No. 3, Bromide solution ..... ½ dr.

will give a rather cold tone; the same diluted to 8 ounces with water, giving a longer exposure, will give a warm, brown tone; while a mixture half new mixed and half old gives a rich tone. It is a safe proceeding, also, to immerse the exposed plate for a minute or so in an old developer. and to add new to that to bring up the image.

OUTFIT No. 1, Price $25.00, consists of

One Society Sciopticon, with one pair 4½-inch condensing lenses, one short focus, achromatic objective or magnifying glass; a two-wick lamp with chimney, reflector, and slide carrier; in a neat packing case.

OUTFIT No. 2, Price $35.00, is made up of

One Argand Sciopticon, with one pair 4½-inch condensing lenses, one short focus achromatic objective or magnifying glass, one A No. 1 Argand Student Lamp and reflector, slide carrier; in a neat traveling case, with hinged door, lock and handle.

Without Student Lamp, allowing the purchaser to make use of his own Student Lamp $30.00

OUTFIT No. 3, Price $40.00, consisting of

One McIntosh Sciopticon, with 4½-inch condensers, Achromatic Stereopticon Objective, Sun-Light Lamp, Slide Carrier and Stop, in neat packing case, with hinged lid, lock and handle.

OUTFIT No. 4, Price $100.00, includes

A McIntosh Sciopticon, with 4½-inch condensers, Achromatic Stereopticon Objective, Adjustable Jet for mixed gases, and the following accessories:—Ether Saturator No. 1, Tin Funnel, T Tube (Oxygen Divider), a 30x40 best quality canvas covered Rubber Gas Bag, Sheet Steel Retort, Retort Stand, Wash Bottle, Alcohol Lamp, one dozen Lime Cylinders, half-dozen packages of chemicals for Oxygen, 2 lbs. best Ether, 20 feet Rubber Tubing for connections, Screen 15x15, packing case with hinged lid, lock and handles.

The above outfit, with Sun-Light Lamp (extra).....$110.00

OUTFIT No. 5. Price, $125.00, consisting of

An Exhibitor's Stereopticon, with sliding front, 4½ inch Condensers, Achromatic Double Combination Stereopticon Lenses for different distances, Slide Carrier with Stop, Platina-tipped Jet for mixed gases, and the following accessories: Ether Saturator No. 1, Tin Funnel, Oxygen Divider (T Tube), 30 x 40, best quality canvas-covered Rubber Gas-bag, Sheet Steel Retort, Retort Stand, Wash-bottle, Alcohol Lamp, one dozen Lime Cylinders, half dozen packages of chemicals for Oxygen, three lbs. best Ether, 20 feet Rubber Tubing for connections, Screen 15x15, packing case, with hinged lid, lock and handle

OUTFIT No. 6. Price, $125.00,

Is made up of the Chicago Model Sciopticon, with draw tube; one pair four and one-half inch Condensers, one Achromatic Double Combination Stereopticon Lens for different distances, Slide Carrier with Stop, Platina-tipped Jet for mixing gases, and the following accessories: Ether Saturator No. 1, Tin Funnel, Oxygen Divider, (T Tube) one 30 x 40 x 20 first quality canvas-covered Rubber Gas-bag, one Sheet Steel Retort, one Retort Stand, one Wash-bottle, one Alcohol Lamp, one dozen Lime Cylinders, one half-dozen packages of chemicals for Oxygen, 3 lbs. of ether, 20 feet of Rubber Tubing for connections, one Screen 15 x 15, one Telescope Canvas Traveling Case.

OUTFIT No. 7. Price, $145.00, consisting of

McIntosh Combination Stereopticon, with finest quality of Condensers, first-class Achromatic Stereopticon Lens for short and long distance, Slide Carrier and Stop, our new Mechanical Jet Platina-tipped; removable front, for Solar Work, and same accessories as in Outfit No. 5.

DISSOLVING VIEW OUTFIT No. 8. Price $200.00.

One Chicago Model Stereopticon, with two pair four and one-half inch Condensers, one pair matched Achromatic Objectives. one pair Platina-tipped Jets, one pair Slide Carriers, Stops, one Dissolver, one Saturator No. 2, one Tin Funnel, one T Tube, one 30 x 40 x 20 best quality canvas-covered Rubber Gas-bag, one Copper Retort, one Retort Stand, one Wash-bottle, one Alcohol Lamp, one dozen Lime Cylinders, one half-dozen packages of chemicals for oxygen, four pounds best Ether, 20 feet Rubber Tubing for connections, one Screen 20 x 20, one Telescoped Canvas Traveling Case.

DISSOLVING VIEW OUTFIT, No. 9. Price $220.00, consisting of

One pair Exhibitor's Stereopticons complete, with Condensers, Achromatic Stereopticon Objectives, Platina-tipped Jets, one pair of Slide Carriers, with Stops, Dissolver, Saturator No. 2, Tin Funnel, T Tube, 30 x 40 best quality canvas-covered Rubber Gas-bag, Copper Retort, Retort Stand, Wash-bottle, Alcohol Lamp, one dozen Lime Cylinders, half dozen packages of chemicals for Oxygen, 4 lbs. best Ether, 20 feet Rubber Tubing for connections, Screen 15 x 15, packing case with hinged lid, lock and handles, suitable for a stand when exhibiting.

DISSOLVING VIEW OUTFIT, No. 10. Price $250.00, includes a

McIntosh Bi-unial Stereopticon, with first quality Plano-convex Condensing Lenses, extra quality Achromatic Stereopticon Objectives, with rack work for focusing, Dissolver, one pair Slide Carriers and Stops, Mechanical Jets, Platina-tipped Saturator No. 2, and same accessories as in outfit No. 5.

DISSOLVING VIEW OUTFIT No. 11 Price $350.00.

One Royal Photo-Opticon, with first quality triple Plano-convex Condensing Systems, extra quality Achromatic Stereopticon Objective, one Dissolver, one pair Slide Carriers, one pair Slide Stops, one pair Mechanical Jets, with mechanical lime movement, one Saturator No. 3, one Tin Funnel one T Tube, one 30 x 40 x 20 best quality canvas-covered Rubber Gas bag, one copper Retort, one Retort Stand, one Wash-bottle, one Alcohol Lamp, one dozen Lime Cylinders, one dozen packages of chemicals for Oxygen, 4 lbs. of Ether, 20 feet of Rubber Tubing, one Screen 20 x 20, one packing case with hinged lid, lock and handles.

DISSOLVING VIEW OUTFIT No. 12 consists of a

McIntosh Scenic Tri-Opticon, with 3 Plano-convex condensing Systems, 3 extra quality Achromatic Stereopticon Objectives, One Dissolver, with which eitner one, two or three lanterns may be used at the same time, 3 Slide Carriers, 3 Slide Stops, 3 Mechanical Jets, one Steel Cylinder for Oxygen, 12 inches in diameter by 48 inches long, one Steel Cylinder for Hydrogen, 12 inches in diameter by 48 inches long, both cylinders furnished with first-class Double Needle Valves, 10 feet Rubber Tubing for connections, one Screen 24x24, one Portable Extension Screen Frame, one Electric Signal and 4 dozen Limes, one packing case with hinged door, lock and handles. Price, $500.00.

DISSOLVING VIEW OUTFIT No. 13.

The Tri-Opticon, with 3 Triple Plano-convex Condensing Systems, 3 first quality ½-size Darlot Objectives, 3 Slide Carriers, 3 Slide Stops, 3 highest grade Mechanical Jets, and one Triple High Pressure Dissolving Key, 2 fifty-foot Sheet Steel Cylinders for Oxygen and Hydrogen, mounted with Double Needle Valves, with Improved Cylinder Key, 15 ft. Rubber Tubing, one 30-foot Screen, one 20-foot Screen and one 10-foot Screen, one Electric Signal, one Reading Lamp and best Reading Stand, one Portable Extension Screen Frame for 30-foot screen, 75 colored wood-mounted Slides. 200 plain or uncolored Slides and 3 Chromatropes. Price, $675.00.

DISSOLVING VIEW OUTFIT No. 14 comprises

The Royal Chicago, the finest Triple Stereopticon manufactured in the world, with 3 Triple Plano-convex Condensing Systems, 3 matched first quality one-half size Achromatic Darlot Objectives, 3 "Wide Angle" Objectives, 3 Slide Carriers, 3 Slide Stops, 3 highest grade Mechanical Jets and the Triple High Pressure Dissolving Key with h. p. connections, 2 60-foot Cylinders, sheet steel, with Double Needle Valves for Oxygen and Hydrogen, with Improved Cylinder Key, 15 feet Rubber Hose, 3 Screens, one 10, one 20 and one 30 feet square, one Lecturer's Electric Signal, one Lecturer's Reading Lamp and best Reading Stand, one *Portable Extension* Screen Frame for a 30-foot Screen, 150 colored *wood-mounted Slides*, 250 uncolored, being a sufficient number for *lectures*. Price of complete outfit, as above enumerated, $800.00.

THE PORTABLE LIME-LIGHT AND LANTERN.

A point upon a piece of unslacked lime, brought to a dazzling incandescence by the sharply driven jet of the oxy-hydrogen flame, has proved itself to be by far the most satisfactory light for lantern use. All oil lights are greatly deficient in illuminating power, and the light is spread over so large a space that the lenses cannot properly gather the rays together.

To maintain a good lime-light, whatever be the sources of gas supply, an operator must have some native skill, a good deal of experience, and must give constant attention to his work. The drawbacks to the use of the lime-light are the time and cumbrous machinery needed to manufacture and store the gases; or if cylinders are used, the cost of the gases, the expense of transportation, and the liability of not having cylinders when needed at all times and in all sorts of places. For the hydrocarbon element, the vapor of gasoline has been used, as from an ordinary gasoline stove. Let any one study an ordinary gasoline stove and he will understand how the gas is obtained from the liquid. There is a generating tube ¾ of an inch in diameter and some five or six inches in height, which is so heated that at the top the temperature is above the boiling or gas-producing point of gasoline; while the base of the tube is kept below that point. From the top of the tube, therefore, gas can be drawn off in an ample and steady supply, the liquid rising to the more heated part and vaporizing as required. The needed pressure is obtained by pumping into a closed supply tank, by hand bulb, an air pressure which shall be always greater than can be used at the jet of the lime-light. The only limiting condition is, that the channel leading the gas to the mixing chamber must be kept heated above the boiling point of gasoline, and for this the apparatus amply provides.

The oxygen gas is obtained from ordinary chlorate of potash, to which is added, as usual, a portion of binoxide of manganese, that oxygen gas may come off steadily and at a lower temperature. The principle involved in this apparatus is the heating of small portions of the chemicals as the operator sees his need of gas. The gas as made is carried into a small equalizing or regulating bag, so that the supply is constant and is maintained *at a steady pressure.*

In order that only a portion of the chemicals may be heated at once, the retort is made of poor heat-conducting material—tin; it is two inches in diameter and twenty-six inches in length. The oxygen regulating bag is constructed upon a new principle. It is a strong rubber-cloth bag, cylindrical in form, two feet in length and eleven inches in diameter when filled. It holds about ten minutes' supply of gas.

The equalizing pressure is obtained by a dozen or more strong rubber bands, which close the bag and tend to keep it closed. As the bag fills and the outward pressure surface becomes greater, the tension of the stretching rubber bands increases in about the same ratio. It is light, occupies when empty but small space, and is a great relief over anything operated by weights. In construction this gas-making apparatus is so arranged that it becomes the framework of the lantern. When the focus is once adjusted it is never afterward disturbed, save to slide the lenses back and forth for the varying distances of the screen. The wash bottle and the bag can be packed in a very small compass, and the entire outfit can easily be carried in one hand. The expense of operating, both in time and money, is very small. The gasoline costs hardly more than one cent an evening, and takes no more time than it does to fill an ordinary oil lamp. The cost of the oxygen varies with the price of chemicals, some two pounds and a half being used. None is ever wasted. Ten minutes is all the time required from the unstrapping of the packing case to the lighting of the jet. The cleaning up and recharging can be done at any time, and will take fifteen or twenty minutes. The question of safety is one of prime importance for an instrument used in public halls and private parlors. The danger from gasoline is due to carelessness in filling or in cleaning, the cocks not fully turned off. The use of the air pressure avoids both these causes of accidents. The tank is very strong and air-tight, and holds only about 16 ounces at the most. There is only a cubic inch or so of gas at any time, and absolutely no chance of an explosive mixture. In the oxygen manufacture the only point of activity at any one time is an inch in length of the two-inch tin retort.

These, then, are the characteristics of the Portable Lime-Light apparatus. It is safer from serious accidents than any other form of the oxy-hydro-carbon jet yet devised. The mixing of the gases and the issuance from the nipple, and the pressure

obtained, differ in no essential from the results secured by the best apparatus now in use. It is economical both as to time and running expense. If packed up properly it is ready to be taken in the hand at any time and set up for use in any place without a moment's warning.

A. Pump.
B. Safety Valve.
C. C. C. Rubber Bands.
D. D. D. Rods.
E. E. Gasoline Reservoir.
F. Needle Valve on Gasoline Tank with Milled Head Thumb Screw.
F. F. Needle Valve and Stopper on Gasoline Tank. (F. screws into F. F.)
G. Gas Bag.
H. Milled Head Thumb Screw for raising or lowering Optical System.
I. Milled Head Thumb Screw for moving Optical System from right to left and *vice versa*.
J. Valve admitting Liquid Gasoline to Valve "a" of Generator Burner.
K. Valve regulating supply of Gasoline to Jet.
L. Valve regulating supply of Oxygen to Jet.
M. Telescope Hood to Lantern Front.
N. Thumb Screws for adjusting Legs.
O. Objective.
P. Brass Cell-holding Condensing Lenses.
Q. Mixing Chamber of Jet.
R. Retort.
S. Milled Head Thumb Screw for holding Condensing Cell "P" in place.
T. Nipple of Retort.
U. Clamps of Retort.
V. Nipple admitting Oxygen to Pipe from Wash Bottle "z."
W. Wash Bottle.
X. Ingress to Wash Bottle from Retort.
Y. Egress from Wash Bottle to Gas Bag Nipple, "L. L."
Z. *Egress* from Wash Bottle to "V," or Oxygen Nipple.

McINTOSH BATTERY AND OPTICAL CO., CHICAGO, ILL., U. S. A. 118



L No. 158. FRONT VIEW. PRICE, - - $150 00



L No. 159. BACK VIEW.

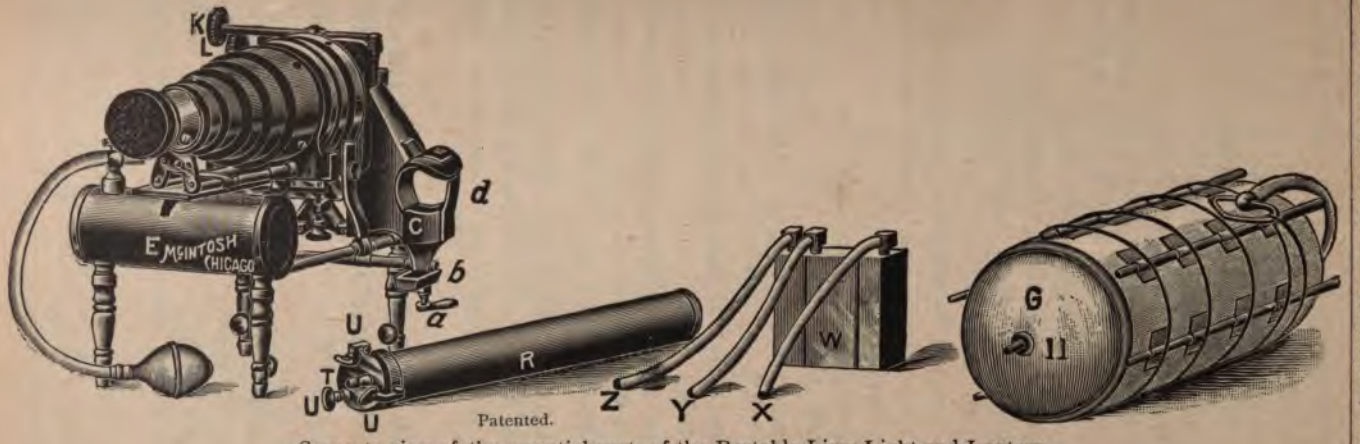

Patented.

Separate view of the essential parts of the Portable Lime-Light and Lantern.

L. No. 160.

a. Valve letting Liquid Gasoline into Cup of Gasoline Burner.
b. Cup of Generator Burner, to be filled with Liquid Gasoline by turning Valve "a."
c. Generator Burner.
d. Place for Retort.
e. Plate on which the Telescope Hood moves forward or backward, and is fastened in position by Thumb Screw under Plate.
f. Pipe through which Oxygen passes.
g. Hood covering the Lime-Light.
h. Milled Head Thumb Screw for moving Lime forward or backward; under the Hood not shown in cut is a Thumb Screw for raising or lowering the Lime.
i. Pipe carrying Gasoline Vapor.
k. Slide Box.
l. Nipple on Gas Bag for connecting to Safety Valve "B."
l l. Nipple on Gas Bag for connecting to Wash Bottle "Y."
m. Pipe from Gasoline Tank to Valve "J" and Generator Burner.
n. Objective Rack and Pinion for fine adjustment,

N. B.—In lettering these cuts both large and small letters have been used; *be careful*, in following the directions, that you do not confuse the "capitals" and "lower-case" letters.

DIRECTIONS FOR MANAGING THE PORTABLE LIME-LIGHT AND LANTERN.

1. Fill Gasoline Tank "E" with 16 ounces high-grade gasoline, not less than 80° flash test. To fill "E," you unscrew "F F" ("F" screws into "F F") entirely, and use a small funnel; 16 ounces fills "E" about three-quarters full. Replace "F F," screwing it down firmly, and if a little hard soap be smeared over the faces of the union, a perfectly gas-tight joint will be made.

2. Loosen "F" and pump in a pressure with hand bulb pump "A" by squeezing it firmly half a dozen times; then close "F."

From time to time during the evening pump in a pressure.

3. Charge retort "R" with a single package of chemicals, each package containing 32 ounces of potassium chlorate and 8 ounces manganese binoxide, thorougly mixed.

4. Fill Wash Bottle "W" through "X" with 4 ounces water in which one-half teaspoonful of caustic soda or potash, or common "sal soda," has been dissolved. This alkali purifies the oxygen, takes up the chlorine and renders the oxygen sweet and almost pure enough to breathe.

5. Connect "T" to "X" with a short piece of ¼-inch rubber hose.

6. Connect "Y" to "G" "l l" with a short piece of ¼-inch rubber hose.

7. Connect "Z" to "V" with a short piece of ¼-inch rubber hose.

8. Connect "l" to "B" with a short piece of ¼-inch rubber hose.

9. Open valves "J" and "a" and allow "b," or generator cup, to be filled with liquid gasoline; then close "J" and light at "b." As soon as gasoline is burned out of "b" open "J" and light at "c;" this should now burn like an ordinary gasoline stove, and furnishes heat not only for generating oxygen, but also converts the liquid gasoline into gas, forcing it up through "i," where it is admitted to mixing chamber "Q" through valve "K."

10. Place free end of retort in "d."

11. Put a lime in lime-holder in "G," about ⅛ of an inch from nipple.

12. As soon as oxygen is liberated freely (as will be indicated by the gas bubbling through "W," which can be plainly heard), open valve "K" a little and light; this admits gasoline gas, and this flame at first should be three or four inches long.

13. Open wide valve "L;" this admits a full supply of oxygen.

14. Now increase or diminish the supply of gasoline gas by valve "K" until the whitest light is obtained. If oxygen has been made too fast a hissing sound will be heard and both valves K and L must be manipulated back and forth until the whitest light is obtained without noise.

15. In closing or shutting off at the end of the entertainment, shut valve "L" first, then valve "K."

"CENTERING AND FOCUSING."

For "centering" and "focusing the light," read carefully page 106 of catalogue. Bear in mind that the jet or light is fixed, and that you must move the entire condensing cell "P" from right to left, or *vice versa*, by thumb screw "I," and upward or downward by thumb screw "H," and forward or backward, and when the best result is obtained fasten in place by thumb screw "S." To focus, move lens "O" backward or forward until best result is obtained.

CAUTIONS.

Always wash out retort within a few hours after it has been used. Drain and thoroughly dry before using again.

See that chemicals are free from pieces of paper or bits of wood or other impurities.

Use fresh alkaline water each time in the wash bottle.

In placing the retort "R" over the generator burner, do not heat more than the first 1½ or 2 inches to start with, and do not push it along more than ½ inch at a time; be careful about this, for *the great fault of the novice is to make gas too fast.* The gas-bag, when fully distended, is 11 inches in diameter, but in actual practical use should be maintained at about 8 or 9 inches in diameter. Keep in mind that you do not depend on the gas-bag for pressure, but look on it as an equalizer and regulator, like the governor on an engine, which it really is, since the *pressure* comes from generation of the gases in confinement. If gas is made too rapidly it will hiss on escaping at the jet and make a poor light, and will also escape at safety valve "B," and make an unpleasant smell; so be careful not to push through the retort too fast.

Retorts can be used from eight to twelve times, a safe average of ten times if carefully handled; they should then be thrown away and new ones used. Three retorts are furnished with each outfit. The head of the first retort is durable and is not to be thrown away, and can be used with the new retorts. When clamping the head down on a new retort it is well to use a little common bar soap or white lead between the flat surfaces, this effectually preventing leaking.

Mix chemicals thoroughly. In filling R see that chemicals are poured in evenly mixed, and that the larger crystals of *potash do not* accumulate in one place.



Patented.

L. No. 167.

PRICE..... ..... $250 00

THE DISSOLVING PORTABLE LIME-LIGHT AND LANTERN.

The same *general* directions as given for the Single Portable Lime-Light and Lantern should govern the use of this lantern.

In the use of this instrument both Lanterns are burned bright all the time and the dissolving effect is accomplished by the shutter in front of the objectives. There are six valves between the flame boxes of the lanterns, the upper *one* regulating the "off flow" of gasoline in upper lantern, the lower *one* regulating the "off flow" of gasoline in lower lantern.

The upper two valves marked O and G establish the equilibrium of gases in the upper lantern, and the lower two marked O and G regulate the supply to the lower lantern.

ILLUSTRATIONS FOR PROJECTION.

IT would be impossible to include within the limits of a catalogue a complete list of all the slides prepared for projection by the various manufacturers. We append lists which illustrate most of the subjects to which this art is applied, and can furnish in addition any special series offered by other houses, at their advertised price.

Photographs from Nature are the most popular because they are always beautiful and absolutely correct representations of places and objects. These are usually prepared on glass plates averaging 3¼ x 4 inches in size, protected by a thin glass cover and bound with black paper.

Fine Colored Photographic Views. Those included in our lists are made only by the best artists; they are carefully sealed, to protect the colors from the action of the atmosphere, and inclosed in wood frames 4 x 7 inches. We have not quoted the cheaper grades of colored views, which possess neither beauty nor merit, but only those which are artistic and pleasing to a refined taste.

Photographs of Engravings, Diagrams, and of Microscopic Objects can be furnished in greatest variety. They are mounted in the same style as the photographs from nature. Many diagrams can be made by the instructor by covering a suitable plate of glass with a thin film of varnish, paraffine, starch or soap and drawing the design with a sharp pointed instrument, through the film. The light can pass through only those lines where the film is removed.

Views of Statuary are each upon square glass slides 3¼ x 4 inches in size, with black background.

Chromatropes are 3 in. in diameter, **in frame 4 in. wide** by 7 or 12 inches long. They produce the effect of the kaleidoscope. The pictures are produced by brilliant designs painted upon two circular g'asses, and the glasses made to rotate in different directions. An endless variety of changes in the pattern are caused by turning the wheel, sometimes slowly, then quickly, backward and forward.

Dissolving Views consist of plain or colored slides and require two lanterns to produce the finest results. With these it

is possible to change summer to winter, day to night, the exterior of a palace to an interior. The gliding of a boat, shadowy forms of spirits or the witches and goblins of the magician's cauldron can be shown with startling effect. These views may also be varied by the use of **tinters,** or discs of colored glass, placed over the stereopticon lens.

Microscopic Projection. Objects intended for this purpose are usually mounted upon glass slips 1 x 3 inches in size, covered by glass and sealed. Glass cells are used for liquids. Photo-Micrographs prepared similarly to lantern transparencies are also designed for lantern projection.

Professors and teachers can have colored or plain photographic copies made from their own designs—promptly, and in a superior manner. Designs should have sharp outlines, and be about twelve inches in diameter, done in India ink, free from colors. Any of the plain slides named in the following lists can be furnished, colored.

All Lecture Readings are Extra and Not Included with Price of Sets.

Descriptive Readings or "Lectures" of any series of slides not accompanied with a printed lecture, will be furnished by us in manuscript at 40c per slide, or in typewriting at 50c per slide. The large public library of this city enables us to obtain any information or "data" published upon almost any subject.

We find that people generally are very careless about putting their name on packages that they mail or express to us. We therefore request that all parcels sent us be marked with the name and post-office address of the sender.

In many instances several views of the same place will be found in different parts of the lists of slides, this means that while the subject is the same, that the views are taken from different positions or angles of vision and frequently by different artists. In ordering always give *name of slide in full and its number and page in the catalogue.*

LANTERN SLIDES

—OR—

TRANSPARENCIES

—OF—

Every Country on the Face of the Earth Where the Photographer Has Been Able to Use His Camera.

Every Popular Subject Illustrated. Over One Hundred Thousand (100,000) Slides Constantly Carried in Stock.

Customers are requested to read carefully the following italicised paragraphs:

FIRST—While every Slide that we list can be furnished plain or colored, yet only those listed and priced as colored are carried in stock colored; all others are not carried in stock colored and will have to be colored after order is received. Such slides colored to order cannot be exchanged.

SECOND—There are two Lists of "Lecture Sets of Slides"—the "Foreign" that cannot, and "The Domestic that can be broken. Those that cannot be broken are few in number, are imported, and usually the view wanted, or one of similar character, can be found in the extensive "General List of Lantern Slides."

The Foreign Sets are listed on Index page IV.
" Domestic " " " " " " III.

PRICE OF LANTERN SLIDES.

Plain or Uncolored	each,	$0.50
Colored Round Wood Mounted	"	1.50
Colored Square Wood Mounted	"	2.00
Colored Square Tin Mounted	"	2.00
Coloring Plain Slides, net	"	.75
Tinters (Colored Glass)	"	.25
Silhouettes	"	.25
Comic Crayon Caricatures, plain	"	.50
Comic Slip, Wood Mounted	"	1.00

(We do not handle the cheap series of Comic Slip Slides.)

Comic Lever Slides " 1.75

Dissolving View Sets, Revolving Chromatropes, and all movable and mechanical slides have special prices, which will be given under their respective Lists.

All Unmounted Slides are 3¼ x 3¼ or 3¼ x 4 inches in size; the latter being the French and Domestic size, the former the English size. The large majority of Wood-mounted Slides are 4 x 7 inches. Wood mounts 4 x 7 can be furnished for plain slides.

SPECIAL SLIDE WORK.

We make a specialty of making Lantern Slides *to order* from any "copy" with which we may be furnished at the following prices:

One Plain Slide from Negative, net	$0.50
One Plain Slide from Photograph, Wood or Steel Engraving, Oil Painting, Lithograph, Page in Book, etc., etc., net	1.00
One Colored Round Wood Mounted, Sealed, to order, net	2.50
One Colored Square Wood Mounted, Sealed, to order, net	3.00
For Coloring One Plain Slide, net	.75

Slides made to order must be paid for at the time the order is given. No deviation will be made from this rule.

In ordering Slides, always give: First, the edition of the Catalogue you order from; then the page, and then the number and name of Slide wanted.

See page 9 for mailing rates.

We deal, import, and manufacture lantern slides, our trade is considerable and we may be out of some of your order, therefore we deem it policy when ordering slides to give a second choice or else *authorize* us to make a close substitution, with the privilege of exchange of such substituted slides providing same are returned within ten days from date of invoice. We cannot at *all times* furnish *on demand all the slides we catalogue*, but *any* and *every* slide that we might happen to be out of when you order we can furnish in a reasonable time as we either own or control each and every negative from which they are made.

GENERAL LIST OF SLIDES.

Illinois—Chicago.

Chicago Parks—Lincoln Park.

1 Sphinx at N. Entrance
2 Lincoln Statue
3 Indian Monument
4 Flower Beds Walk
5 Fountain
6 Entrance to Lincoln Park
7 Linne Monument
8 Lily Pond and Sanitarium
9 Lake and Bridge
10 Sea Lions
11 Sea Lions
12 The Seals
13 Boat House
14 Ottawa Monument
15 Boat House and Boats
16 Polar Bears
17 Elephant
18 Floral Design Mound
19 Bear Pit
20 Animal House
21 Grant Monument
22 Lincoln Monument
23 Schiller Monument
24 Conservatory

Garfield Park.

1 Popping Corn
2 Rustic Bridge
3 Boat House and Gallery
4 Floral Design, Mound
5 Group at Lunch
6 Group in Summer House
7 Racing Stables
8 Boat House
9 Fountain
10 Rustic Bridge
11 Rustic Bridge and rowboat
12 Conservatory
13 Lake and Bridge
14 Boat House and Boats
15 Floral Design

Jackson Park.

1 Bridge, Entrance to Jackson Park
2 Boat House
3 Floral Design, Lion
4 Lake and Boat House
5 Pavilion
6 Campus
7 Jackson Park Beach, South from Pavilion

Washington Park.

1 Boatman in Flowers
2 Floral Design, Sun-dial and Globe
3 Floral Design, World
4 Floral Designs
5 Bridge
6 Floral Design, Maltese Cross
7 Floral Design, Elephant in Flowers
8 Floral Design, Tulips
9 Floral Design, Owl and *Presidential Chair-Hoo?*
10 Club House
11 Club House
12 Lake
13 Conservatory
14 Pavilion

Douglas Park.

1 Feeding Geese
2 Floral Design and Boat House
3 Floral Design and Hot House
4 Lake and Bridge
5 Lake and Conservatory
6 Rustic Bridge
7 Summer House and Ducks
8 Floral Design
9 Ducks on Lake
10 Near Mineral Spring
11 Boat House and Lake
12 Mound of Fire Ruins
13 Floral Design, Mound
14 Boat House and Boats
15 Foot Path
16 Boat House
17 Ducks, sunning on banks of Lake

Humboldt Park.

1 "Meditation"
2 Conservatory

Jefferson Park.

1 Stone Bridge
2 Presbyterian Church

Lake Front Park.

1 Lake Front Park from North

Union Park.

1 Floral Design, Union Park
2 Scene in Union Park
3 Union Park Congregational Church

South Park.

1 Main Entrance to South Park

Street Views, Bridges, Harbor, Shipping, Etc., Etc.

1 Drexel Boulevard—Flower Mound
2 Parade—laying corner stone for Masonic Temple
3 Rosedale—first Foreign Steamer to come direct to Chicago
4 Funeral Procession, Ogden and Polk sts.
5 Entrance to Chicago River
6 Drexel Boulevard at 39th street
7 Midway Plaisance
8 Oakland Boulevard
9 Lake Shore Drive
10 Entrance to Chicago River—looking out
11 Entrance to Chicago River, near State st.
12 Entrance to Chicago River
13 Old Crib
14 Clark street Bridge
15 State and Washington streets
16 Dearborn avenue
17 Jackson street Bridge
18 State st. from Madison
19 N. E. corner Wabash and Madison
20 Michigan avenue
21 Wabash avenue
22 State street
23 Dearborn street
24 Clark street
25 La Salle street
26 Panorama of city
27 Adams st. from State st.
28 State st. Bridge
29 Randolph st. from La Salle st.
30 Panorama of Harbor and N. Side
31 Entrance to La Salle st. Tunnel
32 Hook and Ladder Truck Going to Fire
33 Italian Woman Carry-Wood

Prominent Buildings.

1 Exterior Store—McIntosh Battery and Optical Co.
2 Interior Store—McIntosh Battery and Optical Co.
3 Schlesinger and Mayer's Dry Goods House
4 Fire Ruins—Siegel and Cooper's
5 Montgomery, Ward & Co.
6 C. H. Slack's Grocery Store
7 Jas. H Walker's wholesale Dry Goods House
8 Marshall Field's wholesale Dry Goods House
9 Marshall Field's Retail Dry Goods House
10 West End Stock Yards, looking northwest
11 East End Stock Yards, looking north
12 Main Entrance to Stock Yards
13 Stock Yards, looking north
14 View in Stock Yards
15 Board of Trade
16 Home Insurance Bldg.
17 Royal Insurance Bldg.
18 Times Building
19 Rialto Building
20 Caxton Building
21 Manhattan Building
22 Owings Building
23 Tacoma Building
24 Inter Ocean Building
25 Pontiac Building
26 Unity Building
27 Herald Building
28 Chamber of Commerce
29 Masonic Temple
30 Chicago Opera House Block
31 Rand, McNally's Block
32 Rookery Building

FOR PRICE LIST OF SLIDES SEE PAGE 127.

33 City Hall
34 Water Works, North Chicago
35 Post Office
36 Cook County Hospital
37 Marine Hospital
38 Central Music Hall
39 West Chicago Club House
40 W. C. T. U. Temple
41 West Division High School
42 College of Physicians and Surgeons
43 Auditorium Building from Wabash ave.
44 Auditorium, Interior
45 Auditorium, Interior
46 Auditorium, Tower from Roof
47 Auditorium Banquet Hall
48 Auditorium Staircase
49 Old Exposition Bldg.
50 Old Exposition Building, Michigan ave.
51 Polk street Depot
52 Wisconsin Central Depot
53 Wellington Hotel
54 Palmer House
55 Grand Pacific
56 Tremont House
57 Sherman House
58 Grace Church
59 Unitarian Church
60 Church of Epiphany
61 Methodist Church, Drexel Boul.
62 Geo. M. Pullman's residence
63 Franklin MacVeagh residence
64 Jno. A. Logan's residence
65 Potter Palmer's residence
66 Farwell's residence
67 H. A. Turner's residence
68 Robt. Lincoln's residence
69 S. W. Allerton's residence
70 Arch-Bishop Fehaen's residence
71 P. O. Sullivan's residence
72 Carlson Cottage
73 The Monadnock
74 The Great Northern
75 The Victoria
76 Siegel and Cooper's
77 McVicker's Theatre
78 Hooley's Theatre
79 Schiller Theatre
80 Columbia Theatre
81 New Art Institute
82 Union Depot
83 C. & N. W. Depot
84 Rush Medical College
85 Criminal Court and Jail
86 Lumber Exchange
87 Michigan Central Depot
88 Venetian Building
89 Tribune Building
90 The "Fair"
91 Libby Prison
92 Interior Chamber
93 Illinois Traini'g School for Nurses
94 First Reg't Armory
95 New Ashland Block
96 First Methodist Ch'rch Block
97 Leland Hotel
98 Harrison Street Police Station
99 Art Institute and Studebaker's
100 Wisconsin Central Depot

Miscellaneous—Chicago.

1 Ice Wagon
2 R. R. Train
3 Chicago in 1821
4 Wolf Point in 1832
5 Haymarket Monument
6 Douglas Monument

WORLD'S COLUMBIAN EXPOSITION LANTERN SLIDES,

Birds-Eye, Perspective and Panoramas.

1 Map of Jackson Park
2 General View of Exposition
3 Bird's Eye View of Exposition
4 Pier from Roof of Manufactures & Liberal Arts Building (official)
5 Looking North from Colonnade (official)
6 Panorama North from M. & L. A. Bldg., showing U.S.Government Bldg. (official)
7 Panorama North from M. & L. A. Bldg., showing U. S. Govt. & Foreign Bldgs.
8 Panorama Northwest from M. & L. A. Bldg. showing Woman's, Illinois, and other State Bldgs.
9 From Dome of Govt. Bldg. looking Northwest
10 Vista of Grand Basin & Machinery Hall
11 Grand Basin from Machinery Bldg.
12 North Canal from Machinery Hall
13 Grand Vista North from East Colonnade
14 Grand Vista North from W. Colonnade
15 North from M. & L. A. Bldg., Chicago Day
16 Lake Front from Liberal Arts Bldg., Chicago day
17 Panorama of Woman's Bldg., and State Bldgs., from roof of Liberal Arts Bldg.
18 Panorama Northwest from Roof of Liberal Arts Bldg.
19 Across Lagoon and Wooded Island from Transportation Bldg.
20 Across the Lake from Liberal Arts Bldg.
21 North from Machinery Hall
22 West from Peristyle
23 South from Electricity Bldg.
24 East from Electricity Bldg.
25 Bird's Eye from Pier to Ferris Wheel from Northeast

Main Official Buildings, Administration Building.

26 Administration Bldg. from S. E.
27 Administration Bldg. from N. E.
28 Administration Bldg. from E (official)
29 Administration Bldg. from East Entrance (official)
30 Administration Bldg. (official)
31 Administration Bldg. and McMonnies Fountain
32 Administration Bldg. from S. W.
33 Administration Bldg. from S.
34 Administration Bldg. from Across North Basin
35 Administration Bldg. from Across South Basin
36 Administration Bldg. from Grand Basin
37 Administration Bldg. from Across the Bridge
38 Administration Bldg. and Court of Honor from Agricultural Bldg.
39 Administration Bldg. from Liberal Arts Bldg.
40 Administration Bldg. Grand Entrance
41 Administration Bldg. from Wooded Island (official)

Agricultural Building.

42 Agricultural Building, N. W. corner Bridge and Peristyle
43 Agricultural Building, Main Entrance
44 Agricultural Building, Interior Center Section from S. Gallery
45 Agricultural Building, Interior (official)
46 Agricultural Building, Interior (official)
47 Agricultural Building, Looking north (official)
48 Agricultural Building, North Entrance (official)
49 Agricultural Building and Machinery Hall (official)
50 Agricultural Building, Interior, East end.

FOR PRICE LIST OF SLIDES SEE PAGE 127.

51 Agricultural Building, Interior, N. W. Section
52 Agricultural Building from Elect. Bldg.
53 Agricultural Building and Grand Basin Chicago Day
54 Agricultural Building, North Front
55 Agricultural Building, Main Entrance and Dome
56 Agricultural Building, Interior, N. E. Section
57 Agricultural Building, Interior, S. E. from Gallery
58 Agricultural Building, Interior, N. W. from Gallery
59 Agricultural Building, Interior, Main Aisle East.
60 Agricultural Building, Interior, U. S. Exhibit

Electricity Building.

61 Electricity Bldg. from N. E.
62 Electricity Bldg., Interior
63 Electricity Bldg. from across Grand Basin
64 Electricity Building, Front (official)
65 Electricity Bldg. and Lagoon (official)
66 Electricity Bldg., General View, A No. 1 (official)
67 Electricity Bldg., Interior. Electric Column Night Photo
68 Electricity Bldg., Interior, General View
69 Electricity Bldg. and M. & L. A. Bldg. across Lagoon
70 Electricity Bldg. from Agricultural Bldg.
71 Electricity Bldg. from roof of Liberal Arts Building
72 Electricity Bldg. from across Grand Basin
73 Electricity Bldg. from across South Basin
74 Electricity Bldg., Interior N. from Gallery
75 Electricity Bldg., Interior S. from Gallery
76 Electricity Bldg., Interior, Bell Telephone Exhibit

Fine Arts Building.

77 Fine Arts Bldg. from Southeast
78 Fine Arts Bldg., South Facade
79 Fine Arts Bldg, Looking Northwest
80 Fine Arts Bldg., Facing Lagoon (official)
81 Fine Arts Bldg., North *Entrance*
82 Fine Arts Bldg., South Front
83 Fine Arts Bldg., South Front and Reflections
84 Fine Arts Bldg., Main Entrance
85 Fine Arts Bldg., Main Entrance and Decorations
86 Fine Arts Bldg., Main Entrance and Lions
87 Fine Arts Bldg., Caryatides
88 Fine Arts Bldg., Italian Annex
89 Fine Arts Bldg., Italian Annex Entrance

Fisheries Building.

90 Fisheries Bldg., from S. W.
91 Fisheries Bldg., W. end, showing Hotel Fire in the distance
92 Fisheries Bldg., from Wooded Island
93 Fisheries Bldg., from S. E. (official)
94 Fisheries Bldg., from S. W. (official)
95 Fisheries Bldg., South Entrance (official)
96 Fisheries Bldg., South Entrance Detail (official)
97 Fisheries Bldg., South Entrance and Bridge
98 Fisheries Bldg., Interior Penn. Fish Exhibit
99 Fisheries Bldg. and Marine Cafe, from Woman's Building
100 Fisheries Bldg., Main Bldg., South Front
101 Fisheries Bldg., Main Bldg., South Front Close View
102 Fisheries Bldg., Interior General View

Horticultural Building.

103 Horticultural Bldg., from S. E.
104 Horticultural Bldg., Dome from Wooded Island
105 Horticultural Bldg., General View (official)
106 Horticultural Bldg., Dome (official)
107 Horticultural Bldg., East Entrance (official)
108 Horticultural Bldg., Interior (official)
109 Horticultural Bldg., and Transportation Building (Official)
110 Horticultural Bldg., Entrance to Crystal Cave
111 Horticultural Bldg., California Wine Exhibit
112 Horticultural Bldg., Interior of Dome
113 Horticultural Bldg., Interior of N. End
114 Horticultural Bldg., Interior of S. End
115 Horticultural Bldg., Interior California Exhibit; Orange Liberty Bell
116 Horticultural Bldg., Entrance, Lagoon and Illinois Building in the distance
117 Horticultural Bldg., California Exhibit, Orange Monument
118 Horticultural Bldg., Dome and Entrance
119 Horticultural Bldg., Entrance, Extra Fine
120 Horticultural Bldg., and Wooded Island from Roof of Manufactures and L. A. Building
121 Horticultural Bldg., Main Entrance and Beds of Cacti
122 Horticultural Bldg., Interior Penn. Exhibit of Cacti
123 Horticultural Bldg., Interior N.Y. Exhibit
124 Horticultural Bldg., Missouri Floricultural Exhibit
125 Horticultural Bldg., Cacti Exhibit in Front of

Machinery Building.

126 Machinery Building, General View (official)
127 Machinery Building, Interior (official)
128 Machinery Building, Interior Allis Engine (official)
129 Machinery Building, General View (official)
130 Machinery Building, Another View (official)
131 Machinery Building, East End (official)
132 Machinery Building, Interior Looking S. E.
133 Machinery Building, East Front
134 Machinery Building, North Towers
135 Machinery Building, Interior S. Section
136 Machinery Building, Interior from North Gallery
137 Machinery Building, Main Entrance
138 Machinery Building, From Roof of Manufactures and Liberal Arts Building
139 Machinery Building, from Across Grand Basin
140 Machinery Building, E. Front and S. Basin
141 Machinery Building, North Front
142 Machinery Building, North Facade

FOR PRICE LIST OF SLIDES SEE PAGE 127.

143 Machinery Building, North Colonnade
144 Machinery Building Center Aisle, from Gallery
145 Machinery Building, Loggia of (official)

Manufactures and Liberal Arts Building.

146 M. & L. A. Bldg., three Search Lights on Roof, Night View
147 M. & L. A. Bldg., General View (official)
148 M. & L. A. Bldg., General View (official)
149 M. & L. A. Bldg., East Entrance (official)
150 M. & L. A. Bldg., S. Entrance
151 M. & L. A. Bldg., S. End
152 M. & L. A. Bldg., S. end and Lagoon
153 M. & L. A. Bldg., from S. W.
154 M. & L. A. Bldg., Good General View (official)
155 M. & L. A. Bldg., S. W. Corner (official)
156 M. & L. A. Bldg., West Entrance (official)
157 M. & L. A. Bldg., from Woman's Building
158 M. & L. A. Bldg., from Lagoon
159 M. & L. A. Bldg., S. Entrance
160 M. & L. A. Bldg., and Electric Fountain
161 M. & L. A. Bldg., W. Front and Fountain
162 M. & L. A. Bldg., Colonnade
163 M. & L. A. Bldg., Boat Landing and W. Entrance
164 M. & L. A. Bldg., Looking Across South Entrance
165 M. & L. A. Bldg., Projecting from Roof
166 M. & L. A. Bldg., Interior General View from top of Elevator
167 M. & L. A. Bldg., Interior Looking Down on Exhibits from top of Elevator
168 M. & L. A. Bldg., Interior from Am. Section Looking South
169 M. & L. A. Building-Interior Gen'l View, Oct. 22, 1892, (Official)
170 M. & L. A. Building, Interior Am. Section, Main Aisle
171 M. & L. A. Building, Interior Am. Section, Main Aisle Looking South
172 M. & L. A. Building, Interior Am. Section, Main Aisle Looking S. E. from Gallery
173 M. & L. A. Building, Interior North Gallery, Looking East
174 M. & L. A. Building, Dome at Night
175 M. & L. A. Building, Interior Decorations [Beckwith] (official)
176 M. & L. A. Building, Interior Decorations [Reinhart] (official)
177 M. & L. A. Building, Interior Decorations [Shirlaw] (official)
178 M. & L. A. Building, Interior Decorations [Weir] (official)
179 M. & L. A. Building, Interior Decorations [Cox] (official)
180 M. & L. A. Building, Interior Decorations [Slashfield] (official)
181 M. & L. A. Building, Interior Decorations [Reid] (official)
182 M. & E. A. Building, Interior Decorations [Simmons] (official)
183 M. & L. A. Building, Interior Decorations [Melchers] (official)
184 M. & L. A. Building, Interior Decorations [Melchers] (official)
185 M. & L. A. Building, Interior Decorations [McEwen] (official)
186 M. & L. A. Building, Interior Decorations [McEwen (official)
187 M. & L. A. Building, Interior Exhibit of American Fur
188 M. & L. A. Building, Interior Exhibit of Austria (official)
189 M. & L. A. Building, Interior Exhibit of Belgium No. 1 (official)
190 M. & L. A. Building, Interior Exhibit of Belgium No. 2 (official)
191 M. & L. A. Building, Interior Exhibit in British Section
192 M. & L. B. Building, Interior Exhibit of Canadan Section
193 M. & L. A. Building, Interior Catholic Exhibit
194 M. & L. A. Building, Interior Exhibit of Christian Endeavor Society
195 M. & L. A. Building, Interior Ceramic Exhibit
196 M. & L. A. Building, Interior Exhibit of Denmark and Russia
197 M & L. A. Building, nterior Exhibit of Dolls (official)
198 M. & L. A. Building, Interior Exhibit of Y. M. C. A.
199 M. & L. A. Building, Interior Exhibit of Phil. School of Design for Ladies
200 M. & L. A. Building, Interior Unitarian Exhibit
201 M. & L. A. Building, Interior New Jerusalem Exhibit
202 M. & L. A. Building, Interior Swiss Exhibit
203 M. & L. A. Building, Interior Germany Exhibit, Iron Gates
204 M. & E. A. Building, Interior Germany Exhibit, Toys
205 M. & L. A. Building, Interior Siam and Spain
206 M. & L. A. Building, Interior Moorish Colonnade by Electric Light
207 M. & L. A. Building, Interior Yerkes Telescope, Gift to Chicago University
208 M. & L. A. Building, Interior Germany Exhibit (official)
209 M. & L. A. Building, Interior Russia Exhibit (official)
210 M. & L. A. Building-Interior Italy Exhibit (official)
211 M. & L. A. Building, Interior Norway Exhibit (official)
212 M. & L. A. Building, Interior U. S. Baking P. O. Exhibit (official)
213 M. & L. A. Building. Interior Furniture Exhibit (official)
214 M. & L. A. Building, Interior Marshall Field & Co (official)
215 M. & L. A. Building, Interior Exhibit of France No. 1 (official)
216 M. & L. A. Building, Interior Exhibit of France No. 2 (official)
217 M. & L. A. Building, Interior Exhibit os France No. 3 (official)
218 M. & L. A. Building, Interior Exhibit of France No. 4 (official)
219 M. & L. A. Building, Interior Exhibit of France No. 5 (official)
220 M. & L. A. Building, Interior Exhibit of France No. 6 (official)
221 M. & L. A. Building, Interior Exhibit of France No. 7 (official)
222 M. & L. A. Building, Interior American Exhibit, Toys
223 M. & L. A. Building, Interior American Exhibit wool
224 M. & L. A. Building, Interior American Exhibit, Stove
225 M. & L. A. Building, Interior American Exhibit, Tower of Clock

FOR PRICE LIST OF SLIDES SEE PAGE 127.

226 M. & L. A. Building, Interior American Exhibit, Tin Pail Flag
227 M. & L. A. Building, Interior American Exhibit, Half Dollars Obelisk
228 M. & L. A. Building, Interior American Soap Exhibit "Brooklyn Bridge"
229 M. & L. A. Building, Interior Mexico and Persia Exhibit

Mines and Mining Building.

230 Mines and Mining Bldg., General View
231 Mines and Mining Bldg., Interior General Interior
232 Mines and Mining Bldg., Interior Looking S. E.
233 Mines and Mining Bldg., West Front
234 Mines and Mining Bldg., Interior South End
235 Mines and Mining Bldg., Interior North End
236 Mines and Mining Bldg., Interior Silver Statue Ada Rehan
237 Mines and Mining Bldg., Montana Exhibit
238 Mines and Mining Building Interior Aspen Colorado Lead and Silver Statue
239 Mines and Mining Building, Penn. Exhibit Coal Obelisk
240 Mines and Mining Bldg., Canadian Exhibit

Peristyle.

241 Peristyle, Photographed by Search Light Illumination, Good
242 Peristyle, from Roof of M. & L. A. Bldg.
243 Peristyle, Statue Republic, Music Hall etc., from Terrace looking S.
244 Peristyle, East Side, showing "white caps" on Lake
245 Peristyle, Perspective of East Side
246 Peristyle, The General View from S. W. (official)
247 Peristyle, Facade (official)
248 Peristyle, and Statue of Republic
249 Peristyle, Interior
250 Peristyle and Grand Basin from Administration Building
251 Peristyle, Lake Front
252 Peristyle, from Roof of M. & L. A. Bldg., A No. 1
253 Peristyle, Looking through to the Grand Basin

Transportation Building.

254 Transportation Bldg., East Entrance
255 Transportation Building, Golden Door and Dome Near View
256 Transportation Building, General View (official)
257 Transportation Building, East Entrance (official)
258 Transportation Building, Interior North End
259 Transportation Building, North Front
260 Transportation Building, South Front
261 Transportation Building, East Entrance, from Lagoon
262 Transportation Building, Golden Doorway, from Across Lagoon
263 Transportation Building, Interior Main Aisle, South
264 Transportation Building, Interior Main Aisle, North
265 Transportation Building, Interior Main Aisle South from Transept
266 Transportation Building, Interior Main Aisle, from S. Entrance
267 Transportation Bldg., Interior German Wrought Iron Gates
268 Transportation Building, Interior N. Y. Cent. Railroad Bldg.
269 Transportation Bldg., Interior N. Y. Cent. Railroad Exhibit
270 Transportation Bldg., Interior N. Y. Cent. Railroad Exhibit Engines
271 Transportation Bldg., Interior N. Y. Cent. Railroad Exhibit, old Engines and Coaches
272 Transportation Bldg., Interior N. Y. Cent. Railroad, old Car
273 Transportation Bldg., General View
274 Transportation Bldg., Golden Door from S. E.
275 Transportation Bldg., Interior, Model S. S. Campania
276 Transportation Bldg., Interior, Big Steam Hammer
277 Transportation Bldg., Interior, Newtons First Application of Steam

Woman's Building.

278 Woman's Bldg., from S. E.
279 Woman's Bldg. and Bridge A l.
280 Woman's Bldg., Best General View (official)
281 Woman's Bldg., West Entrance (official)
282 Woman's Bldg., Loggia (official)
283 Woman's Bldg., Interior North (official)
284 Woman's Bldg., Interior South
285 Woman's Bldg., East Front
286 Woman's Bldg., from Across Lagoon
287 Woman's Bldg., West Front
288 Woman's Bldg., Interior French Section
289 Woman's Bldg., Interior, East Side Main Court
290 Woman's Building Interior, Looking W. from Gallery.
291 Woman's Bldg., Interior, Center Rotunda
292 Woman's Bldg., Interior, Making Butter Balls
293 Woman's Bldg., Interior, N. Y. Library (official)
294 Woman's Bldg., Interior, Cincinnati Room (official)
295 Woman's Bldg., Interior, Cincinnati Room (official)
296 Woman's Bldg., Interior, Kentucky Room (official)
297 Woman's Bldg., Interior French Section Room (official)

Children's Building.

298 Children's Bldg., General View (official)
299 Children's Bldg., South Front
300 Children's Bldg., Exterior
301 Children's Bldg., Interior "Creche" for Babies
302 Children's Bldg., Interior "Creche" for Children
303 Children's Bldg., Interior Broom Drill
304 Children's Bldg., Interior Rope Drill
305 Children's Bldg., Interior Deaf Mute's Oral School

Minor Official Buildings.

306 Forestry Build'g from Southeast
307 Leather and Shoe Trades Build'g from Northwest
308 Dairy Building, General View

FOR PRICE LIST OF SLIDES SEE PAGE 127.

309 Anthropological Building, Interior Electrocution Chair
310 Bureau of Public Comfort
311 Anthropological, Interior, Looking S.W.
312 Anthropological, Interior General View Extinct Animals
313 Anthropological, Interior Mammoth
314 Anthropological, Interior, Looking N.W.
315 Anthropological, Interior, Looking North
316 Choral Hall
317 Casino and Statue Republic
318 Music Hall
319 La Rabida, Exterior (official)
320 La Rabida, Cloister (official)
321 La Rabida Convent, West Front, A No. 1
322 La Rabida Convent, Front
323 La Rabida Convent, Entrance and Columbus Anchor
324 La Rabida Convent, Interior, Corner of Patio
325 La Rabida Convent, Interior, the Patio, A No. 1
326 La Rabida Convent, Interior, Balcony of Patio
327 La Rabida Convent, Interior, a Corridor
328 Forestry Building, Interior, Ohio Exhibit
329 Leather and Shoe Building, Interior, Brazil Exhibit
330 Leather and Shoe Building, Interior, Russia Exhibit

U. S. Government Buildings.

331 U. S. Govt. Building, Exterior (official)
332 U. S. Govt. Building, From Northwest
333 U. S. Govt. Building, From Wooded Isle
334 U. S. Govt. Building, Interior- Arctic Expedition
335 U. S. Govt. Building, Interior, East Section Smithsonian Exhibit
336 U. S. Govt. Building, Interior, World's Postoffice Exhibit
337 U. S. Govt. Building, Interior, U. S. Coat of Arms
338 U. S. Govt. Building and Wooded Isle from Woman's Bldg.
339 U. S. Govt. Building, from Roof of M. & L. A Building
340 U. S. Govt. Building, from Transportation Building, A 1
341 U. S. Govt. Building, East Front
342 U. S. Govt. Building, Front from Pier
343 U. S. Govt. Building, Mortar in front of
344 U. S. Govt. Building, Interior, Big Tree Rotunda
345 U. S. Govt. Building, Interior, Exhibit of Fish Commissioners
346 U. S. Govt. Building, Interior, Smithsonian Institute Exhibit
347 U. S. Govt. Building, Interior, Department Agricultural Exhibit
348 U. S. Govt. Building, Interior, Treas. Agricultural Exhibit
349 U. S. Govt. Building, Interior, Army Engineers Exhibit
350 U. S. Govt. Building, Interior, Ordnance Exhibit

Foreign Government Buildings.

351 Foreign Govt. Build'g, Great Britain from Southeast
352 France, Exhibit Coat of Arms, on
353 Spain
354 Costa Rica, Good
355 New South Wales
356 Germany, Entrance
357 Ceylon (official)
358 France, Interior Saloon (official)
359 Turkey (official)
360 Germany, Exterior General (official)
361 Japan, Dedicating same (official)
362 Japan, "Hooden" (official)
363 Japan, "Hooden," Detail (official)
364 Norway (official)
365 New South Wales (official)
366 Ceylon
367 Canada
368 Sweden
369 Japan, "Hooden"
370 Brazil
371 Brazil, Lagoon, in front of
372 Canada, Exterior General
373 Canada and Group "America"
374 Ceylon, Entrance
375 Great Britain, General View "Victoria House"
376 France, Exterior
377 France, Interior Fountain
378 German and Fountain
379 Gautemala
380 Hayti (official)
381 India
382 India, Entrance
383 Spain and Germany
384 Sweden, from top of Fisheries
385 U. S. Columbia
386 Venezuela
387 Great Britain, Group from Albert Memorial
388 British Guiana

State Buildings.

389 Arkansas (official)
390 Arizona, Oklahoma and New Mexico
391 Arizona, Oklahoma and New Mexico (official)
392 California, Exterior, General View (official)
393 California, Exterior, Full View
394 California, Exterior, Facade
395 California, Exterior, South End
396 California, Exterior, Roof Garden
397 California, Interior, Statute of Knight in Prunes
398 California, Exterior, from Southeast
399 California, Interior, Exhibits No. 1 (official)
400 California, Interior, Exhibits No. 2 (official)
401 California, Interior, Exhibits No. 3 (official)
402 California, Interior, Exhibits No. 4 (official)
403 California, Interior, Exhibits Poppy Room (official)
404 California, Interior, Exhibits, Room in (official)
405 California, Interior, Center View
406 Colorado
407 Connecticut
408 Delaware (official)
409 Florida, Front
410 Florida, General (official)
411 Idaho
412 Idaho, General View (official)
413 Illinois, Bridge and Lagoon from Southeast
414 Illinois, from Across Lagoon
415 Illinois, Exterior, A 1
416 Illinois, Reflected Fine
417 Illinois, from Lagoon
418 Illinois, Interior, Picture of Model Farm in Grains and Grasses
419 Illinois- Interior, Artificial Brook (official)
420 Illinois, Interior, Drawing Room (official)
421 Illinois, Interior, Drawing Room (official)
422 Illinois, General View (official)
423 Indiana, General View (official)
424 Iowa, General View
425 Iowa, Interior (official)

FOR PRICE LIST OF SLIDES SEE PAGE 127.

426 Iowa, Interior, State Capitol in Glass Filled with Seeds
427 Kansas
428 Kansas, Interior, Exhibit in Natural History
429 Kentucky (official)
430 Kentucky
431 Louisiana (official)
432 Maine (official)
433 Maryland
434 Massachusetts (official)
435 Massachusetts, Entrance
436 Massachusetts, from Southwest
437 Minnesota
438 Minnesota, Statue of Hiawatha
439 Missouri
440 Missouri (official)
441 Montana
442 Montana (official)
443 Montana, Interior, Animal Exhibit
444 Nebraska
445 New Hampshire, from Southeast
446 New Jersey (official)
447 New York, Front
448 New York, Exterior General View (official)
449 New York, General
450 New York, Interior, Entrance to Banquet Hall
451 New York, Interior of Banquet Hall
452 New York, Lion Statue at Entrance
453 North Dakota
454 Ohio, from South
455 Ohio, General View
456 Ohio and Bronze Statue in Front of
457 Pennsylvania
458 Pennsylvania, Good General View (official)
459 Pennsylvania, Entrance
460 Pennsylvania, Interior, "Liberty Bell"
461 Pennsylvania, Main Reception Room
462 Rhode Island
463 South Dakota
464 Texas
465 Texas General View (official)
466 Utah, from Southwest
467 Utah, Statue Brigham Young
468 Vermont (official)
469 Virginia (official)
470 Virginia, "Mount Vernon," Washington's Home, from Southeast
471 Virginia, "Mount Vernon," Washington's Home, from South
472 Washington, General Exterior View (official)
473 Washington, Lagoon *Front*
474 Washington, Exterior
475 West Virginia
476 Wisconsin

Statuary.

477 Group, Right Front, East, Administration Building
478 Group, Left Front, East, Administration Building
479 Group, Right Front, North, Administration Building
480 Group, Left Front, North, Administration Building
481 Group, Right Front, South, Administration Building
482 Group, Left Front, South, Administration Building
483 Group, Right Front, West, Administration Building
484 Group, Left Front, West, Administration Building
485 Statue, Ben Franklin, Side
486 Statue, "Bull," Court of Honor
487 Statue, "Slave," Court of Honor
488 Statue, "Indian," Front Transportation Building
489 Statue, "Elks," Grand Basin
490 Statue, "Buffalo," Grand Basin
491 Statue, "Buffalo," S. Grand Basin
492 Statue, "Moose," S. Grand Basin
493 Statue, "Hiawatha," Minnesota Bldg.
494 Statue, Front Ohio Building
495 Statue of the Republic
496 Group on Agricultural Building (official)
497 Group on Agricultural Building (official)
498 Group "Airship," on N. Side Administration Building
499 Group on Administration Bldg. (official)
500 Group on Administration Bldg. (official)
501 Group on Administration Bldg. (official)
502 Group on Administration Bldg. (official)
503 Group on Administration Bldg. (official)
504 Group on Administration Bldg. (official)
505 Group, "Harvest" [Waagen] (official)
506 Group, "Abundance" [Waagen] (official)
507 Statue on Agricultural Bldg., (official)
508 Group, North of Horticultural Entrance (official)
509 Group, South of Horticultural Entrance (official)
510 Blind Man's Buff, Front Illinois Bldg. (official)
511 Blind Man's Buff, Side Illinois Building (official)
512 "Columbus" in Entrance to Transportation Building
513 "Pele," Goddess of Fire
514 "Hide and Seek," Front of Illinois Bldg.
515 "Group of Riders on Dolphins" McM., Fountain A l.
516 Statue at North Entrance Art Building
517 Statue, Entrance France, Exhibit M. & L. A Bldg.
518 Statue, Entrance to Electricity Bldg.
519 Statue, "Cæsar," Entrance Art Palace
520 Statue, Minerva, Entrance Art Palace
521 Statue, Columbus, Machinery Bldg.
522 The "Cowboy"
523 McMonnies Fountain Detail, "Female and Infants"
524 Daniel Boone, front of Kentucky Bldg.
525 "Transportation" on Golden Entrance Trans. Bldg.
526 Group on North Arch, Peristyle
527 Ada Rehan, Silver Statue, Montana Exhibit
528 "Electricity" on Trans. Building
529 "Steam," on Transportation Bldg.
530 Statue, Entrance to Machinery Hall
531 Statue on Music Hall
532 Statue on Peristyle
533 Statue of Columbus on Venezuela Bldg. (official)
534 Statue of Indian on Horse (official)
535 Group on Agricultural Bldg. (official)
536 Group on Agricultural Bldg. (official)
537 Group on Agricultural Bldg. (official)
538 Group on Agricultural Bldg. (official)
539 Group on Peristyle [French and Potter] (official)
540 Group on Agricultural Bldg. (official)
541 Group on Peristyle, Fragment of (official)
542 Group on Peristyle, "Glorification of Discovery" [Pratt] (official)
543 "Music" on Art Bldg. [Martini] (official)
544 "Architecture" on Art Bldg. [Martini] (official)

FOR PRICE LIST OF SLIDES SEE PAGE 127.

545 "Painting" on Art Bldg. [Martini] (official)

Midway Plaisance.

546 "Cairo" Street (official)
547 "Irish Village" (official)
548 Turkish "Bazaar" (official)
549 Group in the Wild East (official)
550 "Old Vienna" (official)
551 "Picturesque Group" (official)
552 German Village Entrance (official)
553 Entrance to "Old Vienna" (official)
554 Ferris Wheel, General View (official)
555 Persian Palace and Theater (official)
556 Java Village Exterior
557 "Kilauea" Cyclorama
558 Donegal Castle Courtyard Irish Village
559 Donegal Castle and Irish Village
560 Ferris Wheel, General View from top of, East
561 Midway, East from Wheel
562 Midway, Northeast from Wheel
563 Libby Glass Works
564 Chinese Theater
565 Blarney Castle
566 Ice Railway, Interior
567 Entrance to German Village
568 Japanese Bazaar
569 View Southeast from Ferris Wheel—Fine
570 The "Wheel"
571 General View German Village
572 Sedan Chair
573 "Beauty" Show, International Dress and Costume Co.
574 Algerian Theater
575 Vienna "at the Cafe"
576 Oriental Section
577 Persian Theater
578 Entrance to St. Peters
579 Cairo Street, Arab Magician
580 Cairo Street, Camels
581 Cairo Street, Camel Ride
582 Cairo Street, Donkey Ride No. 1
583 Cairo Street, Donkey Ride No. 2
284 Cairo Street, Egyptian Camel
585 Cairo Street, Decking Camel for Wedding Procession
586 Cairo Street, Outrunner for Wedding Procession
587 Cairo Street, Wedding Procession
588 Soudanese
589 Group of Orientals
590 Ferris Wheel
591 Ferris Wheel and Midway
592 Ferris Wheel, Side View
593 Ferris Wheel, Looking through Showing Axle
594 Ferris Wheel, Looking through Below
595 Ferris Wheel, Looking through Above
596 Ferris Wheel, Looking through Showing Buildings
597 Ferris Wheel, Looking through Showing Frame Work of Axle
598 Ferris Wheel, Panorama from, Good
599 Ferris Wheel, Panorama from
600 Old Vienna, Street View
601 Old Vienna, Living Statue
602 Dahomey Village
603 Bird's Eye View of Midway
604 Up the Midway in "Sedan" Chairs
605 Down the Midway in "Roller" Chairs
606 Lapland Village
607 Ostrich Farm
608 Hagenbeck Animal Building
609 New England Farm House
610 Pompeii House

Miscellaneous.

611 Naval Exhibit
612 Caravels from N. E.
613 View North from Obelisk
614 Ruins Yucatan from North
615 Marine Cafe from S.
616 Red River Cart
617 Columbian Fountain
618 McMonnies Fountain and Administration Bldg. by Search Light and Illumination Showing Moon, A No. 1
619 Electric Fountain at Night, Night Photo, A 1
620 Electric Fountain Photographed while playing at Night A 1
621 Electric Fountain, Administration Building and Mines and Mining from Wooded Isle
622 Electric Fountain, and Detail on Administration Bldg. Illuminated by Search Light A 1
623 Electric and McMonnies Fountains and Perspective of North Lagoon
624 The Nina
625 The Pinta
626 Ill. Cent. W. F. Train at Terminal Station
627 South Loop, Intramural Elevated Electric Railway
628 World's Fair Tally-Ho Coach and Six
629 Old Liberty Bell
630 N. Y. Central Engine "999"
631 N. Y. Central Engine Dewitt Clinton, 1831
632 West Side of Lagoon from Colonnade showing Obelisk
633 Japanese Tea Garden
634 Giant Horse, Peristyle and Statue of the Republic
635 Chicago Day, Souvenir Admission Ticket A 1
636 Battleship "Illinois" from S. E.
637 The Viking looking West
638 Marine Cafe from S. E.
639 Mammoth Cheese from Canada
640 Alaska Totem Detail
641 Movable Sidewalk (official)
642 The Santa Maria (official)
643 The Krupp Gun (official)
644 Marine Cafe (official)
645 The White Horse Inn (official)
646 Lagoon and M. & L. A. Bldg. (official)
647 Looking West from Peristyle (official)
648 Merchant Tailors Bldg. (official)
649 Krupp Bldg. (official)
650 The Pinta (official)
651 Cold Storage Fire (official)
652 Camp of West Point Cadets (official)
653 The Viking (official)
654 Lagoon East of Island (official)
655 The Cliff Dwellers (official)
656 Lagoon, West of Island (official)
657 Looking West on Grand Basin (official)
658 Looking East on Grand Basin (official)
659 Boone & Crockett Club House (official)
660 In the Esquimaux Village (official)
661 In the Esquimaux Village (official)
662 In the Esquimaux Village (official)
663 In the Esquimaux Village (official)
664 Naval Exhibit, "Bow on" (official)
665 Naval Exhibit, "Broadside" (official)
666 Japanese Tree, "Pinus Parviflora" (official)
667 Japanese Tree, "Thuega Obtusa" (official)
668 Esquimaux Boy (official)
669 Lagoon, Looking South (official)
670 Lake, South of Art Building Looking West (official)

FOR PRICE LIST OF SLIDES SEE PAGE 127.

671 Lake, South of Art Building Looking West (official)
672 Parade, Oct. 22, 1892 (official)
673 Parade, Oct. 22, 1892, (official)
674 Electric Launch on Lagoon (official)
675 In the Ceylon Village (official)
676 Japanese Tool House
677 Japanese Pile Driver (official)
678 Japanese Carpenters (official)
679 Japanese Masons (official)
680 In Mr. Lorado Taft's Studio (official)
681 In Artists' Studio (official)
682 In Artists' Studio (official)
683 In Artists' Studio (official)
684 "Communion" in Holland by Melchers (official)
685 Aztec Ruins (official)
686 " " "
687 " " "
688 Opening Exercises, May 1, 1893 (official)
689 Opening Exercises, May 1, 1893 (official)
690 Opening Exercises, May 1, 1893 (official)
691 Opening Exercises, May 1, 1893 (official)
692 Opening Exercises, May 1, 1893 (official)
693 The Columbian Fountain (official)
694 Dedication of Swedish Building, May 1, 1893 (official)
695 Interior Boone & Crockett Club (official)
696 Old Liberty Bell (official)
697 Wooded Island (official)
698 Lagoon, West
699 New England Clam-Bake Building
700 The Krupp Gun Bldg.
701 Beach East of M. & L. A. Building, Rolling Surf
702 The Illinois with Armor Plates Showing Shot Holes
703 Cold Storage Fire, Looking Southeast
704 Cold Storage Fire, the Hottest Fight
705 Cold Storage Bldg. Before the Fire
706 Cold Storage Bldg.
707 Cold Storage Fire, U. S. Marines on Guard
708 Cold Storage Fire, Immediately after Fall of Tower
709 Cold Storage Fire, Engines, Hook and Ladder Cos., etc
710 Cold Storage Fire, Looking Southwest
711 Cold Storage Fire as it Appeared from the Lake
712 Grand Basin and Administration Bldg.
713 Electric McMonnies Fountain and Machinery Hall
714 Alaska Huts and Totems
715 Grass Huts and Totems
716 Columbian Guards
717 New Liberty Bell
718 Grand Basin, Photograph of Night Illumination, Extra Fine
719 "Whaleback" Steamer at the Pier
720 Statue Republic and Grand Arch of Peristyle, A 1
721 Statue Republic and Grand Basin of Peristyle
722 Statue Republic
723 Court of Honor from Administration Bldg.
724 Court of Honor and Bridge Across South Basin
725 Colonnade
726 Obelisk and Agricultural Building from Colonnade
727 South Basin from Machinery Building
728 Columbus Obelisk and Colonnade from So. Basin
729 Colonnade, End of South Basin
730 South Basin from Electricity Building
731 View Across South Basin
732 Across South Basin from Colonnade
733 Base of Obelisk and Machinery Building
734 Court of Honor from Machinery Building
735 Court of Honor from Peristyle
736 South and North Basins from Colonnade
737 North Canal from Grand Basin
738 Court of Honor, General View, Very Good
739 Columbian Fountain and Machinery Bldg.
740 Grand Basin, Looking Toward Columbian Fountain
741 Columbian Fountain from Electricity Building, A1
742 Electric Fountain, Night Effect
743 Columbian Fountain and Electricity Bldg.
744 Columbian Fountain and Mermaid
745 Columbian Fountain Mermaid and Cupids
746 "Illinois" Battle Ship Stern View
747 White Star Building
748 Pa. Ry. Bldg. and Cold Storage Bldg.
749 Cafe de Marine
750 Penn. Ry. Bldg.
751 Illinois Bldg. from Lagoon
752 Government and Fisheries
753 Brazilian and Fine Arts Bldg. from Fisheries
754 "Puck" Building
755 Foreign Bldgs. from Fisheries
756 Esquimo Kyackers A 1
757 Esquimo Kyackers A 1
758 New Columbian Bell
759 Visitors in "Roller Chairs"
760 Visitors in Double Roller Chairs
761 Visitor in Roller Chair
762 Visitor in Roller Chair Different View
763 Ambulance Service
764 Steamer Landing Passengers
765 Logging Camp, Michigan Exhibit
766 Logging, Largest Load of Logs
767 Down the Lagoon from Woman's Bldg.
768 Boatload of Egyptians on Lagoon
769 Lagoon North from Transportation Bldg.
770 Gondola on Lagoon
771 Electric Launch on Lagoon, in front of Art Bldg.
772 Spanish Caravels in South Basin
773 Viking, Extra Fine
774 War Canoe, Vancouver Indians
775 Spanish Fishing Boats
776 Stock Pavilion
777 Alaska Totem Poles
778 Alaska Village
779 Ruins of Yucatan Detail
780 Ruins of Yucatan, General View Good
781 Cliff Dwellers Cave A 1
782 Feeding Ducks on the Lagoon
783 Indian Tepees of Bark
784 Iroquois Indian Huts
785 Crowd on Chicago Day
786 "Whaler," "Progress" on South Basin
787 Krupp Bldg., Interior

Fire!

788 Ruins of Peristyle, looking south from site of Music Hall
789 Ruins of Peristyle, Statue of Republic and Grand Basin from Lake
790 Statue of Republic and Perspective of East Side of Mnfs. Bldg., looking North, Jan. 9, '94.
791 Ruins of Peristyle and Manfs. Bldg., looking N. W.
792 Ruins of the Casino, looking East, Jan. 9, '94
793 Ruins of Casino, etc., looking North

FOR PRICE LIST OF SLIDES SEE PAGE 127.

794 Ruins of Casino and Peristyle, looking North
795 Ruins of Casino, showing Statue of Republic and Mnfs. Bldg. from S. E.
796 Ruins in Entrance to French Section, Mnfs. Bldg
797 Ruins of French Section in Mnfs. Bldg. from Fire Jan. 9, '94.
798 Ruins of Peristyle, looking West from Pier, Official
799 Ruins of Peristyle, looking East from Administration Bldg. Official

Art at the World's Fair.

From Photographs of Painting and Sculpture. Subjects taken from the Official Catalogue.

United States.

800 Christmas Bells, E. H. Blashfield
801 Soap Bubbles, Elizabeth Gardner
802 Hailing the Ferry, D. R. Knight
803 A Dancing Lesson of our Grandmothers, T. E. Rosenthal
804 On the Yacht Namouna, Venice, 1890, J. L. Stewart
805 The Hunt Ball, J. L. Stewart
806 An Innocent Victim, S. S. Thomas
807 A Venetian Model, E. Vedder

Loan Collection.

Foreign Masterpieces Owned in the United States.

808 A Reading from Homer, A. Alma-Tadema
809 The Song of the Lark, Jules-Adolph Breton
810 Colza-gatherers, Jules-Adolph Breton
811 The Falconer, E. Fromentin
812 L'Eminence Grise, J. L. Gerome
813 The Pig Killers, J. F. Millet
814 The Man with the Hoe, S. F. Millet
815 The Spy, A. de Neuville

Austria.

816 Christ and the Women, A. D. Golz
817 Smelling, Hans Makart
818 Tasting, " "
819 Seeing, " "
820 Feeling, " "
821 Hearing, " "

Canada.

822 A Peasant Girl Drinking, C. Alexander

France.

823 Joan of Arc (Sculpture), H. Chapu
824 The Age of Iron (Sculpture), A. Lanson
825 Spirit Guarding the Secret of the Tomb (Sculpture), Saint-Marceaux
826 Return of the Grape Pickers, L. E. Adan
827 Last Ray of the Sun, L. E. Adan
828 Love's Captives, Ernest-Jean Aubert
829 The King of the Forest, Rosa Bonheur
830 The Overthrow, Rosa Bonheur
831 The Women at the Tomb, W. A. Bauguereau
832 Our Lady of the Angels, W. A. Bauguereau
833 The Wasps' Nest, W. A. Bauguereau
834 Young Girls Going to the Procession, Jules A. Breton
835 Portrait of Mlle. Darlaud, A. Brouillet
836 Circe, L. Chalon
837 Youth, R. Collin
838 On the Sea Coast, R. Collin
839 Sea Birds and Wave, H. E. Delacroix
840 The First Steps, A. B. Glaize
841 Garden Party, J. Machard
842 The Birth of the Pearl, A. Maignan
843 Jeanne d' Arc Listening to the Voices, D. Maillart
844 The Toilet, P. Mousset
845 Yachting, Roger-Jourdian
846 Cupid and Psyche, Lionel Royer

Germany.

847 The Martyr's Daughter, A. Baur
848 Fishing in Norway, J. Ekenas
849 Cloister Kitchen, E. Grutzner
850 Katherina Emerich, G. Max
851 The Holy Family, F. Roeber
852 Psyche at Nature's Mirror, P. Thumann
853 The Congress of Berlin, A. Von Werner

Great Britain.

854 Music Piece, T. Armstrong
855 The New Whip, C. Burton Barber
856 The Roll Call, Lady Butler
857 The Palm Offering, F. Goodall
858 Rocked in the Cradle of the Deep, H. Macullum
859 The Harvest Moon, G. H. Mason
860 The Favored Swain, F. Morgan
861 Daniel, Briton Riviere
862 The Empty Saddle, S. E. Waller
863 Love and Life, G. F. Watts
864 Love and Death, G. F. Watts
865 Paolo and Franceska, G. F. Watts

Holland.

866 Love's Dream, W. J. Martens

Norway.

867 Valkyrie, P. N. Arbo

Russia.

868 The Bride's Attire, C. Makowsky
869 Romeo and Juliet, C. Makowsky
870 Christ in the House of Lazarus, H. Siemradsky

Italy.

871 Night (Relief), C. Dausch
872 Day (Relief), C. Dausch
873 Sappho, J. Spiridon
874 Follette, J. Spiridon

Portraits.

875 Thomas W. Palmer, President World's Fair Commission
876 W. P. Baker, Ex-President of Directory
877 H. N. Higinbotham, President of Directory
878 George R. Davis, Director-General
879 John Dickinson, Secretary
880 Lyman J. Gage, Chief of Grounds and Building Committee, and Chairman Finance Committee
881 T. B. Bryan, Vice President Executive Committee
882 Benj. Butterworth, Secretary and Solicitor-General
883 D. H. Burham, Chief of Construction
884 Joseph Hirst, Member of Executive and Classification Committees
885 Maj. Moses P. Handy, Chief of Bureau of Publicity and Promotion
886 Mrs. Potter Palmer, President Board of Lady Managers
887 Miss Sophia Hayden, Architect Woman's Building
888 C. D. Arnold, Official Photographer
889 "Lotto" Portrait of Columbus
890 "Moro" Portrait of Columbus
891 "Gunther" Portrait of Columbus
892 Duke of Veragua
893 " "
894 Duchess of Veragua
895 " "
896 Duke of Veragua and Son

FOR PRICE LIST OF SLIDES SEE PAGE 127.

"DISSOLVING EFFECT" WORLD'S FAIR SLIDES.

No. 1 Two Slides, No. A, Ferris Wheel by Day, not Colored No. B, Ferris Wheel by Night, not Colored, but Photographed at Night showing Electric Light Effect, the Wheel having been stopped, so that our Artist could have Sufficient Time for the Necessary Exposure. A No. I in every Particular
Price for Set $1.00

No. 2 Same as No 1, but Colored Unmounted. A Beautiful Dissolving Effect
Price for the Set $3.00

No. 3 Three Slides, A, Administration Building, Day
B, Administration Building, Night
C, Administration Bldg. Night Electric Light Effect, No. C, Photographed at Night
No A and B, Colored Unmounted, No. C Plain
Price per set $3.00

No. 4 Two Slides, A, Illinois Building and Lagoon by Day
B, Illinois Bldg. by Night
Illinois Bldg. Colored Unmounted $2.00

No. 5 Two Slides, A, Horticultural Bldg., Dome Reflected in Lagoon, Day View
B, Horticutural Bldg., Dome Reflected in Lagoon, Night View
Price per Set Colored Unmounted $2.50

No. 6 Two Slides, No. A, Electric Fountain, and Electriicty Bldg., Colored Mounted, Sealed Square
No. B, Electric fountain, Effect Slide
Price per set $4.00

No. 7 Two Slides, A, Administration Bldg. Night Colored, Mounted
B, Mechanical Search Light" Effect Slide
Price Per Set $4.00

No. 8 Three Slides, Manufactures and Liberal Arts Bldg. and Court of Honor by Day Colored, mounted
B, Same by Night with Illumination, Colored Mounted
C, Search Light Effect Movable
Price per Set $4.25

No. 9 Four Slides, A, A Beautifully Colored Day View of the Grand Basin, or Lagoon with one of the Main Buildings
B, A Dioramic Slide showing Three of the Beautiful Floats used on "Chicago Day" gliding over the Water
C and D similar to A and B, only Three Different Floats, Entire Set Colored, a Rack Work Dioramic Combination Price $21.00

No. 10 Two Slides, Electric Launch passing Art Building, Colored and Rack work Panoramic Effects.
Per Set $10.50

No. 11 Gondola paesing on Lagoon, Two Slides, Colored and Rack work Pamoramic Effect Per Set $10.50

No. 12 Fireworks on Lagoon, Two Slides Colored, One Mechanical Per Set $3.50

No. 13 Baloon Assension. Two Slides
Per Set $6.50

THE "SKETCH BOOK,"

Published by RAND, McNALLY & CO,

Illustrating and describing the "World's Fair," giving dimensions and cost of the various buildings, with valuable official statistics.

The "General" and "State" buildings are in half-tone engravings.

Bound in Cloth, price, postpaid, 50 cents.

JUST ISSUED. "A WEEK AT THE FAIR,"

WITH OVER 275 ENGRAVINGS.

A comprehensive, reliable guide; illustrates buildings and exhibits, gives ground plans of main buildings and shows localities of all exhibits, and an indexed map showing position of every building on the grounds. Contains a number of descriptive articles by Exposition officials and eminent authorities; also, descriptions, explanations and criticisms of statuary, paintings and other decorations, by the sculptors and artists who executed them. Published by

...RAND, . McNALLY . & . CO...

Price, in flexible cloth, ... $1.00
" "full seal grain leather, gilt edges, gold side stamp, round corners, 2 00

POSTAGE PREPAID.

WORLD'S FAIR SOUVENIR.

CHICAGO, 1893.

Being a complete and concise history of the principal World's Fairs, from the "Crystal Palace," London, 1851, to the World's Columbian Exposition in *Chicago, 1893.* Price, Postpaid, 50 cents.

FOR PRICE LIST OF SLIDES SEE PAGE 127.

THE "HANDBOOK"

....OF THE....

World's Columbian Exposition.

Published by RAND, McNALLY & CO.

A small and compact guide containing concise descriptions of the most prominent points of interest in the White City.

Price in flexible Cloth, postage prepaid, 50 cents.

Chicago Fire Views.

These views are made from negatives taken immediately after the Great Fire, showing the ruins of the city.

Street Views.

1 Looking east from Market Street
2 Market st., looking east from Fuller's
3 General View from Fuller's, near Market and Randolph
4 South Side, looking south-east from Fuller's
5 Looking north from Court House
6 Looking east from Court House
7 East Entrance to Court House
8 Looking south-east from Court House
9 Looking south from Water Tower
10 Looking west from Water Tower
11 North Side, from Water Tower
12 Chicago Ave., from Water Tower
13 Water Works from Tower
14 Water Tower
15 North Side, lake front
16 Lake Front, Looking north
17 Lake Shore and Breakwater
18 Lincoln Park
19 Lincoln Park and Lake Shore Drive
20 General View, Lincoln Park in the distance
21 Chicago Avenue, looking west
22 Pine st., looking north
23 North Branch
24 North Clark st.
25 North Side, from Clark st. Bridge
26 North Side, from Kinzie st.
27 Looking South, from the North Side
28 Wabash Avenue, looking west
29 Corner Van Buren and Wabash Ave
30 Corner Wabash Avenue and Washington st.
31 Wabash Ave., from Congress Hall
32 Wabash Avenue, looking west
33 View from Congress Hall, looking west
34 Looking north from Congress Hall
35 Looking northwest from Congress Hall
36 Looking southeast from Randolph st. bridge
37 Randolph st., looking northeast
38 Cor. Randolph and Clark sts
39 Dearborn st., looking north
40 Looking northeast from Dearborn st.
41 Cor. Dearborn and Michigan sts.
42 Main Branch of River
43 South Branch of River
44 Water st., looking east
45 Cor. Lake and Clark, looking west
46 Monroe st., from Clark st.
47 Cor. La Salle and Washington
48 La Salle, from Madison
49 Adams st., looking west
50 Clark, from Adams, looking north
51 Clark, from Madison, looking west
52 Clark st. Bridge
53 Lake st., looking north
54 St. James Place, cor. Washington and State
55 Bookseller's Row
56 Rush st. Bridge
57 Jackson st.
58 Field & Leiters, corner Washington and State
59 Michigan Avenue, looking north

Fire Ruins of Churches.

1 St. James Church, North Side
2 Robt. Collyer's Church
3 New England Church, from Dearborn st
4 Entrance to New England Church
5 Church of Holy Name, Dearborn st.
6 West Main Entrance to Methodist Church Block
7 Church on Michigan Ave.
8 Church on cor. Wabash and Van Buren
9 Church on Jackson st.

Fire Ruins of Public Buildings.

1 First National Bank, Washington and State sts.
2 Republican Life Insurance Fire-proof Building
3 Interior Republican Life Ins. Fire-proof Building
4 Main entrance to Masonic Temple, Dearborn street
5 Crosby's Opera House.
6 McVicker's Theater
7 Merchant's Loan and Trust Bank
8 Larned Block, cor. Washington and Clark
9 Court House
10 Court House and Reservoir
11 Honore Block and Grand Pacific
12 West Entrance to Grand Pacific
13 Tremont House
14 Sherman House and Fidelity Bank
15 General View of Art Gallery
16 St. Joseph's Priory, Chicago ave and Rush st.
17 Freight House, Ill. Cent. R. R.
18 Ill. Cent. R. R. Depot
19 Mich. So. R. R. Depot
20 U. S. Express Office, cor. Clark and Lake sts.
21 Am. Express Office
22 Rush Medical College
23 Arcade Court
24 Gilbert, Spencer & Hibbard's, cor. Fifth ave. and Water st.
25 Wheeler & Wilson's, Lake street
26 Lyon & Healy
27 Van Schaack, Stevenson & Reid
28 Tribune Building
29 Post Office
30 Interior of Post Office
31 Custom House
32 Ogden House

FOR PRICE LIST OF SLIDES SEE PAGE 127.

33 Ogden House, New England Church and Robert Collyer's Church.

Miscellaneous.

1 Wm. Kerfoot's Office, first building erected after the fire
2 Court House Bell
3 First Chicago Water Works after the fire
4 Post Office Cat
5 Soldiers in Camp, corner Carpenter and Washington
6 Mrs. O'Leary's Barn, where the fire started
7 Mrs. O'Leary's House
8 Mrs. O'Leary's Cow

New York.

New York City.

1 U. S. Sub-Treasury Building
2 Academy of Music
3 Grand Union Hotel, 4th Avenue
4 Y. M. C. A. Building
5 Academy of Design
6 Curves on the Elevated R. R., near Battery
7 Elevated R. R. near the Battery
8 Grand Central Depot
9 Ferry Boats, Pennsylvania R. R.—North River
10 East River Bridge
11 East River Bridge, New York Tower
12 Governor's Island, from South Ferry
13 New York Harbor
14 New York Bay, from Wall street
15 South Street
16 Battery Park
17 Broadway
18 Broadway—from Post Office
19 City Hall
20 Union Square
21 Lord & Taylor's Building
22 Printing House Square
23 Fifth Avenue
24 Central Park, Goat Team
25 Central Park—Lake
26 On the Mall—Central Park
27 Terrace—Central Park
28 Bridle Path—Central Park
29 Grotto—Central Park
30 The Lake—Central Park
31 The Obelisk—Central Park
32 Bridge—Central Park
33 New Reservoir—Central Park
34 Sylvan Vista—Central Park
35 City Hall
36 Stock Exchange
37 Wall Street Exchange
38 Post Office
39 Elevated Railroad, near the Battery
40 *Entrance to the Tombs*
Tombs
42 Florence Flats
43 Residence of A. T. Stewart
44 Residence of Cornelius Vanderbilt
45 Residence of W. K. Vanderbilt
46 Residence of W. H. Vanderbilt
47 Fifth Avenue Hotel
48 View up Fifth Avenue
49 Elevated Railroad, Highest Point One Hundred and Sixteenth Street and Eighth Avenue (inst.)
50 The Terrace, Cen. Park
51 The Obelisk, Cen. Park
52 Coney Island—Children Bathing
53 Coney Island—Children Bathing near the Boat Landing
54 Coney Island—The Ocean Pier
55 Harbor — Queen's-Cup Race
56 Galatea, Balloon Sails
57 Harbor — Queen's-Cup Race, Sept. 7th: Galatea rounding Sandy Hook Light-Ship
58 Queen's-Cup Race: Yacht Mayflower close hauled, going for Sandy Hook Light-Ship
59 Hudson River—Beverly Robinson's Mansion
60 Long Island — Tom Paine's Homestead
61 Long Island — William CullenBryant's Home
62 Tarrytown—Sunnyside Home of Washington Irving
63 Up the Hudson River, from Hotel Porch, West Point
64 Hermit of the Tree
65 Steamer Puritan, Grand Saloon
66 Steamer Puritan, Small Saloon
67 Fleet of the Yacht Club at Anchor Bay Ridge
68 Annual Race New York Yacht Club, 1887—the start
69 Misty Morning on Bay
70 Sloop Yacht Titania
71 Yacht Atlantic
72 Yachts Adelaide and Stranger
73 A Cuban Steamer
74 Franklin Square
75 Brooklyn End of East River Bridge
76 East River and Bridge
77 East River Front from Bridge
78 Train shed Grand Central Depot
79 S. S. City of New York in Dock
80 S. S. City of New York in Dock
81 S. S. City of New York (Bow view)
82 S.S.City of Paris in Dock
83 S. S. Egypt in Dock
84 Brooklyn Bridge
85 Broad Street (instant)
86 Top of Brooklyn Bridge
87 Wharves and Shipping Crowded with People, Naval Parade
88 U. S. S. Dispatch Surrounded by Boats
89 The Naval Parade rounding the Battery
90 Inaugural Centennial, East River, President's Landing
91 Inaugural Centennial, the East River
92 Inaugural Centennial, Landing the Cabinet
93 Inaugural Centennial, Boats in East River
94 Inaugural Centennial, East river filled with Boats
95 Inaugural Centennial, Naval Parade on East River
96 Inaugural Centennial, Naval parade on North River
97 Inaugural Centennial, NavalParade on North River
98 The City, from North River
99 Under East River Bridge
100 Coney Island from the Pier
101 Coney Island, the Beach
102 Coney Island, Grand Pavilion
103 Governor's Island
104 High Bridge and Croton Water Works
105 Washington Bridge and Harlem River
103 General Grant's Tomb, Riverside Park
107 Liberty Statue and Bedloe Island
108 Liberty Statue (close view)
109 Liberty Statue (rear view)
110 New York from Bedloe Island
111 City Hall
112 Post Office from *Times* Building
113 The Tombs
114 Curve in Elevated R.R. South Ferry, with Train
115 Curve in Elevated R. R. South Ferry, Showing Steamship
116 Panorama North Showing Broadway
117 Panorama North Showing Broadway and Broad Street
118 Field Building and North River
119 Castle Garden and the Harbor
120 South Ferry from the Bay
121 Wharves and Ferries, East River
122 The Bay and Governor's Island (moonlight)
123 Brooklyn Bridge N. Y. end
124 Tugging Canal Boats, East River

FOR PRICE LIST OF SLIDES SEE PAGE 127.

125 Steamer on Floating Dry Dock, East River
126 East River and Bridge
127 Steamer Champagne in Dock
128 Ocean Steamship Wharves
129 Wharves of Hamburg Line, Hoboken
130 Castle Point, Hoboken

New York State.

131 Andre Monument—Tarrytown
132 Sleepy Hollow—Bridge and Pool
133 Old Dutch Church (Front)—Sleepy Hollow
134 Old Dutch Church (Side)—Sleepy Hollow
135 Sunnyside—Front
136 Sunnyside—Full View
137 View from West Point North
138 Lower Falls—Watkins Glen
139 Great Falls—Watkins Glen
140 Mammoth Gorge—Watkins Glen
141 Rainbow Falls—Watkins Glen
142 Amphitheatre—Watkins Glen
143 Central Cascade—Watkins Glen
144 Sylvan Rapids—Watkins Glen
145 Elfin Gorge—Watkins Glen
146 Sylvan Rapids—Watkins Glen
147 Cascades, Glen Alpha—Watkins Glen
148 A Matchless Scene—Watkins Glen
149 Spiral Gorge—Watkins Glen
150 Mammoth Gorge—Watkins Glen
151 Still Water Gorge—Watkins Glen
152 Looking up the Glen—Watkins
153 Indian Brook — Lake George
154 Clay Island, Looking East—Lake George
155 Clay Island, Looking South—Lake George
156 Fort George Hotel, Front View — Lake George
157 Fort George Hotel, Dining-Room — Lake George
158 Fort George Hotel, Parlor—Lake George
159 Grounds of the Fort George Hotel—Lake George
160 View from the Fort George Hotel—Lake George
161 Sagamore Hotel—Lake George
162 Fort William Henry Hotel—Lake George
163 Fort William Henry Hotel Porch — Lake George
164 View at Myers' Boat-House, Northeast Bay —Lake George
165 Caldwell and Lake George
166 Paradise Bay and Hundred Islands—Lake George
167 Picturesque Bit on north Lake George

Hudson River.

168 Morris Manor House, Yonkers
169 Chip Rock Beach, Yonkers
170 Palisades from Hastings
171 Up the Hudson from Hastings
172 Livingstone Mansion, Dobbs' Ferry
173 Old Ferry House, Croton Bay
174 Van Courtland Manor House, Croton
175 Old Zion Church
176 Old Dutch Church, Tarrytown
177 Monument, marking spot where Major Andre was captured, Tarrytown
178 Sleepy Hollow
179 Sleepy Hollow Bridge
180 Storm King, Cornwall
181 Idlewild, Cornwall
182 Crow's Nest, from Constitution Island, South Breakneck in distance
183 Cold Spring, from Constitution Island
184 Across the Hudson, above Cold Spring
185 Taurus and Breakneck, above Cold Spring
186 Undercliff, Morris Mansion, Cold Spring
187 Undercliff, near Morris Mansion, Cold Spring
188 Moodna Creek
189 Treason Hill, Haverstraw
190 Clay Ampitheatre, Haverstraw
191 Across the Hudson from Peekskill
192 Across the Hudson from Dunderberg
193 Dunderberg from Peekskill
194 Looking toward Anthony's Nose
195 Crow's Nest, from Peekskill
196 Up the Hudson from Poughkeepsie
197 Livingston Manor, Poughkeepsie
198 Across the Hudson from Livingston Manor
199 Eastman Place, Poughkeepsie
200 Washington's Headquarters, Newburg
201 Washington's Headquarters, surroundings

Fishkill.

202 Verplanck Manor House
203 Dutch Reformed Church
204 Episcopal Church
205 House referred to in Cooper's "Spy"

Vassar College.

206 Main Building—Front
207 Museum and Laboratory
208 Entrance to Main Building
209 Main Building and Grounds
210 The Observatory
211 General View
212 A Wing of Vassar
213 " "
214 Croquet Grounds

West Point.

215 Headquarters of Commanding Officer, Library and Riding School
216 The main drive into the grounds
217 Parade grounds
218 The Campus
219 Observatory and Fort Putnam, from Hotel
220 Old Fort Clinton
221 Armstrong Gun, Trophy Garden
222 Up the Hudson from Trophy Garden
223 Mexican Mortars (bronze), Trophy Garden
224 Up the Hudson from Upper Battery
225 Up the Hudson from Upper Battery (general)
226 15-inch Rodman Gun, Water Battery
227 Lower Battery and Pontoon on the Hudson
228 On the Banks of the Hudson
229 West Point from Cemetery Road
230 The Cemetery
231 West Point from Garrisons
232 Statue of General Sedgewick
233 Hudson River Steamer, Mary
234 Hudson River, Cranston's from the River
235 Hudson River Boat Landing and West Point
236 The Point and Lighthouse, West Point

Albany.

237 The Capitol
238 State Street
239 Van Renselaer Home
240 City Hall
241 Schuyler Mansion
242 Post Office
243 City Hall and State Capitol

Saratoga.

244 United States Hotel, Court
245 United States Hotel, Cottages
246 Congress Spring
247 Grave of John Brown North Elba, N. Y.

FOR PRICE LIST OF SLIDES SEE PAGE 127.

Lake George.

248 Boat Landing
249 Steamboat Landing and Fort William House from Caldwell's
250 The Ruins of Fort George
251 Ruins of Fort George
252 Lover's Walk, Sagamore, Green Island
253 Sagamore, Green Island
254 Walter Price's Residence, Green Island
255 Falls
256 Green Island, front of Sagamore Hotel
257 Green Island, Boat Landing
258 Green Island
259 Picturesque View of Green Island
260 View of Fort George
261 Toward Bolton from Green Island
262 Fort William Henry and Steamer Landing
263 View from Dr. Dowling's
264 Fort William Henry Hotel. The Stage
265 Fort William Henry Hotel
266 Fort William Henry Hotel. Piazza
267 Ruins of Fort George above the Lake
268 Residence and Lake Front at Dr. Dowling's
269 General View
270 Lake George from Fort William Henry
271 Fort William Henry from Steamboat Landing
272 The Lake from Residence of Dr. Dowling
273 Steamboat Landing and Railroad Depot
274 View at Caldwell
275 Paradise Bay from the South
276 Log Bay from Perch Island
277 Log Bay from Huckleberry Island
278 View, East from Huckleberry Island
279 Shelving-Rock Mountain, from Huckleberry Island
280 Black Mountain, from Mother Bunch Island
281 Black Mountain, from Harbor Island
282 Paradise Bay and Black Mountain
283 Waterfall, Warrensburg Road
284 Lake George, South End, from Tea Island
285 Lawn of the Sagamore Hotel
286 Shelving-Rock Falls
287 Head of Northwest Bay
288 Along the Shore

Watkins Glen.

1 Entrance to Watkins Glen
2 Glen Alpha
3 Artists' Dream
4 Matchless Scene
5 Pluto Falls
6 Cavern Cascade
7 Whirlwind Gorge
8 Rainbow Falls
9 Spiral Gorge
10 Entrance
11 Stillwater Gorge
12 The Vista and Glen Gorge, with Bridge
13 Glen Cathedral
14 Cascade at Rainbow Falls
15 Central Cascade
16 Pool of the Nymphs
17 Cavern Cascade
18 Cavern Cascade
19 Cavern Cascade in the Gorge
20 Central Cascade
21 Central Cascade (near view)
22 Matchless Scene
23 Artist's Dream
24 Glen of the Pools
25 High Bridge over Watkin's Glen

Watkins.

26 From Observatory
27 Observatory and Seneca Lake

Watkins Glen—Winter.

28 Ice Formation, Entrance
29 Sentry Falls, Frozen
30 Sentry Cascade, (near view)
31 Cavern Cascade, Snow and Ice
32 Frozen Cascade, Snow and Ice
33 Photographing under Difficulties
34 Fairy Cascade
35 Looking Back from Cavern Cascade
36 Gorge and Bridge at Glen Mountain House
37 Frozen Fall, Ice and Snow
38 Rainbow Falls, Frozen, Ice and Snow

Havana Glen—Winter.

1 Eagle Cliff Falls, Frozen
2 Ice Cavern under Eagle Cliff Falls

Watkins in Winter.

3 From Cemetery Hill
4 Watkins and Seneca Lake, from Cemetery Hill
5 Sleighing on Main Street
6 Hector Falls, Frozen
7 Hector Falls, Ice Pack

Niagara Falls.

1 Niagara River above the Rapids
2 Canada Falls from the Canadian side
3 Canada Falls from Goat Island
4 American Falls from Goat Island
5 American Falls and Suspension Bridge, from Goat Island
6 Both Falls, from Prospect Park
7 All the Falls from below Suspension Bridge
8 Canada Falls from Goat Island
9 Canada Falls from Canada side of Suspension Bridge
10 Both Falls from Prospect Park
11 American Falls from the Canada side, above the Observatory
12 Grand View of Canada Falls
13 Niagara River and Suspension Bridge, from Canada Falls
14 Whirlpool Rapids, looking up the river where Capt. Webb was drowned
15 Whirlpool Rapids
16 The Maid of the Mist
17 Whirlpool Rapids
18 Both Falls from American side
19 American Falls from Goat Island
20 Rapids looking up from Sister's Island
21 Cantilever Bridge from Canada side

Niagara—Winter.

22 American Falls, from Luna Island (instantaneous)
23 American Falls, from Luna Island (instantaneous
24 American Falls from below (instantaneous)
25 Canon, from Whirlpool Rapids (instantaneous)
26 American Falls from Goat Island
27 Snow Scene on Luna Island
28 Frozen Arch, Prospect Park
29 Ice Mountain and Niagara Falls
30 American Falls, from Canada side (instantaneous)
31 American Falls, from Luna Island (instantaneous)
32 American Falls, from Luna Island (instantaneous)
33 Horseshoe Falls, from Canada Side (instantaneous)
34 Horseshoe Falls, from below (instantaneous)
35 The Rapids between First and Second Sister's Island (inst.)
36 The Rapids, from Bath Island (instantaneous)
37 The Rapids on Canada side, from Clark's Island (instant)
38 The Rapids above American Falls, from Goat Island (inst.)
39 The Canada Shore. from Luna Island
40 The Canada Falls, from River-Bank

FOR PRICE LIST OF SLIDES SEE PAGE 127.

41 The Cantilever Bridge across Niagara River
42 The new Suspension Bridge, from Prospect Park

Ausable Chasm.

43 Table Rock, general view
44 Elbow Falls, close view
45 Panoramic View, from Lake View House
46 Elbow Falls, general view
47 Cathedral Rock and Boat Landing
48 Alice Falls
49 Lake View House
50 Table Rock, close view
51 The Post Office
52 Birmingham Falls
53 Mystic Gorge
54 Devil's Oven
55 The Flume
56 Entrance to Ausable
57 The Flume from Boat Landing
58 Trenton Falls, looking down
59 Trenton Falls, Sherman Falls
60 Trenton Falls, from below
61 Adirondacks, Paul Smiths
62 Adirondacks, Big Tupper Lake, entrance Racquet River
63 Adirondacks, Boggs River Falls
64 Adirondacks, Upper Saranac Lake
65 Adirondacks, Sweeny Carry
66 Catskill Mountains, Upper Kaaterskill Falls
67 Catskill Mountains, Lower Kaaterskill Falls

Taughannock.

68 Rocks at Enfield Glen
69 Top of Taughannock Falls, from the Hotel
70 In the Gorge above Taughannock Falls
71 Top of Enfield Falls
72 Enfield Falls
73 Enfield Glen, from Upper Entrance
74 Revolutionary Musket Factory
75 Gorge below Taughannock
76 View down the Gorge, from Brink of Falls
77 A Bit in Enfield Glen
78 Bottom of Gorge
79 High Bluff in the Gorge
80 Picnic Ground above the Falls
81 Ithaca—The Fisk Mansion
82 Entrance to Enfield Glen
83 Enfield Falls
84 Looking out of Enfield Glen
85 In the Gorge below Taughannock
86 Falls at Taughannock (inst.)
87 Falls at Taughannock (inst.)
88 Falls at Ithaca
89 Looking out the Gorge
90 High Falls (215 feet)

Buffalo.

91 Millard Fillmore's House
92 The Harbor, from the Light-House
93 The Light-House
94 Steamer Boston Leaving Port
95 Ruins of Fort Porter
96 Ruins of Fort Porter, from Parade Ground
97 Ruins of Fort Erie

Long Island.

98 Looking to Sea from the Highland Light
99 House of Edgar Allen Poe, (Raven's)
100 House of Garibaldi

Lake Champlain.

101 Steamer Landing at Port Kent, (inst.)
102 Essex. (Instantaneous)
103 Below Westport. (Inst.)
104 Below Essex. (Inst.)
105 Breakwater, Burlington, Vermont

Niagara.

1 American Falls
2 The Falls from Suspension Bridge
3 American Falls from above
4 American Falls from Goat Island
5 Whirlpool Rapids from American Shore
6 Whirlpool Rapids and Canadian Observatory
7 Canadian Rapids from Three Sister Islands
8 Canadian Rapids from Three Sister Islands —Surf
9 The Falls from Prospect Rock
10 Horseshoe Falls from Tower, Canadian side
11 American Rapids from Goat Island Bridge
12 American Falls from the Canadian shore
13 Horseshoe Falls from Goat Island
14 American Falls from Goat Island
15 A General View from Suspension Bridge
16 Horseshoe Falls from Goat Island
17 Suspension Bridge
18 American Rapids above, from Goat Island
19 Bridge to Goat Island

Thousand Islands.

1 Mt. Beulah—Westminster Park
2 Bonnie Castle and Crossman Point
3 Alexandria Bay—Thousand Island House
4 Fishing Party Fort Vivian
5 Fishing Party—St. Anthony's Bay
6 Arcadia
7 Westminster Park Landing
8 Observatory—Thousand Island House
9 Little Ina Island
10 Warner's Island
11 Ruins of Fort Castleton
12 Lister's Light-House
13 Crossman House
14 Sailing Yacht
15 Picnic Party
16 Fisher's Landing
17 Anthony's Point
18 Isle of Pines
19 Camping Out
20 Summerland
21 Pythian Point

Views of the Johnstown Disaster.

1 View of Johnstown before the Flood
2 Cambria Iron and Steel Works before the Flood
3 Sang Hollow
4 On the Conemaugh River near South Fork, before the Flood
5 Old Viaduct Bridge before the Flood
6 View from inside of the Conemaugh Lake Dam
7 Cross-section view of the Conemaugh Lake Dam
8 Wreck of Gondola Cars, B. & O. R. R.
9 View of Jam at Penna. R. R. Bridge
10 View of the Valley from the West
11 On the edge of Stony Creek. St. John's Church in distance
12 Wreck of engine and House of Volunteer Fire Department
13 General view in Kernville
14 General view in Cambria City
15 Wreck of houses on Line of B. & O. R. R. on Stony Creek
16 Wreck of Houses on B. & O. R. R.
17 On Stony Creek, above Johnstown
18 Wreck in Upper Johnstown
19 Debris on P. R. R., Upper Johnstown
20 View of the Valley. Tent Life
21 Wreck of Business Houses, 4th Ward
22 Preserved Figure of the Virgin, St. Mary's Church
23 Wreck and debris at the Company's Stores
24 Jam of debris at P. R. R. Bridge (details)
25 Wreck of the Cambria Co's Works
26 St. John's Church
27 B. & O. Passenger Station

FOR PRICE LIST OF SLIDES SEE PAGE 127.

28 Headquarters G. A. R. relief corps
29 West End Main St., showing Merchants' Hotel
30 Effects of Flood in Stony Creek Valley
31 P. R. R. Bridge, Cambria Iron Works and Wreck
32 Looking up Conemaugh Valley from Locust st.
33 P. R. R. Bridge. Hunting for Bodies
34 Looking over Cambria Iron Works, showing Bodies
35 Conemaugh River from Temporary Bridge
36 West End of Johnstown, showing the Morgue
37 Main St., from Franklin St., Wreckage 40 feet High
38 Looking up Jackson St. from Main, R. C. Church
39 From Washington and Franklin Streets
40 Across Bedford Street, Effects of Back Water
41 Hunting Bodies, corner Washington and Clinton Streets
42 Remains of the Cambria Iron Works
43 Relief Station. Johnstown Station, P. R. R.
44 Main and Bedford Sts., Site of Hurlbut House
45 Acres of Wreckage from P. R. R. Bridge. Hunting for Bodies
46 P. R. R. Bridge, Cambria Iron Works and Wreckage
47 Conemaugh River and Cambria Iron Works
48 Looking over Wreckage Toward Johnstown from P. R. R. Bridge
49 Heart of the City
50 Main St. and City Park
51 Main and Franklin Sts., showing Opera House and only Truck Team Saved
52 Wreck of the Cambria Iron Works
53 Main and Franklin sts
54 Panorama from Conemaugh River
55 Panorama from Stony Creek
56 Clinton above Main st.; the Post Office
57 From the West Bank of the Conemaugh
58 A Ruined Home
59 East End of Cambria Iron Works
60 East End of Cambria Iron Works
61 Schoolhouse, Morgue and Wreckage
62 Catholic Church and site of Hurlbut House
63 Up Conemaugh from Main and Clinton sts.
64 Panorama of Grubtown after the Flood
65 Main st., looking down on Wreckage
66 Harper's Ferry, Va., after the Flood
67 Columbia, Pa., during the Flood
68 Looking east from School Morgue
69 P. R. R. Bridge and Great Drift
70 From West Bank on the Conemaugh
71 Looking Southwest from Main and Clinton
72 Cambria Co.'s Store and P. R. R. Station
73 Looking down Stony Creek from Pontoon Bridge
74 Looking up Stony Creek from Pontoon Bridge
75 Pontoon Bridge across Stony Creek
76 Wreckage from back water. 1st Ward
77 Looking into Kernville from Stony Creek
78 Gen. Campbell's residence, 80 Persons Saved
79 Burnt District. 1st Ward
80 Walnut near Main st.
81 Walnut near Main st.
82 Rear of Walnut and Main streets
83 View of wreck on Main and Walnut streets
84 Residence of Col. Linton
85 Main st., east from Vine
86 Gen'l Hasting's Headquarters
87 Millville Morgue
88 Millville Morgue, bringing in a body
89 Clearing away the Great Drift
90 Bridge st., clearing Great Drift

Pennsylvania.

Philadelphia.

1 American Academy of Music
2 Catholic Cathedral
3 Beth-Eden Baptist Church
4 Bellevue Hotel
5 New Public Buildings, South Front
6 New Public Buildings, West Front
7 New Public Buildings, North Front
8 New Public Buildings, (from Architect's Drawings)
9 Old Girard Bank
10 Old Stock Exchange
11 U. S. Mint
12 Masonic Temple
13 Broad Street Station—Pensylvania R. R.
14 Pennsylvania Academy of the Fine Arts
15 Philadelphia Trust and Safe Deposit Co
16 Union League Building
17 Post-Office and *Record* Building
18 *Ledger* Building
19 Office of Pennsylvania R. R. Co.
20 First Unitarian Church
21 Girls' Normal School
22 Franklin Institute
23 Ridgeway Library
24 Philadelphia Library
25 Swedenborgian Church
26 Jewish Synagogue
27 Girard College
28 Girard College Facade
29 Girard College Dormitories and Chapel
30 Girard College and Grounds
31 Chestnut Street Bridge over the Schuylkill River
32 Schuylkill River South from Chestnut Street
33 University of Pennsylvania
34 The Eastern Penitentiary
35 Market Street Ferries—Delaware River Front
36 Chestnut Street From *Record* Building
37 Panorama of Philadelphia from Public Buildings, East
38 Panorama of Philadelphia South from Public Buildings
39 Chestnut Street East from Broad Street
40 Broad Street South from Public Buildings
41 Market Street East from Public Buildings
42 Wanamaker's from Public Buildings
43 Rear View of Independence Hall
44 Statue of Washington, Front Independence Hall
45 Custom House
46 Chestnut Street, West
47 Panorama of City from Lemon Hill

Old Philadelphia.

48 Swedish Houses, Queen Street, below Front
49 Front and Dock Streets
50 Water Street, near Spruce
51 Dutch Reformed Church, Fourth and Cherry Streets
52 Front Street, above Race
53 Philadelphia Dispensary, Fifth St. below Chestnut
54 Old House, 757 Swanson Street
55 Residence of Dr. Physic
56 Water Street, above Race; Office of Stephen Girard
57 Queen Street, above Second
58 Front Street, above Christian
59 Race Street Wharf
60 St. Peter's Church, Fourth and Pine Streets
61 St. Peter's Church, Fourth and Pine Streets (rear)

FOR PRICE LIST OF SLIDES SEE PAGE 127.

62 Water Street, below Dock
63 Front and Shippen Streets
64 Market-House, Second and Pine Streets
65 Water Street, above Spruce
66 Front Street, below Dock
67 Water Street, below Shippen
68 Water Street, above Race
69 House, 732 Water Street
70 Water and Christian Streets
71 Water and Dock Streets
72 Swanson Street
73 Second Street, above Race
74 School-House, Fourth and Cherry Streets
75 Front and Lombard Streets
76 Old house, 244 Dock Streets
77 Old House, Main Street, Germantown
78 Chew's House, Germantown
79 The Old Academy, Germantown
80 Old House, Main St., Germantown
81 Concord School, Germantown
82 Fisher House, Germantown
83 Johnson House, Germantown
84 Chestnut Street Theatre, 1855, Chestnut Street, above Sixth
85 Model-Room, Academy of Fine Arts
86 City Hall over the roofs, 1886
87 City Hall full view

Fairmount Park

88 Penn Mansion, Lansdowne entrance
89 Zoological Garden, Girard Ave. entrance
90 Fairmount Water W'ks
91 " " " general view
92 Schuylkill Navy from West bank
93 Down the Schuylkill from West bank
94 Philadelphia from Callowhill St. Bridge
95 On the Wissahickon.
96 A choice view from the road, Wissahickon
97 The Wissahickon Drive
98 The Stone Bridge from the rocks
99 The Stone Bridge from Wissahickon
100 Valley Green
101 Valley Green, near view
102 Wissahickon (winter)
103 Indian Rock, Wissahickon
104 Manayunk from the drive
105 The River Drive at "Falls"
106 Penn Mansion, interior
107 Fairmount Water W'ks
108 Artistic Vase
109 Fountain Green
110 Sweet Briar Mansion
111 Solitude, near Sweet Briar Mansion
112 Walk near Sweet Briar
113 Old Girard Avenue Bridge
114 Walk Down the Fairmount Reservoir
115 Sedgely
116 Girard Avenue Bridge from the River Drive
117 Romantic Falls at Red Bridge on the Wissahickon
118 Old Rittenhouse Mansion on the Wissahickon
119 Fountain in East Park
120 Conservatory (Plants), Mrs. Setts
121 The Wolf Group
122 Thorp's Lane Bridge
123 Entrance to Mt. Vernon Cemetery
124 Memorial Hall
125 Valley Green
126 " Bridge
127 Falls Bridge
128 Wissahickon, looking down from Stone Bridge
129 Wissahickon, looking down from Stone Bridge
130 Wissahickon below Rex Avenue
131 Horticultural Hall, in the Park
132 Equestrian Statue of General Meade
133 Equestrian Statue of Gen. Meade (Profile)
134 On the Wissahickon
135 Morton McMichael Memorial
136 Statue of Morton McMichael
137 Lincoln Monument
138 " " and River Drive
139 Schuylkill Navy Boat Houses
140 River Drive and Tunnel
141 Girard Avenue Bridge
142 Witherspoon Monument
143 Statue of Religious Liberty
144 Statue of Religious Liberty
145 Horticultural Hall, south front
146 Horticultural Hall, east front
147 Horticultural Hall, interior, general view west
148 Horticultural Hall, interior, general view east
149 Horticultural Hall, interior, west entrance
150 Horticultural Hall, interior, center aisle west
151 Horticultural Hall, interior, south aisle east
152 Horticultural Hall, interior, main aisle east
153 Horticultural Hall, interior, north aisle east
154 Horticultural Hall, interior, north aisle west
155 Horticultural Hall, interior fernery
156 Catholic Fountain
157 English Building
158 Statue of Columbus
159 The Sunken Gardens

Mauch Chunk.

160 Mauch Chunk, from Mt Pisgah
161 Bear Mountain
162 General View, showing Mt. Pisgah
163 View on the Lehigh
164 General View of the Lehigh Valley
165 View up the Lehigh Valley, East Mauch Chunk
166 Down the Lehigh Valley
167 Dreamy View of Mauch Chunk
168 Grand View of Mauch Chunk and Mt. Pisgah Switchback
169 Mount Pisgah Plane, 2,341 feet long
170 View from Summit of Mt. Pisgah, South
171 Mount Jefferson Plane, 2,070 feet long
172 Burning Mine Summit
173 Coal Breaker
174 Scenes Around a Coal Breaker
175 Slate Pickers in a Coal Breaker
176 Mining Bosses at Power House
177 Entrance to a Coal Mine
178 A Train Coming Out of a Coal Mine
179 Above the Clouds—Switchback Railroad
180 View of Canal and Railroad
181 Mauch Chunk and Mt. Pisgah
182 Looking South from Prospect Rock
183 The Narrows from Prospect Rock, South
184 The Narrows, from Prospect Rock
185 Mauch Chunk Narrows
186 Head of Susquehannah Street
187 Mansion House
188 Residence of Hon. John Leisenring
189 From Mt. Pisgah South —Switchback
190 Old Bastile-Switchback South
191 From Mansion House, North
192 Burning Mines-Switchback
193 Episcopal Church
194 Mt. Jefferson Plane
195 View from Mansion House, East
196 View from Canal Lock
197 View from foot of Mt. Pisgah
198 Panorama of Mauch Chunk

FOR PRICE LIST OF SLIDES SEE PAGE 127.

198 Bear Mountain
200 Mount Pisgah Plane
201 From Mansion House, North
202 View from Mountain Road
203 View from the Narrows
204 Mauch Chunk and Prospect Rock, North
205 View from Prospect Rock, North
206 Court House and American Hotel
207 Lintz Trout Ponds
208 Packer's Corner
209 Station of Lehigh Valley Railroad
210 Susquehanna Street
211 Coal-Chutes — Loading Boats
212 Coal-Chutes
213 First Glimpse of Mauch Chunk
214 General View
215 Broadway West from Court-House
216 Mauch Chunk and Mt. Pisgah
217 View of Mt. Pisgah
218 View from the Railroad
219 Mauch Chunk Falls
220 View from East Mauch Chunk
221 Railroad Bridge, Mauch Chunk
222 Flag-Staff
223 Mansion House from Bear Mt.
224 Kittanning Gorge, above Mauch Chunk
225 Terrace Falls—Glen Onoko
226 Onoko Falls, Glen Onoko
227 Cave-Falls, Glen Onoko
228 Turnhole Bridge and Tunnel—Glen Onoko
229 Packer's Point—Glen Onoko
230 Hunters' Cave and Falls —Glen Onoko
231 Turnhole Bridge—Glen Onoko
232 Dual Vista—Glen Onoko
233 Laurel Cascade—Glen Onoko
234 Chameleon Falls—Glen Onoko
235 Chameleon Falls from Rustic Bridge—Glen Onoko
236 Allentown Furnace
237 Jordon Bridge, Allentown
238 View from College Hill —Easton
239 On the Delaware at Easton
240 Easton from College Hill
241 Wyoming Valley House —Wilkesbarre
242 Court-House — Wilkesbarre
243 Wyoming Massacre Monument
244 Residence of Chas. Parrish—Wilkesbarre
245 Panorama of Wyoming Valley
246 Wyoming Valley from Prospect Rock, South
247 Wyoming Valley from Prospect Rock, North
248 Wyoming Valley—Balto. Openings
249 Railroad Cut—Wyoming Valley
250 Penn-Haven Jnnction —Lehigh Valley
251 Lehigh Canal—Lehigh Valley
252 Lehigh Gap Hotel
253 Early Morning in the Gap
254 Lehigh Water Gap, North
255 Lehigh Water Gap, South
256 Crown Point—Lehigh Valley
257 Spouting Oil Well—Western Pennsylvania

Gettysburg.

258 Position of Geary's Brigade, and Monument of 28th Penna. on Culp's Hill
259 From Culp's Hill, overlooking field from position held by 7th Indiana and Knapp's Battery
260 Cemetery Hill, from Culp's Hill
261 Culp's Hill from Cemetery Hill, Battery B, 4th U. S. Artillery, and 1st New York Artillery in foreground
262 Monument in National Cemetery
263 Meade's Headquarters
264 Pickett's Charge from Webb's Position
265 Pickett's Charge from the Angle
266 Position of 103th Penn., 15th Mass., 19th Mass. and 20th Mass.
267 Hancock Wounded
268 First Mass. Cavalry, and Sedgwick's Headquarters
269 Battlefield from Little Round Top, Wheat Field and Peach Orchard
270 Battlefield from Little Round Top toward Cemetery Hill
271 Monterey Gap, from Little Round Top, through which Lee's Army retreated
272 Devil's Den
273 Little Round Top from Wheatfield, Monument of 27th Connecticut in foreground
274 Big and Little Round Tops, from Emmettsburg Road
275 Main Street, Gettysburg, through which Federal Army retreated
276 From East Cemetery Hill. Ground over which the Louisiana Tigers charged, showing position of Hoke's Brigade in reserve
277 From Position of Rickett's Battery, East Cemetery Hill, showing lunettes of Weedrick's Battery and stone wall
278 Entrance to Evergreen Cemetery
279 From East Cemetery Hill, showing Wadsworth's line to Culp's Hill
280 Entrance to the National Cemetery
281 From Culp's Hill, from the position occupied by the 56th Pennsylvania, 7th Indiana, and section of Knapp's Battery; showing the Confederate position on Benner's Hill
282 Part of the Breastworks occupied by Green's Brigade, 2d Division 12th Corps, with monument of 28th Penn.
283 Showing the scene of the Confederate charge across Spangler's Swail, against the position occupied by the 147th Pennsylvania, July 3
284 Spangler's Spring, showing the position occupied in Spangler's Wood by Lockwood's Maryland Brigade
285 From Spangler's Spring, showing the position and Monuments of the 2d Massachusetts and 27th Indiana, and the ground over which the charge of the 2d Mass. was made
286 Wolf's Hill from Spangler's Spring, showing Reaver's house, occupied during the battle by Confederate Sharpshooters
287 On the Slope of Little Round Top. Position occupied by a portion of the 1st Brigade, 2d Division, 12th Corps, on the night of July 1
288 Reynold's Monument, in National Cemetery
289 The Round Tops from the National Cemetery
290 Ziegler's Grove, from the Taneytown Road, showing the position of the 12th Massachusetts and 88th Pennsylvania Volunteers
291 Chambersburg Street
292 Carlisle Street
293 Baltimore Street
294 From the position occupied by the 12th Massachusetts, on Seminary Ridge, overlooking the scene of operations of the 11th Corps to Barlow's Hill
295 The Railroad Cut. Scene of the capture of the Confederate brigade, first day's fight

FOR PRICE LIST OF SLIDES SEE PAGE 127.

296 Willoughby Run, showing the position and monument of the 19th Indiana
297 Round Top, from the eastern slope of Seminary Ridge, near the Seminary
298 Taneytown Road, from Pierce's barn, showing one of the lines of retreat on the first day
299 Pickett's Charge taken from the right of high water mark
300 High - Water Mark, showing the monuments of 72d and 106th Pennsylvania Volunteers
301 High - Water Mark, showing the monuments of the 15th, 19th and 20th Massachusetts
302 From Little Round Top. Scene of Kilpatrick's fight and Farnsworth's death
303 Breastworks of the 95th Pennsylvania Volunteers and 140th New York, on the front slope of Little Round Top
304 Peach Orchard from Emmettsburg Road
305 Zook's Monument and Wheat Field
306 Jenny Wade's House
307 House on the Emmettsburg Road, to which the body of General Reynolds was carried, on the first day
308 Position occupied by the Union sharp shooters as outposts, showing the Emmettsburg Road and Baltimore Pike
309 Gettysburg, Spangler's Spring
310 Spot where Reynolds fell
311 Panorama from Round Top
312 Breastworks and Monument, 30th Maine
313 In Devil's Den
314 Monument of 5th New Hampshire
315 Monument of 29th Pennsylvania Volunteers

New Hampshire.

White Mountains.

1 Casco Lake Station, toward Crawford Notch
2 Echo Lake, Profile, Franconia
3 View near Profile House
4 Eagle Cliff, Elephant's Head, Profile House, Franconia
5 Profile Mountain, Franconia
6 Purple Lake
7 The Old Man of the Mountain
8 Profile House, Franconia
9 The Flume, Franconia
10 The Pool, "
11 View in the Flume, Franconia
12 Bridge across Flume, Franconia
13 The Flume—Place of the suspended Rock
14 Gorge View of the Flume
15 Casco Lake, Crawford Notch
16 Mountain Pass, near Crawford Notch
17 Willey's House, Crawford Notch
18 View near Willey's House, Crawford Notch
19 Mount Willard, Crawford Notch
20 Fabyan House, Crawford Notch
21 Crawford House, Crawford Notch
22 Mount Willard—near view
23 Crawford Notch
24 The Old Man of the Mountain, from Forest Road
25 Pulpit Rock, Crawford Notch
26 Lake Chocorou
27 Hartz' Ledge and White Horse Ledge, North Conway
28 White Horse Ledge, North Conway
29 Ellis River, North Conway
30 Ellis River Falls, North Conway
31 Tip Top House, Mt. Washington
32 U. S. Signal Service Station, Mt. Washington
33 Squam Lake
34 On the Saco, North Conway
35 Falls of the Ammonoosick, Crawford
36 Mount Webster, Crawford Notch
37 On the Androscoggin
38 Ox Team
39 Water Cart, Ox Team
40 On Glen Road to Mt. Washington
41 Wild Cat Falls
42 " " " and Glen Ellis
43 Glen Ellis Hotel and Iron Mountain
44 Glen Ellis River from the Bridge
45 On the Wild Cat River
46 Jackson Falls, Wild Cat River
47 Thorn Mountain House, Jackson
48 Panorama from Top of Thorn Mountain
49 Jackson and Moat Mountain
50 Around the Dundee Drive near Jackson
51 On the Dundee Road, Jackson
52 Upper Jackson Falls, Wild Cat River
53 Upper Jackson Falls, Wild Cat River
54 Looking down from Jackson Falls
55 Old Bridge across Glen Ellis
56 Iron Mountain, Jackson
57 Mountain Road, Jackson
58 Old Mountain House, near Jackson
59 General view of Jackson from S. W.
60 Stage on the Glen Road, Jackson
61 From Thorn Hill, Jackson
62 Stage leaving Wentworth Hall
63 Wentworth Hall, New Castle
64 Wentworth Hall, Tennis Court
65 Wentworth Hall, The Bridge
66 Wentworth Hall, Panorama, N
67 Goodrich Falls, from below
68 Goodrich Falls, from above

Concord.

69 Law Office of Franklin Pierce
70 The Home of Franklin Pierce
71 The Grave of Franklin Pierce
72 Battle Monument, Concord Bridge
73 Minute Men Monument, Bridge
74 Wright Tavern, British Headquarters
75 House where Revolutionary stores were concealed
76 School of Philosophy
77 The Navy Yard
78 Langdon House

Portsmouth.

79 Gov. Wentworth's House, at Little Harbor, Concord

Rye Beach.

80 St. Andrews by the Sea
81 Farragut House
82 Rye Beach
83 The Bathers
84 Isles of Shoals, Londoners Island
85 Isles of Shoals, White Island
86 Isles of Shoals, Gosport Church

Maine.

The Lumber Regions.

1 Logging Camp
2 " "
3 " "
4 " "
5 A Lumberman's House
6 Logging Camp and Crew
7 Logging Camp Teams and Crew

FOR PRICE LIST OF SLIDES SEE PAGE 127.

8 Logging Camp, Teams and Crew
9 Logging Camp under snow
10 Deer Hunters at the Camp
11 Felling Trees
12 Ox Teams Loading Logs
13 Hauling Logs
14 " "
15 Hauling through the Forest

Massachusetts.

Boston.

1 State House
2 Old State House
3 Faneuil Hall
4 Panorama from Post Office
5 Panorama from Post Office
6 View from the Post Office
7 Panoramic View from the Post Office
8 Panoramic View from Post Office
9 Boston Common and Soldiers' Monument
10 Public Garden and Boston Common
11 Equestrian Statue of Gen. Washington, Public Garden
12 Frog Pond, Boston Common
13 Beacon Avenue, Boston Common
14 Bridge in Public Garden, Boston Common
15 The Old South Church —Front
16 The Old South Church —Rear
17 The New South Church
18 Milk Street
19 Boston Harbor
20 Quincy Market
21 Athenæum
22 Long Wharf, Harbor of Boston, Scene of the destruction of Tea
23 Public Library
24 Trinity Church
25 Technological College—old and new
26 Academy of Fine Arts
27 Old Corner Book Store
28 City Hall
29 Old North Church, Copp's Hill
30 Entrance to Copp's Hill Burial Place
31 Cotton Mather's Grave
32 Gen. Gage's Headquarters (during battle)
33 Paul Revere's House
34 Old Bridge, Charlestown River
35 Charlestown Common
36 Street View of Charlestown with Bunker Hill Monument
37 Bunker Hill, Charlestown
38 Bunker Hill Monument —near view
39 Bunker Hill Monument —general view
40 Statue of Washington, Park
41 Trinity Church
42 The Park.
43 Panorama, North
44 " N. E.
45 " Boston and Harbor, S. E.
46 The State House
47 Milk Street
48 The Old South Church
49 Scollay Square
50 Faneuil Hall
51 Faneuil Hall, interior
52 Leif Errieson's Statue
53 Commonwealth Avenue
54 Algonquin Club
55 New Old South Church
56 Trinity Church
57 Art Museum
58 Boston Art Club
59 Victoria Hotel
60 Copp's Hill Cemetery
61 The Old North Church
62 Soldiers' Monument, Boston Common
63 The Mall, Boston Common
64 The Fountain, Boston Common
65 The Lake, Public Gardens
66 The Promenade, Public Gardens
67 Washington Statue, Public Gardens
68 Charlestown Navy Yard
69 Hotel Vendome
70 Church of the Immaculate Conception (interior)
71 Monument Avenue and Bunker Hill
72 Bunker Hill Monument
73 Prescott Statue, Bunker Hill

Cambridge.

74 Longfellow's Home
75 The Washington Elm
76 The Washington Elm
77 Washington Elm and Memorial Stone
78 Washington Elm and Memorial Stone, close view

Harvard College.

79 Gore Hall
80 The Old Building
81 Cambridge Common, Soldiers' Monument
82 Gymnasium Building
83 Tablets in Memorial Hall
84 Statue of John Harvard
85 Dormitory
86 MemorialHall—exterior
87 Severn Hall
88 Holden Chapel and Moss Hall
89 Hollis Hall, Thayer Hall and University Hall
90 Moss Hall and Mathews Hall

Lexington.

91 Battle Monument

Marblehead.

92 Skipper Ireson's House
93 Nannepachamat Hotel
94 From Hotel Porch to Island
95 Marblehead Rock (instantaneous)
96 Rocky Coast
97 Marblehead Neck, looking out
98 Marblehead Neck, Breakers
99 Marblehead Neck,Hotel and Rocky Beach
100 Marblehead Neck Rocks and Island
101 Marblehead Neck, Nannepachamat House
102 Turner's Hall
103 View on Green River
104 Connecticut River, near Greenfield
105 Suspension Bridge at Turner's Falls
106 Panorama of Greenfield, from Poet's Seat
107 Turner's Falls, from Poet's Seat

Amesbury.

108 Whittier House
109 Whittier House, Danvers

Plymouth, Mass.

110 Forefathers' Rock,view from Cole's Hill
111 Sea View, from Burial Hill
112 Bradford Monument, Burial Hill
113 Court Street, Plymouth
114 Pilgrim's Hall, the Forefathers' Church
115 Forefathers' Monument Plymouth
116 Forefathers' Rock, Plymouth
117 East Avenue,Plymouth
118 The Sea from Burial Hill, Plymouth
119 Bradford's Monument, Burial Hill, Plymouth
120 Faith Monument, Plymouth
121 Faith Monument, Plymouth, close view

Rhode Island.

Newport.

1 First Beach
2 Second Beach
3 Purgatory
4 Rocks near Purgatory
5 The Old Tower (built by Norsemen, 10th Century)
6 Lodge, Entrance to grounds of Miss Wolfe
7 Lodge, Grounds and Residence of Miss Wolfe
8 The Redwood Library
9 Jewish Cemetery
10 Statue of Com. Oliver Perry
11 Harbor,Morning of Goelet-Cup Race
12 Yacht Under Full Sail

Fall River.

13 Steamer Pilgrim, Fall River
14 Steamer Pilgrim, Grand Staircase

FOR PRICE LIST OF SLIDES SEE PAGE 127.

Connecticut.

Hartford.

1 State Capitol, front
2 " " rear
3 " " interior
4 Pamoramic View from State Capitol
5 The Athenæum
6 Bishop Brown's Monument, Trinity College
7 Trinity College
8 Church of the Good Shepherd
9 Hartford Insurance Co. Building
10 Old State House, general view
11 Old State House, close view
12 Residence of Lydia Huntley Sigourney
13 Residence of "Mark Twain"

New Haven.

14 The Common
15 Temple Street, Arch of Elms
16 Old State House
17 Savin Rock
18 View of the Sound and Savin Rock
19 View of the Sound and Savin Rock
20 Residence of Benedict Arnold
21 Regicides Cave

Yale College.

22 Old Brick Row
23 Avenue of Elms
24 Farnam and Battell Chapel.
25 Divinity Hall
26 Peabody Hall
27 Alumni Hall
28 New Laboratory
29 Statue of Benj. Silliman
30 Hall of Fine Arts and Silliman's Laboratory
31 Reading Hall and Treasury
32 Scroll and Keys
33 North Sheffield Hall
34 The Observatory

Wisconsin.

Dalles of the Wisconsin River.

1 Near the Sugar Bowl
2 Lone Rock
3 Sugar Bowl from up River
4 Foot of the Narrows
5 Grotto near Sugar Bowl
6 Witches' Gulch
7 " " from Phantom Chamber
8 Witches' Gulch above the Falls
9 Cold Water Canon
10 Falls in Witches' Gulch
11 Mouth of Cold Water Canon
12 Cold Water Canon
13 Rood's Glen
14 The Hornet's Nest
15 View from the Hornet's Nest
16 Visor Lodge
17 Stand Rock. Man jumping (instantaneous)
18 Stand Rock, from below
19 In Cold Water Canon
20 Up River from Sugar Bowl
21 Romance Cliff
22 Chimney Rock
23 Landing above Chimney Rock
24 Out of the Narrows, Boat Cave (very fine)
25 Out of Entrance to Boat Cave
26 Interior of Boat Cave
27 The Navy Yard
28 Up River from Navy Yard
29 Rood's Glen
30 Entrance to Rood's Glen
31 Witches' Gulch
32 Looking out of Witches' Gulch
33 Diamond Grotto
34 Visor Lodge
35 The Wisconsin River Valley from Visor
36 The Sarcophagus—Luncheon Hall
37 Looking out from Luncheon Hall
38 Luncheon Hall
39 Stand Rock. Man jumping (instantaneous)

Dalles of the St. Croix River.

40 St. Croix River Valley
41 St. Croix River, rocks and bridge from below
42 St. Croix River up, logs and bridge
43 St. Croix River, row of men canting
44 St. Croix River, bridge at Taylor's Falls
45 St. Croix River, view down from landing
46 Devil's Chair on St. Croix River
47 Log jam
48 St. Croix River and rocks
49 St. Croix River and Bridge
50 Very large load of logs
51 Buttermilk Falls
52 Buttermilk Falls
53 Osceola Falls
54 Big Dam, Apple River

Minnesota.

1 Bridge near St. Anthony's Falls
2 Rapids of St. Anthony
3 Sandstone Cave near St. Paul
4 Bridge and Tower, above St. Paul
5 Fort Snelling
6 Distant View of Fort Snelling
7 Eroded Rock Formation
8 A Winding Mountain Road
9 A Landscape View in Upper Minnesota
10 On the Shores of Lake Pepin
11 A Broken Dam, Summit Mill
12 Bluff on the Banks of the Mississippi
13 A Rocky Bluff
14 Vermillion Falls
15 Trempeleau Bluffs, Upper Mississippi
16 View from Trempeleau Bluffs
17 Steamboat Landing on Lake Pepin
18 A Snowy Lane, Minneapolis
19 Cutting ice on the Upper Mississippi
20 Cutting Ice on the Upper Mississippi
21 An Ice Plow on the Mississippi
22 Rapids, St. Anthony's Falls
23 Suspension Bridge, Minneapolis
24 Interior of an Upper Mississippi Steamer
25 Falls of Minnehaha in Winter
26 Falls of Minnehaha (Laughing Water)
27 Falls of Minnehaha from below
28 Falls of Minnehaha frozen over
29 Under the Frozen Falls, Minnehaha
30 Icicles, under Minnehaha
31 A Group of Icicles
32 Icicles
33 Snow and Ice, Minnehaha
34 Under the Frozen Falls, Minnehaha
35 Through Frozen Column of Minnehaha
36 Ice Pillars, Minnehaha
37 Minnehaha, The Artist's Choice
38 Rapids, Falls of Minnehaha
39 Falls of Minnehaha (instant)
40 Falls of Minnehaha from Foot Bridge
41 Second Dam below Minnehaha (instantaneous)
42 Shaded Walk on Bank of Minnehaha Creek
43 Mississippi River near St Anthony's Falls
44 Winnebago Chief (Indian)
45 Winnebago Squaws (group)
46 Winnebago squaw carrying wood
47 Winnebago Squaw
48 A Mississippi Steamer loading

St. Paul.

49 Ice Palace
50 Street-View, Winter

Minneapolis.

51 Street-View, Winter (instant)
52 Street-View, Winter (instant)
53 Business-Block
54 Pillsbury Elevators
55 Cutting Ice on the Mississippi
56 Old Fort Snelling

FOR PRICE LIST OF SLIDES SEE PAGE 127.

Grand Canon of the Arkansas.

1 The Promontory at Entrance of Canon
2 The Great Wall, near the Gorge
3 Approaching the Gorge
4 " "
5 " "
6 The Royal Gorge from below
7 The Royal Gorge from below
8 The Royal Gorge, from above, near view
9 The Royal Gorge, from above, near view
10 The Royal Gorge, from above, near view
11 The Royal Gorge, from above, near view, the Bridge
12 The Royal Gorge, from above, near view, the Bridge with Train
13 The Royal Gorge, from above, distant
14 Upper end of the Gorge
15 Grape Creek Canon, near the Toll Gate
16 Grape Creek Canon, near the Horseshoe
17 Grape Creek Canon, the Temple
18 Grape Creek Canon, near the Temple

Colorado

A Full Descriptive Lecture of Colorado and New Mexico can be furnished.

1 Larimer Street, Denver
2 The Tabor Block "
3 Lawrence Street "
4 Manitou and Pike's Peak, Col.
5 Manitou Soda Springs, Manitou
6 Ute Pass, near Manitou
7 Rainbow Falls, Ute Pass
8 General View of Williams' Canon
9 The Narrows, Williams' Canon
10 Entrance to the Cave of the Winds, Williams' Canon
11 Temple of Isis, Williams' Canon
12 Cameron's Cone, from Temple of Isis
13 The Toadstools, Garden of the Gods
14 Buena Vista Drive, Garden of the Gods
15 Balanced Rock, Garden of the Gods
16 The Simpleton, Garden of the Gods
17 Siamese Twins, Garden of the Gods
18 Pike's Peak, from Siamese Twins, Garden of the Gods
19 The Seal and Bear, Garden of the Gods
20 Montezuma Spires, Garden of the Gods
21 The Tower of Babel, *Garden of the Gods*
22 Gateway, Garden of the Gods
23 General View of Pike's Peak, Garden of the Gods
24 Glen Eyrie, Gen. Palmer's residence
25 The Tramp, Monument Park
26 Vulcan's Anvil, Monument Park
27 Dutch Wedding, Monument Park
28 Dutch Parliament, Monument Park
29 The Colonade, Monument Park
30 The Flying Dutchman, Monument Park
31 The Old Maid, Monument Park
32 Vulcan's Workshop, Monument Park
33 Three Lower Falls, Cheyenne Canon
34 Seven Falls, in Cheyenne Canon
35 Grand Canon of the Arkansas, west
36 Grand Canon of the Arkansas, east
37 Royal Gorge, Grand Canon of the Arkansas, west
38 Suspended Bridge, Royal Gorge, west
39 Suspended Bridge, Royal Gorge, east
40 Royal Gorge, east
41 Main street, Buena Vista, Col.
42 Mount Princeton, from Buena Vista
43 Upper Twin Lake, Colorado
44 Lower Twin Lake, Colorado
45 Snowy Range, near Leadville
46 Leadville, from Carbonate Hill
47 California Gulch and Leadville
48 Mount Massive and Leadville, from Capitol Hill
49 General View of Leadville
50 Leadville, from Capitol Hill
51 Fryer Hill, Leadville
52 The Iron Mine on Breece Hill, Leadville
53 Main street, Leadville
54 Mount of the Holy Cross
55 La Veta Pass and Dump Mountain
56 Sierra Blanca, from near Fort Garland

Colorado.

Garden of the Gods.

1 The Gateway
2 " " and Pike's Peak
3 The Gateway and Pike's Peak
4 The Gateway and Pike's Peak
5 The Gateway and Cameron's Cone
6 The Portals of the Gateway
7 The Tower of Babel
8 " " "
9 The Cathedral Spires
10 The Seal and Bear
11 The Siamese Twins
12 Pike's Peak from the Twins
13 Balance Rock
14 Buena Vista Drive
15 Glen Eyrie, the Major Dome
16 Glen Eyrie, Echo Rocks
17 Glen Eyrie, Echo Tower
18 Glen Eyrie, among the Rocks
19 Monument Park, Ute Medicine Monument
20 Monument Park, Ute Medicine Monument
21 Monument Park, The Quakers
22 Monument Park, The Quakers
23 Monument Park
24 Monument Park, Vulcan's Anvil
25 Monument Park, Vulcan's Anvil
26 Monument Park, Vulcan's Anvil
27 Castle Rocks, near the Divide
28 Castle Rocks, near the Divide
29 Natural Arch on the Divide
30 Perry Park (Pleasant Park), Profile Rocks
31 Perry Park, the Pulpit
32 Perry Park, the Twins
33 Perry Park, Punch and Judy
34 Perry Park, The Alligator
35 Perry Park, The Turtle
36 Perry Park, The Liberty Cap
37 Perry Park, Under the Rocks
38 Perry Park, Leaning Rocks
39 Perry Park Gateway, Diana's Temple
40 Perry Park, Among the Bluffs
41 Perry Park, Among the Bluffs
42 Perry Park, Among the Bluffs
43 Perry Park, The Valley of Bagdad
44 Perry Park, The Valley of Bagdad
45 Perry Park, The Valley of Bagdad
46 Rocks near the Platte Canon

New Mexico.

1 Embudo, Comanche Canon New Mexico
2 The Old Mill at Chamita
3 Passengers Crossing the River on Indians
4 Pueblo, San Juan, from the church
5 Church de Pueblo, San Juan
6 Interior, Church de Pueblo, San Juan

FOR PRICE LIST OF SLIDES SEE PAGE 127.

7 North Plaza, showing church
8 General View, showing church in the distance
9 Pueblo, San Juan, east
10 Husking Corn, Pueblo
11 Indian Boys on Burros
12 Carretta, Pueblo, San Juan
13 Stage for Santa Fe, at Espanola
14 Old church at Santa Cruz
15 General View of Santa Cruz
16 Mexican Houses on the Loma, Santa Fe
17 Mexican Adobe House on the Loma, Santa Fe
18 Santa Fe, from old Fort Marcy, west
19 Santa Fe, from Old Fort Marcy, south
20 The Palace at Santa Fe
21 The Plaza and Palace, Santa Fe
22 Military Headquarters, Santa Fe
23 Santa Gaudaloupe Chapel, Santa Fe
24 Santa Gaudaloupe Chapel, interior
25 Das Cargos of Wood on Burros, Santa Fe
26 Burros Loaded with Wood
27 San Francisco street, Santa Fe
28 Chapel and Convent of Loretta, Santa Fe
29 Shelby st., Santa Fe, N. M.
30 The Oldest House in Santa Fe
31 Church of San Miguel, Santa Fe
32 Church of San Miguel, interior
33 Church of the Brothers' College, Santa Fe
34 Panorama of Santa Fe, from College, north
35 Panorama of Santa Fe, from college, northwest
36 Panorama of Santa Fe, from college, west
37 Panorama of Santa Fe, from college, southwest
38 Main st., Albuquerque, New Mexico
39 General View of Albuquerque, New Mexico
40 Old Mexican House, Albuquerque, New Mexico
41 Placita in Mexican House, Albuquerque
42 Cathedral of Ferdinand, Du Weri
43 Santiago st., Albuquerque
44 The Plaza, Albuquerque
45 Indian Girls with Tinajas, Isleta, New Mexico
46 The Estufa at Isleta
47 Family Group at Isleta
48 View of Plaza at Isleta
49 Indian Group and Home, Isleta
50 General View of Isleta
51 Mud Roofs, Isleta
52 Indian Home and El Horno, Isleta
53 Indian Mother and Babe
54 The Old Church at Isleta
55 General View of Isleta, south
56 General View of Isleta, northeast

Utah.

Salt Lake City.

1 Court House
2 Theater
3 Main Street
4 Brigham Young's Bee Hive
5 A Ranch in Southern Utah
6 Looking Down Volcanic Peak, Wasatch
7 Building Snow Sheds on Central Pacific R. R.
8 Mt. Nebo, from West
9 West View of Gunnison, San Pitch and Sevier River
10 Southern Slope, San Pitch Mountains
11 Salt Lake City, from Prospect Hill
12 Panorama, with Wasatch Mountains
13 Panorama of Gardo Lion and Bee Hive Houses
14 Interior of Tabernacle, Decorated
15 The Temple
16 Main Street
17 Eagle Gate, Brigham Young's House
18 Mormon Tabernacle
19 New Mormon Temple
20 Camp Douglas
21 Great Salt Lake
22 Great Salt Lake Bathing House
23 The Devil's Slide, Weber Canon
24 Tunnel Three, Weber Canon
25 Ruins in Montzeuma Canon
26 Ruins in Montezuma Canon
27 Ancient Cave-Ruins, in Canon near Sierra Abajo
28 Cliff Ruins in a Canon near the Sierra Abajo
29 Cliff House in the Canon near the Sierra Abajo
30 A Home on the Desert
31 Palmer House on D. & R. G. R. R.
32 Giant's Club, Sandstone
33 Ogden City
34 Temple Rock, Salt Lake City
35 Endowment House, Salt Lake City
36 Eagle Gate, Salt Lake City
37 The Tabernacle, Salt Lake City
38 Lion and Bee Hive Houses, Brigham Young's Residence
39 City Hall, Salt Lake City
40 Panorama Salt Lake City

Wyoming.

Yellowstone National Park.

1 Lower Canon of the Yellowstone
2 Mammoth Hot Springs, general view
3 Mammoth Hot Springs, Pulpit Terraces
4 Mammoth Hot Springs, Pulpit Terraces
5 Mammoth Hot Springs, Terraces
6 Mammoth Hot Springs, Summit Basins
7 Mammoth Hot Springs, Springs on the Summit
8 Mammoth Hot Springs, the Hotel
9 Mammoth Hot Springs, the Liberty Cap
10 Mammoth Hot Springs, the Pulpit
11 Mammoth Hot Springs, Diana's Bath
12 Mammoth Hot Springs, Coating Specimens
13 Gardiner Falls
14 Tower Falls
15 " "
16 Balsaltic Canon, Mouth of Tower Creek
17 The Canon of the Yellowstone, from the Falls
18 The Canon of the Yellowstone, from the Falls
19 The Canon from Moran's Point, down
20 The Canon from Moran's Point, down
21 The Canon from Foot of the Great Falls
22 The Canon, from between the Falls
23 The great Falls, near view, instantaneous
24 The Great Falls, near view, instantaneous
25 The Great Falls, from Moran's Point
26 The Great Falls, from Moran's Point
27 The Great Falls, from Moran's Point, near
28 The Great Falls, from Moran's Point, distant
29 The Great Falls, from Moran's, bottom of Canon
30 The Great Falls, from Moran's, on the crest
31 The Upper Falls, distant
32 The Upper Falls, near
33 The Upper Falls, on the crest
34 Rapids of the Yellowstone
35 Crystal Falls
36 Grotto Pool
37 Silver Cord Cascade
38 The Stranded Bowlder

FOR PRICE LIST OF SLIDES SEE PAGE 127.

39 The Yellowstone River from the Mud Geyser
40 Boiling Sulphur Springs Crater Hills
41 Yellowstone Lake, near Bridge Creek
42 Yellowstone Lake, Steamboat Point
43 Yellowstone Lake, Mary's Bay
44 Yellowstone Lake, Mary's Bay
45 Yellowstone Lake, Park Point
46 Upper Geyser Basin, from Old Faithful
47 Old Faithful, from the Lioness
48 Old Faithful, from the Giantess
49 Old Faithful in eruption
50 " " "
51 " " "
52 " " "
53 " " "
54 " " "
55 Crater of Old Faithful
56 " " "
57 The Giantess in eruption
58 The Giantess in eruption
59 The Giantess in eruption
60 The Grand in eruption
61 Craters of the Grand and Turban
62 The Splendid in eruption
63 The Splendid in eruption
64 The Castle in eruption
65 The Castle and Crested Spring
66 Crater of the Castle
67 The Castle and Old Faithful
68 The Grotto in eruption
69 " " "
70 Crater of the Grotto
71 The Turban in eruption
72 The Steamboat in eruption
73 The Crater of the Giant
74 " " " "
75 " " " "
76 Young Faithful
77 The Riverside in eruption
78 The Black Sand Hot Spring
79 The Punch Bowl
80 Boiling Spring near the Giantess
81 Boiling Spring near the Giantess
82 Boiling Spring near the Giantess
83 The Lone Star Geyser in eruption
84 The Lone Star Geyser, the Crater
85 Kepler's Cascade
86 " "
87 " "
88 Little Fire Hole Falls
89 Excelsior Geyser Basin
90 Crater of the Excelsior
91 " " "
near
92 Terraced Border of prismatic Spring
93 The Fountain Geyser in eruption
94 The Fountain Geyser in Eruption
95 Crater of the Great Fountain Geyser
96 Sounding the Great Blue Spring
97 The Paint Pot Hot Mud Spring
98 Boiling Springs in Queen's Laundry
99 Boiling Springs in Queen's Laundry
100 Crater of the Deluge Geyser, Red Mountain Basin
101 Summit of Mount Washburn
102 Cinnebar, Devils slide in dist.
103 Gardner River Canon, Cinnebar to M. H. S.
104 6-horse coaches in front of M. H. S. Hotel
105 M. H. Springs from M. H. S. Hotel Porch
103 Liberty Cap. 47½ ft. high. M. H. S.
107 Devil's Thumb, Liberty Cap and Queen
108 Elizabeth Ruff in dist
109 Harmen Terraces, M. H. S. Hotel
110 Minerva Terraces, Looking west
111 Minerva and Jupiter Terraces, M. H. S.
112 Jupiter Terraces from below, atmospheric effect
113 Minerva Terraces from below
114 Diana Terraces, Jupiter Terrace in dist
115 Diana Terraces
116 Mammoth Hot Springs, edges formation Main Spring
117 Mammoth Hot Spring, edges formation Main Spring
118 Cleopatra Terraces
119 Mammoth Cave, M. H. S., tourist climbing out
120 Bath Lake and Bathers, M. H. S.
121 Orange Geyser Cone, M. H. S.
122 Narrow Gauge Terrace
123 Narrow Gauge Terraces, M. H. S.
124 Upper Pulpit Terrace
125 Springs, Bunsen's Peak in dist
126 Upper Pulpit Coating Springs, M. H. S.
127 Upper Pulpit Terraces
128 Lower Pulpit Terraces, Bunsen's Peak in dist
129 Lower Pulpit Terraces
130 Preacher's Pulpit Terraces, the Pulpit
131 Limestone Hoodoos, Golden Gate Road
132 Golden Gate Road, east from entrance
133 Golden Gate Road east, Trestle and Cathedral Rock
134 Thro' Golden Gate Canon
135 Golden Gate Road eastward and Cathedral Rock
136 Golden Gate Road and tourists' fine view W. Gardner River Falls
137 Electric Peak from Southern foot hills
138 Obsidian Cliff Road Volcanic glass
139 Norris Geyser Basin Gen'l View
140 Steamboat Vent and View Norris Geyser Basin beyond
141 Norris Geyser Basin, Minute Man Crater and Monarch Crater
142 Crater of Monarch Geyser Norris Geyser Basin
143 Vixen Geyser Erupting, Norris Geyser Basin
144 View of Mt. Schurz, Extinct Geyser Basin
145 Sulphur Pot, Top of Mt. Schurz
146 Gibbon Falls from below
147 Great Paint Pots Firehole Geyser Basin
148 Excelsior Geyser erupting, Hell's Half Acre
149 Crater Mammoth Geyser Firehole Geyser Basin
150 Turquoise Pools, Excelsior Geyser Basin
151 Crater Excelsior Geyser Hell's Half Acre
152 Excelsior Geyser Erupting, Hell's Half Acre
153 Jewell Geyser Erupting, Biscuit Basin
154 Biscuit Basin and Spring
155 Fan Geyser in Eruption
156 Grotto Geyser in Eruption, W. G. B.
157 Grotto Geyser Cone W. G. B.
158 Giant Geyser Cone and Young Faithful Cone
159 Devil's Punch Bowl
160 Castle Geyser Erupting
161 Castle Geyser Cone, Diana's Spring in foreground
162 Constant Geyser Erupting
163 Sponge Spring W. G. B.
164 Beehive Geyser Erupting, Old Faithful in distance
165 Beehive Geyser Cone, Old Faithful Erupting in distance
166 Old Faithfu Geyser Erupting, very fine
167 Old Faithful Geyser Erupting, very fine, no wind
168 Old Faithful Geyser Erupting, end of Eruption
169 Keppler's Cascade from above
170 Keppler's Cascade from below

FOR PRICE LIST OF SLIDES SEE PAGE 127.

171 Lone Star Geyser Cone, Large
172 Lone Star Geyser Erupting
173 Hot Spring, Yellowstone Lake in distance
174 Paint Pots at Lake
175 Larry Catching Trout
176 Larry Matthews Cooking Trout in Hot Spring
177 Trout fishing, Yellowstone River below Lake
178 Yellowstone River Rapids above Keppler's Cascade
179 Yellowstone River at brink of Upper Falls
180 Glimpse of Yellowstone River between Falls from top of Canon
181 Lookout Rock, Canon of Yellowstone River between Falls
182 Crystal Cascade from between Falls Yellowstone River
183 Up Yellowstone River from Lower Falls
184 Grand Falls Yellowstone River, 360 feet from Point Lookout
185 Grand Falls, Yellowstone River, 360 ft. from Inspiration Point showing Point Lookout
186 Grand Canon from Lower Falls, Yellowstone River
187 Down Grand Canon, Dismal View
188 Virginia Cascades from Below
189 Tower Falls from Above
190 Tower Falls, 150 ft. from bottom of Canon
191 Petrified Trees at Yancy's Cook City Road
192 Falls, East Gardner River
193 Falls, Middle Gardner River, 160 ft. from bottom Canon
194 Gardner River Road to M. H. S.
195 Gardner River Road to M. H. S.
196 Jupiter Terraces from below
197 Jupiter Terraces, upper
198 Little Jupiter Terraces, West End
199 Little Jupiter Terraces
200 The New Springs M. H. S.
201 "Bob" Ingersoll Spring M. H. S.
202 Cupid's Cave, Cleopatra's Bowl
203 M. H. S. Hotel and Stage for Cinnebar
204 M. H. S. Hotel, Loading Stage
205 M. H. S. Hotel, Cinnebar Stage Arriving
206 Lower Pulpit Terraces
207 The Pulpits, Pulpit Terraces
208 The Pulpit, Pulpit Terraces
209 Upper Pulpit, Coating Terraces and Specimen Bill
210 Upper Pulpit Terraces and Springs
211 Pulpit Terraces
212 Lower Terraces, Beauty Spring
213 Edges of M. H. Springs
214 Limestone Hoodoos
215 Limestone Hoodoos
216 Golden Gate, Eastward
217 Golden Gate Trestle and "Tourists"
218 Golden Gate Trestle and "Tourists"
219 Rustic Falls of West Gardner River
220 Obsidian Cliffs, Glass Road
221 Monarch Geyser Erupting Norris Geyser Basin
222 Steamboat Vent, Norris Geyser Basin
223 The Ink Bottle, Norris Geyser Basin
224 New Crater Geyser, Norris Geyser Basin
225 Vixen Geyser Erupting
226 Chimney Cone, Extinct Geyser Basin on Mt. Schurz
227 White Domes, Geyser Crater, Firehole Geyser Basin
228 Figure Eight Spring Firehole River between Upper and Middle Geyser Basin
229 Maiden's Grave Spring Road between Upper and Middle Geyser Basin
230 Lion Geyser Cone, Lioness and Cubs
231 Constant Geyser in Eruption
232 Castle Geyser Cone
233 Fan Geyser Erupting Firehole River W. G. B.
234 Castle Geyser Erupting
235 Beehive Geyser Cone
236 Fan Geyser Erupting Firehole River
237 The Sponge Spring W. G. B.
238 Splendid Geyser in Eruption
239 Splendid Geyser after Eruption, Group of Tourists About
240 Grotto Geyser Cone W. G. Basin
241 Crater of Fan Geyser and Firehole River
242 Upper Yellowstone River from Upper Falls
243 Yellowstone River Rapids above and from Upper Falls
244 Grand Canon Trail between Falls
245 Yellowstone River Rapids from Crest of Lower Falls
246 Crystal Cascades, Yellowstone River between Upper and Lower Falls
247 Grand Falls, Yellowstone River, 360 ft. high, near view
248 Grand Falls, Yellowstone River, 360 ft. high, from Point Lookout
249 Virginia, Canon Road
250 Soda Butte, Cook City Road
251 Petrified Trees, Largest at Yancys

From Hayne's Negatives.

252 Gardiner Canon, entrance to Park
253 Mammoth Hotel and Stages
254 Liberty Cap and Mammoth Hotel
255 Minerva Terrace
256 Pulpit Terrace
257 East entrance to Golden Gate
258 Golden Gate and Bridge
259 Obsidian Cliff, Beaver Lake
260 Norris Geyser Basin
261 Virginia Cascades
262 Gibbon Canon
263 Gibbon Falls
264 Mammoth Paint Pots
265 Fountain Geyser
266 Excelsior Geyser, from Road
267 Interior Excelsior Geyser
268 Excelsior Geyser in Action
269 Sapphire Pool, Biscuit Basin
270 Riverside Geyser
271 Grotto Geyser
272 Giant Geyser
273 Crater Oblong Geyser
274 Punch Bowl
275 Castle Well and Castle Cone
276 Castle, Bee-Hive and Old Faithful
277 Old Faithful Geyser
278 Crater of Giantess Geyser
279 Crater of Grand Geyser
280 Keppler's Cascades
281 Lone Star Geyser
282 Shoshone Lake
283 Hot Spring-Cone, Yellowstone Lake
284 Yellowstone Lake
285 Hayden Valley
286 Sulphur Mountain
287 Rapids above Upper Falls
288 Upper Falls from Trail
289 Grand Canon from Brink
290 Point Lookout and Great Falls
291 Inspiration Point
292 Up the Canon from Inspiration Point
293 Down the Canon from Inspiration Point
294 Canon and Falls from Artists' Point
295 Great Falls from below
296 Great Falls near view

FOR PRICE LIST OF SLIDES SEE PAGE 127.

297 Petrified Trees, near Yancey's
298 Tower Falls and Canon
299 In Norris Geyser Basin in winter
300 Foliage near Geysers in winter
301 Great Falls in winter

The above collection of Optical Lantern Slides of Wonderland are the finest published. Every slide is guaranteed perfect.

California.

San Francisco.

1 Montgomery Street, July 4th
2 Palace Hotel
3 Chinese Restaurant, Dupont and Clay Streets
4 Chinese Market, Dupont Street
5 Alley in Chinese Quarters
6 Palace Hotel, Interior Court
7 Roof of Palace Hotel
8 A Street in Chinatown
9 Chinatown
10 Chinese Theatre, Interior
11 Chinese Restaurant
12 Chinese Restaurant, Interior
13 Court of Palace Hotel, Looking In
14 Court of Palace Hotel, Looking In
15 Golden Gate Park
16 Seal Rocks from Cliff House
17 Golden Gate Park
18 Cliff House and Seal Rocks
19 Great telescope, Lick Observatory
20 Eye End of Great Telescope, Lick Observatory
21 Large Transit Instrument, Lick Observatory
22 Mount Shasta above the Clouds

Sacramento.

23 State Capitol Building
24 In the Capitol Grounds
25 Terraces, Capitol Grounds
26 Walk In Capitol Grounds

Yosemite.

27 Yosemite Falls, 2634 ft. high
28 South Canon Falls
29 Yosemite Falls (reflected) 2634 ft
30 Bridal Veil Falls, 940 ft
31 " " " and three Graces
32 Yosemite Falls, Sec. Seward's Party
33 Vernal Falls, 350 ft
34 Mirror Lake
35 " " and Dome
36 The Three Brothers, 4000 ft high
37 Sentinel Rock, 3270 ft
38 North Dome, 3725 ft
39 Half Dome and Washington Column
40 Cathedral Rocks, 2660 ft
41 El Capitan, 3300 ft high
42 Nevada Falls, 700 ft
43 Yosemite Falls, Through the Trees
44 Vernal Falls (Instantaneous)
45 Grand Panorama, looking up the Valley from Foot of Yosemite Falls
46 Yosemite Falls, first view
47 Yosemite Falls, choice view
48 Yosemite Falls, from the foot
49 Yosemite Falls, Profile and Half Dome
50 Yosemite Falls. Upper Falls, 1650 feet high
51 Yosemite Falls and Merced River
52 Vernal Falls
53 Nevada Falls
54 Nevada Falls, Liberty Cap, Clouds' Rest and Little Yosemite Valley
55 Nevada Falls, Liberty Cap and Mount Broderick
56 Bridal Veil Falls, general View
57 Bridal Veil Falls, close view
58 Bridal Veil Falls and Leaning Tower
59 Bridge over Bridal Veil Creek
60 Mirror Lake, Reflecting Mount Watkins and Old Man of the Mountains
61 Sunrise in Mirror Lake
62 Reflections in Mirror Lake
63 Mirror Lake and Mount Watkins, reflected
64 El Capitan Facade, from the South
65 El Capitan Facade, from the South-west
66 El Capitan Profile
67 El Capitan and Merced River
68 El Capitan and Merced River
69 El Capitan, Three Graces and Bridal Veil Falls
70 The Domes
71 South Domes, from Glacier Point
72 South Domes, from Mirror Lake
73 North and South Domes, and Mount Hoffman from Olio
74 South Dome and Mount Hoffman, from Olio
75 North Dome and Merced River, general view
76 North Dome and Merced River, close view
77 South Dome and Clouds' Rest, from Yosemite Falls
78 Clouds' Rest, Royal Arches and the Domes
79 South Dome, Mount Clark and Mount Starr King, from Yosemite Falls Trail
80 South Dome, Glacier Point and High Sierras, from Yosemite Falls Trail
81 Rear View of South Dome and Clouds' Rest from Illillouete
82 Glacier Point from the Valley
83 First View from Inspiration Point
84 Panorama from Inspiration Point
85 Panorama from Inspiration Point
86 Panorama from Artist Point
87 Looking into Yosemite Valley from Yosemite Point
88 Mount Starr King and Glacier Point from top Yosemite Falls
89 End of Glacier Point
90 The High Sierras from Columbia Point
91 Sentinel Rock from the Southwest
92 Sentinel Rock from the West
93 Sentinel Rock and Merced River
94 The Three Brothers
95 Cathedral Spires and Cathedral Rocks
96 Yellow Pines 225 feet high
97 Sugar Pines on the Madeira Road, 11 feet in diameter
98 Yosemite Creek above the Falls
99 Yosemite Creek above the Falls
100 In the Forest
101 Looking back over High Sierras from Yosemite Point
102 Among the Foothills
103 Yosemite Valley from Inspiration Point
104 Yosemite Valley from Inspiration Point
105 Stage at Alder Creek, going to Yosemite
106 Magic Tower at Marion Point—Yosemite Valley
107 Nevada Falls, Side View —Yosemite Valley
108 Yosemite Falls, Upper and Lower—Yosemite Valley
109 Mirror Lake and Mt. Watkins — Yosemite Valley
110 Yosemite Falls and Mirror Lake — Yosemite Valley
111 Yosemite Valley, from above
112 Cathedral Rock — Yosemite Valley
113 Liberty Cap—Yosemite Valley

FOR PRICE LIST OF SLIDES SEE PAGE 127.

114 Climbing the Stairway to Vernal Falls—Yosemite Valley
115 North Dome and Cloud's Rest—Yosemite Valley
116 Indian Camp — Pacific Coast
117 American Group—Sierra Nevada Mountains
118 Devil's Gate — Sierra Nevada Mountains
119 Cathedral Spires—Sierra Nevada Mountains
120 Hoffman Tower—Sierra Nevada Mountains
121 Main st.—Los Angeles
122 Spring st.— "
123 Arroyo Bridge — L. A. and San Gabriel Valley Railroad
124 Hotel Raymond—Pasadena
125 Pasadena, from Linda Vista
126 South Pasadena, from the Raymond
127 Picking and Packing Oranges—Pasadena
128 Prickly Pear Cactus
129 Marengo ave. — Pasadena
130 Orange Grove ave. — Pasadena
131 California Garden
132 Fig Tree
133 Pear Tree
134 Grove of Cactus Plants
135 Devil's Gate — Arroyo Seco
136 Sierra Madre Mountains, from the Raymond
137 Sierra Madre Villa
138 Baldwin's Ranch — San Gabriel
139 Vineyard — Baldwin's Ranch
140 Pampas Grass Farm
141 Banana Tree
142 California Fern
143 Bloom of Spanish Dagger
144 Century Plant Bloom
145 Smith's Canon — Sierra Madre Mountains

Mariposa, Big Trees

146 Washington, 87 feet circum
147 Mother of Forest, 350 ft. high, 63 ft. circum.
148 Pride of the Forest, 45 feet in circumference
149 Abraham Lincoln, 281 feet high, 44 feet circumference
150 U. S. Grant, 55 feet circumference
151 Mariposa Grove, Big Trees
152 General View at the Cabin
153 Group of Big Trees
154 Nine Big Trees
155 Wawona Tunnel Tree (Distant view showing entire Tree)
156 Wawona Tunnel Tree (Front view, close)
157 Wawona Tunnel Tree (Back view)
158 Wawona Tunnel Tree Back view, close)
159 Wawona Tunnel Tree (Side view)
160 Looking out of Wawona
161 Grizzly Giant, 295 feet high
162 Section of Grizzly Giant 90 feet circumference
163 The Sentinels
164 Ohio and Grant
165 Beecher and Three Sisters
166 Haverford and Keystone
167 Lincoln and Washington
168 Felice (337 feet high) and other Big Trees
169 Section of Felice, 25 feet diameter
170 Fallen Big Tree, fell November, 1866
171 Wawona Hotel
172 Merced River near Wawona Hotel

Santa Monica

173 Hotel Arcadia
174 Mountains, from the Arcadia
175 Up the Beach, from the Arcadia
176 Down the Beach, from the Arcadia
177 Looking down the Beach
178 The Coast and Surf
179 " " " "
180 Rocky Coast
181 " "
182 " "
183 Tunnel Rock
184 " " (Close view)
185 Black Rock
186 The Diatom Bluffs (General view
187 The Diatom Bluffs (Close view)
188 From Top of Diatom Bluffs
189 Tobogganing
190 Grand Panorama
191 Beach and Bathing
192 Beach and Bathing
193 Encampment on the Beach
194 Bee Ranche
195 Cathedral at Monterey
196 Railway Ferry Landing Oakland
197 Truckee Station, Pacific R. R.

Monterey.

198 Hotel Del Monte
199 Live Oak
200 Forest in Del Monte
201 Arizona Garden, Del Monte
202 Rose Garden of Casino, Del Monte
203 Old Live Oak, Del Monte
204 Flower Beds

Santa Barbara.

205 Facade of Old Mission
206 Cloister of Old Mission
207 Mission Canon
208 Mission Canon, looking West
209 Birds-Eye View
210 Harbor
211 Large Grape Vine, Mortecito
212 Fountain and Old Mission
213 De la Guerra

San Gabriel.

214 The Mission
215 Mammoth Grape Vine
216 Cacti Hedge
217 Old Ruin near San Gabriel
218 Steps of Old Spanish Mission
219 Steps of Old Spanish Mission
220 The Belfry, San Gabriel Mission
221 Old Bells from San Gabriel Mission
222 Twin Fan Palms, on Road to San Gabriel
223 Street in San Gabriel

Santa Cruz.

224 Coast. Natural Bridge
225 Beach. Low Arch

San Diego.

226 Hotel Del Coronado, East front
227 Hotel Del Coronado, Ocean front
228 Hotel Del Coronado Court Yard
229 Date Palms, Old Town
230 House where Ramona was Married, Old Town
231 Fifth Street, from D Street
232 M. E. Church Block
233 Santa Fe R. R. Station

Catalina Island.

234 Steamship Landing, Avalon
235 Avalon Harbor
236 Steamship Hermosa
237 Sugar Loaf, Avalon
238 Tia Juana, Nat. City and Otay R. R., Mexican Border

Pasadena.

239 Eucalyptus Avenue Baldwin's Ranch
240 The Lake, Baldwin's Ranch
241 Orange Grove, Baldwin's Ranch
242 The Vineyard, Roses Ranch
243 Tropical Plants, Sierra Madre Villa
244 Palm Tree, Sierra Madre Villa
245 Pasadena Canon, near Pasadena
246 The Grand Opera House
247 Live Oak, Orange Grove Ave.
248 Century Plant in Bloom
249 Banana Tree
250 A Vineyard, Sierra Madre in distance
251 Orange Grove and Mt. San Antonio
252 Fremont's Trail, Arroya Seco

FOR PRICE LIST OF SLIDES SEE PAGE 127.

253 Falls and Eaton Canon, Sierra Madre
254 Roadway Tunnel, Johnson's Ranch
255 Umbrella Tree in Bloom
256 A Bee Ranch

Los Angeles.

257 Panorama, looking South
258 Panorama, from Crocker's House
259 On the Boulevard
260 Road View
261 Panorama
262 The Plaza
263 Panorama, South-East
264 Panorama, from 2d St. Hill. Cable Road
265 Panorama, West
266 Mountains at Bagdad
267 Mountains at Bagdad
268 Mojave Indians at the Needles
269 Mount Shasta, from Sissons

Sporting Series.

1 Old Ephram. Settled at last
2 A Performing Bear (standing)
3 First day's luck—Sorry I killed him. Elk and Horseman
4 Won't take long to Peel Him. Elk and Hunter
5 Success after a hard climb. Elk and Hunter on Mountain side
6 Hunting for Ducks. Carrying canoe on his back
7 Along the channel—In canoe with Decoys
8 In a Mallard Hole
9 Coming to Shore. Hunter in canoe
10 Laying Low for a Shot. In the reeds
11 Up Black Dog Creek Two Canoes and Hunters
12 Picking them up. Hunter in canoe
13 Under Way—Paddling
14 The Ducks Must Suffer
15 Off to the Pass
16 Wild Geese on Shore
17 Deer Surprised at Home
18 Our Outfit on the Yellowstone River
19 Our Camp in the Rockies
20 Trout Fishing on Cash Creek
21 Fishing Party on Yellowstone Lake
22 Trout Fishing, Willow River
23 Deer Hunters' Shack. (Deer hung up)
24 Duck Hunters' Camp
25 Across the Carry at last
26 A Big Back Load
27 Skinning a Prong Horn
28 He is Our Meat. (Antelope)
29 A Long Shot from the Saddle
30 A Load. Three Antelopes on the Saddle
31 Give it to Her? Packing
32 Innocence. Two ponies, packed
33 Successful. Antelope on Saddle
34 A real, live Cowboy
35 Hurrah? Down at last. (Dead buck)
36 Taking Breath on a Side Hill. Toboggan loaded, and hunters
37 A Shot Just for Fun
38 Duck Hunters. The Morning Start
39 The Evening Return. All back
40 Cooking Supper in Camp
41 Coasting Along Shore in Canoes
42 Dinner in Camp
43 Packing Canoes Across the Carry
44 Landing a thirty-four pound Muskalonge
45 Landing at the Carry
46 A Bark Lean-to, Our Camp
47 Our Camp on Trout Creek
48 Landing Canoes at the Landing
49 Lifting Canoes over the Rapids
50 Rapids Ahead. (Very fine)
51 A Traveler. Birch Canoe
52 Coming down River. Canoe and Ladies
53 A Picturesque Camp on Nipigon River
54 Fishing at Black Trout Creek
55 Five Canoes starting from the Island Portage
56 Camp at Pine Portage. Fish and Bearskin
57 A Great Sufficiency—String of large Trout
58 Camping at Big Canoe Portage. Landing and Canoes
59 A Morning's Catch—Backload of Trout
60 Fishing at White Water Rapids
61 Fishing below Virgin Falls, Nipigon River
62 Down. "My Snowshoe's Caught"
63 Camping in the Snow
64 Prairie Chickens in Stubble
65 Wood Duck on Bog
66 A Lonely Camp
67 A Sure Thing—Shooting a Black Tail
68 In Camp at last with him
69 Our Bunch of Ponies
70 The Old Chief's Camp
71 Trout Fishing at Slough Creek Falls
72 Catching a Two-pounder
73 Slough Creek, in Marston's Meadows, Wyoming
74 Landing a Daisy, Slough Creek
75 Ready to start, from Soda Butte Ranch
76 Packing, laying the Diamond
77 Packing! Ready! Pull!
78 Packing! Ready again!
79 Packing! All Packed!
80 The Old Guide
81 Out of Luck to-Day
82 Fishing from Canoe. A Favorite Hole
83 Fishing from Canoe. In the Landing Net
84 Bound Down River. Four Loaded Canoes
85 O'Brien's Landing on Brule River
86 Gichee Gumee Camp, Brule River
87 Gichee Gumee Camp, Landing
88 Up River from Gichee Gumee Camp
89 McNight's Landing, Brule River
90 An Eddy on the Brule River
91 The Falls of the Brule River
92 The Head of the Falls, Brule River
93 The Landing at Hart's Camp
94 Mountain Lion in Bottom Lands. A Snap Shot with a Camera
95 The Lucky Man to-day
96 With Canoe well loaded with Duck
97 Our Landing at Heron Lake, and Canoes
98 Our Landing and Camp, Lake Heron
99 Among the Black Rushes with Decoys
100 Our Lucky Day in Camp
101 Poling up the Rapids
102 Pulling Canoes over Rapids
103 Across the Lake above Falls
104 Balsam Lake, Wisconsin
105 Black Bass, Finch Kuby Catch
106 Twenty Black Bass, Balsam Lake
107 Landing a Black Bass
108 Black Bass Two at a Time

Indians.

1 Piah and other Ute Chiefs
2 Squaw and Pappoose
3 War Chief's Tent
4 Camp of Colorow's Band
5 " " "
6 A Camp at Los Pinos
7 " " "
8 Piah's Pappoose
9 Group of Ute Chiefs at the Denver Exposition

Camps, Etc., Etc.

10 Camping in Middle Park
11 A Camp in a Quaking Asp Grove

FOR PRICE LIST OF SLIDES SEE PAGE 127.

12 Burros Packed for a Mountain Trip
13 "Carbonate Bill," Prospector
14 Mining, at the mouth of the Tunnel
15 Packing—Cinching the Aparejo
16 Packing — Putting up the Load
17 Packing—Cinching the Load
18 Packing—The last Pull
19 The Three Graces
20 Mountain Milk Cart
21 The Fauna of Colorado —Head of an Elk
22 The Fauna of Colorado —Elk Lying Down
23 The Fauna of Colorado —Head of Black Tail Deer
24 The Fauna of Colorado —Head of Antelope
25 The Fauna of Colorado —Head of Mountain Sheep
26 The Fauna of Colorado —Head of Buffalo
27 The Fauna of Colorado —Coyotes
28 The Fauna of Colorado —Mountain Lion
29 The Fauna of Colorado —Sage Hens
30 The Fauna of Colorado —Ptarmigans
31 A Day's Hunting in Middle Park
32 Study of Burro's Head

Portraits of, or full Figure Pictures of Sioux Indians Made out of Doors.

33 Maza-i-casuawin and Anpa-ohdi-najin
34 Sioux Brave
35 Warpi - yah - dinajin. (Chippewa)
36 Ja-tanka-nau-jitan, or One Buffalo, and Maza-i-yahdewin
37 Ja-ka-nahnamani, Sioux Chief, Walking on Stone and Ju-kau-cauh-diska
38 Wauhesa
39 Wakauh-dihiyaye and Heipi or Third Sow
40 Asha-ayape
41 Ka-kareh-yauge
42 Red River, River Cart and Half Breeds
43 Old Indian Shaping Canoe Ribs
44 Setting up a Birch Canoe
45 Sewing edges of Bark together. Canoe Building
46 Smoking Buckskin over Smudge
47 Group of Indians about Camp-fire
48 Squaw Cooking Dinner
49 Squaws braiding Rush Mats
50 Squaw braiding Rush Mats
51 Indian Camp, Ojibway
52 The Young Ladies at Home. Ojibway Camp
53 Ojibway Children in Camp
54 Jno. Ratskin's Family
55 Group Ojibway Squaws
56 Ojibway Squaws Cooking Dinner
57 Ojibway Children
58 Deserted Camp and Grave House
59 Deserted Camp and Grave House

THE PINE RIDGE AGENCY INDIAN OUTBREAK.

(ILLUSTRATED)

BY MORE THAN SIXTY CAREFULLY SELECTED SLIDES.

Photographed on the Spot.

Only eleven of this Comprehensive List are made from engravings and these numbers are marked with a single dagger. Slides of this Series cannot be returned and are not subject to exchange.

PRICES:

Plain,	*$0 50 each*
Colored, Wood Mounted,	*1 50 each*
Colored, Unmounted,	*1 25 each*

1 Wounded Knee Battlefield
2 Gathering up the Dead, Battle Wounded Knee
3 Burial of the Dead, Battle Wounded Knee
4 Birds-eye View of Canon at Wounded Knee
5 Soldiers on Guard over Indian Camp at Wounded Knee
6 Pine Ridge Agency. North View
7 Pine Ridge Agency. Birds-eye View Indian Village
8 Pine Ridge, Sioux Camp
9 Pine Ridge, Church and Indians
10 Pine Ridge, Birds-eye View General Brook's Camp
11 Pine Ridge, U. S. Camp
12 Pine Ridge, General Carr's Camp
13 Pine Ridge, Grand Council between "Hostiles" and "Friendlies," Chief Talking Bear talking
14 Pine Ridge Agency, Chiefs in War Paint, Miss Sickles in centre of group
15 Pine Ridge Agency, General Miles and staff
16 Medicine Man throwing dust in air, the Signal to begin Firing
17 Pine Ridge Agency, Sioux preparing for War Dance
18 "Medicine Man" Dead on Field of Battle. This Chief made the Indians believe that their shirts were bullet proof
19 Camp of "Chief Young Man Afraid of His Horses."
20 Portrait "Young Man Afraid of His Horses"
21 Headquarters of Quartermaster, Group, Agent's House, Staff Officers
No. 1 Buffalo Bill
" 2 Young Man Afraid
" 3 General Brooks
" 4 General Miles
22 Indians in Council
23 Chief Little Wounds' Camp
†24 Braves Leaving Reservation
25 Portrait Sitting Bull
26 Portrait Louis, Sitting Bull's Son
27 Portrait "Crow Foot," Sitting Bull's Son, 12 years old, who surrendered his father's sword after the Custer War
28 Ration day at Pine Ridge
29 Beef Issue at Pine Ridge
30 Chief "Big Road" and Camp
†31 War Council of the Sioux
32 Portrait Chief "John Grass," Chief Justice of the Sioux
33 Chief "Fast Thunder's" Camp
34 Friendly Indians at Dinner
35 Portrait "Chief Gall"
†36 "Sitting Bull" Addressing his Followers

FOR PRICE LIST OF SLIDES SEE PAGE 127.

37 Group of Ghost Dancers
38 Group:
No. 1 Chief "Kicking Bear"
No. 2 "Young Man Afraid of His Horses"
No. 3 "Standing Bear"
39 Portrait "Red Cloud"
40 "Jack Red Cloud," the Old Chief's Son, a Good Indian
†41 Ghost Dancers at "Wounded Knee"
†42 Ghost Dancers near "Pine Ridge"
†43 Chief "Big Foot" Dead on Field of Battle
44 Indian Burial, Body on Platform of Poles
45 Capture and Death of Sitting Bull
46 Indian Police on Parade
47 General Brooks and Staff
48 Generals Miles, Brooks and staff at Mess in tent
49 Wounding of Lieutenant Hawthorne
50 Portrait "Running Antelope"
51 "Omaha Dance"
52 Interior "Red Cloud's" Cabin
†53 U. S. Infantryman in Winter Uniform
†54 U. S. Trooper in Winter Uniform
55 Chief "Crazy Bear"
56 Group of Leaders of the Hostiles:
No. 1 Chief "Two Strike"
No. 2 Chief "Crow Dog"
No. 3 Chief "High Hawk"
57 Comprehensive Group of the "Leading Spirits" of the Hostiles brought to Fort Sheridan, Chicago, and taken by "Buffalo Bill" with his "Wild West Show" through Europe
No. 1 Crow Cane
" 2 Medicine Horse
" 3 Call Her Name
" 4 Kicking Bear
No. 5 Short Bull
" 6 Come and Grunt
No. 7 High Eagle
" 8 Horn Eagle
" 9 Sorrell Horse
" 10 Scatter
" 11 Standing Bear
" 12 One Bear
" 13 Standing Bear No. 2
No. 14 Kills Close to Home
No. 15 One Star
" 16 Knows His Voice
No. 17 Bring White Horse
No. 18 Take the Shield Away
No. 19 Brave
58 Group of same Chiefs as in No. 57. but in U. S. Uniforms; No. 57 shows them in Native Dress
†59 Finding of "Lost Bird" the "Little Papoose," Three Days after the Battle of Wounded Knee

"LOST BIRD."

Philadelphia Times: The battle of wounded Knee was followed by a severe blizzard. On the fourth day, when this had abated, an old squaw called Yellow Bird, one of the friendly Indians, in wandering about the field discovered a baby girl. She was in the "postan," the board or basket on which the Indian women carry their babies, by the side of her dead mother. The soles of her little feet and the top of her head were frozen, otherwise, marvelous to relate, she was perfectly well.

Yellowbird took the child home and cared for her a day. Then she carried her to the hostile camp. General Colby, of Beatrice, Neb., heard of the baby and wanted to adopt her, so two ladies, one of them Mrs. Acy, persuaded Yellow Bird to go into the hostile camp and get the papoose. This she did.

The papers were then drawn up by which General Colby legally adopted the baby. He called her Marguerite Elizabeth, for the two ladies that accompanied Yellow Bird into the hostile camp, and brought her safely to him. The Indians called her "Jintka Lanuni," which means Lost Bird.

Mrs. Colby, who is in Washington, approves of calling her little girl her Indian name, and says that if we hear of her in the future, it will be as Jintka Lanuni.

When Jintka Lanuni was brought to the General she was clad in a red flannel shirt and a blue flannel dress. Now she owns eight white frocks, and a white cashmere coat and cap. She takes kindly to civilized life, and delights in her daily bath. She probably never enjoyed this luxury before her adoption. Her little head and feet are almost well.

Mrs. Colby was on her way East at the time of the Indian trouble, and the baby is in charge of her sister, who describes her as being about six months old, "as fat as a little pig," with dusky skin and dark eyes, and so good natured and smiling that everybody that sees her loves her. Mrs. Colby, though she has not seen her, talks proudly of "My baby." She and the General will carefully educate the little Indian girl and teach her to be a good and useful woman.

It seems almost a miracle that this tiny baby should have survived during those stormy days. One can not but think that she lived for a purpose, and it may be that in future years her own race will rise up to bless the name of Jintka Lanuni.

60 Portrait Chief "Rain in the Face"
†61 Portrait General Miles
62 Indians on the Trail
63 Chief "Standing Elk," Lieutenant to Chief Little Wound; Chief "Black Horse"
64 Group:
No. 1 Chief Two Strike
No. 2 Major Burke
" 3 Chief Short Bull
" 4 Chief Big Talk
" 5 Scout Frank Gerard
No. 6 Chief Kicking Bear
No. 7 Chief Good Lance
No. 8 McDonough

Mexico.

City of Mexico.

1 Chapultepec Castle
2 The Cathedral
3 Aztec Calendar-Stone, Cathedral
4 Aztec Stone Idol
5 Church of La Santissima
6 Native Cart and Ox-Team
7 Native Water-Carrier
8 Specimen of Spanish Window in Church of San José, 1720
9 Woman in Holiday Attire
10 Fruit-Stand
11 Market-Woman
12 Market Boat
13 " "
14 Collecting Pulque
15 Ox-Team Yoked to the Horns
16 Jacal Native Hut
17 Harbor of Vera Cruz
18 The Hernan Cortez Tree
19 Chapel of Our Lady of Guadaloupe
20 A Family Group
21 A Mexican Beggar
22 " Home

FOR PRICE LIST OF SLIDES SEE PAGE 127.

23 Termination of the Aqueduct
24 Aztec Sacrificial Stone
25 The Cathedral
26 " " and Plaza
27 Street View
28 In the Park
29 Market Day (instantaneous)
30 Fountain in the Plaza
31 A Burro Train
32 The Bandana Seller
33 Pottery Seller
34 Burro and Driver
35 The Water Carrier
36 The Orange Market
37 Chicken Peddler
38 Mexican Porter
39 Mexican Farm Yard
40 " Ploughman
41 " Hacienda
42 " Pack Train
43 " Saloon
44 " Barracks
45 Cathedral Guadaloupe
46 " " the Facade
47 Cathedral Guadaloupe, the Plaza
48 Mexican Beggar Woman
49 An old Shrine
50 Hotel Jardiro, Inner Court
51 The House Tops
52 A Bread Boy
53 Birds-eye View
54 View from Chapultepec
55 From the Castle Plaza Chapultepec
56 The Terrace, Chapultepec
57 In the Hanging Gardens Chapultepec
58 In the Hanging Gardens Chapultepec
59 The Mountains, from Chapultepec
60 Garden of Maximillian's Palace, Chapultepec
61 Maximillian's Palace, Chapultepec
62 The Old Tree, Chapultepec
63 Old Mexican Fountain and Aqueduct
64 Interior Court of a Mexican House
65 Ante-Room of a Mexican House
66 Mexican Cavalry Officer
67 Mexican Cavalry in line of Battle
68 Mexican Cavalry Manouvering
69 A Mexican Kitchen
70 General View of City
71 Patio of Hotel Iturbide
72 Panorama from Hotel Iturbide
73 Corridor of Hotel Iturbide
74 Cathedral and Plaza
75 Market
76 Street Market Scene
77 Bull Fight, entrance of the fighters
78 Bull Fight
79 Bull Fight, Removing the Dead Bull

La Viga Canal.

80 Early Morning on the Canal
81 Native Barges
82 Native Washerwomen
83 Unloading for Market
84 The Market
85 On the Canal
86 A Native Gondolier
87 Market Boats
88 Market Place
89 Upper End
90 Landing Place, Upper End
91 Custom House
92 Shipping Pulque
93 Washerwomen
94 Ela Mer Cada, La Viga Canal

Pasquarra.

95 Pasquarra Lake
96 Santa Catalina Convent
97 The Old Church and Plaza
98 Mexican Flour Mill
99 Old Mexican Ox-Cart

Cholula.

100 Aztec Pyramid
101 Panorama
102 Old Fountain and Water Carriers
103 Old Church built by Cortez
104 Stairway and Chapel on the Pyramid of Cholula

Puebla.

105 Panorama, Showing Popocatapetl
106 A Street View
107 In the Market
108 Old Houses
109 The Market
110 Group of Burros
111 Beggars
112 The Suburbs
113 The Plaza
114 A Street Crowd
115 The Plaza Major
116 Street and Church of San Cristobal
117 Street Showing Cathedral
118 Panorama, Showing Popocatapetl
119 Panorama, Showing Iztaccihuatl
120 Panorama
121 Hotel America
122 Church of San Francisco
123 A Busy Street
124 A Group of Burros
125 Street near the Plaza
126 Calle de Mercaderes

Vera Cruz.

127 The Plaza
128 " "
129 The Harbor and Castle
130 " " "
131 Street View and Cathedral
132 Old Adobe Church
133 The Alameda
134 Governor's Palace
135 Patio of Hotel Universal
136 Street on the Alameda
137 Panorama from the Harbor
138 Lanteel Boats
139 Church of the Ascension
140 Panorama
141 "
142 "
143 "
144 Native Village (Suburbs)
145 Fort of San Juan de Ullua
146 The Scavengers
147 Scavengers of Vera Cruz

Celaya.

148 Church and Plaza
149 Church of Our Lady of Carmen
150 The Alameda
151 Church of San Augustin
152 Market Place

Morelia

153 The Old Aqueduct
154 Church of Gaudaloupe
155 " " and Plaza
156 Ancient Bull Ring
157 Cathedral Tower
158 The Cathedral
159 A Street view
160 Panorama from Belfry

Guanahuata.

161 City of Mountains
162 Street Fountain. (Inst)
163 Panorama
164 Cathedral and Plaza
165 Street and Market
166 Birds-eye View

Orizaba.

167 The Peak from Vera Cruz R. R.
168 The Station
169 The Peak from Vera Cruz R. R.
170 Scenery from Hotel De La Borda
171 The Cathedral
172 Scenery from Hotel De La Borda
173 Scenery at Orizaba
174 In the Alameda
175 " "
176 A Picturesque Street
177 A Native Wattled Hut
178 Street and Cathedral
179 A Native Pataya Plant
180 On the Rio Blanco
181 Old Houses
182 Ruins of Ancient Bull Ring
183 Mexican Kitchen
184 A Tropical Avenue
185 Tropical Scenery
186 Cerro de la Escamela
187 Street View
188 On the Rio Blanco
189 Native Carriage
190 Old Gateway
191 On the Road to Tuxpango
192 Sugar Estate

Guadalajara.

193 Rio San Juan de Deos
194 Ox Team Yoked to Horns
195 The Cathedral
196 Hotel Cosmopolita
197 Casa Municipal

FOR PRICE LIST OF SLIDES SEE PAGE 127.

198 Palace of Governor General
199 Old Walls
200 El Casa de Caridad
201 The Alameda
202 Church of San Jose. (Interior)
203 Street Scene
204 Mule Carts
205 Donkey Water Carriers

Cordova.

206 An Old Wall
207 A Fancy Garden
208 A Lane in the Tropics
209 A Street Corner
210 Native Washerwomen
211 Banana Grove and Ancient Bridge
212 Native Fireworks Shop
213 Street and Mountains
214 Hotel Dilligensias
215 Street Scene in the Tropics
216 Esteban
217 Road in Coffee Plantation
218 A Bank of Ferns
219 Native Hut by the Wayside
220 Pineapples
221 A Hilly Street
222 An Old Street Corner
223 Jacinto. (Servant)
224 Fruit Sellers
225 Native Huts, Environs of Cordova

Irapuata.

226 Ancient Church and Plaza
227 Pottery Market
228 Market Place
229 Strawberry Venders
230 The Plaza
231 A Coffee Stand

Tolucca.

232 Court of Hotel Leon de Oro
233 Principal Street
234 The Cathedral
235 Christ Church

Chihuahua.

236 Cathedral, full view
237 " Grand Entrance
238 Cathedral and Plaza
239 " and Street
240 Church of San Filipo
241 " Guadaloupe
242 Mexican Adobe Houses
243 Roof Dwellings
244 Aqueduct
245 A Loaded Burro
246 Apaches Squaw Prisoners
247 Zacatecas Panorama
248 Old Bridge at Acambaro
249 R. R. Restaurant on Mexican Central R. R.
250 The Fairlie Engine
251 Paso del Norte, from the Church
252 Paso del Norte, from the Cathedral
253 Station of San Jose, M. C. R. R.
254 Chihuahua, Panorama from the East
255 Chihuahua, Panorama from the West
256 Chihuahua, Panorama from the Mint
257 Chihuahua, Panorama from the Mint
258 Chihuahua, Panorama from the Cathedral
259 Chihuahua, Panorama from the Cathedral
260 Chihuahua, Panorama from the Cathedral
261 The Cathedral
262 East Door of the Cathedral
263 North, or Front Door of the Cathedral
264 In the Bell Tower
265 Fountain in the Plaza
266 Street Merchants
267 The Mint
268 Hidalgo's Prison in the Mint
269 Church of Guadaloupe
270 Church of San Francisco
271 Church of San Francisco
272 The Corridors
273 In the Market
274 Pasco de Guadaloupe
275 Pasco de Guadaloupe
276 Pasco de Guadaloupe
277 Wash Day on the Pasco
278 Wash Day on the Pasco
279 Oxen and Carreta
280 Water Cart and Donkey
281 Section of Old Aqueduct
282 Zacetecas, from the Railway
283 Zacetecas, from the Railway, Showing Train
284 Zacetecas, from the South
285 Zacetecas, from the South
286 Zacetecas, from the Bufa
287 Zacetecas, from the Bufa
288 Zacetecas, from the Bufa
289 Zacetecas, from the Chapel on the Bufa
290 Zacetecas, the Fountain
291 Zacetecas, the Fountain
292 Zacetecas, the Alameda
293 Zacetecas, Yucca Palms
294 Aguascalientes, the Plaza
295 Aguascalientes, the Palace
296 Aguascalientes, Monument in the Plaza
297 Aguascalientes, the Paroqua
298 Aguascalientes, Church of Guadaloupe
299 Aguascalientes, Church of San Marcos
300 Aguascalientes, the Alameda
301 Aguascalientes, Bath House at Hot Springs
302 Aguascalientes, Bath House at Hot Springs
303 Washing at the Hot Springs
304 The Hot Spring Pool
305 In the Garden of San Marco
306 In the Garden of San Marco
307 Pottery Market
308 Fountain in the Market
309 A Market Scene
310 Ferraterria (Hardware Merchant)
311 Zapataria (Shoemaker)
312 Tortillas, Grinding the Grain
313 Tortillas, Making the Cake
314 The Encarnacion Bridge
315 Lagos, General View, Showing Cathedral
316 Lagos, the Cathedral from the River
317 Lagos, River View
318 Lagos, the Cathedral
319 Lagos, the Bridge
320 Salamanca, the Plaza
321 Salamanca, the Plaza
322 Salamanca, the Churches
323 Salamanca, the Churches
324 Salamanca Well and Water Carriers
325 Salamanca, Well and Water Carriers
326 Salamanca Cactus Studies
327 Salamanca Cactus Studies
328 Salamanca Cactus Studies
329 Salamanca Cactus Studies
330 Salamanca Cactus Studies
331 Salamanca, the Pet
332 Salamanca, Straw Cottages
333 Guanajuato, General View from the South Side
334 Guanajuato, General View from the South Side
335 Guanajuato, General View from the North Side
336 Guanajuato, General View from the North Side
337 Guanajuato, Street Market
338 Guanajuato, Water Carriers at the Fountain
339 Guanajuato, Study of a Water Carrier
340 Queretaro, Panorama from the Church of De La Cruz
341 Queretaro, Panorama from the Church of De La Cruz
342 Queretaro, Fountain near the Church
343 Queretaro, Fountain of Santa Clara
344 Queretaro, Fountain in the Market
345 Queretaro, Fountain in the Market
346 Queretaro, Market Scene
347 Queretaro, Street Scene
348 Queretaro, Pottery Market
349 Queretaro, the Aqueduct, with Train
350 Queretaro, the Aqueduct, with Train

FOR PRICE LIST OF SLIDES SEE PAGE 127.

351 Queretaro, the Aqueduct, with Train
352 Queretaro, the Aqueduct, Distant View
353 Maximillian's Monument
354 Hercules Cotton Mill
355 Hercules Cotton Mill, the Court
356 The Cut of Nochistongo
357 City of Mexico, the Palace, from the Cathedral
358 City of Mexico, the Palace, from the Cathedral
359 City of Mexico, the Palace, from the Cathedral
360 City of Mexico, Popocatapetl and Ixtaccihihuatl, from the Cathedral
361 City of Mexico, East from the Cathedral
362 City of Mexico, Northeast from the Cathedral
363 City of Mexico, North from the Cathedral
364 City of Mexico, Northwest from the Cathedral
365 City of Mexico, Southwest from the Cathedral
366 City of Mexico, the Cathedral
367 City of Mexico, the Cathedral
368 City of Mexico, Calle Plateros
369 City of Mexico, Church of Hypolito
370 City of Mexico, Church of Guadaloupe
371 City of Mexico, Church of Guadaloupe, Interior
372 City of Mexico, Chapel of Guadaloupe
373 City of Mexico, Chapel of the Spring. Side
374 City of Mexico, Chapel of the Spring. Front
375 City of Mexico, Chapel of the Spring, Interior
376 City of Mexico, Fountain, in Square of San Domingo
377 City of Mexico, Fountain of Salto del Agua
378 City of Mexico, Fountain, near the Garden of Chapultepec
379 City of Mexico, Study of Aguadores
380 City of Mexico, Study of Aguadores
381 City of Mexico, Study of Aguadores
382 City of Mexico, Study of Aguadores
383 City of Mexico, Study of Aguadores
384 City of Mexico, Study of Aguadores
385 City of Mexico, Domestic Interior, Making Tortillas
386 City of Mexico, Domestic Interior, the Kitchen
387 City of Mexico, Domestic Interior, Family Group
388 City of Mexico, Lavenderas (Washerwomen)
389 City of Mexico, Street Market
390 City of Mexico, Pulqueria and Carreta
391 City of Mexico, Studies of Cargadores
392 City of Mexico, Studies of Cargadores, Aqueduct and Fountain
393 City of Mexico, Studies of Cargadores, Aqueduct and Fountain
394 City of Mexico, Studies of Cargadores, Aqueduct
395 City of Mexico, Studies of Cargadores
396 City of Mexico, Studies of Burro with Pottery
397 City of Mexico, Statue of Columbus
398 City of Mexico, the Alameda
399 City of Mexico, the Tree and Church of Noche Triste
400 City of Mexico, the Tree and Church of Noche Triste
401 City of Mexico, Old Church at Popotla
02 City of Mexico, Court of the National Museum
403 City of Mexico, Sacrifice Stone
404 City of Mexico, the Idol Taoyaomiqui
405 City of Mexico, the Idol Taoyaomiqui
406 City of Mexico, Calendar Stone
407 City of Mexico, Group of Idols in National Museum
408 City of Mexico, Group of Idols in National Museum
409 City of Mexico, Serpentine Bust of the Goddess Centeotl
410 City of Mexico, Huitzilopochtli in National Museum
411 City of Mexico, Base of Carved Vase, National Museum
412 City of Mexico, Collections of Idols and Pottery, Winged Vase
413 City of Mexico, Collections of Idols and Pottery
414 City of Mexico, Collections of Idols and Pottery
415 City of Mexico, Collections of Idols and Pottery
416 City of Mexico, Collections of Idols and Pottery
417 City of Mexico, Collections of Idols and Pottery
418 City of Mexico, the Castle of Chapultepec from a Maguey Field
419 City of Mexico, the Castle of Chapultepec from a Maguey Field
420 City of Mexico, the Castle of Chapultepec the Gardens
421 City of Mexico, the Castle of Chapultepec Soldiers' Monument
422 City of Mexico, Montezuma's Tree
423 City of Mexico, Montezuma's Tree
424 City of Mexico, Grove of Chapultepec
425 City of Mexico, Grove of Chapultepec
426 City of Mexico, Grove of Chapultepec
427 City of Mexico, Grove of Chapultepec
428 City of Mexico, Canal de la Viga, Market Day
429 City of Mexico, Canal de la Viga, Market Day
430 City of Mexico, Canal de la Viga, Boat Scenes
431 City of Mexico, Canal de la Viga, Boat Scenes
432 City of Mexico, Canal de la Viga, Boat Scenes
433 City of Mexico, the Garita de la Viga
434 City of Mexico, Straw Cottage at Ixtacalco
435 City of Mexico, the Chinampas
436 City of Mexico, Bust of Gautamozin
437 Popocatapetl, from Amecameca
438 Ixtacchihuatl, from Amecameca
439 Ixtacchihuatl, from Tlamacas
440 Popocatapetl, from Tlamacas
441 View in the Crater of Popocatapetl
442 View in the Crater of Popocatapetl
443 Tlamacas
444 Cloud Effect from Tlamacas
445 Sacramonte, the Stairway
446 Cuautla, Street Views
447 Cuautla, Street Views
448 Cuautla, Court with Palm
449 Cuautla, the Scavengers
450 Cuaulta, Sugar Mill
451 Cuaulta, Street Groups
452 Cuaulta, Street Groups
453 Pyramids of San Juan Teotihuacan
454 Pathway of the Dead and Pyramid of the Moon
455 Pyramid of the Sun, from the Pyramid of the Moon
456 Pyramid of the Sun, from Pyramid of the Moon
457 Pyramid of the Sun, from Pyramid of the Moon

FOR PRICE LIST OF SLIDES SEE PAGE 127.

458 Idol found near the Pyramid of the Moon
459 Charnay Excavations
460 Church of SanSebastian
461 Texcoco, the Cathedral
462 Texcoco, the Court
463 Texcoco, Fountain in the Plaza
464 Texcocingo, Ancient Stairway
465 Texcocingo, Ancient Excavations
466 Texcocingo, View from the Summit
467 Puebla, General View from Cathedral
468 Puebla, General View from Cathedral
469 Puebla, General View from Cathedral
470 Puebla, the Hotel Diligencias
471 Puebla, the Cathedral
472 Puebla, the Bells in the Tower
473 Cholula, the Pyramid
474 Cholula, the Pyramid Front
475 Cholula, Interior of Chapel on Pyramid
476 Cholula, from the Pyramid
477 Cholula, View Looking East, Showing Malinche
478 Pulquero, in Maguey Field near Pyramid
479 Orizaba, from the Bridge Looking Up
480 Orizaba, from the Bridge Looking Down
481 Orizaba, from the Bridge
482 Orizaba, from the Bridge
483 Orizaba, from the Bridge
484 Orizaba, a Street View
485 Orizaba, Lane of Banana Palms
486 Orizaba, Market Scene
487 Orizaba, in a Coffee Grove

From Kodak Negatives by W. J. Karner.

488 Front of Cathedral, Aguas Calientes
489 The Plaza, Aguas Calientes
490 Cathedral and Street Scene, Aguas Calientes
491 Mexican Laundry, Aguas Calientes
492 Mexican Central Railway Station, Aguas Calientes
493 Natural Wal.—Tampico Division, Mexican Central Railway
494 Saltillo Falls, Tamasopa Canon, on Tampico Div., Mex. Cent. Ry.
495 Mexican R. R. Camp, Tampico Division Mexican Central Ry.
496 Village of Roscon, a Station on Tampico Division, Mex. Cent. Ry.
497 Mexican Village and Palm Trees on the Tampico Div. Mex. Cent. Ry.
498 Group of Natives, on banks of Topila river, near Tampico, Mexico
499 Street Scene opposite Hotel Jardin, City of Mexico, showing Native Pedlars and Native Costumes.
500 City of Mexico, from Cathedral Tower
501 City of Mexico, taken from the tower of the Cathedral called "Sheridan's Tower," for during the Mexican War the people awoke one morning to find that Lieut. Sheridan (after Lieut Gen. U. S. A.) had during the night succeeded in getting a Cannon on the top of this tower and placed it in position to command the entrance to the Palace
502 Pulque Saloon, City of Mexico
503 Pulque Vender and Cart in City of Mexico
504 Market Scene, City of Mexico Sunday Morning
505 In the Market, City of Mexico, Sunday Morning
503 Street Scene, City of Mexico, Sunday Morning
507 Statue of Charles 4th, on the Paseo (Boulevard), City of Mexico
508 Mounted Police on the Paseo (Boulevard), City of Mexico.
509 Guatamozin Monument and Statue, on the Paseo (Boulevard), City of Mexico. Guatamozin was a son of Montezuma and king of the Aztecs, tortured by Cortes.
510 Castle of Chapultapec, the porion occupied by the President of the Republic as a summer residence
511 The great Cedar "Montezuma," in the grounds at Chapultapec, near the Castle.
512 Monument at Chapultapec, erected in memory of the Mexican officers killed in the Mexican war.
513 Arbol Trieste. The tree under which Cortes wept on being obliged to leave Mexico
514 Native Mexicans
515 Station and Market at Gaudaloupe, near the City of Mexico
516 Beggars and Pilgrims near the Cathedral at Gaudaloupe, near City of Mexico
517 Chapel and Spring House, Gaudaloupe
518 View from Hill at Gaudaloupe near City of Mexico, showing lake and Snow mountains in the distance
519 Cemetery where Gen'l Santa Anna is buried, on Gaudaloupe Hill, near Mexico
520 View of Country along line of Mexican National R. R., between City of Mexico and Toluca, taken from train
521 Station on Mexican National R. R., showing Native Indians
522 Nochistongo. The great drainage ditch near City of Mexico. Taken from train on Mexican Central Ry. (Ferro Carril Mexicano)
523 View of the Alamo, San Antonio, Texas

Hawaiian Islands.—The Sandwich Islands.

From a series of negatives made by our Artist during a recent trip to this Paradise of the Pacific. Many of the negatives are on 14x17 plates. Remember this is a new list never before offered to the public.

Price per Slide
Uncolored.....$ .50
Colored, Round Mounted..... 1.50
Colored, Square Mounted..... 2.00
Views of this character are only colored after order is received.

Map of Pacific Islands.
1 Date Palms
2 Harbor Honolulu, with Shipping
3 Cocoanut Grove on line of Oahu R. R.
4 Punch Bowl Drive, out of Honolulu
5 Cocoanut Trees, showing Cocoanuts on Nuano Ave.
6 Lunalilo Home for Aged Hawaiians
7 Wine Palms
8 Hawaiian Yard
9 Top of Punch Bowl
10 Traveler's Tree
11 Punch Bowl Drive No.2
12 Royal Hawaiian Hotel
13 Date Palm Avenue
14 Royal Palm Avenue
15 Band Stand in Palace Grounds
16 Kaiulani Avenue
17 Government Building
18 General View Lunalilo, with Mountains in distance
19 Bishop Museum
20 Natives in Canoe
21 Giant Palm
22 Nuano Avenue
23 National Palace
24 Peak of the Pali
25 Hawaiian Roadway

FOR PRICE LIST OF SLIDES SEE PAGE 127.

26 Cocoanut Grove at Home of Kaiulani
27 A Private Driveway
28 National Palace from Top of Government Building
29 National Palace, Soldier on Guard. Court chamberlain
30 Native Grass Houses
31 Fan Palm
32 Blow Hole in Crater Volcano Kilauea
33 Grass Houses, near view
34 Along the road to Kilauea
35 Along the road to Kilauea, wild Bananas on the roadside
36 Oahu College
37 At Oahu College
38 On the road to Kilauea
39 Veranda, National Palace
40 Natives in Canoe, No. 2
41 Royal Palm Avenue, No. 2
42 Hawaiian Yard, No. 2
43 Hawaiian Yard, glimpse of
44 A Fair Canoeist
45 National Palace with Soldiery
46 Driveway at Private House
47 Honolulu Residence, Home of the last of the Kamehamehas
48 Hawaiian Residence
49 A Private Residence
50 A View in the Palace Grounds
51 Crack in the Floor of Crater of Kilauea
52 National Palace with Cactus
53 Dana Lake in Crater of Kilauea
54 Hilo Dancer
55 Rocks and Palms
56 Native Family
57 School on Molokai
58 Natives Eating Poi
59 Statue of Kamehameha
60 Sugar Mill
61 Sugar Cane and Mango Trees
62 Family of Lepers on Molokai
63 Queen Emma's Residence
64 Chinese Temple
65 Crater of Kilauea
66 Lava Flow 1881
67 Inter-Island Steamer
68 Scenery in Hawai
69 Honolulu, Beritania Street
70 Honolulu, St. Louis College
71 Honolulu, Diamond Head
72 Honolulu, Wealthy Native's Residence
73 Honolulu, Government Palace
74 Nuanu Falls, near Honolulu
75 Honolulu, Kapiolani Park
76 Honolulu, Interior Catholic Church

Louisiana.

New Orleans.

1 On the Levee
2 On the Levee—Waiting for the Boat
3 Canal Street Levee
4 Canal Street Levee—A Colored Café
5 Levee Loungers
6 On the Cotton Levee
7 On the Cotton Levee—instantaneous
8 Caught Napping
9 A Group of Hoodlums
10 Among the Sails
11 The French Market—Bazaars
12 The French Market—Restaurant
13 The French Market
14 Indian Women and Children — French Market
15 Jackson Square
16 St. Louis Cathedral
17 Panorama of Jackson Square
18 Corner of Dauphin and Philip Streets
19 Corner of Royal and Dumain Streets
20 A Street Cobbler
21 The Rue Royale
22 Old Criminal Court
23 A Creole Home—Gathering Oranges
24 Home of Geo. W. Cable
25 A Creole Home—At the Gate
26 A Creole Home — The Garden
27 Sugar Cane and Oranges
28 New Orleans Cisterns
29 A New Orleans Home
30 United States Mint
31 The Margaret Statue
32 The French or Creole Quarter
33 The French Quarter
34 Old Spanish House
35 Stonewall Jackson's Monument
36 Canal Street, North
37 Canal Street, South
38 St. Charles Hotel
39 United States Custom House and Post-Office
40 Exchange Alley
41 Stuck in the Mud
42 All Three Puzzled
43 New Orleans Milk Cart
44 Italian Cemetery
45 The End of Time
46 St. Louis Cemetery—Italian Section
47 St. Louis Cemetery
48 Washington Cemetery
49 Washington Cemetery
50 Metaire Cemetery
51 Royal Street
52 House of Louis Philippe
53 Sieur George's House
54 Old City Hall
55 Old Orleans Theatre
56 Corner of Conti and Royal Streets
57 Rampart Street
58 A New Orleans Garden
59 Lafayette Square
60 New Orleans from a House-top
61 Avenue of Live Oaks
62 Lafayette Cemetery
63 St. Louis Cemetery—Sunken Tombs
64 Mississippi River above New Orleans
65 Pierie Antoine's Date Palm
66 Under the Oak — Contemplation
67 Mexican Peasants
68 Mexican Cavalier
69 The Yucca Tree in Bloom
70 Leland University — Kindergarten
71 Leland University — Group of Students
72 A Palmetto Swamp
73 Bayou La Furche
74 A Wilderness of Growth
75 A Live Oak Swamp
76 The Moss Gatherer
77 A Home on the Lake
78 Steamer Landing—Lower Mississippi
79 Scenes by the Way
80 An Inclined Plane
81 A Levee Group
82 Magnolia Blossoms
83 Beauvoir, the Home of Jefferson Davis—The Mansion
84 Beauvoir, the Home of Jefferson Davis—The Library
85 Beauvoir, the Home of Jefferson Davis—Hall
86 Beauvoir, the Home of Jefferson Davis—Family Group
87 Beauvoir, the Home of Jefferson Davis—Pavilion
88 Beauvoir, the Home of Jefferson Davis—Cottage
89 Beauvoir, the Home of Jefferson Davis—Quarters
90 Beauvoir, the Home of Jefferson Davis—On the Beach
91 Beauvoir, the Home of Jefferson Davis—Favorite Seat
92 The Old Slave Bell
93 Entrance to Barracks, Chalmette Road
94 Tower at Barracks
95 Bishop's Palace
96 Urserline Convent
97 Cotton Levee
98 " "
99 Lee Monument
100 Canal Street
101 Jackson Square
102 Jackson Square and St. Louis Cathedral
103 Old City Hall, where the officers of the fleet came to demand the surrender of the city
104 St. Louis Cemetery
105 Cotton Levee, Mississippi Steamer
106 Orange Tree
107 French Market
108 " "
109 The Mint
110 West End, Palmetto Group
111 West End Pier

FOR PRICE LIST OF SLIDES SEE PAGE 127.

112 West End Swamp View
113 " Torpedo made for Farragut's Fleet
114 On the Tchfunctcha River, a pinewoods farmhouse
115 On the Tchfunctcha River
116 A Bayou on the Tchfunctcha River
117 A Bayou on the Tchfunctcha River
118 A Reach on the Tchfunctcha River
119 A Reach on the Tchfunctcha River
120 A Reach on the Tchfunctcha River
121 The State House, Baton Rouge, Louisiana
122 Baton Rouge, from the River
123 Baton Rouge, from the River, showing street where Farragut's men landed
124 National Cemetery, part of the battlefield
125 Magnolia Cemetery, part of the battlefield where the fighting took place, both sides firing from behind the tombstones
126 Spot where Gen. Allen fell
127 The Penitentiary (fighting took place all around here and loopholes were made in the walls through which to shoot)
128 Port Hudson, landing place from the Confederate Fort
129 Remains of the Confederate Fort, Port Hudson, extreme right of Confederate line
130 Port Hudson, Fort and Battery overlooking the Mississippi
131 Port Hudson, Breastworks and Ditch
132 Port Hudson, where Wilson's Zouaves charged
133 Cotton Field behind the Breastwork
134 Breastwork west of the Confederate line
135 Breastwork, angle of fort
136 The Slaughter Pen, place where the colored troops were slaughtered
137 The Pond—sight of the magazine which was exploded
138 On the Levee
139 " " (instantaneous)
140 Mississippi Steamers
141 Cincinnati Packet
142 A Cotton-Steamer
143 Loading Cotton, on the Levee
144 Steamer Natchez, largest steamer on the Mississippi
145 Jackson Square
146 St. Philip Street
147 Street Cobbler
148 The French Market
149 Tomb Building, Metura Cemetery
150 Avenue of Tombs, Washington Cemetery
151 An Ivy-Covered Tomb, Metura Cemetery
152 French Man-of-War La Flora
153 French Man-of-War La Flora, deck view
154 French Man-of-War La Flora, Crew and Deck
155 Post Office and Custom House
156 Dining Room of Hotel Royal
157 Levee Scene—Steamer Natchez
158 Side Vaults or Ovens, Old St. Louis Cemetery
159 Tomb in the old St. Louis Cemetery
160 General View Old St. Louis Cemetery
161 Confederate Monument Greenwood Cemetery
162 Avenue in Greenwood Cemetery
163 Entrance to Chalmette Cemetery
164 Soldiers' Graves, Chalmette Cemetery
165 Avenue of Side Vaults, Metairie Cemetery
166 Mausoleum and Live Oaks, Metairie Cemetery
167 Stonewall Jackson Monument, Metairie Cemetery
168 Old House on the Battlefield of New Orleans
169 Jackson Monument on Battlefield at New Orleans
170 Group of Live Oaks under which Sir Edward Packenham died, 1815
171 Government and State Building, New Orleans Exposition
172 Exposition Grounds from the River
173 Mexican National Quarters, New Orleans Exposition
174 Planter's House on the Mississippi
175 Steamboats Loading Sugar
176 Cotton Teams and Sugar Refinery
177 Negro Women Fishing
178 The University Common
179 Burnside's Mansion
180 St. Charles Street and St. Charles Hotel
181 Birds-eye view of Spanish Fort
182 Louisiana Jockey Club House
183 Louisiana Jockey Club House and Grounds
184 Gipsy Camp
185 Old Court House where General Jackson was tried
186 French Tomb built 1812, Old St. Louis Cemetery
187 Palmetto Palm, 26 feet high
188 Jackson Barracks from the River
189 Birds-eye view of Jackson Square
190 A Private Residence
191 Main Building, New Orleans Exposition
192 Tiled Roof, French Quarters
193 Cabin of a Mississippi Steamer
194 Margaret Monument and Female Orphan Asylum
195 Statue of Henry Clay
196 Haunted House, the Ghost
197 Excursion Boat on the Mississippi River
198 Group of Negroes on the Levee
199 Group of Sailing Vessels
200 New Cotton Exchange
201 French Opera House
202 Moresque Building, Camp Street
203 Parish Prisons
204 Franklin Statue and City Hall
205 Oyster Boats
206 Steamer John W. Cannon, leading
207 In the Park
208 Arched Avenue in the Park
209 Ferry Boat on the Mississippi
210 Loading Cotton
211 Loading Trucks with Cotton
212 On the Levee
213 On Lake Pontchartrain
214 Fishing on Lake Pontchartrain
215 The Landing on Lake Pontchartrain
216 Arch in the Park, Lake Pontchartrain
217 On the Levee, Shipping Cotton

Chalmette Battlefield, 1814.

218 National Cemetery, site of 1814 Battlefield, where Gen. Jackson and Staff stood during the battle
219 Unfinished Monument to Gen. Jackson, marking the left of the American line
220 Another view, looking toward the British position
221 View looking toward Gen. Jackson's Monument, east of the American line
222 Live Oak Trees under which Gen. Packenham died
223 The spot where the General died, a figure marks the spot
224 American Center of the line looking toward the River

FOR PRICE LIST OF SLIDES SEE PAGE 127.

225 American Earthworks, looking toward the River
226 American Earthworks, looking toward the Swamp where the English right of attack rested

Florida.

1 Fort Pickens—Pensacola
2 Fort Pickens, East Side
3 Fort Pickens, Fronting Bay
4 Fort Pickens—Twenty-five-ton Gun
5 Isle of Santa Rosa
6 Navy Yard
7 Avenue in Navy Yard
8 Palfour Street—Pensacola
9 City Gates—St. Augustine
10 St. George Street
11 City Gates, from the Inside
12 St. George Street, North
13 Treasury Street
14 Oldest House—Dr. Carver's Residence
15 Oldest House, Side View
16 Marine Street
17 Old Spanish Cathedral
18 Old Slave Market
19 Slave Market and Plaza
20 Slave Market, Near View
21 Slave Market, Interior
22 A Tropical Paradise
23 Philadelphia House
24 Villa Zorayda
25 Old House in Charlotte Street
26 Spanish Cathedral, Side View
27 A Group of Picnicers
28 A Stately Date Palm
29 Artesian Well
30 The Palms on Williams' Place
31 Avenue of Palms
32 A Monster Live-Oak
33 Little Minorcan Girl
34 A Sleepy Pair (of Donkeys)
35 A Group of Donkeys, No. 1
36 A Gentle Rider
37 Group of Donkeys, No. 2
38 The Two Dromios
39 Fruits of the Soil
40 Williams' Mansion
41 Cabbage-Palm
42 St. Augustine, from the Ft. Tower

St. Augustine.

43 The Harbor
44 Building of the Ponce de Leon Hotel
45 Marine Street
46 City Gates (instantaneous)
47 Old Spanish Cathedral
48 The City Gates
49 The Oldest House
50 United States Barracks
51 The Slave-Market
52 Street-View (instantaneous)
53 Villa Zorado
54 City Gates
55 Spanish Cathedral
56 Water Batteries of St. Marco
57 Drawbridge of Old Spanish Fort, St Marco
58 Water Battery and Hot Shot Furnace
59 Martello Tower, Fort St. Marco
60 Interior of Fort St. Marco
61 Silver Spring
62 The City Gates
63 Panorama from Casa Monica
64 Casa Monica Hotel, west front
65 Fort Marion from Tower of St. Marco
66 The Fountain Garden of Alcazar
67 Hotel Ponce de Leon, west
68 Hotel Ponce de Leon, east
69 Garden of Hotel Ponce de Leon
70 Court Yard Garden of Ponce de Leon
71 Hotel Ponce de Leon, S. E. cor
72 Steamer Sylvester on St. John's River
73 Parlor of the Ponce de Leon
74 Villa Zorado
75 Fountains, Hotel Casa Monica
76 Court of Ponce de Leon
77 Hotel Casa Monica
78 The Ponce de Leon
79 Panorama down the Alameda
80 Main Entrance, Casa Monica
81 Casa Monica, full view
82 The Alcazar Panorama
83 The Alcazar and Grounds of Cordova
84 Ponce de Leon, full view
85 Ponce de Leon, Grand Entrance (instantaneous)
86 The Ponce de Leon, Entrance
87 The Ponce de Leon, Arched Doorway
88 The Ponce de Leon, the Court
89 The Ponce de Leon, front view
90 The Ponce de Leon, the Parlors
91 The Ponce de Leon, the Parlors, with Grand Mantel Piece
92 The Ponce de Leon $9,000 Mantel Piece
93 The Ponce de Leon Japanese Bazaar
94 Panorama from Ponce de Leon
95 On the Bay
96 The Harbor from St. Marco
97 Street on the Bay front
98 Street View
99 Old French Church
100 The Plaza and Santa Monica
101 Post Office Corner
102 The Slave Pen
103 A Street
104 From the River
105 Entrance to Fort Marion
106 Water Battery, Fort Marion
107 The Sea Wall
108 Fort Marion Sea Side
109 Fort Marion from the River
110 Fort Marion from the Land
111 Fort Marion the Moat
112 Fort Marion Watch Tower and Incline
113 First Ent. to Ft. Marion
114 North Beach
115 The Old Monument on the Plaza

Magnolia.

116 Magnolia Steamboat Landing
117 Tropical Road
118 Magnolia Hotel
119 On the St. John's River
120 Boat Landing
121 Sanibel Island Light

Georgia.

Thomasville.

1 The Court-House (instantaneous)
2 Monster Live Oak
3 Street Scene
4 Broad Street
5 Crooked Tree, Tallahasse Road
6 A Glimpse of Southern Life
7 A Happy Southern Family
8 Negro Quarters
9 Pineywoods Hotel Entrance
10 Street Scene
11 Uncle Remus's Express
12 Market Day
13 Shanty Life
14 A Busy Day
15 Pineywoods Hotel
16 Negro Log Huts
17 On the Ocklohoney

Savannah.

18 Avenue of Live Oaks
19 Bona Ventura Cemetery
20 Hanging Moss on Live Oaks, Bona Ventura Cemetery
21 Bona Ventura Cemetery
22 The Chain Gang (instantaneous)
23 Fort Hood, Atlanta
24 Spot where General McPherson fell, near Atlanta

South Carolina.

1 Charleston Hotel—Charleston
2 Washington Square—Charleston
3 Marion Square and Barracks—Charleston

FOR PRICE LIST OF SLIDES SEE PAGE 127.

4 City Hall, Meeting Street—Charleston
5 Battery Park—Charleston
6 Custom-House-Charleston
7 Huguenot Church—Charleston
8 Meeting Street-Charleston
9 Beauregard's Headquarters during the War—Charleston
10 Residences on the Water-Front
11 St. Phillip's Church
12 Cotton Wharf, from the Battery
13 The Battery
14 A Street View
15 The Park
16 On the Battery

North Carolina.

1 Round Knob Hotel
2 Round Knob Hotel and Fountain
3 Railroad Bridge on Mill Creek
4 Viaduct Bridge
5 High Trestle—W. N. C. Railroad
6 Old Round Knob Hotel
7 Viaduct and Fountain
8 Deep Cut near Round Knob
9 Big Fill Trestle, Looking Down
10 Viaduct Bridge and Fountain
11 Cascades on Mill Creek
12 Big Fill Trestle, Looking Up—Height 165 feet
13 Big Fill Trestle
14 Tunnels between Lick Log and McIlroy
15 Entrance to Swannanoa Tunnel
16 Blue Ridge, near Royal George
17 Mount Mitchell Hotel
18 View from Mt. Mitchell Hotel
19 Distant View from Mount Mitchell Hotel
20 Black Mountain Station
21 French Broad River, near Asheville
22 Main Street—Asheville
23 Baptist Church—Asheville
24 Episcopal Church—Asheville
25 Swannanoa Hotel—Asheville
26 Swannanoa Hotel Corridor—Asheville
27 Swannanoa Hotel, Dining-Room—Asheville
28 A Village Market-Cart—Asheville
29 County Court-House—Asheville
30 French Broad River—Above Asheville
31 Beaucatcher Mountain
32 View from Connellys'
33 Beaucatcher Knob
34 Beaucatcher Knob
35 Asheville from Connelly's
36 Colonel Connelly's Residence
37 Iron Bridge over the French Broad River
38 A Village Cider-Cart
39 A Group of Villagers
40 Asheville from Reservoir Hill
41 Asheville from Tahkeeoskee Farm
42 Summer House—Richmond Hill
43 An Ideal Home
44 A Reflected Image
45 A Village Jubilee
46 View of the French Broad Valley
47 Hotel at Alexanders
48 Major Blackwell's Hotel
49 Turnpike House
50 Chalybeate Spring
51 Turnpike House and Railroad
52 Saw-Mill—Stony Creek
53 Court-House, Haywood County—Waynesville
54 White Sulphur Springs Hotel—Waynesville
55 Waynesville—East
56 National House—Waynesville
57 From Court-House Tower—West
58 Baptist Church—Waynesville
59 Methodist Church—Waynesville
60 Episcopal Church—Waynesville
61 Group of Cherokee Indians
62 Panorama of Waynesville
63 Public School—Waynesville
64 Balsam Mountain
65 Waynesville from Cobb's Knob
66 Waynesville from Court-House
67 Sulphur Springs
68 Summer House—Hotel Grounds
69 Old Mill on Stony Creek
70 Rustic Foot-Log—Stony Creek
71 Summit of Balsam Mountain
72 Balsam Hotel
73 Cascades of Scotch Creek
74 A Tobacco Farm
75 Cowee Tunnel
76 Whittier
77 Panorama of Charleston, N. C.
78 Tuckaseegee, River at Charleston
79 Tuckaseegee River above Charleston
80 Junction of the Tuckaseegee and Tennessee Rivers
81 View of the Tuckaseegee River
82 Cascade of the Tuckaseegee River
83 View on the Tennessee River
84 Bridge over the Tennessee River
85 Marble Cut—W. N. C. Railroad
86 A Mountain Home
87 A Rock House—Nantahala River
88 A Corn-Cracker, Native Grist Mill
89 Cat Stairs—Terminus of the Murphy Division, W. N. C. R. R.
90 A Mountain Farm
91 Nantahala River at Nelson's
92 Nantahala Valley at Nelson's
93 Fish Dam—Nantahala River
94 A Home in the Mountains
95 Corn-Cracker
96 A Moonshiner's Camp
97 A Mountain Still
98 A Mountain Slope
99 Cascades of Nantahala River
100 Cloud on the Mountain
101 Valley of the Noonday Sun
102 The Chain Gang
103 A Picturesque Cabin
104 North Carolina Grist-Mill
105 Log Cabin—Family Group
106 Corn-Cracker and Flume
107 Valley of Valley River
108 Plowing in Western North Carolina
109 On the Mountain Trail
110 Panorama of Murphy
111 Court-House of Cherokee County
112 The Hiawasse River
113 Macon County Court-House
114 Corundum mines, Interior
115 Corundum mines, Exterior
116 Whiteside Mountain
117 Satulah Falls

Alabama.

Montgomery.

1 The River
2 Fountain and Street
3 Jefferson Davis' House
4 House at which Lafayette Stopped
5 Mobile. Mississippi Steamer at the Levee

Mississippi.

Vicksburg.

1 Pemberton's Headquarters. A cave under the house is where Pemberton took refuge from the Federal fire
2 Hill upon which Whistling Dick was placed to rake the Federal fleet upon the Mississippi
3 The River from the top of the Hill where the gun stood
4 Vicksburg, from the River

FOR PRICE LIST OF SLIDES SEE PAGE 127.

5 Spot where Generals Grant and Pemberton arranged for the surrender
6 Fort Hill from the Railway
7 Fort Hill from the Bayou
8 Pearl River, house in swamp. Mississippi
9 Pearl River. Wilson's Lake Swamps; catching a turtle
10 In the Swamp on Pearl River
11 In the Heart of the Swamp
12 A Cane Brake on Pearl River
13 In the Swamp
14 The Monarch of the Swamp, the largest Cypress on Pear River
15 In the Heart of the Swamp on Pearl River
16 Interior of Confederate Works, Grand Gulf, Miss.
17 Interior of Confederate Works, showing part of the remains of earthworks
18 Grave in the Cemetery knocked to pieces by the Confederate fire
19 Greenville, from the River

Virginia.

1 Richmond, from Libby Hill
2 Terrace on Burk Hill
3 Main st., Washington's headquarters on the right
4 Main st.
5 View from Burk Hill
6 Washington monument
7 Old Southern residence
8 Natural Bridge
9 Fortress Monroe
10 *Harper's Ferry, from Jackson's Battery
11 *Down the Potomac
12 *Looking up the Shenandoah
13 *John Brown's Fort
14 Panorama—Richmond
15 Docks
16 Libby Prison
17 Confederate Capitol
18 Statue of Washington in Capitol
19 Statue of Patrick Henry in Capitol
20 St. John's Church where Patrick Henry made his famous speech
21 Washington's Headquarters, the oldest house in Richmond
22 President Monroe's Tomb, Holywood
23 Belle Isle
24 Rapids of the James River

Richmond.

25 Ruins in Carry st.
26 Confederate Monument
27 St. Paul's Church
28 Main st.
29 Washington Monument
30 Galligo Flour Mills
31 Washington's Headquarters
32 Stonewall Jackson's Monument
33 Y. M. C. A. Building
34 Libby Prison
35 Residence of Jefferson Davis
36 State Capitol
37 View of Richmond, southeast
38 James River
39 Richmond over the James River
40 Railroad Bridge, James River

Fredericksburg.

41 Fredericksburg from the Lacy House
42 The Lacy House
43 Burnside's Headquarters, with town in distance
44 Massachusetts Battery, near the Scott House
45 Group in front of Scott House
46 Slave Quarter, Scott House
47 Gen. Sumner's Headquarters
48 Sumner's Crossing
49 Tomb of Washington's Mother
50 Marie's Heights
51 View from Stonewall Jackson's Headquarters at Hamilton's Crossing
52 The National Cemetery
53 Confederate Monument and Cemetery
54 Ruins of the Bernard Mansion
55 View on the Rappahannock from Bernard Mansion
56 Franklin's Crossing, Rappahannock

Bull Run.

57 Washington, from Arlington Heights
58 Arlington Heights
59 The Drive at Arlington
60 The Henry House
61 Soldier's Monument near the Henry House
62 The Battlefield toward Thoroughfare Gap
63 The Battlefield where Gen. Bee fell
64 The Battlefield toward Centreville
65 The Bridge at Bull Run
66 The Old Stone House
67 The Ford at Sudley Springs
68 The Old Mill near Sudley Ford
69 Stonewall Jackson's position north of Warrentown Pike
70 Longstreet's position south of Warrentown Pike, near Groveton
71 Scene of Last Charge of Penn'a Reserves on Hill near Henry House

Chancellorsville.

72 The Marie House
73 Fredericksburg from the Marie House
74 Gen. Lee's Headquarters
75 The Old Red Church
76 General View of Battlefield
77 Chancellorsville
78 Chancellor House, rear, showing shells
79 Hancock and Geary's position, from top of Chancellor House
80 Ely's Ford Road from roof of Chancellor House
81 Stone, marking spot where Stonewall Jackson fell
82 Position of Federal Artillery, 38 guns, on Hill near Fairview
83 Scene of Charge of 8th Penn'a Cavalry
84 Dowdall's Tavern
85 Old Wilderness Church and Melzie Chancellor House

Richmond.

86 Old Virginia Ox-team
87 The Capitol Building
88 Washington Monument
89 Statue of Stonewall Jackson
90 House in which Stonewall Jackson died, Guinea Station
91 Room in which Stonewall Jackson died, Guinea Station
92 The Old Court House, Bowling Green
93 Residence of Jefferson Davis (during the war)
94 Libby Prison
95 The National Cemetery
96 The National Cemetery, showing the Post Flag
97 Confederate Monument (Pyramid), Hollywood
98 Monument to Gen. J. E. B. Stewart, Hollywood Cemetery
99 View of Belle Isle from Hollywood Cemetery
100 Statue of Washington, Greenough

Petersburg.

101 Fort Rice
102 Fort Mahone, C. S. A. Fort Hell
103 Fort Stedman
104 The Mine
105 The Crater
106 Blanford Church

Williamsburg.

107 The Old Court House
108 The Old Powder House
109 Main Street, Williamsburg
110 The Old Churchyard Williamsburg
111 William and Mary College
112 President's House, William and Mary College

FOR PRICE LIST OF SLIDES SEE PAGE 127.

113 The Ravine, Williamsburg
114 Fort Magruder, Interior
115 Fort Magruder, Earthworks
116 Camp Meeting Shouters, Negro
117 The Old Episcopal Church, Interior

Mount Vernon.

118 Steamboat Landing
119 Washington's Home
120 Butler's House
121 Butler's House
122 Entrance to Washington's Tomb
123 The Sarcophagus, Washington's Tomb
124 The Tomb of Washington
125 The First Tomb of Washington
126 Porter's Lodge
127 Walk on the Potomac
128 View from Window of Washington's Chamber
129 Old Tohick Church
130 The Mansion
131 General View of Washington's Tomb
132 Washington's Barn

Maryland.

Baltimore.

1 Battle Monument
2 Pennsylvania Railroad Station
3 P. R. R. Station, Interior
4 Pennsylvania Railroad Train-Shed
5 Sunken Garden
6 A Stately Mansion

Antietam.

7 The Potomac Canal and Dam near Sharpsburg
8 Bluff near Sharpsburg, where Philadelphia Corn Exchange Regiment was destroyed
9 Part of the Battlefield
10 National Cemetery, Granite Statue, "At Rest"
11 View looking towards McClellan Headquarters from Cemetery
12 View from National Cemetery toward Old Dunker Church
13 Looking down Bloody Lane
14 The Old Dunker Church
15 The Battlefield from Old Dunker Church
16 Burnside's Bridge across the Antietam
17 View of Antietam Creek from Burnside's Bridge
18 Burnside's Battleground from the road
19 Ruins of the Boteler Mansion, Shepherdstown
20 Confederate Monument, Shepherdstown.

Washington, D. C.

1 U. S. Treasury Building, full view
2 U. S. Treasury Building, north front
3 Statue of Gen. Rawlins
4 The Arbor at Arlington
5 Arlington
6 Soldiers' Cemetery at Arlington
7 Soldiers' Home
8 Soldiers' Home and Grounds
9 The Army Med. Museum, old Ford's Theatre, where Lincoln was shot
10 War, Navy, and State Departments
11 Smithsonian Institution
12 Chain Bridge on the Potomac
13 Equestrian Statue of Gen. Scott
14 Residence of Hon. James G. Blaine
15 Statue of Com. Porter
16 Equestrian Statue of General McPherson
17 Statue of Admiral Farragut
18 Equestrian Statue of Maj. Gen. Geo. S. Thomas
19 Equestrian Statue of Gen. Jackson
20 U. S. Capitol
21 The John Howard Payne Monument, Oak Hill Cemetery, Georgetown
22 Corcoran's Museum of Art
23 Statue of Gen. Scott, Soldiers' Home
24 Equestrian Statue of Gen. Washington
25 Grand Opera House
26 Freedmen's Bureau and New York Avenue
27 View of the Long Bridge
28 Top of the Long Bridge
29 White House, north front
30 White House, south front
31 White House, north front, draped Aug. 8th, 1885
32 White House, south front, and view of grounds
33 White House, east front, and view of grounds
34 View of the grounds, Soldiers' Home
35 Washington Monument, general view
36 Washington Monument, close view
37 Residence of L. N. Anderson, dining-room
38 Residence of L. N. Anderson, study
39 Residence of L. N. Anderson, parlor
40 U. S. Capitol, full view
41 U. S. Capitol, Supreme Court Chamber
42 House of Representatives, interior
43 Senate Chamber
44 U. S. Capitol, the President's Room
45 U. S. Capitol, Lobby of the Senate Chamber
46 The White House, East Room
47 The White House, Blue Room
48 The White House, Green Room
49 The White House, Red Room
50 U. S. Capitol, choice view
51 Arlington, Soldiers' Monument
52 Jackson Square
53 U. S. Capitol, the Senate Wing
54 U. S. Capitol, House Wing
55 The U. S. Post Office
56 Falls of the Potomac near Washington, D. C.
57 Pennsylvania Avenue with Capitol
58 A Corner of the Treasury Building
59 Baltimore & Potomac Railroad Station
60 Baltimore & Potomac Railroad Station, Dining-Room
61 Baltimore & Potomac Railroad Station, Interior of Waiting-Room, showing star marking spot where Garfield was shot
62 United States Capitol and Bartholdi Fountain, from Botanic Gardens
63 United States Capitol, from the south
64 Statue of Washington in front of United States Capitol
65 Statue of Columbus in front of United States Capitol
66 Statue of Civilization and Barbarism in front of United States Capitol
67 Peace Monument and Capitol
68 The Garfield Monument
69 Emancipation Statue of Lincoln
70 Pennsylvania Avenue, from the Treasury (instantaneous)
71 Smithsonian Institution, W. front
72 Entrance to National Museum
73 National Museum (front)
74 National Museum (interior)
75 Grounds of Agricultural Department and Smithsonian
76 National Encampment, 1887
77 National Encampment, 1887 (inst).

FOR PRICE LIST OF SLIDES SEE PAGE 127.

78 Washington Monument Reflected with Clouds
79 Park, with Statue of General Thomas
80 United States Patent Office (front)
81 United States Patent Office (full view)
82 Residence of Chinese Legation
83 United States Naval Observatory
84 26-inch Equatorial Telescope, showing counterpoises. United States Naval Observatory
85 26-inch Equatorial Telescope, showing finder and micrometer eye piece. United States Naval Observatory
86 26-inch Equatorial Telescope, showing all attachments. United States Naval Observatory
87 Panorama from the Naval Observatory (south)
88 Panorama from the Naval Observatory (east)
89 Bridge and College at Georgetown across the Potomac
90 Gateway of Arlington National Cemetery
91 Arlington Facade and Drive
92 Memorial Garden, Arlington
93 Panorama of Washington and the Potomac, from Arlington
94 The Capitol (full front)
95 Ground Plan of the Capitol
96 Department of Agriculture
97 The Treasury (rear view)
98 The White House, south front, full view
99 National Museum (full view)
100 The Treasury Building (full view)
101 Train Shed, Pennsylvania R. R.
102 British Legation
103 Chinese Legation
104 Russian Legation
105 Peace Monument
106 Street Fountain and Capitol
107 In the Capitol Grounds
108 Bartholdi Fountain
109 Garfield Monument
110 In the Botanical Gardens
111 Panorama from Top of Washington Monument
112 Agricultural Grounds
113 The Arlington
114 White House, E. Front
115 The White House Conservatory (interior)
116 The White House Conservatory (interior)
117 The White House Conservatory (interior)
118 The White House Conservatory (interior)
119 The White House Conservatory
120 The White House Conservatory
121 The Mansion, Arlington
122 The Rostrum, Arlington
123 The Rostrum, Arlington
124 The Drive, Arlington
125 The Officers' Graves, Arlington
126 The Soldiers' Graves, Arlington
127 The Soldiers' Graves, Arlington
128 Soldiers' Home, main entrance
129 The Fountain, Oak Hill Cemetery
130 Monument of John Howard Payne, Oak Hill Cemetery
131 Map of Washington
132 Printing House Square
133 White House Conservatory
134 Potomac Flats from Top of Washington Monument
135 In Oak Hill Cemetery
136 Tomb of Corcoran, Oak Hill Cemetery
137 Entrance to Arlington Cemetery
138 Pennsylvania Ave. from Treasury
139 Pennsylvania Ave. and Treasury
140 White House, S. Front and Gardens
141 In Gardens of White House

Capitol Doors, Bronze.

142 Full View of Rogers' Bronze Doors
143 Columbus examined before the Council of Salamanca
144 Columbus' departure from the convent of La Rabida
145 Audience at the Court of Ferdinand and Isabella
146 Starting of Columbus from Palos, on his first voyage
147 First landing of the Spaniards at San Salvador
148 First encounter of the Discoverers with the Natives
149 The triumphal entry of Columbus into Barcelona
150 Columbus in chains
151 Death of Columbus

Senate Doors.

152 Battle of Bunker Hill. Death of Warren
153 Battle of Monmouth, 1778, and rebuke of Gen. Lee, the traitor
154 Yorktown, Va. 1781. Gallantry of Hamilton
155 Hessian soldiers, in death-struggle with an American soldier
156 Laying the corner-stone of U. S. Capitol, Sept. 3d, 1793
157 First Inauguration of Gen. Washington, 1789
158 Ovation to Gen. Washington at Trenton, 1789
159 Allegorical Blessings of Peace
160 State, War, and Navy Department Building
161 The Capitol
162 The Capitol—Full View from Northeast
163 Front of Capitol
164 Entrance to Capitol
165 Capitol from Smithsonian Institute
166 Capitol—Full View from Northwest
167 Capitol from Treasury Building
168 Bronze Door (Rogers)—Capitol Building
169 Bronze Door—Capitol Right
170 Bronze Door—Capitol Left
171 The Capitol — East Front
172 The Capitol — West Front
173 The Capitol — Main Entrance
174 Capitol—The Statue of Civilization
175 Senate Chamber—U. S. Capitol
176 Hall of Representatives —U. S. Capitol
177 Senate Wing of Capitol, Exterior
178 House of Representatives, Exterior
179 Agricultural Department, Exterior
180 Smithsonian Institute
181 Smithsonian Institute from Treasury Building
182 Smithsonian Institute
183 Panorama of Washington from Capitol—Southwest
184 Panorama of Washington from Capitol—West
185 View East from Dome of Capitol
186 View West from Dome of Capitol
187 View from Dome of Capitol
188 The Potomac River at Georgetown
189 The Potomac River from Smithsonian Institute
190 The Potomac from Dome of Capitol
191 Navy Yard from Capitol
192 Botanical Gardens
193 Pennsylvania Avenue from Treasury Building
194 Statue of General Jackson
195 Washington Monument
196 Garfield Memorial Tablet—B. and P. R. R. Depot

FOR PRICE LIST OF SLIDES SEE PAGE 127.

197 Arlington National Cemetery—National Pavilion
198 Arlington National Cemetery—Soldiers' Monument
199 Arlington National Cemetery—Old Slave Quarters
200 Arlington National Cemetery—Mansion
201 Arlington National Cemetery — Main Gateway
202 Arlington National Cemetery — The Speaker's Stand

New Jersey.

Princeton.

1 Stony Creek Bridge Battlefield
2 Quaker Meeting-House on the Battlefield
3 Tree under which Gen. Mercer was shot
4 Mercer or Clark House where Gen. Mercer died
5 Grave of Jonathan Edwards
6 Graves of Aaron Burr and Jonathan Edwards
7 Com. Stockton's House and Grounds
8 Seminary and Theological Building
9 West College and Quadrangle
10 East College and Quadrangle
11 Nassau Hall
12 Witherspoon Hall
13 Scientific Hall
14 Library and Dickens' Hall
15 The Observatory
16 Philadelphian Society Building

Cape May.

17 Full side view of New Iron Pier
18 View from Iron Pier, North
19 View from Iron Pier, South
20 Lateral View of the New Iron Pier
21 Cape May from the New Iron Pier
22 On the Beach from the New Iron Pier
23 Pier and Steamer
24 On the Beach from the Iron Pier
25 Lateral View of the Iron Pier
26 The Stockton House from the Iron Pier
27 On the Beach at Cape May
28 On the Beach

Atlantic City.

Instantaneous Bathing Scene, Crowded Beach
The Pier from the Board Walk
Bathing Scene
32 The Beach South from Pier
33 The Beach North from Pier, showing Light House
34 Watching the Yachts
35 A Crowded Beach and Board Walk
36 Racing in the Inlet
37 Instantaneous Marine
38 Board Walk, Crowded from the Pier
39 Instantaneous Bathing Scene, Crowded Beach
40 Instantaneous Marine
41 Beach toward inlet
42 Howard's Iron Pier
43 Applegate's Pier and Beach Scene
44 Crowded Beach and Bathers
45 The Beach and Applegate's Pier
46 Surf Bathing
47 Crowded Beach and Bathers
48 Crowded Beach and Bathers
49 Applegate's Pier and Beach
50 The Lighthouse and United States Life-Saving Station
51 Bathers on the Beach
52 " " "
53 " " "
54 The Seaside
55 P. & R. R. R. Station
56 Atlantic Avenue
57 Disstons' Cottage
58 Hotel Brighton
59 " " Seaside
60 " " the Office and Hall
61 Hotel Brighton, the Parlor
62 Hotel Brighton, the Parlor
63 Hotel Brighton, the Dining Room
64 Hotel Brighton, the Cafe and Billiard Room
65 Hotel Brighton, the Sea Porch
66 Crowded Beach
67 " "
68 " "
69 Burlington, Old St. Mary's Church

American History.

Colored, per slide, $1.50. Plain, 50c. Very choice, being made from the finest steel engravings.

1 Landing of Columbus, 1492
2 De Soto discovering the Mississippi 1521
3 Landing of Hendrick Hudson, 1609
4 Smith rescued by Pocahontas, 1607
5 Marriage of Pocahontas, 1613
6 Embarkation of Pilgrim Fathers, 1620
7 Penn's treaty with the Indians, 1682
8 Retreat of Braddock, 1755
9 First Prayer in Congress, 1774
10 Boston massacre, 1775
11 Boston tea party, 1775
12 Struggle on Concord bridge, 1775
13 Retreat of the British from Concord, 1775
14 Battle of Lexington, 1775
15 Battle of Bunker Hill, 1775
16 Washington taking command of the army, 1775
17 Capture of Fort Ticonderoga, 1775
18 Evacuation of Boston, 1776
19 Declaration of Independence, 1776
20 Washington crossing the Delaware, 1776
21 Battle of Bennington, 1777
22 Surrender of Burgoyne, 1777
23 Indian massacre at Wyoming, 1778
24 Treason of Arnold, 1780
25 Surrender of Cornwallis, 1781
26 Inauguration of Washington, 1789
27 The first Cabinet, 1789
28 Deathbed of Washington, 1799
29 Battle of Tippecanoe, 1811
30 Commodore Perry at Lake Erie, 1813
31 Death of Tecumseh, 1813
32 Gen. Jackson and Weatherford, the Indian chief, 1814
33 Battle of New Orleans, 1815
34 Battle of Buena Vista, 1847
35 Bombardment of Fort Sumter, April 12, 1861
36 Massachusetts regiment passing through Baltimore, 1861
37 Assassination of Ellsworth, 1861
38 Battle of Rich Mountain, 1861
39 Battle of Bull Run, July 16-19, 1861
40 Battle of Ball's Bluff, 1861
41 Battle of Wilson's Creek, Aug. 9, 1861
42 Bombardment of Port Royal, 1861
43 Battle of Roanoke Island, Feb. 8, 1862
44 Battle of Mill Creek, 1862
45 Battle of Pea Ridge, 1862
46 Bird's-eye view of Fortress Monroe
47 Capture of Fort Donelson
48 Battle of Pittsburg Landing
49 Battle of Newbern, 1862
50 Battle of Kelly's Ford, 1862
51 Capture of New Orleans, April 25, 1862

FOR PRICE LIST OF SLIDES SEE PAGE 127.

52 Naval combat between Monitor and Merrimac, March 9, 1862
53 Naval combat between Kearsarge and Alabama
54 Battle of Fair Oaks, May 31, 1862
55 Battle of Antietam, Sept. 17, 1862
56 Bombardment of Island No. 10, 1862
57 Battle of Shiloh, 1862
58 Attack on Fredericksburg, Dec. 13, 1862
59 Dead around the flag of the 8th Ohio, Fredericksburg, 1862
60 Bombardment of Fort Pulaski, 1862
61 Battle of Williamsburg, 1862
62 Attack of gunboats on Memphis, 1862
63 Battle of Malvern Hill, 1862
64 Battle of Chantilly, 1862
65 Battle of Murfreesboro, 1862
66 Siege of Vicksburg, July, 1863
67 Battle of Gettysburg, July 1-3, 1863
68 Battle of Chickamauga, Sept. 19-20, 1863
69 Battle of Lookout Mountain, Nov. 24, 1863
70 Siege of Port Hudson, 1863
71 Battle of Knoxville, 1863
72 Battle of Mobile Bay, 1864
73 Farragut lashed to the rigging, Mobile Bay
74 Battle of the Wilderness, May 5-6, 1864
75 Attack on Fort Wagner
76 Sherman's march through Georgia, Dec. 1864
77 Capture of Atlanta, 1864
78 Capture of Savannah, 1864
79 Capture of Fort Fisher, 1864
80 Bombardment of Fort Morgan, 1864
81 Capture of Petersburg, April 2, 1865
82 Surrender of Gen. Lee, April 2, 1865
83 First reading of the emancipation proclamation
84 Assassination of Abraham Lincoln, April 14, 1865
85 Capture of Jeff Davis, May 10, 1865
86 Assassination of Garfield, 1881

Ideal War.

Plain, 50 cents; Colored, $1.50.

Miscellaneous.

1 Barbara Freitchie
2 American flag
3 Eagle on Shield
4 Liberty and Banner
5 Soldier on Duty
6 Soldiers' home
7 Woman's mission
8 Home from the war
9 Tramp, tramp, tramp. Set of 2 slides

Man-of-War.

Plain, 50 cents; Colored, $1.50.

1 Group of the Oldest Bluejackets
2 Training a 15-inch Gun on a Man-of-War
3 View of Man-of-War from the Mizzentop
4 Man-of-War—Spar-deck
5 The Pivot-gun Drill
6 U. S. S. Swatara
7 Engineers and Stokers on a Man-of-War
8 A Man-of-War — the Portsmouth
9 Repelling Boarders on a Man-of-War
10 Gun-deck on a Man-of-War
11 Captain's Cabin
12 Officers in the Ward Room
13 Captain's Parlor
14 Eating Messon Gundeck
15 Broadside View of a Monitor
16 Double-Turretted Monitor in Dry Dock
17 Wreck and Survivors of U. S. S. Huron, Kitty Hawk Beach
18 U. S. S. Richmond
19 " Galena
20 " Yantic
21 " Osippee
22 " Osippee and Yantic. (Bow view)
23 U. S. S. Atlanta, (Bow view)
24 U. S. S. Atlanta, (Broadside)
25 U. S. S. Atlanta, (Choice view)
26 U. S. S. Dolphin
27 Kœnigen Emma, Flagship of the Dutch Navy
28 Kœnigen Emma (Bow view)
29 Dutch Admiral in his Barge
30 Deck of Steamer Richmond Decorated for a Ball
31 Sewing Hammocks at Sea
32 Officers of Steamer Richmond
33 Tapping the Beer
34 Spinning a Yarn
35 Firing a Pivot Gun
36 The Dancing Bear
37 Our Pet (Duster)
38 U. S. Cruiser, Chicago
39 " " Boston Starboard
40 U. S. Cruiser, Boston Port
41 U. S. Cruiser, Yorktown
42 " " Atlanta, Saluting, and Yards Manned
43 U. S. Cruiser, Atlanta, Saluting, and Yards Manned
44 U. S. S. Brooklyn
45 " " Saluting
46 " Kearsarge
47 Receiving Ship, Minnesota
48 U. S. Cruiser Newark
49 U. S. Cruiser Newark in Dock
50 French Frigate Arethuse
51 French Frigate Roland dropping Anchor
52 French Frigate Minerve
53 U. S. Training Ship New Hampshire
54 U. S. Cruiser Baltimore
55 U. S. S. Constitution, Gun Deck
56 Training 6 in. Rifle Gun
57 "Writing Home"
58 Serving Hammocks
59 Stand by the Anchor
60 Sailors Dancing
61 Broad Sword Exercise
62 Seven Bells, U. S. S. Yorktown
63 At the Wheel
64 U. S. S. Boston going to Sea (Moonlight)
65 Pivot Gun Drill at Sea
66 Squadron of Evolution, White Squadron
67 Squadron under Fire at Newport
68 Hotchkiss Revolving Cannon
69 Commander on the Bridge
70 Gattling Gun in Action
71 U. S. S. Pensacola Saluting
72 Ready for Action on deck of Cruiser Atlanta
73 Gun Deck, U. S. S. Pensacola
74 U. S. Cruiser Philadelphia
75 U. S. Cruiser Newark (Bow View)
76 U. S. Cruiser Newark (Broadside)
77 U. S. Cruiser Newark (Stern View)
78 War College Coaster Island Newport
79 Jeanette Monument, U. S. Naval Academy, Annopolis
80 U. S. Training Ship, Fencing
81 U. S. Training Ship, Knotting and Splicing
82 Battalion Drill
83 Reading Articles of War
84 Cadets Studying on Training Ship
85 Gunnery Practice on Training Ship
86 Group of Cadets on the Wyoming
87 Singing aboard Training Ship
88 Signaling, U. S. S. Boston

FOR PRICE LIST OF SLIDES SEE PAGE 127.

89 Manning Yards, U. S. S. Boston
90 Gun Mounted Aloft, U. S. S. Boston
91 Looking out for Torpedo Attack, U. S. S. Boston
92 Junior Officer's Quarters, U. S. S. Boston
93 Single Stick Exercise, U. S. S. Boston
94 Admiral's Cabin, U. S. S. Chicago
95 Ward Room, U. S. S. Chicago
96 Spar Deck, U. S. S. Chicago
97 Gun Deck, U. S. S. Chicago
98 Captain's Cabin, U. S.S Baltimore
99 Spar Deck, U. S. S. Baltimore
100 Battery Deck, U. S S. Atlanta
101 Berth Deck, U. S. S. Atlanta
102 8 in. Gun, U. S. S. Atlanta
103 Berth Deck, U. S. S. Enterprise
104 Marine Guard, U. S. S. Enterprise
105 At Quarters, U. S. S. Enterprise
106 Barber Shop, "Next," U. S. S. Enterprise
107 School Ship St. Mary
108 U. S. Monitor Miantinomah (Bow View)
109 U. S. Monitor Miantinomah (Broadside)
110 U. S. Monitor Miantinomah (Stern View)
111 Stand By to Lay Aloft, U. S. S. Richmond

United States History—Early.

Plain, 50 cents; Colored, $1.50.

1492 to 1881. With Reading.

1 Landing of Columbus, 1492
2 De Soto Discovering Mississippi, 1521
3 Marriage of Pocahontas, 1613
4 Landing of Pilgrims, 1620
5 Penn's Treaty with the Indians, 1682
6 Battle of Lexington, 1775
7 Battle of Bunker's Hill, 1775
8 Declaration of Independence, 1776
9 Washington Crossing the Delaware, 1776
10 Washington at Valley Forge, 1777
11 Indian Massacre at Wyoming, 1778
12 Action of Serapis and Richard
13 Capture of Major Andre, 1780
14 General Marion and British Officer, 1780
15 Surrender of Cornwallis, 1781
16 Lafayette at Mt. Vernon, 1782
17 Macedonian Captured by Frigate U. S., 1812
18 Commodore Perry at Lake Erie, 1813

Modern U. S. History.

Plain, 50 cents; Colored, $1.50.

19 Battle of Buena Vista, 1847
20 Scott entering Mexico, 1848
21 Bombardment of Fort Sumpter, 1861
22 Battle of Bull Run, 1861
23 Capture of Fort Donelson, 1862
24 Naval Combat, Monitor and Merrimac, 1862
25 Reading of Emancipation Proclamation, 1862
26 Battle of Antietam, 1862
27 Siege of Vicksburg, 1863
28 Battle of Gettysburg, 1863
29 Battle of Lookout Mountain, 1863
30 Siege of Petersburg, 1864
31 Kearsarge and Alabama, 1864
32 Farragut at Mobile Bay, 1864
33 Sherman's March through Georgia, 1864
34 Surrender of Lee, 1865
35 Assassination of Lincoln, 1865
36 Assassination of Garfield, 1881

Prang's American Civil War.

With Reading.

Plain, 50 cents; Colored, $1.50.

1 Sheridan's Final Charge at Winchester
2 Battle of Fredericksburg
3 Sheridan's Ride
4 Battle of Gettysburg
5 Battle of Antietam
6 Battle of Spottsylvania
7 Battle of Chattanooga
8 Battle of Kenesaw Mountain
9 Allatoona Pass, or "Hold the Fort"
10 Siege of Atlanta
11 Siege of Vicksburg
12 Battle of Shiloh
13 Capture of New Orleans
14 Monitor and Merrimac
15 Battle of Mobile Bay
16 Kearsarge and Alabama
17 Battle of Fort Hudson
18 Capture of Fort Fisher

South America—Brazil.

Rio Janeiro.

1 Harbor of Rio Janeiro
2 Brazilian Packet—Vessel entering the Harbor
3 Palms in the Botanical Gardens
4 Botanical Garden—Entrance
5 Avenue of Palms
6 Corcovado (Broken Back)
7 Avenue of Palms and Corcovado
8 A Tropical Bit—Botanical Gardens
9 Looking through Palms toward the Corcovado
10 A view in the Botanical Gardens
11 Tropical Shrubbery, Botanical Garden
12 Picturesque View of Rio Janeiro
13 Tree Ferns in Botanical Gardens
14 Corcovado from Botanical Gardens

Bahia.

15 Plaza del Customs
16 Rue de Commerco
17 Church of Bomfim
18 Ocean Tramps
19 View toward San Antonio Light House
20 Harbor View—North
21 " " South
22 Instantaneous view the Bay of All Saints
23 Panorama, from Bay of All Saints
24 The Theater
25 A Calieta or Sedan-Chair
26 Slaves Carrying a Load
27 Our Servant Domingo
28 A Slave Woman with a Turban
29 A Slave Woman with Long Curling Hair
30 A Slave Woman with Child on her Back
31 A Slave Making Straw Hats
32 Bahia off Cape San Antonio

Pernambuco.

33 View is the Harbor
34 Panorama of the Harbor
35 Fernando de Noronha—Brazilian Convict Settlement
36 Fernando de Noronha—Brazilian Convict Settlement

Dutch Guiana.

37 Arawak Indians
38 Group of Ackawoi Indians
39 A Servant Girl, Native
40 A Native Indian
41 Carib Indian, Female
42 Creole Girl
43 Ackawoi, Female
Creole Woman
Native Indian, Female
44 Servant Girl, Native
45 Native Indian, Male
46 Native Creole Girl
47 Native Indian; with String of Fish

Peru.

48 Harbor of Callao
49 Street in "
50 Bridge at "

FOR PRICE LIST OF SLIDES SEE PAGE 127.

51 On the Wharves, Callao
52 On the Sea Wall, "
53 Church at "
54 Street in "
55 Hoisting Cattle Aboard Ship at Payta
56 Statue of Bollivar at Lima
57 The Plaza, Lima
58 Front of Church of San José, Lima
59 Front of Cathedral, Lima
60 The Alameda, Lima
61 House of Torre Taigle, Lima
62 Plaza at Lima
63 Primitive Laundry, Lima
64 Cathedral from Plaza, Lima
65 Avenue in the Cemetery, Lima
66 Church of San Francisco, Lima
67 A Wayside Shrine, near Lima
68 Inquisition Building, Lima
69 Avenue in the Cemetery, Lima
70 View in the Cemetery, Lima
71 Monument in the Cemetery, Lima
72 Monument in the Cemetery, Lima
73 The Cemetery in Lima
74 Receptacles for the Dead of Lima
75 Death of Atahualpa, from a Painting in the Cathedral, Lima
76 Palace of the Exposition, Lima
77 Summer House in the Exposition Grounds,
78 In the Exposition Grounds, Lima
79 Cathedral at Lima
80 Municipal Palace, Lima
81 Front of the Cathedral, Lima
82 Church of San Francisco, Lima
83 Inca Mound, near Lima
84 Front of Church, Lima
85 Watering Place near
86 Inca Ruins near Lima
87 " " " "
88 On the Oroya R. R., near Varugas
89 Inca Terraces on the Oroya R. R.
90 Verugas Bridge, on the Oroya R. R.
91 Verugas Bridge, on the Oroya R. R.
92 On the Oroya R. R.
93 Group of Llamas, Peru
94 Group of Llamas, Peru
95 Herd of Llamas, Peru
96 Bridge on the Cuzco R. R.
97 Highest Elevation on the Cuzco R. R. (15,000 feet)
98 Church of San José, Arequipa
99 Street View, Arequipa
100 The Bridge at Arequipa
101 Government Building, Arequipa
102 Arequipa and Mt. Misti
103 On the Bridge, Arequipa
104 Street View, Arequipa
105 General View of Arequipa
106 Arequipa from the River
107 Street View, Arequipa
108 Panorama of Arequipa
109 Panorama of Arequipa
110 Panorama of Arequipa
111 Panorama of Arequipa
112 Arequipa from Hotel Central
113 Panorama of Arequipa
114 Arequipa on Fair Day
115 Panorama of Arequipa, from the R. R.
116 Panorama of the Plaza Arequipa
117 In the Suburbs of Arequipa
118 The Main Street, Arequipa.
119 Archway of the Municipal Palace, Arequipa
120 On the Outskirts of Arequipa
121 Municipal Palace, Arequipa
122 Municipal Palace, Arequipa
123 On the Bridge at Arequipa
124 Puno, Peru
125 Street View in Puno
126 Gateway in Puno
127 Carnival Time, Puno
128 A Quiet Street in Puno
129 Puno on Fair Day
130 Church at Puno
131 Cathedral in Puno
132 Market at Huliac, Peru
133 Weavers of Huliac
134 Sacred "Cross," Pisco, Peru
135 Street in Pisco
136 Cathedral of Sacramento, at Pisco
137 Hurricane Deck of the Steamship Mapocto
138 Ruin of an Inca Archway, at Tiahuanaca
139 Ruin of an Inca Palace, at Tiahuanaca
140 Inca Inscription Stone, at Tiahuanaca
141 Inca Mound at Tiahuanaca
142 Ancient Inca Bridge, Tiahuanaca
143 Inca Ruin at Tiahuanaca
144 Healing Springs of the Incas
145 Ruins of the First Spanish Settlement in Peru
146 Implements Manufactured by the Incas
147 Cloth Manufactured by the Incas
148 Cactus
149 Entrance to the Harbor of Mollendo, Peru
150 On the Shore, Mollendo, Peru
151 The Old Regra Bridge
152 Virgin of Copacobana

Patagonia.

153 Indians of Terra del Fuego, Patagonia
154 Straits of Magellan
155 Long Passage, Straits of Magellan

Ecuador.

156 River Front, Guayaquil, Ecuador
157 Market Boats in Guayaquil Harbor
158 River Front, Guayaquil
159 Front Street, Guayaquil
160 Cathedral, Guayaquil
161 Market Wharf, Guayaquil, from the River
162 Water Carrier, Mule with Breeches, Guayaquil
163 On the Guya River
164 Grove of Cocoanut Palms, on the Guya River
165 Native Village, on the Guya River
166 Native Home, Ecuador
167 Silk Cotton Tree, Ecuador
168 Ecuadorean Dugouts, Guya River
169 Panorama of Guayaquil
170 Bodegas, Ecuador
171 The Wharf, Bodegas
172 Up the River from Bodegas
173 The Plaza, Bodegas
174 Oh the Guya River, Bodegas
175 Washerwoman in Bodegas
176 Native House near Bodegas, with Cordilleras in Distance
177 On the Road to Balsapampa, Ecuador
178 Above the Clouds in the Mountains of Ecuador
179 View near Balsapampa
180 Seek and Ye Shall Find
181 Tropical Forest, Ecuador
182 Native Houses at Balsapampa
183 Tropical View near Bodegas
184 In the Cordilleras
185 Tropical Foliage, Ecuador
186 Bridge on a Branch of the Guya River, Ecuador
187 The Cordilleras, from Balsapampa
188 Hotel in the Mountains, Ecuador
189 Early Morning in the Mountains, Ecuador
190 In the Mountains of Ecuador
191 A Gathering Storm in the Andes, Ecuador
192 Encampment for the Night at Balsapampa, Ecuador
193 Tropical Foliage in the Cordilleras, Ecuador
194 Ecuadorean Dwellings
195 On the Road to Chimbo, Ecuador
196 Street of Chimbo, Ecuador
197 Plaza at Chimbo, Ecuador

FOR PRICE LIST OF SLIDES SEE PAGE 127.



347 Quiet Corner of La Paz
348 St. Juan Street, La Paz
349 Calle del Cordegla, La Paz
350 Suburbs of La Paz
351 Street, Kitchen and Chef, La Paz
352 La Paz, from the Park
353 " " " " looking east
354 La Paz and Mt. Illiamini
355 Alameda and Mt. Illiamini and Trees
356 The Plaza at La Paz
357 La Paz
358 General View of La Paz
359 Plaza of La Paz
360 In the Suburbs of La Paz
361 The Plaza, La Paz
362 Mule Train, Lake Titicaca
363 Panorama of Lake Titicaca
364 Indian Boy, Lake Titicaca
365 Indian Woman with Infant, Lake Titicaca
366 Indian Woman, Lake Titicaca
367 Lake Titicaca
368 " "
369 " "
370 " "
371 Pre-Inca Mound, Lake Titicaca
372 S. S. Acucho on Lake Titicaca
373 Indian Boat, Lake Titicaca
374 Rock Formation, Lake Titicaca
375 A Home on Lake Titicaca
376 Steamer on Lake Titicaca
377 Lake Titicaca
378 A Home on Lake Titicaca
279 Old Tower on the Shore of Lake Titicaca
380 Stone Quarries, Island of Titicaca
381 Ancient Seat of Justice, Lake Titicaca
382 Inca Ruins, Lake Titicaca
383 Inca, Garden, Lake Titicaca
384 Inca Building Stone, Bolivia
385 Native Grass Boats on Lake Titicaca
386 Inca Ruins, Bolivia
387 Courtyard of Nin Copacobana
388 Sacred Virgin of Copacobana
389 " Cross of Alabaster, Copacobana
390 The Cathedral of Copacobana
391 General View of Copacobana
392 A Store, Chililaya
393 Indian Cart, Bolivia

Chili.

394 Harbor of Valparaiso
395 " "
396 Shipping in Harbor, Valparaiso
397 Wharf at Valparaiso
398 On the Wharf at Valparaiso
399 Fiscal Mole at Valparaiso
400 Street in Valparaiso
401 Sailor's Statue, Valparaiso
402 Sailor's Monument, Valparaiso
403 The Bank of Valparaiso
404 Theater of "
405 Post Office, "
403 Panorama of "
407 Street in "
408 Private Residences, Valparaiso
409 Cemetery, Valparaiso
410 On the Hill, "
411 Suburbs of "
412 On the Santiago and Valparaiso Road, Chili
413 Santiago, Chili
414 Hill of Santa Lucea
415 " " "
416 " " "
417 Gateway, Hill of Santa Lucea
418 Spanish Coat-of-Arms on Gateway
419 Drive, Santa Lucea
420 Spanish Aqueduct at Santa Lucea
421 Staircase Cut in the Stone, Santa Lucea
422 Statue, Santa Lucea
423 Top of the Hill, Santa Lucea
424 View from the Hill of Santa Lucea
425 Chapel on the Hill of Santa Lucea
426 Theater at Santa Lucea
427 The Calicanto Bridge, Santiago
428 Lake at the Quinta Normal, Santiago
429 Lake at the Quinta Normal, Santiago
430 Lake at the Quinta Normal, Santiago
431 Museum and Lake, Quinta Normal, Santiago
432 Museum in Quinta Normal, Santiago
433 Museum in Quinta Normal, Santiago
434 House in the Quinta Normal, Santiago
435 Restaurant in the Quinta Normal, Santiago
336 Statue in the Quinta Normal, Santiago
437 Arcade, Santiago
438 Congresso National Building, Santiago
439 Interior Congresso National Building, Santiago
440 Plaza, Santiago
441 View in the Plaza, Santiago
442 Cathedral and Plaza, Santiago
443 Cathedral, Santiago
444 Cathedral, Santiago
445 Interior Cathedral, Santiago
446 Interior Cathedral, Santiago
447 Hotel de Francis and Plaza, Santiago
448 Side View Hotel de Francis and Plaza, Santiago
449 Hotel de Francis and Plaza, Santiago
450 Hotel de Francis and Plaza, Santiago
451 Hotel de Francis and Plaza, Santiago
452 Ox Team, Santiago
453 Alameda, "
454 " "
455 " "
456 Statue in the Alameda, Santiago
457 Fruit Sellers in the Alameda, Santiago
458 Lower Alameda, Santiago
459 The Mint, Santiago
460 Post Office, Santiago
461 " " "
462 Theater of St. Lucea, Santiago
463 Municipal Theater, Santiago
464 Municipal Palace and Plaza, Santiago
465 Municipal Palace, Santiago
466 Municipal Palace, Santiago
467 Interior Governor's Palace, Santiago
468 Room in Government Building, Santiago
469 Interior Senate Chamber, Santiago
470 Private Residences, Santiago
471 Street View in Santiago
472 Tramway, "
473 Plaza de Aimas, "
474 Old Bridge, "
475 Entrance Park Cuisino, Santiago
476 View in Park Cuisino, Santiago, Chili
477 Lake in Park Cuisino, Santiago, Chili
478 Lake in Park Cuisino, Santiago, Chili
479 Coal and Butter House, Park Cuisino
480 Restaurant in the Park Cuisino
481 Private Residences, Santiago
482 Private Residences, Santiago
483 Cemetery, Santiago
484 Mountains near Santiago
485 View near Santiago
486 Port of Arica, Chili
487 Harbor " "
488 Panorama of Iquique, Chili
489 Public Square, Tacna, Chili
490 Fountain in the Plaza, Tacna
491 Cathedral at Tacna
492 Street in Tacna
493 Street in Los Andes, Chili
494 Plaza and Cathedral, Los Andes, Chili
495 A Dusty Day in Los Andes, Chili

FOR PRICE LIST OF SLIDES SEE PAGE 127.

496 Andes Mountains, Chili
497 " " "
498 " " "
499 Crossing the Andes, "
500 Post Station in the Andes, Chili
501 Crossing the Andes, Chili
502 The Cumbre Andes, Chili
503 The Cumbre Andes, Chili
504 Post Station of Juncal, in the Andes, Chili
505 View in the Andes, Chili
506 Crossing the Andes, Chili
507 Early Morning in the Andes, Chili
508 Pass of Upspillaton, Andes, Chili
509 Chilian Andes
510 Post House in the Andes, Chili
511 Mount Aconcagua, Andes, Chili
512 Hotel, Mendosa, Chili
513 Hot Springs, Chili
514 Baths of Cauqueras, Chili
515 Road to the Baths of Chilian
516 On the Way to the Baths of Chilian
517 The Baths of Chilian
518 " " "
519 View at Lota, Chili
520 Cuaca Dance, "
521 A Chilian Country Fair
522 Inca Inscription Stone, Chili
523 Native Chilian Carts
524 Indians Masquerading, Chili
525 Vineyard in Chili
526 Antes de Ojos

Uruguay.

527 Harbor of Montevideo, Uruguay
528 Harbor of Montevideo, Uruguay
529 Harbor of Montevideo, Uruguay
530 Boarding the Steamer at Montevideo
531 Waiting to Land Passengers at Montevideo
532 Over the House Tops of Montevideo
533 Street in Montevideo
534 The Plaza, "
535 View from the Plaza, Montevideo
536 Fountain in the Plaza, Montevideo
537 Cathedral in Montevideo
538 Solis Theater, Montevideo

Argentine Republic.

539 Street in Buenos Ayres
540 Cathedral at " "
541 The Mole " "
542 Government Buildings, Buenos Ayres
543 Plaza at Buenos Ayres
544 " " "
545 Monument in the Plaza Buenos Ayres
546 *Calle Florida,* Buenos Ayres
547 Street in Mendosa, Argentine Republic
548 The Plaza, Mendosa
549 Public Square, Mendosa
550 Principal Street of Mendosa
551 Monastery, Mendosa
552 " "
553 " Ruins, Mendosa
554 Pampas of the Argentine Republic
555 Traveling on the Pampas
556 Pampas of the Argentine Republic

Africa.

Algeria.

1 The Harbor of Algiers
2 Instantaneous View — Algiers
3 Panorama
4 Marengo Gardens
5 Gallery in the Governor's Palace
6 Government Palace
7 The Mosque Djedid
8 Panorama of the City
9 " from the Admiralty Buildings
10 A Moorish Saloon
11 Cattle on Dusty Road
12 Women Returning from the Cemetery
13 A Tropical Garden
14 Moorish Women

The Azores.

15 Hota Fayal
16 Street Scene, Hota Fayal

Oran.

17 General View of Oran
18 Panorama of the Port of Oran
19 Court of the Mosque Der Pasha
20 Oran from the Mosque

Constantine.

21 On the Road to Constantine
22 General View of Constantine
23 Natural Bridge at Constantine

We have secured over one hundred original negatives of "Darkest Africa;" many of the "Interior" and of rare interest.

This list of Lantern Slides will be found very interesting. It is the most complete list of the subject ever published.

A Descriptive Lecture Reading in preparation.

Price, per slide, uncolored.....$ 50
Price, per slide, colored, unmounted, (to order only)..... 1 25

24 Interior of Portuguese Fort
25 View at Fayal
26 View of Fayal
27 St. Vincent Cape, De Verde Islands
28 St. Vincent Cape, De Verde Islands
29 St. Vincent Cape, De Verde Islands
30 Town Hall, St. Vincent
31 Public Hall. St. Vincent
32 Woman and Babe, St. Vincent
33 Free Town, Sierra Leone, W. Africa
34 Group of Free Town Natives
35 Women of Free Town
36 School Children, Free Town
37 Scene at Free Town
38 St. Paul de Loanda Angola, W. Africa
39 St. Paul de Loanda Angola, W. Africa
40 St. Paul de Loanda Angola, W. Africa
41 St. Paul de Loanda Angola, W. Africa
42 Interior Market Place, St. Paul de Loanda
43 Group of Natives, St. Paul de Loanda
44 Street of St. Paul de Loanda
45 Native of St. Paul de Loanda
46 Natives of St. Paul de Loanda, Kabinda Tribe, males and females
47 Woman and Child of St. Paul de Loanda
48 Group of Natives, St. Paul de Loanda
49 Street of St. Paul de Loanda
50 Market Place at Kabiri, near St. Paul de Loanda, near Railroad
51 Natives of Kabinda Tribe, St. Paul de Loanda
52 Scene on Quanza River, W. Africa
53 Kroo-men Tribe of W. Africa
54 Group of Natives of Massangana, Quanza River
55 Group of Women and Boys, Massangana, Quanza River
56 Street Scene of Dondo, Quanza River, W. Africa
57 Market Place at Dondo, Quanza River, W. Africa
58 House of "Chef de Dondo," Executive Officer of Dondo
59 Group of Dondo Natives
60 Boys of Dondo
61 Drill on Board U. S. S. Pensacola
62 U. S. S. Pensacola in Dock at Cape Town, S. Africa
63 View from Docks at Cape Town, S. Africa
64 View from Docks at Cape Town, S. Africa
65 Scene near Cape Town
66 Kloof Road, near Cape Town

FOR PRICE LIST OF SLIDES SEE PAGE 127.

67 A Summer Residence, Cape Town
68 A Summer Residence, Cape Town
69 Residents of Cape Town
70 Troop of British South Africa Co.'s Police
71 Ruins in Mangwato Country, at junction of Crocodile and Lotsam Rivers
72 Ox Wagon drawing Engine en route to Mashonaland
73 Scene along Crocodile River, S. Africa
74 Laager of British South Africa Co.'s Pioneers
75 Interior of the Laager
76 Group of Banyai Natives, S. Africa
77 Group of Mashona Natives sitting about a fire
78 Group of Mashona Natives sitting about a fire, S. Africa
79 Granite Boulder, 550 feet high, S. Africa
80 A Matebele Native, S. Africa
81 A Matebele throwing an Assegai
82 Group of Mashona Natives
83 Street of a Mashona Village
84 Huts and Graneries, Mashona Village
85 Group of Mashona Men, Women and Children
86 Group of Mashonas, with Axes
87 A Mashona Man, Front View
88 A Mashona Man, Side View
89 Group of Mashona Women and Boys
90 Group of Women about a fire
91 Natives of four South African Tribes: No. 1, Botonga; No. 2, Mangwato; No. 3, Mashona; No. 4, Makalaka
92 Natives of three South African Tribes: No. 1, Zula; No. 2, Matabele; No. 3, Mashona
93 A Mashona Man
94 Natives of Cape Colony bartering with Mashona Women
95 Group of Natives, old Chief in foreground
96 Group of Natives, old Chief in foreground
97 Village Scene, Mashonaland
98 A Native from Barotse Country, S. Africa
99 Zimbarvi Ruins, South Africa
100 Zimbarvi Ruins, South Africa
101 Zimbarvi Ruins, South Africa
102 Tower of Zimbarvi Ruins, S. Africa
103 House near Cape Town
104 Natives who live at Zimbarvi Ruins
105 Camp on Umvinzi River, Mashonaland
106 Scene on Hanyani River, Mashonaland
107 Scene on Hanyani River, Mashonaland
108 Mashona Village, among Rocks
109 Our Artist's House at Hartley Hills, Mashonaland
110 Our Artist's House at Hartley Hills
111 Scene in front of Hut Door, Hartley Hills
112 Miners' Camp at Hartley Hills, June, 1891
113 Miners' Camp at Hartley Hills, June, 1891
114 Cattle Kraal, eight-horse Stable, Hartley Hills
115 One of the Hartley Hills, Mashonaland
116 Auction Sale at Fort Salisbury
117 A Fort Salisbury Residence
118 A Fort Salisbury Residence
119 Fever Patients leaving for Hospital, Mashonaland
120 Camp at Hartley Hills
121 Mashonaland Agency Truck Wagons
122 Scene at Magnenda's, Mashonaland
123 Ruins near M'Koni's, Mashonaland
124 Ruins near M'Koni's, Mashonaland
125 Scene near M'Koni's, Mashonaland
126 White Men and Native Carriers in Camp
127 Sunset at Sea
128 British South Africa Co.'s Pioneers
129 Hottentot Venus

South Africa.

Cape Town.

1 Upper Lighthouse
2 The Docks
3 U. S. S. Swatara in the Docks
4 U. S. S. Swatara Refitting
5 Cape Town from the Chinese Cemetery
6 The Lion Head
7 Cape Town and Table Bay
8 Cape Town and Devil's Peak
9 Cape Town and Table Mountain
10 Cape Town and the Kloof
11 Clifton Cottage and Lion Peak
12 Muille Point Lighthouse
13 The Lion's Head, Profile
14 Roundhouse Hotel in the Kloof
15 Clifton House; Hotel near the Kloof
16 Huge Boulder, on the way to the Kloof
17 A Group of Kaffirs
18 " "
19 Kaffir Women carrying Wood
20 Kaffir Women
21 A Kaffir Village
22 In the Dock. (Instantaneous)
23 Group of Zulu Women
24 " " Warriors

Madagascar.

25 Caravan Route to Emyrne

India.

1 The City of Benares with Ghats
2 The Burning Ghats—Benares
3 Rajah Amethi's Temple Benares
4 Sumaree Temple—Benares
5 Sumaree Temple, Carvings—Benares
6 Temple at the Manikarnika Ghat—Benares
7 The Residency—Lucknow
8 Tomb at Lucknow
9 Agra, Gate of the Taj, near view
10 Agra, Gate of the Taj, distant view
11 The Taj at Agra
12 Interior of the Taj Tomb—Agra
13 The Secundra, near view—Agra
14 The Secundra, distant view—Agra
15 The Fort, Exterior—Agra
16 The Fort, Interior—Agra
17 Interior of the Motee Musjid—Agra
18 Delhi, Reading the Koran in the Great Mosque on Friday
19 Great Gate Fort Attack—Punjaub
20 Syadpoor, near Rawul Pundee
21 Soonder Temple—Nassick
22 Rock of Trickonoply
23 Mehavellipore, Solid Granite Temple
24 Carved Rock Temple—Mehavellipore
25 Rock Carvings—Mehavellipore
26 Granite Rocks from the North—Mehavellipore
27 Verandah Cut in the Granite Rocks—Mehavellipore
28 Granite Rocks and Temple—Mehavellipore
29 The Cracked Monolithic Temple — Mehavellipore
30 Carvings on the Face of Rocks—Mehavellipore
31 The Pagoda—Mehavellipore
32 First and Second Carved Rock Temples—Mehavellipore

FOR PRICE LIST OF SLIDES SEE PAGE 127.

33 Rock Temple—Mehavellipore
34 Boorhaupore, a Worshiping Musjid
35 Hoshungabad, Ruins of the Fort
36 The Bathing Ghat with Temples
37 Jubbulpore, the Maddun Mehal
38 Marble Rocks—Jubbulpore
39 Bellary, General View, near Jubbulpore
40 Curious Fort, Bellary—Jubbulpore
41 A Water Tank—Bombay
42 Caves of Ellora, Exterior—Bombay
43 Caves of Ellora, Interior—Bombay
44 Lahore, Baradari and Gate of the Great Mosque of Lahore
45 Amber, General View of Fort and Palace (a deserted city)
46 Gate of the Palace—Amber
47 Room in the Palace—Amber
48 A Tank near Amber
49 Tirupetty, the Temple
50 The Pagoda—Tirupetty
51 Ajunta, the Caves, general view
52 Interior of Cave No. 19—Ajunta
53 Interior of Cave No. 26—Ajunta
54 Oudypore, Temple of Juggernaut
55 Oudypore, Maha Suttee
56 Aboo, Dilwarrah Jain Temple
57 Aboo, Jain Temple, Interior
58 Aboo, Temple and Tank
59 Mt. Aboo, Achalgush Agui Koond
60 Ragnugger, the Marble Bun
61 Akbar, Marble Palace
62 Purchmaree, Curious Stone, said to be a load carried by the god Mahedo
63 Mandhatta, Carved Elephants, forming the base of the Jain Temple
64 Muree Hills, near Goradakha
65 Muree Hills, Bridge over the Darwaji Khuo Ravine
Srinuggur.
66 View down the Jhelum from Maharajah's City Palace
67 Maharajah's Suburban Palace on the Jhelum
68 Row of Poplars on the Banks of the Jhelum fronting British Residency
69 Bridge across the Jhelum and Panorama of Srinuggur
70 Fourth Bridge across the Jhelum, Panorama of the City and Citadel beyond
71 The Jhelum at Flood as seen from Takht-i-Suleiman above Munshi Bagh

INDIA.

Special attention is called to the fact that the following list comprises many new and rare India subjects, such as Glacier Views, Snow Bridges, Rattan Bridges, in the Himalayas 16,000 feet and more above the sea level, in the Lidda and Scind Valleys, about the Sacred Cave of Amurnath, to which pilgrimages are made by the Hindoos, many of whom perish by the cold in attempting to reach this holy place; portraits and figures of the natives and their Religious Customs, Temples, Bridges and rare bits; Srinuggur and its floating gardens, curious bridges, bazaars for the sale of the world-renowned Cashmere shawls and other fine embroidery work; the winding River Jhelum with its many curves suggesting the pattern or design on all Cashmere shawls.

Those of Nepal, with its sacred Temples at Khatmandu, are especially rare, owing to the difficulty of white men entering this province, which divides India from China; for in this country can be seen the mixture of Hindoo and Chinese architecture. Nepal is inhabited by many Hill Tribes, which tribes are ruled by its Rajahs, and although not under the British Government, it is under the protectorate of England.

Darjeeling and Mussoorie are two celebrated hill sanitariums, 7,000 and 8,000 feet above the sea, in the famous Himalayas. These places are much resorted to by the English and travelers in the summer; as from Darjeeling can be seen the world's second mountain, Kinchinjunga, 28,756 feet high, its peak under eternal snow; 45 miles distant, yet apparently very near.

Delhi, Agra, and Ceylon finish the list. Many of the subjects listed were collected and made by Mr. Ballantine, of Bombay, a long resident of India, who is thoroughly conversant with the manners and customs of the people, and who has carefully brought these original plates to this country.

CASHMERE.

72 Windings of the Jhelum in the Vale of Cashmere, giving rise to the shawl pattern
73 Bridge over the Nul-i-Mar, showing construction of Cashmere houses
74 Hindoo Temple and Perspective of the Apple Tree Canal opposite Chenar Bagh
75 Nishat Bagh on the Dul Lake
76 Verinag, with unfathomed Tank of Sacred Fish, built and resorted to by Akbar the Great (Mogul Emperor) during the summer months
77 Archibald Kiosk in Artificial Lake built by Akbar for his favorite wife
78 Panorama of Cashmere Valley from the Kiosk
79 Grand Poplar Avenue into the City of Srinuggur
80 Grand Poplar Avenue, Inside View
81 Suburbs and Citadel of Haripurbut
82 Maharajah's City Palace and Gilded Dome on the river Jhelum with Snowy Range
83 City Palace and Gilded Temple of Cashmere, Maharajah on the Jhelum
84 First Bridge (or Amir-i-Kuddel) across the Jhelum and Cashmere Boats
85 Looking up the Jhelum from Maharajah's Palace
86 Panorama from the Jhelum of the Temple and Citadel of Huripurbut
87 Hindoo temple on the Slope of Srinuggur Citadel
88 Shah Hamaidan's Musjid, most ancient mosque in Srinuggur, on bank of Jhelum
89 Polo Ground and Famous Avenue of Poplars
90 First Bridge across the Jhelum
91 Results of a Cashmere Earthquake
92 Ancient Stone Bridge across the Nul-i-Mar

FOR PRICE LIST OF SLIDES SEE PAGE 127.

93 Pavilion to Shalimar Gardens
94 Temple of Peyetch, best preserved specimen of Hindoo architecture in Cashmere
95 Preparing to ride an Elephant
96 A Caravansary
97 Shrine in Hindoo Temple
98 Shrine in Hindoo Temple
99 Shrine in Hindoo Temple
100 Shrine in Hindoo Temple
101 Threshing Rice
102 Native Boats on the Jhelum
103 Across the Jhelum
104 Fakir in front of his self-made Tomb
105 Native Cook toasting Bread with his toes while smoking
106 Bridge across the Nul-i-Mar
107 Cashmere Bazaar
108 Temple in Suburbs
109 A Bit of the Nul-i-Mar
110 Log Bridge across Nul-i-Mar
111 Panorama Views of the Floating Gardens on the Lake
112 Panorama of the Beautiful Lake Manusbal
113 Ancient Hindoo Temple nearly submerged on the borders of Manusbal
114 The Rajah of Chitral and Attendants
115 Cashmere Shawl Merchants and Bankers
116 Grand Temple where Cashmere's Maharajah worships in state on river Jhelum
117 View of Third Bridge (or Futteh Kuddal) across the Jhelum, and portion of the City
118 Fourth Bridge (or Zaine Kuddal) across the Jhelum
119 Panorama of river Jhelum above Fourth Bridge
120 Beautiful Hindoo Temple on the Jhelum below Seventh Bridge
121 Curious old Bridge with houses on it across Nul-i-Mar Canal
122 Curious old Bridge with houses on it across Nul-i-Mar Canal
123 Pandrethan, an Ancient Hindoo Temple above the City on the Banks of the Jhelum
124 Maharajah's City Palace and Gilded Dome on the Jhelum with snowy range beyond
125 Maharajah's City Temple and Gilded Dome
126 Front View of Black Marble Pavilion and Fountains of Shalimar where Lalla Rookh was married to the Prince of Bokhara
127 Side View of same
128 Hindoo Temple of Takht-i-Suleiman, 1000 feet overlooking Srinuggur
129 Gorge in the Scind Valley on the caravan route to Ladak
130 Towering Peaks with Snow drifted in Crevices overhanging caravan route to Ladak, Himalayas
131 Glacier and Village near Sonamurg on the road to Ladak
132 The Sanitarium of Gulmurg (Plateau of Roses) 4,000 feet above Srinugar, showing snowy range in the background
133 Judicial Court at Islamabad, showing Head Waters of the Jhelum flowing out from under it
134 General View of the Ruins of the Grand Temple to the Sun at Martund
135 Three perfect Arches remaining of the Grand Temple to the Sun at Martund
136 General View of the Ruins of Grand Temple to the Sun at Martund
137 Waterfall with Kiosk above it, built by Akbar, at Verinag
138 Mucheel, a Village beyond the first snowy range of the Himalayas
139 Mucheel, showing snowy range still beyond
140 Prince Buldeo Singh and his Marble Pavilion
141 Towering Peaks with snow drifted in crevices overhanging caravan route to Ladak
142 Interior of the Sacred Marble Cave of Amurnath, 16,000 feet above the sea
143 Dead Pilgrim found frozen on the Mountains of Amurnath
144 Specimen Types of the Indian Frontier Warriors, Himalayas
145 Wild Mountain View in Lidda Valley
146 Fog lifting from snow-capped Peaks on the road to Amurnath, at early dawn
147 Snow Bridge on the road to Amurnath, Himalayas
148 Gorge with Snow Bridge above vegetation limit *en route* to Amurnath
149 Above vegetation near the Sacred Cave of Amurnath
150 Marble Cliffs and Sacred Hindoo Cave of Amurnath, 16,000 feet above the sea
151 View from the Sacred Cave of Amurnath, 16,000 ft. above the Sea
152 Grand Panoramic View (above vegetation) of the Mountains and Glaciers around the Sacred Cave of Amurnath
153 Black Glaciers at Amurnath, 16,000 feet above the sea
154 Woosun Kuddul, characteristic Himalayan Bridge on the road to Ladak in the Scind Valley
155 Grand View in the Scind Valley
156 Gorge at North Entrance of Scind Valley blocked by snow shot in avalanches from peaks thousands of feet above
157 Accumulated Snow Avalanches and tremendous Precipices on the road to Ladak
158 Caravan *en route* from Russian Kashgar to Arabian Mecca via Bombay, requiring one year to complete the pilgrimage. Photographed in the Scind Valley
159 Glaciers at Sonamurg 20,000 feet above the sea, Himalayas
160 Glacier and Village near Sonamurg on the road to Ladak
161 Glacier and Forest at Sonamurg, on the road to Ladak
162 A Group of Native Musicians
163 Benares Ancient Buddhist Tope at Sarnath
164 Benares, the Burning Ghat
165 Benares, fronting the Ganges

Burmah.

166 Mandalay, Native Officer of High Rank
167 The Temple at Prome
168 Trichinopoly Mundapum, showing three of the Carved Horse Pillars
169 Great Pagoda at Pegu
170 Great Mosque at Beejapore
171 Vizianagram Ancient Hindoo Temple
172 Vizianagram Carved Stone Door of Temple
173 Jeypore, the Mahat from the Garden
174 Trichinopoly, Rock and Temple
175 Cawnpore, Memorial, full view

FOR PRICE LIST OF SLIDES SEE PAGE 127.

176 Cawnpore, Scene of Massacre
177 Cawnpore, Memorial Well of the Mutiny
178 The Black Bull
179 The Seven Temples
180 Native Snake Charmers
181 Native Prepared for Cremation
182 Hairy Family, Mat Phoon (Mother)
183 Hairy Family, Mat Mi (Daughter)
184 Hairy Family, Moung Phoset (Son)
185 Hairy Family, Moung Phoset, standing

Ceylon.

Colombo.

1 Ancient Buddhist Temple with Carvings
2 Arrival of a Train of Coffee Carts
3 Sensation Rock on the road to Kandy
4 Temple of the Sacred Tooth of Buddah
5 Natural Arch on the Wagon Road
6 Root of the India-rubber Tree
7 Singalese Girl
8 " Man
9 Native Girl with Jewelry
10 Native Girl with Jewelry
11 Native Hindoo
12 Street in Pettate
13 The Harbor
14 Natives Plowing with Ox-team
15 Madura, Grand Pagoda and Gopura
16 Madura, Sacred Tank and Island Temple

Kandy.

17 Panorama of the City
18 Kandian Lady
19 Interior Pagoda Temple
20 Tamconialu Street
21 Street Scene
22 Cabbage Palms

South Indian Ocean.

Neu Guinea.

1 Native Huts on the Trees
2 Tomb of an Aborigine
3 Native Boats
4 " Huts
5 Chief's House, Marine Village
6 Marine Fishing Village
7 Divers on the River Yatra
8 Kerguelan Land, Royal Sound
9 Kerguelan Land, Sunset Boat
10 Royal Sound, Kerguelan, South Indian Ocean
11 Possession Island, Crozet Group
12 East Island, Crozet Group

Australia.

Melbourne.

1 Menzies Hotel
2 Collins Street, East
3 Large Bourke Street
4 The Esplanade, St. Kilda
5 Steamship Pier, Sandridge
6 General Post-office
7 Government House
8 Victorian Treasury
9 The Royal Mint
10 Government Offices and Treasury Gardens
11 Bank of Australasia
12 Town-Hall Organ, fifth largest in the world
13 Panoramic view, Sydney
14 View of the Harbor and Sydney
15 Australian Black Fellow with Kangaroo and Boomerang
16 Australian Native Woman and Child
17 A Forest of Ferns
18 Scotts Church, Collins St., Bourke and Wills Monument
19 A Fiji Island Chief

Tasmania.

Hobart Town.

1 Hobart Town from the Observatory
2 Hobart Town from Venus Hill
3 The Sleeping Maiden
4 Monument to Sir John Franklin
5 Interior of Museum, Kangaroo
6 Interior of Museum, The Moa
7 Interior of Museum, Skeleton of Killer Whale
8 The Huon Road up Mt. Wellington
9 Tasmanian Forest with Ferns
10 Tasmanian Forest with Ferns
11 Fern Tree Bower, Mt. Wellington
12 Cook's Monument at the Bower
13 Tasmanian Forest
14 Fern Grove
15 Forest of Eucalyptus Trees, near Hobart Town
16 Near Summit of Mt. Wellington
17 Summit of Mt. Wellington
18 Elizabeth Street
19 A Cab-Stand
20 Residence of Governor
21 U. S. S. Swatara in the Harbor

England.

London.

1 Thames, from the Victoria Embankment, S.; instantaneous
2 Somerset House and the Victoria Embankment
3 Thames, Victoria Landing
4 Thames, through an arch of Waterloo Bridge
5 Egyptian Obelisk and Somerset House: Thames Embankment
6 Blackfriar's Bridge
7 House of Parliament and Thames Embankment
8 House of Parliament; Victoria Tower
9 House of Parliament, from Lambeth Terrace
10 House of Parliament and Westminster Abbey, from Lambeth Terrace
11 Westminster Bridge and Victoria Tower
12 Westminster Abbey, from Victoria Tower
13 Westminster Abbey; Facade
14 Westminster Abbey and House of Dean Stanley
15 Trafalgar Square, from Cumberland Terrace
16 Albert Memorial; general view
17 Albert Memorial; America
18 Albert Memorial; Europe
19 Albert Memorial; Asia
20 Albert Memorial; Africa
21 Newgate and Old Bailey
22 The Tower and Thames Shipping
23 Old Door, All Hallows' Church
24 The Thames, Cannon Street Station and Bridge
25 Crystal Palace, In the Grounds
26 Crystal Palace, Outside
27 Crystal Palace, Interior
28 Hampton Court Palace, Southeast
29 Hampton Court Palace, East
30 Kensington Palace
31 The Tower of London
32 White Tower from Southwest
33 Spurgeon's Tabernacle
34 Ludgate Hill and St. Paul's
35 St. Paul's from near Blackfriars
36 The Monument
37 Holy Trinity Church
38 Old Pulpit — Holy Trinity Church
38½ Dartmouth Washington Tablet
39 Wall in which are the Dartmouth Washington Tablets
40 Head of the Duke of Suffolk
41 Christ Church Hospital and School
42 St. Bartholomew's the Great
43 Panorama from Top of Church

FOR PRICE LIST OF SLIDES SEE PAGE 127.

44 Southwark Bridge
45 Blackfriars
46 Lyceum Theater
47 Convent Garden Theater
48 Bow Street Police Court
49 Somerset House
50 End of Somerset House
51 Somerset House and Thames Embankment
52 Thames Embankment and Cleopatra's Needle
53 Thames Embankment from Waterloo Bridge
54 Smithfield Market
55 Guildhall
56 Holy Trinity Church Nunneries
57 Detail Albert Memorial
58 Albert Memorial
59 Albert Hall and Memorial
60 Westminster Abbey, Front View
61 Westminster Abbey, Side View
62 Claxton's Window, Westminster Abbey
63 Entrance to Cloisters, Westminster Abbey
64 Interior, Westminster Abbey
65 Nave, Westminster Abbey
66 Choir, Westminster Abbey
67 Pall Mall, Westminster Abbey
68 Trafalgar Square
69 Coffee Stand
70 Foreign Office
71 St. James' Park
72 May Day Sweeps
73 Blind Beggar Reading on Waterloo Bridge
74 Sir Frederick Leighton's Hall
75 Sir Frederick Leighton's Studio
76 Millais' Studio
77 Bunhill Field, Tomb of John Bunyan
78 Bunhill Fields, Tomb of Richard Cromwell
79 Bunhill Fields, Tomb of Dr. Watts
80 Bunhill Fields, Tomb of Dame Page

Old London.

81 On Market, Cross and East Gateway
82 On Market, Cross and Church Tower
83 On Market, Cross and East Gateway
84 Hosier Lane
85 Staples Inn

British Museum.

86 Entrance, British Museum
87 Among the Columns and the Eastern Island Gods
88 In First Græco-Roman Room
89 Roman Room, Vestibule, East of Egyptian Gallery
90 Statues Against Wall, Græco-Roman Room
91 Egyptian Gallery
92 Egyptian Gallery, Rear End
93 Venus Aphrodite, Vestibule, Third Græco-Roman Room
94 Third Græco-Roman Room
95 Looking into Assyrian Transept
96 End of Assyrian Transept
97 Ephesian Room
98 Hellenic Room
99 Winged Bull from Nineveh
100 Winged Bulls—Door of Nimrod Gallery
101 Mittite Inscriptions
102 Mausoleum, Third and Fourth Century
103 Greenville Library
104 King George Library
105 Manuscript Room
106 Reading-Room
107 Head of Rameses II.
108 Grand Staircase
109 First Vase Room
110 Cleopatra's Coffin, Mummy Room
111 Mummy Room
112 Mummy Room, Showing Inside of Coffin
113 Etruscan Sepulchral Monuments
114 Terra-Cotta Sarcophagus
115 Assyrian Deities
116 Assur-Bani Pal, Hunting Lions, Basement
117 Paralyzed Lion
118 Building of Sennacharib's Palace at Konijunjik
119 Old Carthaginian Room
120 Græco-Roman Basement

South Kensington Museum.

121 Museum, Whale Room
122 Arch in Mall under Staircase
123 Statue of Darwin
124 The Bird Gallery
125 In the Coral Gallery
126 Reptile Gallery
127 Fish Gallery from Sponge Gallery
128 Gallery of British Zoology
129 Stuffed Mammals
130 Fossil Mammalia Gallery
131 Mineral Gallery
132 Meteorites
133 Sun Fish
134 Elephants
135 Giraffe Room
136 Bird Corridor
137 Nest of Great Titmouse in Bird Corridor
138 Staircase
139 Mammal Skeletons
140 Mammal Skeletons
141 Art Departments, Exterior
142 Looking into the Architects Court, from Iron Work Gallery
143 Architect's Court
144 Plaster Cast Court
145 Indian Department
146 Facade of Stone House at Buldenkshak
147 Indian Goldsmith, Carpenter and Designer
148 A Bodhisatwa Sacred Being Designed to be a Buddha
149 H. M. State Barge

Windsor Castle.

150 Windsor Castle
151 Grand Entrance, Windsor Castle
152 Grand Entrance, Near View, Windsor Castle
153 North Front, Windsor Castle
154 Southeast Front, Windsor Castle
155 Statue of Charles II.
156 St. George's Chapel
157 The Round Tower
158 Queen's Apartment and Long Walk
159 Queen's Apartment and Long Walk
160 Henry the Eighth Gate
161 Windsor Castle from the Meadows
162 Windsor Castle from the River
163 S. W. R. Station. Windsor and Round Tower
164 Windsor, from Eton, with Bridge
165 Windsor Castle, Park Street

Isle of Wight.

166 Off Cowes
167 Street in Cowes
168 Yachts Aground
169 Floating Bridge
170 The Queen's Landing Place
171 Norris Castle
172 Whippingham Church
173 Whippingham Queen's Almshouse
174 Ancient Parsonage—Woolton
175 Norman Door, Woolton Church
176 The Gardner's Cottage, Woolton
177 Quarr Abbey
178 Old Gateway, Binstead Church
179 The Fount
180 The Pulpit
181 The Pier at Ryde
182 The Esplanade—Ryde
183 Union Street
184 Apply Watch Tower—Ryde
185 Apply House
186 Apply Towers
187 The Priory
188 St. Helen's Tower
189 Bembridge and Harbor
190 Brading Village
191 Brading Church
192 Brading Church, Oglander Mortuary Chapel
193 Brading, Little James Cottage
194 Leigh Richmond's Church—Yaverlands
195 Door at Church—Yaverlands
196 Manor House—Yaverlands

FOR PRICE LIST OF SLIDES SEE PAGE 127.

197 Cottage and Lane—Yaverlands
198 Lane---Yaverlands
199 Culver Cliffs
200 Farmhouse near Sandown
201 Sandown
202 Arreton Church
203 Cottage Garden at Arreton
204 Grave of Dairyman's Daughter
205 Arreton Village
206 Arreton—Old Manor House
207 Sandown from Fort
208 Blackberry Lane—Sandown
209 Lane near Sandown
210 Shanklin from Cliffs
211 Bridge on the Chine—Shanklin
212 The Chine from Shore
213 The Fall—Shanklin
214 Old Village—Shanklin
215 Bold Cliffs near Shanklin
216 On the Sands, (Reflection), Shanklin
217 Luccombe Chine
218 Luccombe Chine
219 Fisher's Cottage, Luccombe Chine
220 The Landslip
221 The Landslip
222 St Boniface Church, Bonchurch
223 Old Tombs, St. Boniface Church
224 The Pond at Bonchurch
225 Ventnor
226 Ventnor Station
227 Appulder Combe
228 Steephill Castle
229 Undercliffe
230 End of Undercliffe
231 Going Down Blackgang Chine
232 Blackgang Chine from the Shore
233 Blackgang Chine from the Shore
234 Freshwater Bay
235 Tennyson's Home, Farringford
236 Lane at Farringford
237 Rocky Cliff at Freshwater Bay
238 General View at Freshwater Bay
239 Arched Rocks, Freshwater Bay
240 Arched Rocks, Freshwater Bay
241 Arched Rocks, Freshwater Bay
242 Mottestone Church
243 Mottestone Manor House
244 Shorewell
245 Road to the Needles
246 The Needles
247 Alumn Bay
248 From Hotel Toward Needles, Alumn Bay
249 Colored Cliffs, Alumn Bay
250 Totland Bay
251 Pulpit, Newport Church
252 Princess Elizabeth's *Tomb*
253 Carisbrooke Castle, Entrance Gate
254 Carisbrooke Castle, Entrance
255 Doorway or Entrance Towers, Carisbrooke Castle
256 Inner Moat, Carisbrooke Castle
257 Ivy-Clad Walls, Carisbrooke Castle
258 Keeper's Residence and Well-House, Carisbrooke Castle
259 The Keep, Carisbrooke Castle
260 The Steps to the Keep, Carisbrooke Castle
261 Ruins of St. Nicholas Chapel, Carisbrooke Castle
262 Apartments of Princess Elizabeth, Carisbrooke Castle
263 Carisbrooke Village, seen through the Ramparts of Castle
264 Harvest Scene
265 Osborne House, Isle of Wight
266 Corridor of the Osborne House
267 View of Cowes
268 Carisbrooke Castle, Isle of Wight

Miscellaneous—England.

269 Town Hall—Liverpool
270 Wellington Monument—Liverpool
271 Lime Street—Looking South
272 Dale Street
273 St. George's Hall
274 Prince's Dock
275 Holyrood Castle
276 Chapel Royal, Holyrood Castle
277 Great Door, Holyrood Castle
278 Queen Mary's Bed-Room, Holyrood Castle
279 Rochester
280 Rochester, from Strood
281 Workingman's Club—Rochester
282 Old Gateway, Rochester
283 Rochester Castle
284 Rochester Cathedral
285 Old Gateway—Rochester Cathedral
286 Door and Chapter House
287 Gorman Door and Old Street
288 Elevation of Norman Door
289 Interior — Rochester Cathedral
290 Sanctuary — Rochester Cathedral
291 Norman Arches—Rochester Cathedral
292 Wells Cathedral
293 Salisbury Cathedral
294 Wimborn Minster, Side View
295 Wimborn Minster, Entrance
296 Fountains Abbey, from River
297 Tintern Abbey, Interior
298 Netley Abbey, the East Window
299 St. Mary's Abbey—York
300 Berry Pomeroy Castle
301 Berry Pomeroy Castle, the Guard Room
302 Lancaster Castle
303 Interior of Lancaster Castle
304 Roman Altar, Lancaster Castle
305 Branding Hand
306 Kenilworth Castle
307 Leicester Buildings, Kenilworth Castle
308 Ilam Cross and Fountain—Derbyshire
309 Ilam Church
310 Ilam Church, David Pike Watt's Monument
311 Ilam Rock, Dovedale—Derbyshire
312 Lion Rock, Dovedale—Derbyshire
313 Dove Holes, Dovedale—Derbyshire
314 Pickering Tars—Derbyshire
315 Reynard's Cave—Derbyshire
316 Sissington Church
317 Ortmarton Manor
318 Matlock Bath
319 Newby Bridge and Swan Inn
320 Newby Bridge
321 Station at Lakeside
322 Bowness, from Boat
323 Waterhead, Windermere Lake
324 On Road from Waterhead to Ambleside
325 Old Mill Stream—Ambleside
326 Queer Lane—near Ambleside
327 Stock Ghyll Force—near Ambleside
328 Near the Foot of Stock Ghyll Force
329 A Peep on the Stock Ghyll Force
330 Foot of Windermere
331 Borrowdale Valley
332 Head of Buttermere Lake
333 Study of Ragweed on Wallsfell Side
334 Derwentwater and Friar's Crag
335 At Betham
336 Betham Village
337 Mill at Gill Banks—near Eskdale
338 View from the Church Tower—Wickham
339 On the Dart—Holmes from the River
340 On the Dart—Sharpham
341 Source of the River Brent
342 On the River Wey, Elstead—Surrey
343 The Thames at Isleworth
344 The Thames at Roulter's Lock

FOR PRICE LIST OF SLIDES SEE PAGE 127.

345 View from the Richmond Bridge
346 Oxford, General View
347 Oxford — Pembroke Street
348 Hadden Hall, from the Terrace
349 Thatched Cottage—Southport
350 A Kentish Lane, West Orpington—Kent
351 Shade in Epping Forest
352 English Farm-Yard Scene
353 Yew Tree at Selborne
354 Southampton
355 The Bar Gate—Southampton
356 Steamer at Southampton
357 St. Michael's Mount—Penzance
358 The Docks, Liverpool

London.

359 Westminster Abbey, West Front
360 Westminster Abbey, Coronation Chair
361 House of Lords, (Interior)
362 Thames Embankment
363 Horse Guards
364 Bank of England
365 London Bridge
366 On the Strand
367 Tower of London
368 Tower of London (the White Tower)
369 Tower of London (Site of the Scaffold)
370 Hampton Court Palace
371 Westminster Tower and Bridge
372 Westminster, Thames Embankment
373 Trafalgar Square, Nelson Monument
374 Egyptian Obelisk, Thames Embankment
375 River Thames, from Lambeth Terrace
376 Pall Mall, Waterloo Place
377 Piccadilly
378 The Temple Bar Memorial
379 Crimea Monument
380 Waterloo Bridge
381 On London Bridge
382 St. Paul's from the Thames
383 St. Paul's from Southwark

Windsor.

384 The Home Park
385 The Royal Park
386 Windsor Castle and Royal Park
387 Windsor Castle and Royal Park
388 View of Eton and the Weir
389 Southdown Sheep, at Eton
390 Eton College, across the Weir
391 Rural View of Eton
392 Eton College

Oxford.

393 Christ Church College
394 Christ Church College Tower
395 St. Aldate's Church
396 The River Isis
397 Lincoln College
398 Balliol College
399 Pembroke College
400 Jesus College
401 Exeter College
402 All Saints' Church
403 Exeter College
404 Bodleian Library
405 All Souls College
406 Oriel College
407 Clarendon Building

Stratford-on-Avon.

408 Shakespeare's House
409 The Church. Shakespeare's Burial-place
410 The Church. Shakespeare's Burial-place
411 The Avon and Shakespeare Memorial
412 Across the Avon
413 The Banks of the Avon
414 Shakespeare Memorial Building
415 Red Lion Inn
416 Guild Chapel
417 Groups of Cattle on the Banks of Avon
418 Cattle Waiting at the Gate
419 Group of Cattle
420 Group of Cattle
421 Picturesque Group of Cattle
422 Grave of Shakespeare
423 Shakespeare Monument
424 Horses Grazing.

Warwick.

425 Warwick Castle
426 A Street in Warwick: Timbered Houses
427 Warwick Arms
428 St. Mary's Church
429 Warwick Castle
430 Warwick Castle, Armor Hall
431 Warwick Castle, Banqueting Hall
432 Warwick Castle, from the Bridge

Kenilworth.

433 Ruins of Kenilworth Castle
434 Ruins of Kenilworth Castle
435 Ruins of Banqueting Hall
436 Ruins of Kenilworth Castle
437 Kenilworth Castle, from the Bridge
438 St. George's Hall, Liverpool
439 The Inn at Aweton
440 Residence, Salisbury Close
441 In Carisbrooke Castle
442 Rievaulx Abbey, from the Southeast
443 Exeter Cathedral (Interior)
444 Stonehenge

Wales.

445 Waterloo Hotel, Bettwys y Coed
446 Chapel at Bettwys y Coed
447 Pont y Pair at Bettwys y Coed
448 Pont y Pair at Bettwys y Coed
449 Pont y Pair, close view, Bettwys y Coed
450 Dolyddellah Castle
451 Damnyon eyes Castle
452 Conway Castle and Bridge

Liverpool.

453 The Quadrant, etc.
454 St. George's Hall
455 St. George's Hall, Interior
456 London and North Western Hotel
457 The Quadrants, etc.
458 The Exchange
459 Lord Street
460 Church Street
461 View in George's Dock
462 St. George's Landing Stage
463 Claughton Ferry Boat

New Brighton.

464 The Lighthouse
465 Birkenhead Park

Liverpool.

466 St. George's Hall
467 St. George's Hall, and Lime Street
468 St. George's Hall and Lime Street
469 St. George's Hall, Interior
470 The Lions, St. George's Hall
471 The Exchange
472 The Exchange, "Merchants on" Change
473 The Exchange, Nelson Monument
474 St. George's Crescent
475 St. George's Church
476 St. Patrick's Church, Interior
477 S. S. Britannic, and Ferry Boats
478 S. S. Alaska, and Ferry Boats
479 S. S. Britannic and Ferry Boats
480 Landing Stage
481 Landing Stage, Baggage Rooms, etc.
482 Langton Dock
483 Prince's Dock
484 Prince's Dock
485 Prince's Dock
486 George's Dock
487 Custom House
488 George's Dock
489 Prince's Park
490 Prince's Park
491 Prince's Park
492 Prince's Park
493 Allerton Church
494 Knowsley Church
495 Croxteth Hall
496 Seaforth Battery
497 Speke Hall, near Liverpool
498 Speke Hall, near Liverpool

New Brighton.

499 On the Sands, Fort and Lighthouse
500 Fort and Lighthouse
501 The Lighthouse
502 S. S. Pavonia, off Egremont

FOR PRICE LIST OF SLIDES SEE PAGE 127.

503 Egremont
504 Birkenhead, from Liverpool
505 Birkenhead, View in the Park

Manchester.

506 Albert Memorial

Isle of Wight.

Cowes.

1 View from the West
2 The Green
3 Newport Church, Tomb of Princess
4 Arreton Church

Carisbrooke.

5 The Castle, from the Lake
6 The Castle, The Gateway

Osborne House.

7 From the East
8 From the Southeast
9 From the Northeast
10 From the Southeast
11 From West

Sea View.

12 The Hotel, etc.

Ryde.

13 View from the Pier
14 The Pier

Brading.

15 General View
16 General View
17 Little Jane's Grave

Sandown.

18 The Bay, From Cliffs
19 On the Sands
20 The Sands, from Pier

Shanklin.

21 Sandown Bay
22 Sandown Bay, from Cliffs
23 Sands and Bay
24 The Esplanade
25 The Sands and Chine
26 Dunnose Head and Sands
27 "Crab Inn," etc.
28 The Chine Road
29 The Chine
30 The Chine
31 View in the Chine
32 View in the Chine Bridge
33 View in the Chine
34 The Chine Inn
35 The Chine Fountain
36 Above the Chine
37 Above the Chine

Luccombe.

38 The Cliffs
39 The Chine, looking up
40 The Cliffs

Bonchurch.

41 Village and Pond
42 "Fountain"
43 The Old Church
44 The Beach
45 The Hotel

Ventnor.

46 Pulpit Rock
47 From Upper Bonchurch
48 View from the Park
49 The Esplanade
50 View from East Cliff
51 View from West Cliff
52 The Esplanade
53 View from the Pier
54 The Beach
55 Royal Hotel and Downs
56 Marine Hotel
57 Crab and Lobster Hotel
58 Trinity Church
59 Hamboro' Road
60 Steephill Castle, Front View
61 Steephill Cove, Lobster Pots

Gad's Hill.

62 The Village
63 The Undercliff Niton

Blackgang Chine.

64 View from the Beach
65 The Cliffs
66 The Upper Chine
67 The Upper Chine
68 The Chine
69 The Chine
70 The Chine
71 Coast View
72 Lighthouse, St. Catherine's Point
73 Brook Church

Freshwater.

74 The Gate
75 The Bay
76 The Hotel
77 Arched Rocks
78 The Needles, from Above
79 The Needles, from Beach
80 The Needles, from Beach
81 The Needles, from Beach
82 View off the Needles
83 Alum Bay, Hotel and Needles
84 Scratchall's Bay
85 Yarmouth
86 Yarmouth
87 Tennyson's Lane
88 Tennyson's House

Scotland.

Aberdeenshire—Aberdeen.

1 Aberdeen, from Troy
2 Aberdeen University, King's College
3 Aberdeen University, King's College
4 Aberdeen University, Quadrangle
5 Aberdeen, Union Bridge
6 Aberdeen on the Dee, from Allenvale

Deeside.

7 Bridge of Dee, near Aberdeen
8 Midmar Castle
9 Rob Roy's Cove, near Ballater

Balmoral.

10 Castle, from River
11 Castle, from North-West
12 Valley of Dee, at Balmoral

Braemar.

13 Braemar, from Morrone
14 Bridge of Clunie
15 Valley of the Dee
16 Bridge of Dee and Craig Clunie
17 Old Mar Castle
18 Old Bridge of Dee at Invercauld

Argyleshire—Oban and Vicinity.

19 Oban, from the South-West
20 Oban, the Esplanade
21 Shepherd's Hat and Sound of Mull (Moonlight)

Inverary.

22 Inverary, from the East
23 Inverary, the Marriage Tree
24 Dunderave Castle, Head of Loch Tyne

Campbeltown.

25 Campbeltown, the Harbor
26 Campbeltown, Main Street
27 Campbeltown, Dalmally and Loche Awe
28 Ben Cenachan, from Dalmally
29 On Loch Awe (Instantaneous)
30 The Islands, Loch Awe
31 Kilchwen Castle

Glencoe.

32 The Scene of the Massacre
33 Waterfall in the Glen
34 Pass of Glencoe, from near the Bridge of the Three

Island of Mull.

35 Carsaig Arches

Island of Staffa.

36 Fingall's Cave
37 Fingall's Cave, Looking in
38 Fingall's Cave, Looking out
39 Fingall's Cave, from Sea
40 Staffa, from the Summit

Ayrshire—Ardrossan and Vicinity.

41 Saltcoasts, Eglinton Street
42 West Kilbride

Ayr.

43 Ayr, "The Twa Brigs"
44 Ayr, High Street and Wallace Tower
45 Ayr, the Auld Brig
46 Ayr, "Tam o' Shanter" Inn
47 The Auld Brig o' Doon
48 Auld Alloway Kirk, Burial-Place of the Burns Family
49 Burns' Cottage
50 Burns' Cottage
51 Burns' Cottage, (Interior)
52 Burns' Cottage, (Interior)
53 "Tam o' Shanter and Souter Johnny"

Ballantrae.

54 Ballantrae, from the East

FOR PRICE LIST OF SLIDES SEE PAGE 127.

Girvan.

55 Girvan, from North-West

Ayrshire—Kilmarnock and Vicinity.

56 Kilmarnock, Burns' Monument
57 Dean Castle
58 Rowallan Castle
59 Crawfordland Castle
60 Caprington Castle
61 Wallace Tower
62 Dundonald Castle

Largs.

63 Largs Bay
64 Fairlie Castle

Caithness Shire.

65 View at John o' Groats
66 John o' Groat's House Hotel

Clackmannan and Stirling Shires.—Stirling and Vicinity.

67 Stirling, from the Abbey Craig
68 Stirling, from Polmaise
69 Greyfriar's Church
70 Wallace Monument
71 Wallace Statue
72 Stirling Castle, from the Tower
73 Stirling Castle, from the Ladies Hill
74 Stirling Castle, the Palace
75 Stirling Castle, South Front
76 Stirling Castle, Bruce's Statue
77 Stirling Castle, Bruce's Statue
78 Field of Bannockburn, from Gillie's Field

Dunblane and Vicinity.

79 Dunblane, Cathedral
80 Keir House
81 Doune Castle

Dumfries Shire.

82 Dumfries, from South
83 Dumfries, Greyfriars Church

Annan.

84 Annan, from River

Fifeshire—St. Andrews.

85 Cathedral, West Front
86 Cathedral, West Doorway
87 Cathedral, from East

Anstruther.

88 Anstruther, from East

Forfarshire—Dundee and Vicinity.

89 Dundee, from the Law Hill
90 Dundee, from Old Steeple
91 High Street, Royal Exchange
92 University College
93 On the Firth of Tay

Tay Bridge.

94 Tay Bridge, from the South
95 Tay Bridge, from the South
96 Tay Bridge, from the South, after the Accident
97 New Tay Viaduct
98 New Tay Viaduct, First Train from North
99 New Tay Viaduct, First Train from North

Forfarshire—Airlie.

100 Airlie Castle (the Bonnie House o' Airlie)
101 Airlie Castle (the Bonnie House o' Airlie)
102 Reekie Linn

Montrose and Vicinity.

103 Montrose, from the Bridge
104 Montrose, Panoramic
105 Suspension Bridge

Glen Esk.

106 Gannochy Bridge, from Above
107 "A Bit" in the Glen
108 Invermark Castle and Bridge
109 Queen's Cottage, Glenmark

Haddingtonshire—Haddington and Vicinity.

110 Haddington, Court Street
111 Haddington, High Street
112 Haddington, Bothwell Castle
113 Haddington, Knox Institute

Berwick-on-Tweed.

114 Berwick-on-Tweed

Inverness Shire.

115 Inverness Municipal Buildings
116 Cathedral
117 Cathedral, the Front
118 Castle and Bridge
119 Culloden Field
120 Culloden House

Fort William.

121 Ben Nevis, from Corpach
122 Ben Nevis, from near Banavie
123 Ben Nevis, the Summit
124 Ben Nevis, the Observatory
125 Ben Nevis, Sunset on
126 Glen Nevis
127 Entrance to Glen Nevis
128 In Glen Nevis

Island of Skye.

129 Portree, from the Bay
130 Portree Hotel
131 Portree Bay
132 The Old Man of Storr

Island of Lewis.

133 Stornoway
134 Stornoway Castle
135 Stornoway, the Conservatory
136 On the Creed at Stornoway
137 At the Mouth of the Creed
138 Herring Fleet at Stornoway, going out (evening)

Kincardinshire—Stonehaven and Vicinity.

139 Stonehaven, from Bervil Braes
140 Stonehaven, "Off"
141 Stonehaven, Dunottar Castle

Kirkcubrightshire—Castle Douglas.

142 Castle Douglas
143 Castle Douglas, Bridge of Dee

Lanarkshire—Glasgow and Vicinity.

144 Cathedral
145 Cathedral, the Crypt
146 George Square
147 New Municipal Buildings
148 University
149 University, Central Station Hotel
150 St. John's Terrace
151 West Park Terrace
152 Royal Crescent, Crosshill
153 Stock Exchange
154 In the Botanic Gardens
155 Kibble Palace

Paisley and Vicinity.

156 Paisley Abbey
157 Paisley Abbey and Sounding Aisle
158 Hamilton Palace
159 Bothwell Bridge
160 Bothwell Castle
161 Bothwell Castle, the Quadrangle

Falls of Clyde.

162 Bonnington Falls
163 "A Bit" at Bonnington Falls
164 Cora Linn

The Clyde.

165 Dunbarton Castle
166 Dunbarton Castle
167 Dunbarton, from River
168 Greenock, from the Whin Hill
169 Lochgoil, Carrick Castle

Rothesay and Kyles of Bute.

170 Kyles of Bute
171 Kyles of Bute, looking East
172 Rothesay
173 Rothesay Castle
174 Rothesay, Lover's Walk
175 Craigmore, from Pier

Millport.

176 Millport, from East
177 Millport, Cathedral of Argyle and the Aisles (Interior)

Island of Arran.

178 Druidical Stones
179 Druidical Stones, and Goatfell
180 On the Coast of Arran (Instantaneous)

The Lothians—Edinburgh and Vicinity.

181 Edinburgh, from the Calton Hill
182 Edinburgh, from the Calton Hill
183 Edinburgh, from the Castle
184 Edinburgh, Old Town and Waverly Bridge

FOR PRICE LIST OF SLIDES SEE PAGE 127.

185 Edinburgh Castle
186 Edinburgh, Princess Street, looking East
187 Edinburgh, Princess Street, looking West
188 Edinburgh, Scott Monument
189 Edinburgh, Waterloo Place(Instantaneous)
190 Edinburgh, General Post Office
191 Edinbugh, Bank of Scotland
192 Edinburgh, Burns' Monument
193 Edinburgh, Greyfriars Church
194 Edinburgh, John Knox's House
195 Edinburgh, Royal Infirmary
196 Edinburgh, Albert Memorial Statue
197 Edinburgh, St. Giles Cathedral
198 Edinburgh, St. Mary's Cathedral
199 Edinburgh, New University
200 Edinburgh, St. John's Church and Castle

Holyrood Palace.

201 Holyrood, from the Calton Hill
202 Holyrood, from the North
203 Holyrood, the Doorway
204 Holyrood, the Fountain
205 Holyrood, the Quadrangle
206 Holyrood, Mary, Queen of Scots (Portrait)

Rosslyn.

207 Rosslyn Chapel
208 Rosslyn Castle
209 Craigmillar Castle, from South-West
210 Craigmillar Castle, from East

The Forth Bridge.

211 The Forth Bridge
212 The Forth Bridge
213 The Forth Bridge
214 The Forth Bridge, from South
215 The Forth Bridge, Main Span, from West(May 1888)
216 The Forth Bridge, Queen's Ferry, Main Pier (September, 1888)
217 The Forth Bridge, Fife, Main Pier (Sept. 18, 1888)

Linlithgow.

218 Palace and Loch
219 Palace from Northwest
220 Palace, the Quadrangle
221 Palace, Room in which Mary, Queen of Scots was Born

Peebles Shire—Peebles and Vicinity.

222 Peebles
223 Peebles, from North

Perthshire—Perth and Vicinity.

224 Perth, from Kinnoull Hill
225 Perth, Railway Station

Newburgh and Abernethy.

226 Newburgh, High Street.

Strathearn.

227 Free Church
228 The Deil's Cauldron
229 The Deil's Cauldron

Loch Katrine and Trossachs.

230 Glen Finlas, Tom Dubh
231 Brig o' Turk
232 Loch Achray and Ben Venue
233 Trossachs, Loch Achray and Ben Venue
234 Waterfall in Trossachs Glen
235 Trossachs Hotel, Loch Achray and Ben Venue
236 Trossachs Church, Loch Achry and Ben Venue
237 Trossachs and Ben Venue
238 Trossachs and Ben A'an
239 Trossachs and Ben A'an
240 Loch Katrine, from Roderick Dhu's Watch Tower
241 Loch Katrine, Trossachs Pier
242 Loch Katrine, Silver Strand
243 Loch Katrine and Ben Venue, Mist Effect
244 Loch Katrine from Goblin Cave

Loch Lomond.

245 Loch Lomond and Ben Lomond
246 On Loch Lomond, at Luss
247 Ben Lomond, from Luss
248 Ben Lomond, from Luss Mist Effect
249 Loch Lomond, above Rowardennan
250 Rob Roy's Prison
251 Ben Lomond, from Tarbet
252 Inversnaid Hotel
253 Inversnaid Falls
254 Inversnaid Falls, from the Loch
255 Rob Roy's Cave

Killiecrankie.

256 The Pass, from Below the Bridge
257 Killicrankie Cottage

Blair Athole.

258 Blair Athole

Rosshire—Dingwall,

259 Dingwall, looking to Ben Woris
260 High Street, looking West

Strathpeffer and Vicinity.

261 Ben Woris Hill
262 Ben Woris, from Strathpeffer

Roxburgshire—Melrose,

263 Melrose, from Prior's Bank
264 Melrose and Cowdenknowes
265 Melrose and Gattonside
266 Melrose Abbey
267 Melrose Abbey, from South
268 Melrose Abbey, from East
269 Melrose Abbey, from South-East
270 Melrose Abbey, Chancel and East Window

Abbotsford.

271 Abbotsford, from Tweed
272 Abbotsford, from the South-East
273 Abbotsford, from the South-West
274 Abbotsford, from the Garden
275 Abbotsford, the Garden front
276 Entrance Hall (Interior)
277 Armory (Interior)
278 The Study (Interior)
279 Library (Interior)
280 Drawing Room (Interior)

Dryburgh and Vicinity.

281 Dryburgh Abbey, from East
282 Dryburgh Abbey, from South-East
283 Dryburgh Abbey, from South-West
284 Dryburgh Abbey, from South

Kelos and Vicinity.

285 Kelos Abbey
286 Kelos Abbey and Bridge on Tweed

Jedburgh.

287 Jedburgh Abbey, from River
288 Jedburgh Abbey, from South-East
289 Jedburgh Abbey, from North-West
290 Jedburgh Abbey, Nave, looking West

Artists' Studies—Studies of Deer-Stalking, Cattle, etc.

291 Royal Stag
292 A Highland Piper
293 A Highland Carrier
294 "The Hen Wife"
295 The Spinning Wheel

Ireland.

Dublin.

1 Sackville Street
2 The General Post Office
3 St. Patrick's Cathedral
4 St. Patrick's Cathedral, Interior
5 Dublin Castle
6 Bank of Ireland (Old Houses of Parliament
7 Trinity College
8 Trinity College, The Quadrangle
9 The Custom House
10 The City Hall
11 Terminus of Gt. S. & W. Railway
12 Statue of Daniel O'Connell
13 The Grave of Daniel O'Connell

FOR PRICE LIST OF SLIDES SEE PAGE 127.

14 In the Phœnix Park
15 Statue to Edmund Burke

County Wicklow.

16 Bray Head
17 Enniskerry
18 The Scalp
19 The Glen of the Downs
20 St. Kevin's Bed
21 The Devil's Den

County Wexford.

22 Enniscorthy
23 Eden Vale Waterfall
24 Selsker Abbey
25 Dunbrody Abbey

County Kilkenny.

26 Kilkenny
27 Kilkenny Castle
28 Jerpoint Abbey
29 Jerpoint Abbey, Interior

County Waterford.

30 Waterford
31 Dunmore

County Tipperary.

32 Rock and Ruins of Cashel
33 Holycross Abbey
34 Holycross Abbey, Interior
35 Clonmel
36 Clonmel, The West Gate
37 Clonmel, St. Patrick's Well

County Cork.

38 Cork, Patrick St.
39 Cork, Grand Parade
40 Cork, St. Patrick's Bridge
41 Cork, St. Finnbar's Cathedral
42 Cork South Wall
43 Cork Shandon Church
44 Blarney Castle
45 Blarney Castle
46 Blarney Castle—The Peep Hole
47 Blarney Castle—Kissing the Blarney Stone
48 Queenstown
49 Glengariff
50 Glengariff, Lord Bantry's Cottage

Killarney.

51 General view of the Lakes of Killarney
52 Muckross Abbey Ruins
53 Muckross Abbey Nave
54 Ross Castle
55 Innisfallen
56 The Lower Lake
57 Victoria Rock, Middle Lake
58 Jacky boy's Bay Torc Lake
59 O'Donoghue's Wine Cellars
60 The Colleen Bawn Rock
61 The Old Weir Bridge
62 Eagle's Nest Mountain
63 The Gap of Dunloe
64 The Gap of Dunloe, Kate Kearney's Cottage
65 Tunnel on the Kenmare Road
66 The Black Valley
67 Forester's Cottage, Ross Island
68 The Devil's Island
69 The Upper Lake
70 On the Kenmare Road
71 An Irish Car
72 The Devil's Punch Bowl
73 The Macgillicuddy's Reeks

County Kerry.

74 Ardfert Abbey Ruins
75 Kenmare Suspension Bridge
76 Daniel O'Connell's House, Derrynane

County Limerick.

77 George's Street, Instantaneous
78 Askeaton Abbey
79 Askeaton Abbey Cloisters
80 Rapids of the Shannon

County Clare.

81 Killaloe, on the Shannon
82 Kilkee
83 Kilkee, Lion's Head Rock
84 Kilkee, Natural Bridges of Ross
85 Ennis Abbey, Ruins
86 Lisdornvarna, The Spectacle Bridge
87 The Cliffs of Moher
88 Quin Abbey
89 Natural Bridges of Ross

County Galway.

90 Galway
91 Galway Salmon Leap
92 A Galway Mail Car
93 Connemara, Cong Abbey
94 Connemara, Ross Abbey
95 Connemara, Clifden Castle
96 Connemara, Lough Corrib
97 Connemara, Kylemore Castle
98 Connemara, Ballynahinch House and Lake
99 Connemara, A Native of Glen Inagh

County Mayo.

100 Moyne Abbey
101 Rosserk Abbey

County Sligo.

102 Sligo Abbey
103 Sligo Abbey, Interior
104 Ancient Cross, Drumcliff

County Roscommon.

105 Boyle Abbey
106 Viaduct across the Shannon at Athlow

County Kildare.

107 Castle Dermott, Ancient Cross
108 Maynooth College, Kildare

County Meath.

109 Ruins at Trim

County Louth.

110 The Boyne Viaduct at Drogheda

Giant's Causeway.

111 General View
112 The Organ
113 The Well
114 The Ladies' Wishing Chair
115 The Middle Causeway
116 The Causeway Gate
117 The Wishing Arch, near Portrush

County Antrim.

118 View at Portrush
119 Glenarm
120 Carrickfergus Castle
121 Round Tower at Antrim
122 Shane's Castle at Lough Neagh
123 Belfast, High Street
124 Belfast, Albert Memorial
125 Belfast, Queen's College
126 Belfast, Custom House
127 Antrim Castle

Londonderry.

128 Londonderry on the Foyle
129 The Cathedral
130 The Cathedral (Cannon Ball)
131 Dungiven Abbey, Ruins

County Donegal.

132 Buncrana, Old Castle and Bridge
133 Rathmullen, Lough Swilly
134 Errigal Mountain
135 Horn Head
136 Lough Esk
137 Donegal Castle
138 The Holy Well of Doon
139 Ballyshannon
140 The Pullens, near Ballintrae

County Fermanagh.

141 Enniskillen
142 Lough Erne

County Armagh.

143 Armagh, College Street
144 Armagh, The Cathedral
145 Armagh, The Cathedral Interior
146 Armagh, The Library

County Down.

147 Newry
148 Rostrevor, Old Bridge
149 Carlingford
150 Carlingford, King John's Castle

Germany.

Berlin.

1 View from the Rathaus Tower
2 Thiergarten, Goethe Monument
3 Schiller Monument
4 Old Museum
5 National Gallery
6 Royal Castle
7 Palace of the Crown Prince
8 Imperial Palace

FOR PRICE LIST OF SLIDES SEE PAGE 127.

9 Bismarck's Palace
10 Moltke's House
11 The Exchange
12 The Rathaus
13 Unter den Linden
14 Monument Frederick II
15 Schloss Brucke
16 The University
17 Frederich Strasse Station
18 Konigsplatz
19 National Gallery
20 Schloss Platz
21 Gymnasium

Charlottenburg.

22 Royal Palace
23 The Mausoleum
24 Grave of Queen Louise

Potsdam.

25 Royal Palace

Luxembourg.

26 Porte du Pfaffenthal
27 "La Vierge" Cathedral
28 Eglise St. Michel
29 Petrussu Valley
30 North Viaduct and Clausen

Trier.

31 General View from Weishaus
32 General View from near Petrushof
33 Bridge on the Moselle
34 The Moselle from Weishaus

The Moselle.

35 The Moselle from Landstreet Castle

Cologne.

36 The Cathedral — (Peep of)
37 The Cathedral — (Peep of)
38 The Cathedral, Northwest
39 The Cathedral—Facade (near)
40 The Cathedral — West Portals
41 The Cathedral—Southeast
42 The Cathedral — South Portals
43 The Cathedral — West Front
44 The Cathedral — South Side
45 The Cathedral — Nave East
46 General View from Deutz, with Bridge of Boats
47 Bridge of Boats, from Deutz
48 Railway Bridge
49 Hotel du Nord, etc.
50 The Rathaus and Cathedral
51 St. Ursula
52 St. Geron
53 Statue of Bismarck
54 " Moltke

The Rhine—Bonn.

55 General View from Kreuzberg
56 The Munster
57 *Statue of Beethoven*
58 Rolandseck, "The Seven Mountains"
59 The Seven Mountains from Rolandseck
60 Remagen
61 Andernach — General View from the Castle
62 Lutesdorf
63 Stolzenfels and the Railway Bridge
64 Stolzenfels and Oberlahnstein
65 St. Goarhausen
66 Rheinfels, etc.
67 St. Goarhausen, The Katz and St. Goar
68 St. Goar
69 Lurlei Rock
70 " "
71 Oberwesel, from Kippelberg
72 Oberwesel, from Schonberg and the Rhine
73 Schloss Rheinstein
74 " " from Curhaus
75 Bingen, Mouse Tower, etc.
76 Bingen, from Rudesheim
77 Bingen, River Nahe
78 Bingen, Rudesheim
79 Bingen, from Roudel
80 Bingen and the Mouse Tower
81 Bingen and Rudesheim

Coblenz.

82 Coblenz and Ehrenbreitstein
83 Coblenz and Thal
84 Ehrenbreitstein from above Thal
85 Ehrenbreitstein from the Bridge
86 The Railway Bridge
87 Bridge of the Boats and Coblenz
88 The Moselle, from Ehrenbreitstein
89 The Moselle from Ehrenbreitstein
90 Moselle Bridge
91 Rhine Promenade
92 Dusseldorf from Promenade

Ems.

93 From Baderlei
94 Dorf Ems
95 The Four Towers
96 General View
97 The Curhaus

Nassau.

98 View from Burg Nassau
99 Stein Monument
100 View from above Ems Road
101 Suspension Bridge

Kreuznach.

102 General View
103 Old Bridge

Munster Am Stein.

104 Ebernburg
105 Rheingrafenstein
106 Rothenfels

Mayence.

107 General View from St. Stephens, with Cathedral
108 The Cathedral from St. Stephens
109 Railway Bridge
110 Markt Brunnen
111 The Railway Station
112 " " " Interior
113 Gutenberg Monument
114 Schiller "
115 St. Stephen's Church Interior
116 St. Peter's Church
117 Neubrunnen

Wiesbaden.

118 From Biebrich Strasse
119 From Rheinblich
120 The Cursaal
121 " " Gardens
122 Greek Chapel, from West
123 The Synagogue
124 Frankfurterstrasse, etc.

Frankfort on the Main.

125 General View
126 View from old Bridge
127 Old Bridge
128 The Exchange
129 Friedenstrasse
130 Schiller Monument
131 Goethe "
132 Goethe's House
133 Luther's "
134 Palm Gardens and Swiss Cottage
135 Palm Gardens, uspension Bridge

Homburg.

136 General View

Darmstadt.

137 Rheinstrasse, from the Monument
138 View from Monument, looking East

Worms.

139 Cathedral, from Northeast
140 Cathedral, from Southwest
141 Luther's Monument (upright)
142 Luther's Tree
143 St. Martin's Church

Heidelberg.

144 Castle and Town from Elizabeth's Terrace
145 Castle and Town from Elizabeth,s terrace (near)
146 Castle from Elizabeth's Terrace
147 The Neckar from Elizabeth's Terrace
148 View from Castle Balcony
149 Old Bridge and Castle
150 The Neckar, from near New Bridge
151 View from Geisberg
152 The Castle from the North
153 The Castle from Schloss Hotel
154 The Castle from Philosophenwig
155 The Castle, from Octagon Tower
156 The Castle, from Octagon Tower and Balcony

FOR PRICE LIST OF SLIDES SEE PAGE 127.

157 The Castle, Frederich and Otto Henry's Buildings
158 The Castle Courtyard
159 The Castle, Elizabeth's Gate
160 The Castle, Frederick's Buildings
161 The Castle, Entrance to Otto Henry's Buildings
162 Students' Prison, "Villa 'Trall"
163 Students' Prison, Solitude
164 The Neckar, from near Wolf's Brunnen
165 Neckarsteinach, Swallow's Nest
166 Speyer Cathedral

Carlshrue.

167 General View from the Castle

Baden-Baden.

168 View from Friesenberg
169 " " Prince Solm's Castle
170 The Baths, New Castle, etc.
171 From Prince Solm's Castle
172 Conversationhaus, etc.
173 Trinke-Halle, Corridor
174 " "
175 " "
176 The Theater
177 New Baths
178 New Baths, Facade, upright
179 The old Castle
180 " " " Gateway
181 Devil's Pulpit
182 Prince Solm's Castle
183 The Old Castle
184 The Rocks (Die Felsen)
185 " " from the Bridge
186 The Rocks from below

Geroldsau.

187 The Waterfall
188 " " distant
189 Foot-bridge

Gernsbach.

190 Old Crucifix at Eberstein Castle
191 The Mourg and Eberstein Castle
192 The Mourg from the Bridge
193 Scloss Eberstein
194 " " Alt Schloss
195 Ebersteinburg

Black Forest.

196 The Station from near Little Rigi
197 Railway Route to Homberg
198 Station from above Nussbach Road
199 From Kappellenberg
200 Black Forest Hotel
201 The Cascade—General View
202 Gutach Valley, Steinbiss
203 River Gutach and Steinbiss Chapel

Hornberg.

204 The Bridge, etc.
205 On the River
206 View from the Station
207 Foot-bridge near Homberg
208 Neiderwasser Valley—Black Forest House

Mummelsee.

209 The Black Forest Cross

Strasbourg.

210 The Cathedral—Facade, General
211 The Cathedral—Facade, General
212 Fischmarkt Standen
213 Goethe's Haus
214 Neue Fischmarkt
215 The Railway Station
216 Kehl Railway Bridge
217 " " and Bridge of Boats

Freiburg in Baden.

218 View from Lorettoberg
219 The Cathedral
220 St. Loretto Chapel, etc.
221 Victoria Monument
222 Karthaus Bridge
223 Foot-bridge on the Schlossberg

Constance.

224 The Lake, Cathedral, etc.
225 Rhine Bridge
226 Island of Mainau

Salzburg.

227 General View from the Fortress
228 The Fortress, etc.
229 Catacombs, St. Peter's Churchyard

Berchtesgarten.

230 General View

Innsbruck.

231 General View from the Weierburg
232 General View

Cortina.

233 General View

Caprile.

234 Castle Andraz

France.

Paris.

1 Elevated View of Arch de Triomphe
2 Arch de Triomphe, near View
3 Arch de Triomphe, Perspective
4 Instantaneous View, Champs Elysees
5 Perspective View Avenue Bois de Boulogne
6 Instantaneous View Avenues de la Opera
7 Street Life in front of the Grand Opera House
8 Foyer of the Grand Opera House
9 Grand Stairway—Grand Opera House
10 Panorama of the Seven Bridges of Paris
11 Church of the Madeleine
12 Church of the Madeleine, Interior
13 Grand Hotel
14 Arch of Carousal
15 Notre Dame Cathedral
16 Notre Dame Cathedral, Detail View
17 The Tomb of Napoleon
18 Ruins of the Chateau St. Cloud
19 Palace of the Tuilleries
20 Tower of St. Germain
21 Concert Garden Entrance—Champs Elysees
22 Chateau de l'Etoile
23 Interior of the Church of St. Etienne du Mont
24 Gallery of Apollo in the Louvre
25 The Immaculate Conception, by Murillo
26 Madame Le Burne and her Daughter
27 St. Monica and Augustin
28 Crypt of the Church of St. Chapelle
29 Hotel de Ville
30 Column of Juillet
31 Buttes—Chemounts

Versailles.

32 The Carriage of Napoleon
33 The Bed of Napoleon
34 The House of Marie Antoinette
35 Bed of Marie Antoinette
36 The Dairy
37 Fountain and Lake
38 General View of the Park
39 Fountain of Neptune
40 The Bed of Louis Phillippe

France—Miscellaneous.

41 Interior of Church of Eglise St. Ouen—Rouen
42 Picturesque Church Building in Chalk near Rouen
43 Cathedral of Amiens
44 Cathedral of Amiens, Statue of the Virgin
45 Cathedral of Chartres
46 Cathedral of Eglise St. Pierre—Caen
47 Arched Stone Bridge over the Seine near Rouen
48 A Roadside Spring
49 Bird's-Eye View of Sens
50 Market day in Sens
51 Market Day, Job Lots—Sens
52 Vineyards and Chalk Cliffs
53 Entrance to Chalk Mines
54 Interior of Chalk Mines
55 " " "
56 Looking out of the Chalk Mines
57 The Cathedral of Sens

FOR PRICE LIST OF SLIDES SEE PAGE 127.

58 Interior of the Cathedral
59 Details of Large Door
60 Iron Gates and Details of Side Door
61 The Guide to the Cathedral
62 Recent Addition to the Cathedral
63 Street Scene in Sens
64 House of Jean Cusa
65 Stone Arched Bridge—Yonne River
66 A Bit of the Canal near Sens
67 A Picturesque French Gateway at Sens
68 Cathedral at Sens
69 West Gateway at Sens
70 Picturesque Stone Bridge by the Wayside
71 A Bit of Dole—Jura
72 Bridge and Cathedral—Dole
73 Drinking Font—Dole
74 A French Policeman—Dole
75 Wash-Day on the Loire near Dijon
76 A Bit of the Loire near Dijon
77 Hotel de l'Ecu—Montbard
78 Picturesque Stone Bridge with Cross
79 The Monastery of Montbard
80 The Monastery, Distant View
81 Cottages near Avranches
82 Panorama of Toulon
83 Fontainebleau, Yard of the Farewell
84 Fontainebleau, the Grand Staircase
85 Panorama of Nice
86 " "
87 Hall of the Chevaliers, at Mount St. Michael

Paris.

88 Avenue de l'Opera (instantaneous)
89 Avenue de l'Opera, Opera House
90 Toward Palais Royal
91 Place de la Concorde
92 " " "
93 " " " Obelisk
94 The Madeleine
95 " "(instantaneous)
96 " " "
97 Column and Place Vendome
98 Champs Elysees and Arc de Triomphe
99 Champs Elysees and Arc de Triomphe
100 Arc de Triomphe
101 " " Basrelief, Victory
102 Arc de Triomphe, Basrelief, Coronation Napoleon
103 Hotel des Invalides
104 Palace of Industry (instantaneous) from the Seine
105 Chamber of Deputies
106 Palace of Justice
107 Hotel de Ville
108 Institute of Art
109 Fountain of St. Michael
110 Notre Dame, Main Entrance
111 Notre Dame Cathedral
112 The Pantheon
113 Arc du Carrousel
114 Tuilleries
115 Porte de Carrousel
116 Hotel des Invalides, Interior of Church
117 Hotel des Invalides, Tomb of Napoleon
118 Hotel des Invalides, Sarcophagus
119 Column of July
120 Avenue of the Champs Elysees (instantaneous)
121 New Opera House, Front, (instantaneous)
122 New Opera House, Foyer
123 Arch of Triumph
124 The Bourse (instantaneous)
125 Place de la Concorde (instantaneous)
126 Panorama of the Seine
127 " " Seven Bridges

Louvre.

128 The Louvre
129 The Assyrian Tomb
130 Hall of Miletus (Greek)
131 Phœnician Room
132 Egyptian Room
133 " " Sphinx of Thotmes III
134 Hall of Caryatide
135 Hall of Caryatide, the Discus-Thrower
136 Hall of the Venus de Milo
137 The Venus de Milo (front View)
138 The Venus de Milo (three-quarter view)
139 The Venus de Milo (profile)
140 Statue Melpomene
141 Hall of Augustus (Roman)
142 The Fighting Gladiator
143 The Hall of the Fighting Gladiator
144 Hall of the Tiber
145 Statue of the Tiber
146 " " " close
147 Hall of Diana
148 Greek Statue of Victory
149 Hall of Apollo
150 Murillo's Immaculate Conception
151 The Louvre, Gallery of Apollo

Palace Versailles.

152 Interior Grand Hall
153 The Throne of Napoleon
154 Bed-Room of Louis XIV
155 Carved Mantel-Piece

Rouen.

156 Church of St. Ouen
157 Cathedral in the Quadrangle
158 A Street in Rouen

Caen.

159 Church of St. Giles
160 " St. Peter

Paris Exposition.

161 Exposition of 1889. Eiffel Tower
162 Exposition of 1889. Esplanades des Invalides
163 Exposition of 1889. Central Dome and Fountain
164 Exposition of 1889. Monumental Fountain, by Coutan
165 Exposition of 1889. Bolivia Pavilion
166 Exposition of 1889. Venezuela Pavilion
167 Exposition of 1889. Tonquin Pavilion
168 Exposition of 1889. Palace of Colonies
169 Exposition of 1889. Palace of Liberal Arts
170 Exposition of 1889. Gallery of Fine Arts. Interior
171 Exposition of 1889. Machinery Hall. Interior
172 Exposition of 1889. Java Village and Pagoda of Angkir
173 Exposition of 1889. Early German and Gallic Habitations
174 Exposition of 1889. Huts from Central Africa
175 Exposition of 1889. Moorish Café
176 Exposition of 1889. Group of Africans
177 Exposition of 1889. Park of the Champ de Mars
178 General View from Trocadero. Showing Eiffel Tower

Edward L. Wilson's Personally Photographed Slides of Paris.

179 From the Arc de Triumph toward the Trocadero
180 A Traveler's View from the Arc de Triumph
181 From the Arc de Triumph toward the Invalides
182 From the Arc de Triumph; Champs Elysée
183 Arc de Triumph, east; near
184 Arc de Triumph, east; distant
185 Arc de Triumph; west
186 Arc de Triumph; Departure
187 Arc de Triumph; Coronation
188 Arc de Triumph; Left Bas-Relief
189 Bit of the Champs Elysée
190 Palais de l'Industrie and Statue of Marceau
191 Tuilleries; south side
192 Bit of Tuilleries and Louvre
193 Louvre; exterior
194 Louvre; Court interior
195 Palais Royal
196 Place de la Concorde; general
197 Place de la Concorde; Statue of Brest

FOR PRICE LIST OF SLIDES SEE PAGE 127.

198 Madeleine
199 Place and Column Vendome
200 Grand Opera House
201 Group of Dancers; Grand Opera House
202 Boulevard Hausmann
203 Parisian News-stand
204 Parisian Flower-seller
205 Parisian Omnibus
206 New Hotel-de-Ville; N. W. Tower
207 New Hotel-de-Ville; N. Facade
208 Notre Dame Cathedral; Facade
209 Notre Dame Cathedral; Portal
210 Notre Dame and the Seine
211 Palace of Justice and St. Chapelle
212 Palace of Justice; Golden Gate
213 Pantheon
214 Rue St.. Jacques and the Pantheon
215 Rue St. Jacques and the Luxembourg
216 St. Etienne du Mont
217 Palais des Beaux Arts
218 Luxembourg Palace; Garden of Roses
219 Luxembourg Palace and Garden
220 Luxembourg Palace and Garden
221 Luxembourg Palace and Statuary
222 Luxembourg Palace; the Fountain
223 Corps Legislatif
224 Institute
225 Seine Bridges, from St. Michael toward new Hotel-de-Ville
226 Seine Bridges, from St. Michael toward the Seine
227 Pont Neuf and the Maison de la Belle Jardiniere
228 Pont Neuf; instantaneous
229 Paris Streets, from Pont Neuf
230 Seine near the Tuilleries; instantaneous
231 Louvre and Tuilleries from Pont Neuf
232 Tower of St. Jacques
233 Bourse
234 Dome of the Invalides
235 Hospital of the Invalides
236 Pont de Jena; the Seine and Trocadero
237 Trocadero and Gardens
238 Trocadero Fountain; Bull
239 Trocadero Fountain; Rhinoceros
240 Trocadero Fountain; Horse
241 Trocadero Fountain; Elephant
242 Church of St. Augustine
243 American Chapel; Rue de Berri
244 Expiatory Chapel of Louis XVI
245 Parc Monceau
246 Parisian Shops on Rue Rivoli

Belgium.

1 Ypres, Hotel de Ville
2 Courtray—Bridge and Towers
3 Courtray—Hotel de Ville and Belfry of St. Martin
4 Tournay—The Belfry
5 Tournay—View of the Cathedral from the Belfry
6 Tournay — Cathedral, The Nave
7 Namur—Interior of the Church of St. Loup
8 Dinant—General View
9 Dinant—The Roche á Bayard
10 Dinant—Anseremme
11 Huy—The Citadel
12 Liege—Grand Marche
13 Liege—Palais de Justice
14 Liege—Palais de Justice, the Arcade
15 Liege—The Cathedral
16 Liege—Cathedral, interior
17 Liege—The Church of St. Jacques, interior
18 Louvain—Hotel de Ville
19 Louvain—The Church of St. Peter
20 Brussels—The Hotel de Ville
21 Brussels— Cathedral
22 Brussels—Colonne du Congrés
23 Brussels—The Bourse
24 Waterloo—Lion Mount
25 Waterloo — Hougoumont, south front of the farm
26 Waterloo—La Belle Alliance
27 Waterloo — La Haye Saint
28 Oudenarde—The Hotel de Ville
29 Malines Cathedral, exterior
30 Malines Cathedral, interior
31 Antwerp — Hotel de Ville
32 Antwerp Cathedral, exterior
33 Antwerp Cathedral, the Nave
34 Antwerp—Place Verte
35 Antwerp—Church of St. Jacques, Nave
36 Antwerp—Church of St. Paul
37 Antwerp Calvary
38 Antwerp—Church of the Jesuits
39 Ghent—Church of St. Nicholas
40 Ghent Cathedral, interior
41 Ghent Cathedral, the Choir
42 Ghent — Old Houses from the Quai aux Herbes
43 Bruges—Hotel de Ville
44 Bruges—Palais de Justice, Council Chamber
45 Bruges—The Cathedral, interior
46 Bruges—Notre Dame
47 Bruges—Quai du Rosaire
48 Bruges—The Belfry
49 Ostend—The Harbor
50 Ostend — The Lighthouse

Ghent.

51 Market Scene
52 Palais de Justice
53 Scene on Canal
54 Flemish Milkman and Donkey
55 Cathedral St. Bavon (general interior)
56 Cathedral St. Bavon—the Altar
57 Cathedral St. Bavon—the Shrine
58 Cathedral St. Bavon and Rue de Flandre Bruges
59 Belfry
60 Willing Subjects
61 A Canal Street—Belfry in distance, Brussles
62 Palais de La Nation
63 Statuary in Park
64 Public Fountain—"Manneken Pis"
65 Column of Congress
66 Statue of Godfrey de Bouillion
67 Students in Museum of Art
68 A Model Butcher Shop
69 Place Royal and Art Museum
70 Martyrs' Monument
71 Rue Royal and Palais de Justice
72 Boulevard Anspach
73 Cathedral "St. Gudule"
74 Cathedral "St. Gudule" (interior)
75 Flower Market and Ancient Houses
76 Counts Egmont and Hoorn Statue
77 Boulevard de Waterloo
78 Port de Hal, built 1834
79 The Bourse (front view)
80 The Bourse (front view)
81 The Bourse—Roof and Hotel de Ville Tower

Waterloo.

82 Lion Mound
83 Commemorative Monuments
84 Poor Doggy

Antwerp.

85 Ancient Castle — Port du Steen
86 Promenade along the Basin
87 Row of Curious Old Buildings

The first fifty slides of Belgium can be furnished with a Lecture Reading.

Switzerland.

Geneva.

1 Panorama of Geneva
2 Hotel de Ville — Entrance
3 Hotel de Ville — Inclined Stairway

FOR PRICE LIST OF SLIDES SEE PAGE 127.

4 Observatory
5 Russian Chapel
6 Window-Garden on the Rhone
7 Opera House and Musee Rath
8 Monument to the Duke of Brunswick
9 Lateen Rigged Boat on the Lake
10 American Chapel
11 Conservatory of Music
12 Cathedral of St. Pierre
13 The Kersaal
14 Panorama from the Casino
15 The New Theater
16 " " (inst)
17 Equestrian Statue Dufour
18 Conservatory of Music
19 Musee Rath
20 National Monument Bronze
21 Curious Old Street
22 Calvin's House
23 Monument of Duke of Brunswick
24 Monument of Duke of Brunswick
25 The River Rhone and Lake Geneva
26 Statue Jean Jacques Rousseau (Bronze)
27 From the Swan's Pond, Island of Rosseau (inst)
28 From the Quay (inst)

Miscellaneous—Switzerland.

29 Castle of Chillon
30 Chapel of William Tell
31 Garner Glacier
32 View from the Great Garner Glacier
33 The Matterhorn
34 General View of the Matterhorn
35 View Right of the Matterhorn
36 Glacier Left of the Matterhorn
37 Little Matterhorn
38 Breithorn and Little Matterhorn
39 Visp Valley
40 Tourists near Garner Glacier
41 Monte Rosa
42 Weishan and New Riffel Hotel
43 Ein Sedlem, where Zwingli Preached
44 Home of Zwingli
45 The Lion of Lucerne
46 Zurich
47 Castle of Marburg
48 Einsiedeln Abbey
49 Church at Naters
50 Swiss Chalets, Naters
51 Church at Naters
52 View at Naters
53 Looking toward the Simplon, from Naters
54 Street in Brieg
55 " "
56 Schlos Stockalper—Brieg
57 Valley of the Rhone at Brieg
58 Street in Brieg
59 View in Brieg
60 Hotel D'Angleterre—Brieg
61 Schloss Stockalper and Valley of the Rhone
62 Courtyard of Schloss Stockalper—Brieg
63 The Rhone Valley, from the College—Brieg
64 A View from the College Yard—Brieg
65 The Rhone Valley—Brieg
66 Hospenthal and the Spitzberg
67 At Hospenthal
68 Street in Hospenthal
69 Church and Castle—Hospenthal
70 Interior of the Church—Hospenthal
71 Thusis
72 Tower of the Rhine Gate—Constance
73 Bernina Falls
74 Near the Summit of the Bernina Pass
75 Ornamental Windows, St. Gall
76 Ornamental Bay Window, St, Gall
77 A Swiss Village
78 Ossuary, Swiss Churchyard
79 Cottages at Glion
80 Holy Fountain, Einsiedeln
81 Johannisberg, Via Mala
82 Entrance to "
83 Via Mala, the Gorge
84 " "
85 Entrance to Stelvio Pass
86 View at Samaden
87 Hospenthal and Andermatt
88 Street in Andermatt
89 Cottages at "
90 Churchyard at "
91 Luzerne Cathedral
92 At Luzerne
93 Castle of Chillon
94 View at Grindewald
95 The Wetterhorn from Grindewald
96 The Wetterhorn from Grindewald
97 Schwytz and the Mythen
98 Chapel at Schwytz
99 Street in Schwytz

Lucerne.

100 From the Lake
101 The Old Lantern and Bridge
102 Across the Lake
103 The Hofkirche
104 Quaint old Street
105 Curious old House
106 The Speuer Brücke
107 The Speuer Brucke and Old Mill
108 Barracks and Old Towers
109 The Lion, by Thorwaldsen
110 The Lion, by Thorwaldsen (close)
111 Lake Front (instantaneous, fine view)
112 The Alps, across Lake Lucerne (instantaneous)
113 The Alps, across Lake Lucerne (instantaneous)

Lake Lucerne.

114 Gersau, from the Axenstrasse
115 Gersau, Picturesque Old Cottage
116 Gersau, Picturesque Old Cottage
117 Gersau, a Swiss Chalet
118 Toward Pilatus, from the Axenstrasse
119 View of the Lake, from an Arbor
120 Road Skirting the Lake
121 " " " "
122 Across the Lake from Gersau
123 Across the Lake from Gersau, with Steamer
124 Steamer Italia leaving Gersau
125 Steamer Italia leaving Gersau
126 Gersau, from Steamer (instantaneous)
127 The Mountains, from Treib (instantaneous)
128 The Mountains, from Treib (instantaneous)
129 The Mountains, from Brunnen
130 Across the Lake from Brunnen
131 Across the Lake from Brunnen
132 Brunnen from the Steamer (instantaneous)
133 The Alps from Sisikon (instantaneous)
134 Alpine View, from the Axenstrasse
135 Alpine View, from the Axenstrasse
136 Grand View of the Axenstrasse and the Alps
137 Tunnel of the Axenstrasse
138 Tunnel of the Axenstrasse
139 Gallery of the Axenstrasse, toward Fluelen
140 Gallery of the Axenstrasse, toward Lucerne
141 St. Gothard Railroad, from Axenstrasse
142 St. Gothard Railroad and Axenstrasse
143 Picturesque Fluelen, Entrance to St. Gothard Pass
144 The Great St. Gothard Tunnel, 13½ miles long, Goeshenen
145 St. Gothard Pass and Avalanche Tunnel
146 St. Gothard Pass, near Goeshenen
147 St. Gothard Pass, near Goeshenen
148 St. Gothard Pass, near Devil's Bridge
149 St. Gothard Pass, the Devil's Bridge
150 St. Gothard Pass, the Devil's Bridge

FOR PRICE LIST OF SLIDES SEE PAGE 127.

151 St. Gothard Pass, the Devil's Bridge, near view

Lake Geneva.

152 Across from the Casino
153 Panorama of the Shores
154 Bellevue
155 A Lake Steamer (inst.)
156 Coppet (inst.)
157 Celigny (inst.)
158 Nyon (inst.)
159 " showing Chateau
160 A Loaded Wood-Boat under Sail (inst.)Nyon
161 A Loaded Wood-Boat under Sail (inst.)Nyon
162 Rolle (inst.) from Steamer
163 Rolle (inst.) the Chateau
164 Steamer Aigle (inst.)
165 St. Prex (inst.)
166 Morges, Chateau and Harbor
167 Morges (inst.)
168 Ouchy (inst.)
169 Lausanne, the Cathedral
170 Lausanne, the Old Chateau
171 Lausanne, the Old Chateau and Barracks
172 Panorama of Vevay
173 Vevay, (inst.), Market Place
174 Montreaux (inst.)
175 Treaux
176 Chillon, distant view
177 " from the Road
178 " " the Beach
179 " "
180 " (close view)
181 Inclined Railroad, Territet Glion
182 Rhone Glacier
183 Morterasch Glacier
184 View in St. Maurice
185 " "
186 In the Via Mala
187 Panorama of Lausanne
188 " " Bâle
189 " of Mount Blanc
190 Hospices of the Great St. Bernard
191 Hospices of the Great St. Bernard and Monte Helan
192 Statue of Rudolph of Erlach, Berne
193 The Aar at Meirengen
194 Via Mala
195 Valley of Lauterbrunnen.
196 Interlaken
197 Splugen
198 Panorama of Lucerne, toward the Righi
199 Locomotive on the Righi
200 Railroad up the Righi
201 The Bridges at Amsteg, St. Gothard
202 Glacier Duguat Arquille Verte
203 Tunnel in the Glacier of the Grindewald
204 Cavern of Glacier Rosenlau
205 Gorner Glacier
206 Glacier des Bossons
207 Pyramids of Ice at Bossons

Bâle.

208 The New Bridge
209 View from the New Bridge
210 The Rhine and Bridges
211 Ferry Boat and Three Kings' Hotel
212 The Cathedral, from Upper Bridge
213 The Cathedral Cloisters

Laufenburg.

214 General View
215 General View

Neuhausen.

216 Rhine Falls, from Schweizerhof

Schaffhausen.

217 The Bridge
218 View from the Castle
219 From the High Rock

Zürich.

220 View from near the Waid
221 View from near the Waid ..
222 Frau Munster
223 The Railway Station
224 The Lake from Steffansberg
225 Polytechnic Schools, etc.

Lucerne.

226 Lucerne and Pilatus
227 The Quays
228 Hotel du Cygne and Pilatus
229 Hotel Pension Wallis
230 " de l' Europe
231 Lucerne and the Righi
232 " and Pilatus Bridge, etc.
233 Thorwaldsen's Lion
234 " "
235 " "
236 " "
237 " "
238 " "
239 Thorwaldsen's Lion, (large)
240 Thorwaldsen's Lion, (with the inscription)
241 Thorwaldsen's Lion, (with the Grove etc.)
242 Corner of Cathedral

Lake of Lucerne.

243 On the Righi, Railway Bridge
244 On the Righi, The Cascade
245 The Righi Railway
246 Brunnen
247 " Axenstrasse
248 " "
249 Brunnen, the Lake of Lucerne, from Brunnen
250 Brunnen
251 Lake of Lucerne
252 Lake of Lucerne from Brunnen
253 Gersau
254 Engleberg
255 "
256 Graveyard at Wolfenchiessen
257 Joch Pass—The Engleberg Valley, from
258 Joch Pass—The Engleberg

Brunig Pass.

259 View on Brunig Pass
260 Brunig Pass
261 Meyringen Valley
262 " Cascade
263 Reichenbach Cascade
264 " " Upper
265 " " Lower
266 Approach to Brienz
267 The Giessbach
268 Brunig Pass
269 The Giessbach, Lower Fall
270 The Giessbach, Upper Fall
271 The Giessbach, Peep of the Lake, from

Interlaken.

272 Steamboat Station
273 View from the Bridge
274 The Cursaal
275 The Jungfrau, from Interlaken
276 The Jungfrau, from Interlaken
277 The Jungfrau, from Interlaken
278 Hotel Beau Rivage
279 View at, with Jungfrau
280 The Jungfrau, from Hotel Beau Site

Thun.

281 View from the Churchyard
282 Oberhofen
283 Thun
284 View at Thun
285 Lake of Thun

Berne.

286 General View, from South
287 General View, from the Schænzli
288 Railway Bridge
289 The Cathedral, from South
290 Zeitglochthurm, (Clock Tower)
291 Zeitglochthurm, (Clock Tower) from Marktgasse
292 Bernerhoff and Rathhaus
293 Bundes—Rath-haus
294 Spitalgasse
295 Suspension Bridge
296 Baerenplatz
297 Baeren Graben
298 " "
299 Bernese Oberland
300 Approach to Lauterbrunnen
301 Lauterbrunnen Valley and Jungfran
302 Lauterbrunnen and Staubbach
303 Lauterbrunnen Valley
304 " and the Jungfrau
305 Lauterbrunnen, Head of the Valley
306 Murren Bernese Alps
307 Wengern Alp—Little Scheideck Pass
308 Wengern, view from the Little Scheideck
309 Wengern, view from the Great Scheidek
310 Wengern, the Châlet

FOR PRICE LIST OF SLIDES SEE PAGE 127.

Grindewald.

311 Grindewald from the Wetterhorn
312 Grindewald from the Wetterhorn
313 Grindewald, Upper Glacier
314 Grindewald, Upper Glacier Ice Cave
315 Grindewald, the Lower Glacier
316 Rosenlani — the Wellhorn and Wetterhorn
317 Bernese Oberland
318 Viesch Glacier and Finsteraahorn
319 Aletsch Glacier, from Bel Alp Hotel
320 Aletsch Looking Down, with Mt. Blanc, etc.
321 Aletsch Jungfrau, Monck and Eiger
322 Rhone Glacier and Hotel
323 Rhone Glacier and Hotel
324 Rhone Glacier Crevasse
325 The Baby Rhone
326 The Rhone Falls
327 Susten Pass—the Steinen Glacier
328 Susten Pass, Milking Goats in

Fribourg.

329 View from Loretto Chapel
330 Suspension Bridge (Pont Suspendu)
331 Suspension Bridge and Town
332 Lower Town and Suspension Bridge
333 Suspension Bridge

Geneva.

334 View from Couronne Hotel
335 View from Hotel de l'Ecu
336 On the Rhone
337 The Clock Tower

Lake of Geneva.

338 Nyon
339 Nyon, from the Hill above
340 Rolle
341 Rolle, the Castle
342 Morges

Lausanne.

343 General View
344 The Castle and Cathedral
345 The Cathedral
346 The Castle
347 The Lake, etc.
348 Savoy Mountains
349 " "
350 Ouchy
351 Ouchy Steamboat Station
352 Ouchy Hotel Beau Rivage, etc.

Vevay.

353 General View and Dent du Midi
354 View from the Pier
355 The Lake
356 *View from the Baths*

Montreux, Etc.

357 Clarens, from near the Cemetery
358 Clarens, etc.
359 Clarens, the Lake and Savoy Mountains

Chillon.

360 Chillon Castle and Dent du Midi
361 Chillon Castle and Montreux
362 Chillon Castle from Railway Station
363 Chillon Castle from East
364 Chillon Castle from west
365 Chillon Castle, Entrance Gate
366 Chillon Castle, from West

Aigle.

367 General View
368 The Castle, etc.
369 Hotel des Bains

Bex.

370 General View and Dent du Midi
371 River Avencon
372 St. Maurice
373 General View
374 General View from near the Bridge

Vernayaz.

375 General View
376 Gorges du Trient

Martigny.

377 View from the Rhone Valley
378 The Castle and Rhone Bridge
379 Martigny and the Castle

Gorge Durnant.

380 View from the Middle Bridge
381 Bridge in the Gorge

Téte Noire Route.

382 Rhone Valley, from Téte Noire

Chamounix, Mont Blanc, etc.

383 Chamounix
384 Chamounix and Mont Blanc
385 Chamounix and Mont Blanc
386 Chamounix
387 Chamounix and Brevent
388 Mont Blanc, from Chamounix
389 Mont Blanc, from Chamounix
390 Place de l'Eglise
391 Hotel d'Angleterre
392 Mont Blanc, from Hotel d'Angleterre
393 Mer de Glace and Hotel
394 Mer de Glace from the Hotel
395 Mer de Glace Crossing the Glacier
396 Mer de Glace Crossing the Glacier
397 Mer de Glace from below Chapeau
398 Mules on the Montanvert Road
399 Mont Blanc, from Flégére Road
400 The Hotel, from Flégére Road
401 Chamounix, Mont Blanc Glacier des Bossons
402 Chamounix, Mont Blanc Glacier des Bossons
403 Chamounix, Valley of Mont Blanc
404 Mont Blanc, from Flégére
405 Mont Blanc, from Place de 'l Aiguille
406 Mer-de-Glace
407 Mer-de-Glace
408 On the Mer-de-Glace
409 Chamounix and Col de Blame
410 Chamounix and Brevent
411 Mont Blanc, from English Church
412 Mont Blanc, from Argentierre Valley
413 Glacier des Bossons, etc.
414 Cabin des Grands Mulets
415 Mont Blanc, from the Glaciers
416 Glacier des Bois
417 Glacier des Bossons
418 Glacier des Bossons, Head of
419 Glacier des Bossons Grotto
420 Mont Blanc, the Glacier etc.
421 Mont Blanc and Aiguille de Charmoz
422 The Glacier du Giant
423 Cascade du Dard
424 Mont Blanc, from Pont Pelissier

Sion.

425 Tourbillon Castle

Loeche-Les-Bains.

426 General View (Leukerbad)
427 Ladder Pass (Passage des Echelles

Zermatt, etc.

428 Zermatt and the Matterhorn
429 Zermatt and the Matterhorn
430 Zermatt and the Matterhorn
431 Zermatt and the Matterhorn
432 In the Valley
433 Approach to Zermatt
434 The Matterhorn, from Mettlehorn
435 The Matterhorn, from Gornergrat
436 Breithorn, and Little Mont Cervin
437 The Matterhorn, from Lac Noir

Brieg.

438 General View
439 General View
440 Napoleon Bridge
441 The Castle

FOR PRICE LIST OF SLIDES SEE PAGE 127.

442 Hotel d'Angleterre
443 View from Simplon Road
444 Simplon and Mont Leone

Simplon Route.

445 Berisal, from below
446 Berisal, from above
447 The Hospice
448 Waterfall between Hospice and Simplon
449 Simplon Village
450 Simplon Village, from the South
451 Entrance to Switzerland

Eastern Switzerland—Luk-manier Pass.

452 Entrance to the Pass
453 Hospice of Santa Maria
454 Engadine—Silvaplana
455 Engadine — Silvaplana, view near
456 Via Mala—Thusis, etc., from the
457 Via Mala—The Verlorne Loch

The St. Gothard Route.

458 Altorf
459 " Tell's Statue
460 Valley of the Reuss, near Gurtnellen
461 Amsteg
462 Wasen, Bridge near
463 St. Gothard--Schollinen Road
464 St. Gothard and Pont du Diable
465 St. Gothard and Pont du Diable
466 St. Gothard, Desolation Valley
467 St. Gothard, on the Schollinen Road
468 St. Gothard, Pont du Diable (Devil's Bridge)
469 St. Gothard, Pont du Diable (Devil's Bridge)
470 St. Gothard, Lakes and Hospice
471 St. Gothard, Lakes and Hospice, View at
472 Hospenthal and Andermatt

Passion Play at Oberammergau, in 1880.

Photographed from Life.

1 Proscenium and Chorus
2 Adam and Eve
3 The Brazen Serpent
4 The Lord gives Manna to the People of Israel
5 Vashti and Esther
6 The Sons of Jacob sell their Brother Joseph
7 Departure of Tobias
8 Christ brought before the High Priest Caiaphas
9 Christ on the Mount of Olives
10 Christ is sold by Judas in the Council of High Priests
11 Christ holds the Last Supper with His Disciples
12 Christ is Condemned to Death by Pilate
13 The Bearing of the Cross
14 The Crucifixion
15 The Resurrection
16 Joseph Meyer, as Christ
17 Anastasia Krach, as Mary
18 Jacob Hett, as Peter
19 George Lechner, as Judas
20 Rochus Lang, as Ezechiel

Passion Play of 1890.

From Life.

$10 per Set, with Descriptive Reading.

1 The Stage at Ober-Ammergau
2 Joseph Mayer as the Christ
3 Mary, personated by Rosa Lang
4 The Departure from Bethany
5 The Preparation for the Last Supper
6 The Last Supper
7 Judas, personated by Johann Zwink
8 The Prayer at Gathsemane
9 Caiaphas, the High Priest, personated by Johann Lang
10 Christ before the Sanhedrim
11 Pontius Pilate, personated by Thos. Rendt
12 Herod, personated by Johann Diemer
13 The Scourging of Christ
14 Christ Crowned with Thorns
15 The Crucifixion
16 The Descent from the Cross
17 Mary Receiving the Body of Christ
18 The Burial
19 The Resurrection
20 The Ascension

Additional Views.

21 The Village of Ober-Ammergau
22 The Lion Inn
23 Colossal "Crucifixion," erected by King Ludwig in 1875
24 The Ettel Monastery
25 The Theatre
26 The Chorus
27 The Director of the Chorus
28 The Conductor of the Performance
29 The Bride of Heavenly Song
30 Christ Riding on the Ass
31 Christ on the Mount of Olives
32 The Great Council of the Sanhedrim
33 Judas receiving the Blood Money
34 Judas betrays Christ with a Kiss
35 Christ before Herod
36 Christ or Barabbas
37 Christ Mocked by the Soldiers
38 Christ Bearing the Cross
39 It is Finished
40 The Adoration of the Cross
41 Ecce Homo
42 Christ and Mary
43 Christ and Mary Magdalen
44 Christ and Judas
45 The Crime at the Rock of Gibeon
46 The Departure of Tobias
47 Martha
48 Mary Magdalen
49 John
50 Peter
51 Andrew
52 Thomas
53 Matthew
54 Bartholomew
55 Thaddeus
56 Philip
57 Simeon
58 James the Greater
59 James the Less
60 Dariabas
61 Ezekiel
62 Rabinth
63 Nathan
64 Mererle
65 Archelaus Rabi
66 Sadoc
67 Joshua
68 Veronica
69 Simon, of Cyrene
70 Joseph, of Arimathea
71 Annas
72 Barabbas
73 Samuel
74 Nathaniel
75 Moses
76 Expulsion from Paradise
77 Adam Earning his Bread
78 Cain's Remorse
79 Moses Erecting the Brazen Serpent
80 Falling of the Manna
81 Abraham Offering Isaac
82 Joseph sold by his Brethren
83 Joseph proclaimed Governor
84 King Ahasuerus raising Esther
85 Samson destroying the Temple
86 Daniel Accused
87 Crucify Him!

Any of the above views of the Passion Play can be furnished separately at following prices:

Plain, 50 cents each; Colored, three inches diameter, $1.50 each; Colored, square, $2.00 each.

Italy.

Rome.

1 Panoramic View of Rome from St. Peter's
2 Piaza Del Popolo
3 View of the City, St. Peter's in the Distance

FOR PRICE LIST OF SLIDES SEE PAGE 127.

4 Distant View of St. Peter's
5 Palace of the Cæsars
6 Palace of the Cæsars, Interior
7 Hill on which stood Palace of the Cæsars
8 Piazza Navona
9 Interior of the Vatican
10 Interior of the Vatican, Another View
11 Sistine Chapel--Vatican
12 Castle of St. Angelo, Front View
13 Castle of St. Angelo, Side
14 Portico of Cathedral St. Peter's
15 Interior of St. Peter's (Nave)
16 Exterior of St. Peter's
17 St. Paul's Cathedral, Interior
18 Church of Santa Maria Maggiore
19 Porta San Paola
20 Basilica of Constantine
21 The Roman Forum
22 Arch of Titus
23 Column of Marcus Aurelius
24 Arch of Septimus Severus
25 Arch of Drusus
26 Arch of Janus
27 Temple of Antonius and Faustina
28 Temple of Vesta
29 Temple of Minerva
30 Via Appia
31 Tomb of Cecilia Metella
32 Burial of the Society of Misericordia

Venice.

33 Panorama of Venice
34 Fishing Boats Moored
35 Fish Market
36 Group of Women at the Well
37 Palace on the Grand Canal
38 Ducal Palace
39 Grand Canal, Doge's Palace on the right
40 Palace of the Doges
41 Court-Yard—Palace of Doges
42 Ducal Palace from the Grand Canal
43 Portico of Ducal Palace
44 Casa d'Oro, or Golden Palace
45 Witteman Palace
46 The Cavelli Palace, Grand Canal
47 Canal View—Bridge of Sighs in the Distance
48 Canal View opposite Victoria Hotel
49 Gondolas on the Canal
50 Bridge of the Rialto
51 Bridge of Sighs
52 The Grand Canal
53 St. Mark's Cathedral
54 Grand Canal from St. Mark's Square
55 Piazza St. Marco
56 Gate of Campanile

Florence.

57 Panoramic View *Florence*
58 View from the Mount of the Cross
59 Florence, Including View of River Arno
60 Bridge over the Arno (Ponte Vecchio)
61 Court of the Palace Vecchio
62 Florence from San Mineato
63 Florence, Church of San Mineato
64 The Cathedral of Florence
65 Arch or Gate of St. Gallo
66 Uffizi Galleries from Above
67 Uffizi Galleries
68 Corridor, Uffizi Gallery
69 Second Uffizi Gallery
70 Loggia Dei Lonjo

Pompeii.

71 House of the Baker
72 Street of Sallust
73 The Amphitheater
74 The Pantheon
75 Temple of Mercury
76 Temple of Isis
77 Herculaneum Gate
78 Foro Civic
79 Street of the Tombs (Five Views)
80 Panoramic View of Pompeii
81 The Basilica
82 Cast of a Human Body
83 House of the Poet
84 Temple of Venus
85 City Forum
86 House of Cornellio Ruffo
87 House of Sallust

Naples.

88 Panorama of Naples and Bay
89 Panorama of Vesuvius and Naples
90 Vesuvius
91 Street Fronting on the Bay
92 Mosaic Pavement in the Museum
93 Neopolitan Home Life
94 Crater of Vesuvius
95 Lava Beds—Vesuvius
96 The Crater of Vesuvius

Genoa.

97 Panorama of Genoa
98 Grand Terrace Marmoreo

Turin.

99 View from the Mount of Capuchins
100 Castle and Madama Palace

Milan.

101 The Cathedral, Distant View
102 The Cathedral, Near
103 The Cathedral, Interior
104 Arch of Simplon

Pisa.

105 The Cathedral—Front
106 The Cathedral and Leaning Tower
107 Baptistery
108 Pulpit in the Baptistery
09 Entrance to Campo Santo, Holy Burying Ground

Lake Como.

110 Town of Como
111 Bellaggio

Lake Maggiore.

112 Lake Maggiore, Beautiful Isle
113 Pallanza
114 Falls of the Tivoli

Palermo.

115 Interior of Catacombs of Cappucini
116 Interior of Catacombs of Cappucini

Lake Maggiore.

117 Isola Bella
118 Isola Bella
119 Isola Bella, from Stressa
120 Isola Bella

Lake of Lugano.

121 Lugano, Bridge of Melide
122 Lugano, Mont St. Giorgio
123 Lugano, Street View
124 Lugano, Street View
125 The Lake
126 The Lake
127 Lake Orta—Omegna
128 Lake Orta

Lake of Como.

129 Como
130 Como
131 Como
132 Bellagio, from Cadanabbia
133 Bellagio, Peep of
134 Bellagio, Marina

Milan.

135 The Cathedral
136 The Cathedral, Piazza del Duomo
137 The Cathedral, Detail Buttresses and Spires
138 The Cathedral, Detail Buttresses and Spires
139 The Cathedral, Detail Buttresses and Spires
140 The Cathedral, Detail Buttresses and Spires
141 The Cathedral, General View
142 The Cathedral, Center Spires, etc., fr. Roof
143 The Cathedral, Details of Buttresses
144 The Cathedral, Spires and Winding Stair
145 The Cathedral, Spires and Buttresses
146 The Cathedral, Spires and Buttresses
147 The Cathedral, Spires and Buttresses
148 The Cathedral, Spires and Buttresses
149 Leonardo da Vinci
150 Arch of Napoleon
151 Statue of Federico Liberta
152 Terra Cotta Work

Turin.

153 Monte Capuccini, etc.
154 Suspension Bridge
155 Jews' Synagogue

Venice.

156 From the Campanile

FOR PRICE LIST OF SLIDES SEE PAGE 127.

157 Grand Canal
158 Grand Canal, Another View
159 Grand Canal
160 View on the Grand Canal, Caffe Giardino
161 Ponte Rialto
162 On the Piacutta
163 Bridges on the Canal
164 St. Mark's Place
165 Place of St. Mark
166 Place of St. Mark
167 Place of St. Mark, Doge's Palace, etc.
168 Place of St. Mark, Doge's Palace and St. Giorgio

Venice.

169 Palace of the Doge
170 Palace of the Doge
171 Cathedral of St. Mark
172 Cathedral of St. Mark, Facade
173 Cathedral of St. Mark, Grand Door
174 The Golden Palace (Ca-d'oro)
175 The Ducal Palace
176 The Bridge of Sighs

Genoa.

177 General View
178 Statue of Christopher Columbus

Pisa.

179 The Leaning Tower
180 The Leaning Tower, Another View
181 The Leaning Tower, Another View

Florence.

182 Florence and River Arno
183 Florence and River Arno
184 The Cathedral, from the Palazzo Vecchio
185 Palazzo Vecchio
186 The Baptistery
187 The Baptistery, Bronze Door
188 The Baptistery, Bronze Door
189 Church of St. Croce
190 Statue of Dante
191 Palazzo Ricardi
192 The Uffici and Palazzo Vecchio
193 The Uffici
194 The Loggia dei Lanzi
195 The Loggia dei Lanzi, Achilles with the dead
196 The Loggia dei Lanzi, Marble Lion
197 Venus de Medicis

Rome.

198 General View, from the French Academy
199 General View, Piazza del Popolo, etc.
200 On the Tiber
201 St. Peter's from West
202 St. Peters, from West
203 St. Peters, General View
204 St. Peters from the West
205 St. Peters, Facade and Dome
206 St. Peters, Interior
207 The Vatican
208 The Vatican, Another View
209 The Vatican and Colonnade
210 The Colosseum
211 The Colosseum, Another View
212 The Colosseum, Another View
213 Piazza del Popolo
214 Forum, Column of Phocas, etc.
215 The Forum
216 Temple of "Castor and Pollux"
217 Temple of "Castor and Pollux"
218 Arch of Septimus Severus
219 The Capitol
220 St. Angelo, Bridge and Castle
221 St. Angelo, Bridge and Castle
222 St. Angelo, Bridge and Castle
223 The Forum, from the Capitol
224 The Forum
225 Temple of Vespasian and Arch of Septimus Severus
226 Forum of Trajan
227 Arch of Constantine
228 Arch of Titus
229 Santa Maria Maggiore
230 The Pantheon
231 The Capitol
232 San Giovanni Laterano
233 Fontana di Trevi
234 Fontana di Trevi, Nearer View
235 Fontana di Trevi
236 The Vatican—Marble Sarcophagus
237 The Vatican—The Laocoon
238 The Vatican—Mercury
239 The Vatican—Apollo Belvidere
240 The Vatican, Corridor in
241 St. Peter's
242 Colosseum
243 Colosseum, Interior
244 Arch of Titus
245 Arch of Sculptures—"The Chariot"
246 Arch of Sculptures—"The Candlestick"
247 Colosseum, etc.
248 Vestibulum, Palatine Hill
249 The Capitol

Rome.

250 St. Peters, from Pincio Gardens
251 Lateran Palace
252 Quirinale Palace
253 Farnese Palace
254 Porta S. Sebastiano
255 Tomb of Cecilia Metella
256 Sculpture, "Dying Gladiator"

Naples.

257 Bay and Vesuvius, from Vomero
258 Bay and Vesuvius, from Vomero
259 The Museum, The Sleeping Faun
260 The Museum, Toro Farnese
261 The Museum, Venus Capua
262 The Museum, Psyche of Capua
263 The Museum, Farnese Horse-Head

Sorrento.

264 The Bay
265 General View

Capri.

266 General View
267 The Marina

Amalfi.

268 General View
269 Grotto of St. Cristofani

Pompeii.

270 General View, from the North
General View, with Vesuvius
271 The Forum and Vesuvius
272 The Forum, etc.
273 The Forum
274 Streets of the Tombs
275 Amphitheater
276 Temple of Venus
277 The Basilica
278 The Pantheon
279 House of the Grand Fountain
280 House of the Small Fountain
281 Temple of Fortune
282 Temple of Jupiter
283 Temple of Isis

Messina.

284 From the Hills
285 The Harbor

Palermo.

286 Marina and Monte Pellegrino
287 Cathedral

Edward L. Wilson's Personally photographed slides of Italy—Herculaneum

288 General view of the Ruins
289 House of Aristides
290 House of Aristides, Garden
291 House of Aristides, Colonnade

Pompeii.

292 Forum, General View
293 Forum, Details
294 Basilica
295 Temple of Mercury, Art Relics
296 Temple of Mercury, Statuary
297 Arch of Nero and of St. of Mercury
298 Temple and Street of Fortune
299 House of Glaucus
300 House of the Baker
301 Gate of Herculæneum and the Sentry
302 Street of the Tombs
303 Street of the Tombs, Public Resting-Place
304 House of the Dancing Faun
305 Pompeiian Wine Jars

FOR PRICE LIST OF SLIDES SEE PAGE 127.

306 Arch of Triumph and Vesuvius
307 New (1882) Excavations
308 Museum, Interior
309 Museum, Skulls and Bread

Naples.

310 Custom House
311 Vesuvius from the Quay
312 Zoological and Public Garden
313 National Park, Entrance
314 A Modern Neapolitan Residence
315 Castle del Nuovo

Rome.

316 Pincio, Quirinal
317 Pincian Highway, Statuary
318 Piazza del Popolo
319 The Corso
320 Rome from the Quirinal
321 Trinita dei Monte, Span. Staircase
322 Peasant Model, Span. Staircase
323 Peasant Model, Span. Staircase
324 Group of Models, Span. Staircase
325 Group of Models, Span. Staircase
326 The Capitol
327 Statue of Marcus Aurilius, Capitol Hill
328 The Pantheon
329 Fountain of Trevi
330 Arch of Septimus Severus
331 Forum, Temples of Saturn and Vespasian
332 Column of Phocas, Forum
333 Temple of Castor and Pollux
334 Forum of Trajan
335 Arch of Titus
336 Arch of Constantine
337 Colosseum and Arch of Constantine
338 Colosseum, Interior, General
339 Colosseum, Interior, Details
340 Rome, from the Colosseum
341 St. Peter's, Exterior
342 St. Peter's and the Vatican
343 St. Peter's and the Obelisk
344 Vatican and the Obelisk
345 Vatican and the Fountain
346 Floral Group. Hotel Costanzi
347 Art in Our Bed-Chamber, Hotel Costanzi
348 Flora, by Brignoli; Hotel Costanzi
349 Poetry, by Brignoli; Hotel Costanzi

Spain.

Madrid.

1 Escurial Palace, the Queen's Room
2 The Picture Gallery
3 Hall of the Ambassadors, Royal Palace
4 The Escurial
5 " " Interior
6 The Escurial, Pompeiian Room
7 Panorama of the Escurial
8 Bed Chamber of Phillip II, in the Escurial
9 The Grand Plaza
10 Throne Room in the Royal Palace
11 Royal Moorish Sleeping Room, Alcazar
12 Peasants, Madrid

Granada.

13 Panorama
14 View from San Jeromino
15 Generalife, Exterior
16 " Interior
17 " "
18 Church of St. Gerome, Interior
19 La Chartreuse
20 Panorama of Granada and Alhambra

Alhambra.

21 Tower of Justice
22 Fountain of the Lions
23 Court of the Lions
24 The Sisters Palace
25 Door of the Two Sisters
26 Hall of the Two Sisters
27 " " " "
28 " " " "
29 Hall of Rest
30 Lindaraja Balcony
31 Entrance to Embassadors' Hall
32 Tower of the Infant
33 Alcove of the Infant
34 Window in Tower of the Captive
35 General Plan of the Fortress
36 Plan of the Arabian Palace in the Fortress
37 Arabesques (details)
38 Center Painting on Ceiling, Hall of Justice
39 Cornice in Frieze over Columns, Court of the Lyons
40 Ornaments at the Junctions of Inscriptions, Court of the Lions
41 Ornaments in Panels, Hall of Embassadors
42 Ornaments in Panels, Hall of Ambassadors
43 Band around Panels and Window Panels, Hall of Ambassadors
44 Ornaments in Panels, Court of the Mosque
45 Frieze and Panel, Hall of the Two Sisters
46 Sword of King Boabdial

Seville.

47 Panorama
48 Doorway of the Palace of St. Elmo
49 Gate of Charles V
50 Gate of Munreas Tower
51 Alcazar, Interior
52 " Hall of the Ambassadors
53 Alcazar, Alcove of the Sultan
54 Alcazar, Alcove of the Sultana
55 Alcazar, Minerva's Tower
56 The House of Pilate, The Court
57 The House of Pilate, Fountain
58 The House of Pilate, Ornamental Gallery
59 The House of Pilate, Minerva with Club
60 Market of Antiques
61 Bull-Fight
62 The Matadors

Gibraltar.

63 The Rock and the Harbor
64 The Water Batteries
65 The Tambourine Girl
66 The Moors at Tanier
67 Gibraltar
68 The High Peaks
69 The Harbor from the Battery
70 General View of the Rock

Coruna.

71 An Ox-Team, Loaded
72 The Fountain
73 An Ox-Team
74 Zamora
75 Charcoal Seller, Valencia
76 Peasants, Navarre
77 " Segovia
78 " "
79 " "
80 Type of Peasants, Leon
81 " " Toledo
82 " " Murcie
83 " " Group, Murcie
84 A Peasant, Murcie
85 Wagon Loaded with Water Jars, Murcie
86 Peasants, Alicante
87 The Dying Matador, Statue
88 Notre Dame del Pilar, Saragossa
89 Doorway of St. Gregory, Valladolid
90 Cloisters of St. Gregory, Valladolid
91 Panorama, Malaga

Gibraltar.

92 View from the Spanish Main
93 View from the Spanish Isthmus
94 View from the Rocks, Showing African Coast
95 English Gibraltar, from New Mole
96 The Arsenal, etc., from Buena Vista
97 View from the Moorish Castle
98 The Rocks, from Europa Point
99 View from the Old Mole
100 Town and Bay
101 Group at a Spanish Café
102 Malaga, from the Castle
103 " from the South
104 Loja, from the West

FOR PRICE LIST OF SLIDES SEE PAGE 127.

Granada.

105 General View of the City
106 Distant View of the City
107 The Suburbs
108 The Church
109 View from St. Nicholas Church
110 Sierre Nevada, from Calderon's House
111 Sierre Nevada and Suburbs
112 Generaliffe
113 Generaliffe and Road, Arch of Alhambra
114 Bell Tower
115 Gipsy Town
116 The City and Cathedral
117 " Looking North
118 Alhambra, from the Generaliffe
119 Alhambra, Porch in Hall of Justice
120 Alhambra, The Ambassadors' Court
121 Alhambra, Court of Lions
122 Alhambra, Court of Lions
123 Alhambra, Court of Lions, Vestibule
124 Alhambra, Court of Lions Vista through
125 Alhambra, Court of Lions, Interior of Porch

Cordova.

126 The City, from the Guadalquiver
127 College of Ascension, Great Door
128 The Octagon Tower

Seville.

129 Bird's-eye View, Showing Tobacco Manufactory
130 Bird's - eye View, Showing Alcazar
131 Bird's-eye View, Showing Bullring
132 Bird's-eye View, Showing Golden Tower
133 Square of San Francisco
134 The Cathedral, from the Bullring
135 The Cathedral, from the South
136 The Cathedral, from the Alcazar
137 The Cathedral, from the North
138 The Cathedral, the Giralda Tower, etc.
139 The Cathedral, Door of Triumphal Entry
140 The Cathedral Door, The Baptism of Christ
141 The Cathedral Door, Adoration of the Magi
142 The Cathedral, Moorish Door
143 The Cathedral, Great West Door
144 The Cathedral and City, fr. the Golden Tower
145 View on the Guadalquiver
146 The Bullring
147 The Town Hall
148 Golden Tower and City, from the River
149 Golden Tower from Gates of San Telmo
150 Palace—of San Telmo, Entrance
151 Palace—of San Telmo, (Duc de Montpensier)
152 Palace—of San Telmo, The Saloon
153 Palace—of San Telmo, In the Garden
154 Palace—of San Telmo, In the Palm Grove
155 The Alcazar, Fine Doorway
156 The Alcazar, Exterior
157 The Alcazar, Courtyard
158 The Alcazar, Entrance of Ambassadors' Hall
159 The Alcazar, Interior of Ambassadors' Hall
160 The Alcazar, Interior of Ambassadors' Hall
161 The Alcazar, Interior of Ambassadors' Hall
162 The Alcazar, The Gardens
163 The Alcazar, "House of Pilate," Moorish Court
164 The Alcazar, "House of Pilate," with Fountain
165 Aranjnez, Royal Palace, on the Tagus

Madrid.

166 Royal Palace
167 The National Museum
168 Church of San Geronimo
169 Fountain of the Calle Alcala
170 Sculpture, "The Descent from the Cross"
171 El Escorial. The Monastery

Burgos.

172 The Great Gateway
173 General View from the Railway Station
174 General View from the River
175 Cathedral, from the West
176 Cathedral, from the Alcazar
177 San Nicholas (10th Century)
178 San Nicholas, the Great Door
179 Santa Maria las Huelgas
180 Santa Maria

Toledo.

181 General View from the West, with the Alcazar
182 General View, from Alcazar
183 General View, from North-West
184 Bridge and Moorish Tower, on the Tagus
185 Ferry on the Tagus
186 The Moorish Suburb
187 The Cathedral, West Front
188 Arila, an Antique Street
189 Valladolid, an Antique Street
190 Valladolid, an Antique Street

Tarragona.

191 View from the South-West
192 The Cathedral, from the North
193 The Cathedral, from the West
194 The Cathedral, Great West Doors
195 The Cathedral, Cloisters

Saragossa.

196 View from the North-East
197 View from the South-West
198 Cathedral, from the Ebro
199 The Market

Manresa.

200 View from the East
201 The Cathedral, from the River
202 The Old Town

Lexida.

203 General View, from the South
204 General View, from the East
205 The Calle Mayor
206 View from the Segre

Barcelona

207 General View, from Montjoy
208 Harbor and Mediterranean

Logroña.

209 The Calle Mayor, and Cathedral
210 San Bartolomo (10th Century)
211 San Bartolomo, Great Door
212 Miranda-on-Ebro, from the North

Portugal.

Lisbon.

1 Ruins of Groumas near Belem
2 Statue of Duque Da Terceira
3 Groumas near Belem
4 Statue Don José I., Commercial Square
5 Hotel near Commercial Square
6 Triumphal Arch, Commercial Square
7 Lisbon and Harbor
8 Panorama, Place Dom Pedro
9 Praca dos Romulus

Belem.

10 King's Palace from Belem Castle
11 Belem Castle
12 Belem Castle and Ramparts
13 Belem Castle and Moorish Tower
14 Belem Castle, the Embrasure

FOR PRICE LIST OF SLIDES SEE PAGE 127.

15 Krupp Gun in Belem Fort
16 Gallery of the Cloister
17 Sculptures in the Cloister
18 Fountain in the Cloister
19 Court of the Cloister

Coimbre.

20 Gallery of Santa Cruz
21 Library of the University
22 Great Hall in the Univers ity

Alcobaco.

23 Cloister of King Dinis
24 Gallery of the Cloister

Thomar.

25 Window of the Chapter-House

Batalana.

26 Gate of the Monastery
27 Gallery in the Castle of Mont Serat

Cintra.

28 Gate at Castle La Perna

Cape de Verde Island.

29 Town Hall, San Vincent
30 Street View in San Vincent
31 The Harbor View in San Vincent

Lisbon.

32 The City and St, George's Castle
33 The City, from Nossa Senhora de Graca
34 The City, from Nossa Senhora de Graca

Belem.

35 The Castle, on the Tagus
36 The Convent, Interior of Cloisters
37 The Convent, Exterior of Cloisters
38 The Convent, West Door
39 Santa Maria, General View
40 Cintra, from the East
41 " the Royal Moorish Palace
42 Penha Castle, Great Door
43 Penha Castle, Convent
44 Penha Castle Great
45 Penha Castle, from the Grotto

Coimbra.

46 General View, from Santa Clara Convent
47 General View, from Quinta Lagrimas
48 General View, from the Lisbon Road
49 The University
50 Santa Cruz, Interior of Cloisters
51 Santa Cruz, Exterior of Cloisters

Oporto.

52 General View, from the Douro
53 Looking up the Douro
54 View from the Cathedral with Clerigos
55 View from the Railway Station
56 View from Clerigos
57 View from Bishop's Palace
58 View from Montserrat Convent
59 The Convent of Montserrat

Bahltaa

60 The Cathedral, from the North
61 The Cathedral, from the South
62 The Cathedral, from the West
63 Capella Imperfeita, West Door
64 Capella Imperfeita, South Door
65 Capella Imperfeita, Door
66 Capella Imperfeita, Cloister Windows
67 Capella Imperfeita, Cloister Windows

Thomar.

68 The Convent Church
69 The Nun's Window
70 The Cloisters

Denmark.

Copenhagan.

1 Bourse, The
2 Church of our Saviour
3 Rosenberg Palace
4 Thorwaldsen Museum, Entrance
5 Palace of Christiansborg
6 Thorwaldsen Museum
7 Church of Our Lady
8 The Market Place
9 The Exchange
10 Statue of Thorwaldsen (T. Museum)
11 Statue, a Young Shepherd, T. Museum
12 Statue, Sermon of St. John
13 Statue, Christ
14 Statue, the Apostles
15 Statue, Ganymede
16 Statue, Day
17 Statue, night
18 Statue, Tomb of Thorwaldsen

Norway.

1 The Fjerland Fjord
2 Sognefjord, Balestrand
3 " Aardal Lake
4 " Skjolden
5 " Cascade at Aardal
6 Sognefjord, the Bouims Glacier
7 Sognefjord, Ice Cave in Bouims Glacier
8 Lyster Fjord, Skjolden
9 " " Dosen
10 Vossevangen
11 " view at
12 Valders, Waterfall at
13 Honefoss
14 Filefjord, the Buer Glacier
15 Sorfjord, View at Hildal
16 The Stalheimcleft
17 The Stalheimcleft
18 " Waterfall in
19 The Stalheimcleft, Posting Station
20 Gudrangen, Looking down the Fjord
21 Gudrangen, View at
22 Borgund
23 " Church
24 Corn Mill, Fagernas Valders
25 Skeen
26 The Vettifoss (loftiest Cascade in Norway, 1,000 feet)
27 The Vettifoss
28 Christiania, Street View
29 " General View
30 " The Palace
31 Saw Mill
32 Thelemarken, on the Tin Lake
33 Drammen
34 Sarpsborg
35 Aalesund
36 Lillehammer, the Mjösen Lake
37 The Vermefoss Fall. Romsdal
38 Christiania, from the Frognersaeter
39 Christiania, The Palace
40 Christiania, The University
41 Christiania, Storthings-Bygning
42 Christiania, Viaduct near
43 Christiania, from the Ekeberg
44 Christiania, (Friedricksborg) from Oscarshall
45 Reien
46 Lake Vangsmjosen
47 Skogstad
48 Borgund Church
49 Bergen
50 Bergen
51 Bergen Market Place
52 Hotel Vettehos, Odde
53 Children's Bridal Procession, Feast of
54 Baldar (June 26)
55 Odde Church
56 Eide
57 Eide Hardanger Costume
58 Eide Hardanger Costume
59 Eide Meland's Hotel
60 Throndhjem
61 Throndhjem, Britannia Hotel
62 Throndhjem, Cathedral
63 Throndhjem, Cathedral
64 Molde
65 Merok
66 Storsalterfoss, near Merok
67 Josterdal Glacier, Kjosnasfjord
68 Gold Mine, Reppen
69 Copper Mine, Holtaalen
70 Torghatten
71 Lofoden Isles, Kobbelvaeg
72 Lofoden Isles, Kobbelvaeg

FOR PRICE LIST OF SLIDES SEE PAGE 127.

73 Moskenas and Maelstrom
74 Hestmanso, The Old Woman
75 Svartisen Glacier
76 Tromso Lapp Encampment
77 Tromso Lapps
78 Tromso Lapp Encampment
79 Lapps on board North Cape Steamer
80 Lapps at Hammerfest
81 Hammerfest
82 Hammerfest
83 View from Summit of North Cape
84 North Cape
85 North Cape
86 North Cape
87 North Cape Horn
88 Midnight Sun, off North Cape
89 Midnight Sun, from Tromso Harbor
90 Midnight Sun, at Graesholmen
91 Hammerfest and Meridian Column
92 Lapp Family
93 Lapp Woman
94 Lapplanders
95 Mountain Lapp
96 Lapp Boys
97 Lapp Girls
98 Tromso, from Steamer
99 Lyngenfjord, Mountain Range
100 Lyngenfjord, Panorama
101 Throndhjem, from Bridge
102 Aalesund from Storehangen
103 Geirangerfjord
104 Geirangerfjord
105 Geirangerfjord, from above Merok
106 Geirangerfjord, the Seven Sisters
107 Hellesylt
108 Nordfjord, Faleide Hotel
109 Nordfjord, View near Loen
110 Nordfjord, Loen Lake
111 Molde, from Grand Hotel
112 Molde, Grand Hotel from fjord
113 Romsdal and Veblungsnaes
114 Romsdal Horn and Trolltinder
115 Romsdal Horn
116 Gudbrandsdal Ulafos
117 Gudbrandsdal Massacre of Col. Sinclair
118 Lillehammer, Falls on the Mesna
119 Lillehammer, Hell Cauldron
120 Lillehammer, Mjosen View on
121 Hamar, Ruins of Cathedral
122 Christiania, Gol Church and Old House
123 Christiania, Oscar's Hall
124 Christiania, from Ekeberg
125 Christiania, the Royal Palace
126 Christiania, from St. Hanshangen
127 Christiania, from St. Hanshangen
128 Christiania, House of Parliament
129 Christiania, Carl Johan's Street
130 Christiania, Aker's House
131 Christiansand, Cathedral, Interior
132 Christiansand, from Fire Alarm Station
133 Helvedesfos, near Christiansand
134 Vigelandesfos, near Christiansand
135 Stavanger, from Railway Station
136 Hardanger, Fjord, Rosendal
137 Hardanger, Head of Rosendal
138 Hardanger, Waterfall at Rosendal
139 Hardanger, from Rosendal
140 Hardanger, View at Bondhouse
141 Hardanger, Mauangerfjord
142 Hardanger, Bondhouse, Lake
143 Hardanger, Bondhouse, Glacier
144 Hardanger, Norwegian Wedding, Simodal
145 Hardanger, Norwegian Wedding Going to Church
146 Hardanger, Norwegian Simodal
147 Hardanger Peasants
148 Hardanger Peasants
149 Hardanger Odde
150 Hardanger Hotel, Odde
151 Hardanger, the Buerbrae
152 Hardanger, the Hildalsfos
153 Bergen, from the Sea
154 Bergen, H. M. S. Monarch and Anson at
155 Bergen Harbor
156 Bergen Fish Market
157 Bergen Cathedral, West Front
158 Bergen, Stave near Church,
159 Toindefos
160 Skjerosfos
161 Vossevangen
162 View on the Voss Railway
163 The Naerodal
164 The Naerodal and Stalheim Hotel
165 The Naerodal Jordalsnut
166 The Naerodal Stalheim, View at
167 Sogne Naerofjord
168 Sogne Balholmen
169 Sogne Balholmen, Salmon Fishing
170 Sogne Balholmen, King Belis' Tomb
171 Sogne, Vetlefjord, View on
172 Sogne Fjaerlandsfjord, View at Mundal
173 Sogne Fjaerlandsfjord, View near Mundal
174 Sogne, Looking to Supphalle Glacier
175 Sogne, Looking to Supohelle Glacier
176 Sogne, Looking to Bojinn's Glacier
177 Sogne Fjaerlandsfjord, Bojumsdal
178 Sogne Oanfnefjord, Near
179 Sogne Lysterfjord, looking to Dosen
180 Sogne Lysterfjord, Salmon Fishing
181 Sogne Jostedal Glacier Nigardsbrae
182 Sogne Laerdal
183 View at Husum
184 Borgund Church
185 Haeg, View at
186 Maristuen
187 Fillefjeld Nystuen
188 Valders, View Between Skogstead and Nystuen
189 Odnaes

Sweden.

1 Panorama of Stockholm West
2 Panorama of Stockholm East
3 Panorama of Stockholm
4 Panorama of Stockholm Side of Lake Malare
5 The Museum
6 The Mint
7 Royal Castle
8 St. Catharine's Church
9 The Grand Church
10 Statue of Gustave III
11 Cathedral of Upsala
12 Panorama of Stockholm Sweden
13 Royal Palace, Stockholm
14 Cathedral, Stockholm
15 Cathedral of Upsala

Stockholm.

16 Shipping in the harbor
17 Torpedo-boat "Noerf"
18 Torpedo-boat "Noerf"
19 Stockholm from the palace terrace
20 Stockholm from the palace terrace
21 Guard Mount in the Royal Palace
22 Fountain in King's Garden
23 Statue of Karl XII. in King's Garden
24 Humle Garden
25 Statue of Linne in Humle Garden
26 Peasant milkwomen
27 Group of police
28 Boat landing on the lake
29 Pulpit in Storkyrkan
30 A country road

Karlskrona.

31 Market place
32 Peasants in the market
33 Group in the market

FOR PRICE LIST OF SLIDES SEE PAGE 127.

Holland.

Amsterdam.

1 Panorama
2 The Harbor
3 Royal Palace
4 Bourse
5 Post Office
6 Theatre
7 Grand Square
8 Canal, Amstel
9 Canal, Kaizergracht

Arnheim.

10 Panorama
11 Cathedral
12 Street View

Delft.

13 Panorama
14 Hotel de Ville
15 Cathedral
16 Railroad Station

Dordrecht.

17 Cathedral
18 Hotel de Ville
19 Windmill
20 Steamboat on the Meuse
21 Canal

Gonda.

22 Hotel de Ville

Groningon.

23 Panorama
24 Palace of Justice
25 Fish Market

Haarlem.

26 Cathedral
27 Hotel de Ville
28 Street View
29 The Boulevard

The Hague.

30 Panorama
31 Department of Justice
32 Royal Library
33 National Monument of of 1813
34 Equestrian Statue of William the Silent
35 Paul Potter's Painting. "The Bull"

Rotterdam.

36 Panorama
37 Cathedral, Exterior
38 Bourse
39 Post Office
40 Bridge. Royal

Utrecht.

41 Hotel de Ville
42 Cathedral
43 Bourse
44 Observatory

Types of Holland Life.

45 North Holland Fisherman
46 North Holland Farm House
47 North Holland Cattle
48 " " Dog Cart
49 Peasant Woman

Amsterdam.

50 Munt Street and Cathedral
51 Central Railway Station
52 Ryks Museum of Art
53 Boat Loaded with Turf
54 Street Scene
55 Dutch Schoolships
56 Café Krasnopolsky (interior)
57 A Characteristic Street Scene
58 A Canal Street
59 The King's Palace
60 People's Palace
61 Cathedral
62 Statuary—Primavera
63 Statuary—Echo
64 Statuary—Perseus

Haarlem.

65 Typical Dutch Landscape
66 A Dutch Family
67 Dutch Cavalryman
68 Dutch Soldier
69 Young Dutchman
70 Dutch Dogcart
71 Fisherman's Return from the Catch
72 A Comical Group

Zuyder Zee.

73 Fishermen's Village
74 A Characteristic Group
75 Fishing Boats and Dyke
76 A Street Scene

The Hague.

77 National Monument
78 Herd Deers in Park
79 Statue "William the Silent"
80 An Aristocratic Residence
81 Royal Palace and Statue William I.
82 Statue of William I.
83 Flock of Geese in Park
84 Koning Straat
85 Market Scenes

Scheveningen—The Dutch Atlantic City.

86 Promenade and Hotel Seinpôrt
87 Donkeys on the Beach
88 Homeliest Donkey

Rottendam.

89 Dutchman and his Pig
90 Scene on Canal
91 Bridge over the "Maas"
92 Flower Market
93 Old Apple Woman
94 Old Apple Woman
95 Scene on the Boompies (docks)

Russia.

St. Petersburg.

1 Panorama
2 Marble Palace
3 Peterhoff Palace, Ball Room
4 Gatchina Palace, Corridor
5 Gatchina Palace. Bed Chamber
6 Tzarske Selo Palace
7 " " " Marble Bridge
8 Hermitage Palace
9 Hermitage Museum, Gallery of Antiques
10 Palace of Paul I.
11 Church, St. Alexander
12 " Assumption
13 " Epiphany
14 Church of Peter the Great
15 Convent of Smola
16 Bridge of the Winter Palace
17 Statue, Peter the Great
18 " Alexander the Great
19 Alexander Column
20 Colossal Horse, Bridge Antiochkoff
21 Moscow Gate
22 Narva Gate
23 Fortress
24 Bourse
25 Senate Building
26 Hotel de Ville
27 Theater Alexander
28 House of Peter the Great

Moscow.

29 Panorama
30 Alexander Gate
31 Moskva Bridge
32 Iron Bridge
33 R. R. Station
34 Museum
35 Foundling Hospital
36 Petrowski Palace
37 Church. St. Basil
38 " St. Michael
39 " Assumption
40 Monastery, Simonoff
41 Convent St. Alexis
42 " Ascension
43 " Greek

The Kremlin

44 General View
45 The Wall
46 Tower of Ivan the Great
47 The Great Bell (weight 400,000 pounds)
48 Imperial Palace
49 " " The Throne
50 Terema Palace
51 " " Grand Staircase
52 Terema Palace, Bed of the Czar
53 Arsenal, Interior

Kiev.

54 Panorama
55 Cathedral

Nijni—Novogorod.

56 Panorama

Odessa.

57 Panorama

Warsaw.

58 Panorama
59 Street View
60 Cathedral, Interior

Cracow.

61 Panorama
62 The Vistula
63 Tomb, St. Stanislaus
64 " Sculpture by Thorwaldsen

Archangel.

65 Panorama

Russian Life, etc.

66 Group of Farmers
67 " " Peasants
68 " " Gypsies
69 " " Siberians

FOR PRICE LIST OF SLIDES SEE PAGE 127.

70 Dairy Maid
71 Russian Vehicle, Droskey
72 Peasant's House
73 Trading Post
74 Map of Russia

Austria.

Vienna.

1 The Cathedral
2 Entrance to the Cathedral
3 Maximillian Platz
4 Kursaal in the City Park
5 The Imperial Palace
6 The Rathaus
7 The Grand Opera House
8 The Imperial Parliament Buildings
9 The Schiller Monument
10 The University
11 Statue and Monument to Wilhelm von Lecetthoff
12 Maria Theresa Monument
13 Ring Strasse
14 Queen's new Opera House
15 Schwarzerberg Street
16 Kurhaus in Stadt Park
17 Street View
18 Grand Opera House
19 Facade Grand Opera House
20 Phaseus Temple
21 Folk's Garden, where Strauss plays
22 The Market
23 City Hall
24 Franzen's Monument, Inner Palace Court
25 Graten Platz and Trinity Column
26 Equestrian Statue of Francis I
27 Imperial Gateway from Parade
28 Upper Belvidere
29 Kartner Strasse
30 Guard Leaving the Palace
31 Prince Ludwig's Carriage at Palace Door
32 Thomas Cook & Son's Office
33 Imperial Laxenburg Palace (suburbs)
34 Imperial Laxenburg Palace, Ferry to the Castle
35 Imperial Laxenburg Palace. The Lake
36 River Steamers
37 Schoenbrunn Palace, Spanish Room
38 Schoenbrunn Palace, Gobelin Room
39 Schoenbrunn Palace, Gobelin Room
40 Schoenbrunn Palace, Japanese Room
41 Schoenbrunn Palace, Mirror Room
42 Schoenbrunn Palace, The Hall
43 Schoenbrunn Palace, King's Billiard Room
44 Schoenbrunn Palace, Gallery of Portraits
45 Schoenbrunn Palace, Maximillian's Room
46 Schoenbrunn Palace, Royal Riding School
47 Hofburg
48 Schoenbrunn Imperial Summer Palace
49 Belvidere

Innsbruck.

50 Theresien Strasse
51 Triumphal Arch
52 Goldenes Dach
53 View at Telfs
54 Schloss Ambras
55 Goldenes Dach
56 Bohnoff Square and Hotels Tyrol and de Europe
57 Theresien Strasse and Column of St. Ann
58 Tyrol, View of Mals
59 The Mountains near Innsbruck
60 Funeral at Innsbruck

Salzburg.

61 Bridge and Castle Hohen
62 View of the River Salza
63 Government Building and Fountains

Linz on Danube.

64 View toward Passau
65 Steamer and Tow Arriving from Vienna
66 View from the Bridge, showing Hotel
67 View of River Front
68 Locomotive at Briganz
69 Wood Boat on the Danube
70 Boat on the Danube
71 Austrian Chapel in the Pusterthal
72 Austrian County Church, Pusterthal
73 Church at Telfs, Valley of the Inn
74 View in the Dolomite Region
75 Castle of Bruneck
76 Street in Stertzing
77 " "

Transylvania.

78 A Roumanian Peasant Girl Drawing Water
79 A Saxonian Peasant Girl in Winter Dress on Sunday
80 A Roumanian Peasant Girl at the Spring
81 Saxonian Peasant Girl and Lad
82 A Roumanian Couple
83 Saxonian Peasant's every-day Dress
84 A Roumanian Couple
85 A Saxonian Couple, Sunday Dress
86 A Roumanian Peasant Couple
87 A Saxonian Peasant in Office
88 Roumanian Peasant Lads
89 Saxonian Peasant Girls in Summer Sunday Dress
90 A Roumanian Wife
91 Saxonian Peasant Girls in Sunday Summer Dress
92 Roumanian Peasant Girls in the Field
93 Saxonian Peasant Girls at Work
94 Roumanian Wood Cutters
95 Saxonian Peasant Market Women
96 Roumanian Peasants, a Tavern Scene
97 Saxonian Peasants in the Presence of the Magistrate
98 Roumanian Peasants
99 Saxonian Peasant Girls Dressing for Sunday
100 A Roumanian Bride with Wreath of Flowers
101 A Roumanian Gardener
102 A Roumanian Bride Dressing for the Wedding
103 A Saxonian Peasant Family
104 Saxonian Peasant Lads
105 Roumanian Mountaineer
106 Roumanian Butter Girl
107 " Maid Servants
108 Saxonian Peasant and Son
109 A Saxonian Girl and Grandmother
110 Saxonian Family
111 Group of Saxonian Children
112 A Roumanian Couple
113 A Saxonian Farmer Plowing

Additional Views of Austria.

Vienna.

114 Tomb Marie Christine
115 Chateau de Chinon
116 Statue Joseph II.
117 Foyer Opera House
118 Panorama
119 St. Stephen's Cathedral (sculpture)
120 On the Boulevard
121 Statue Archduke Charles
122 The Bourse
123 Gossips of the Street
124 Women Hod-carriers
125 Loggio du nouvel Opera

Innsbruck.

126 Panorama, showing River
127 Panorama, showing Mountains
128 Tyrol—View of Cortina

Salzburg.

129 Mozart's House
130 Statue of Mozart
131 Fortress—distant view
132 Fortress—near view

Pesth.

133 Koenigsberg and the Chateau
134 The Danube and Margaret

Miscellaneous.

135 Varsovie, vue de La Prague

FOR PRICE LIST OF SLIDES SEE PAGE 127.

136 Panorama of Cilly
137 Panorama of Botzen
138 Panorama of Grau

Turkey.

Constantinople.

1 Panorama
2 The city and the Golden Horn
3 Golden Horn
4 Grand panorama of the Golden Horn
5 Bosphorus and the Golden Horn
6 Steamer leaving
7 Great Mosque of St. Sophia.
8 Great Mosque of St. Sophia, interior
9 The Sultan at prayer in the Mosque.
10 Palace of Beylerbe
11 Entrance gate to palace of Beylerbe
12 Mosque of Suleiman
13 Tomb of Sulton Mahmond
14 Tomb of Sulton Mahmond, interior
15 Obelisk
16 Obelisks of Constantine and Justinian
17 Panorama of bridge
18 Street view
19 Turkish woman
20 Turkish lady, veiled
21 Turkish lady in street dress
22 Turkish lady smoking a narghileh
23 A cavass

Greece.

Reproduced from the originals of Wm. J. Stillman.

The Acropolis of Athens.

1 View of the Acropolis from the Museum Hill
2 The Acropolis, with the Theater of Bacchus View taken from the proscenium of the theater
3 View of the Acropolis from the north
4 The Acropolis from the hill above the Ilissus looking N. W.
5 View taken from the tower of the Cathedral looking S. W.
6 The western facade of the Propylæa, with the temple of Victory and the ancient steps
7 Eastern facade of the Temple of Victory
8 The eastern facade of the Propylæa
9 Western facade of the Parthenon
10 Western portico of the Parthenon
11 Interior of the Parthenon taken from the western gate
12 Western portico of the Parthenon from above
13 View taken from same point as No. 12, and looking eastward over the ruins of the Parthenon
14 Interior of the Parthenon from the eastern end
15 Eastern portico of the Parthenon, looking northward
16 Eastern facade or front of the Parthenon
17 Profile of the eastern facade showing the curvature of the stylobate
18 General view of the summit of the Acropolis from the extreme eastern point
19 Eastern facade of the Erectheum
20 Portico of the Pandroseum from the north
21 Gate of the Pandroseum showing details of ornaments
22 Western flank of the Erectheum
23 Tribune of the Caryatides
24 Figure of Victory from the Temple of Victory
25 Fragment of Frieze from the Parthenon

A complete list of descriptive titles accompanies the above series

Athens.

26 Panorama in six sections Lettered *a, b, c, d, e, f*
27 Acropolis, from the S. W.
28 Acropolis and Temple of Theseus
29 Acropolis and Temple of Jupiter
30 Acropolis, from the Monument
31 Amphitheater
32 " Chair of Honor
33 Amphitheater, Reliefs
34 Arch of Hadrian
35 Areopagus
36 "
37 Byzantine Church
38 Erechtheum
39 " West View
40 " Showing Porch
41 Erchtheum, Tribune of the Caryatides
42 Erechtheum Caryatides (from the above)
43 Gate of Agora or Oil Market
44 Modern Athens, with Mt. Lycabettus
45 Monument of Lysicrates
46 Monument of Philopappus
47 Parthenon, Facade
48 Parthenon, Side
49 " East Front
50 " from S. E.
51 Pinacotheca
52 Prison of Socrates
53 Propylæa, looking out
54 " ascent to the
55 " " to the, nearer view
56 Stoa of Hadrian
57 Street of Tombs
58 " "
59 Temple of Æolus
60 " Jupiter, general view
61 Temple of Jupiter, Fallen Column
62 Temple of Jupiter, two Standing Columns
63 Temple of Theseus
64 Temple of the Wingless Victory
65 Tribune of the Pnyx

Miscellaneous.

66 Corinth, Temple of Minerva
67 Ægina Temple of Minerva
68 Mycenæ, Lion Gate, Arabic Period of Greek Art
69 Nemea Temple of Jupiter
70 Piræus, Port of Athens
71 Plain of Marathon
72 Temple of Sunion
73 Tomb of Agamemnon

GREEK ART.

AS EMBODYING GREEK MYTHOLOGY.

(Photographed and Copyrighted by S. A. Scull.)

The chief considerations that determined the selection and arrangement of this collection are:

1st. A purpose to illustrate the changing features of those worships that gave ideals to the best Art of Greece,

FOR PRICE LIST OF SLIDES SEE PAGE 127.

2d. The presentation of the development of art forms from crudeness to perfection.

In Greece, Photographs were made of scenes connected with sacred centers—afterward, so far as was practicable, groups were so formed as to show archaic types of chief deities, and to them follow, unitedly, the elevation of the Ideals and the progress in Art representation.

These groups were commenced in the Museum of Olympia, and in the private galleries and the Museums of Athens; the original double purpose was measurably accomplished by photographing the gems of Greek sculpture in Rome, Naples, Paris and London.

Two departures from the plan have seemed advisable. 1st. The Cyclopæan masonry of Argolis has been presented before the Hellenic order. 2d. After the illustrations of the expansion of Greek Ideals, and the advance in Greek Art-forms as demonstrated in the worships of Olympia, Delphi and Bœotia, a brief digression is made to present the marked contrast furnished by those Asiatic types that exerted more or less influence over the Hellenic Belief and Art.

Hellenic subjects are resumed and the order pursued is indicated by successive headings.

That art-students may be interested in mythological Relationships and thus be induced to form collections of groups, photographs are placed below the usual rates.

There is in preparation a Descriptive Catalogue of this collection. It will contain details concerning the most important subjects; a list of the best works of reference for students of the art-relations of Greek Mythology; locations of the principal fields of the excavations made in the interest of Greek classical studies. This last list will cover the excavations that are finished and whose "finds" are available for archæological study; also those that are progressing and prospective.

Argolis.

Cyclopæan Masonry.

(a) Tiryns.

1 N. Plateau from West
2 S. Plateau from West
3 S. W. Wall
4 Arches of S. Gallery
5 S. Plateau from East
6 Entrance to E. Gallery
7 Side Arch of E. Gallery

(b) Near Argos.

8 Ancient Hera-Temple

(c) Mycenæ.

9 Entrance to Treasure-Tomb (Cyclopæan)
10 Ashlar Masonry (Cyclopæan Wall where Ashlar Block has Fallen
11 Lion's Gate

Epirus.

Chief Deities—Zeus, Dione and Aphrodite.

(a) Dodona Bronzes.

(Carapanos, Col. Athens)

12 Head and Figurine of Zeus
13 Heads of Goddesses
*14 Priestess (2)
15 Athena, front and reverse
16 Apollos, stone (Louvre)

(b) Paramythia Bronzes.

(British Museum.)

17 Zeus and Serapis
18 Dione
19 Poseidon, Neptune
20 Apollo
21 Aphrodite

Elis.

Valley of Olympia.

Chief Deities—Cronus, Zeus and Hera (Juno).

22 Map of Olympia
23 Mt. Cronius and Ruins of Zeus Temple
24 Ruins of ancient Hera-Temple

Sculptures found at Olympia and now in the Olympia Museum (except No. 42)

(a) Zeus Types.

25 Three Small bronzes
26 Bronze Statuette
27 Bronze head
28 Head in stone, Zeus (?)
29 Zeus, Pelops and Œnomans from E. Pediment of Zeus Temple

(b) Hera Types.

*30 Terra-cotta head
*31 Colossal head from Statue in Hera Temple

(c) Bronze Types of Deities.

32 Plaque in four bands, lower one showing Artemis
33 Apollo, front and side
34 Two Goddesses (?)
35 Hercules and Bow
36 Sphinx
37 Head of Gorgon

(d) Sculptures from Zeus Temple.

38 Apollo and Centaur (W. Pediment)

Athena Metopes.

39 Hercules and Nemean Lion
40 Hercules cleansing Augeas' Stable
41 Hercules presenting Stymphalian Bird (Athena is a cast.)
42 Athena (original) receiving Stymphalian Bird (Louvre)

(e) Sculptures not from Zeus Temple.

*43 Head of Aphrodite
44 Nike (Victory by) Pæonius

Hermes. Praxiteles.

Types of Chief Deities of Olympia, but not found in Olympia

(a) Types of Cronus.

45 Bronze Statuette, Louvre

(b) Zeus Types.

*46 Two Bronze Figurines (Louvre)
47 Z. Ammon found in Herculaneum Naples Museum
*48 Zeus of Elis, from coin of Elis (Cy.)
49 Cumæan Zeus, large demi-statue, (Naples Museum)
50 Colossal Z. Bust (Louvre)
51 Z. Bust from Sicily (Cy.)
52 Z. Bust found at Ottricoli (Vatican)

(c) Hera (Juno) Types.

53 Bronzes, head in early style: seated figure in later style Louvre
*54 Heads of Hera on Coins of Samos
55 Ancient Statue of Hera found on the Island of Samos Louvre
*56 Head of Hera on Coins of Argos
*57 Ancient Head of Hera Villi Ludovisi (Cy.)
58 Marble Head of Hera, British Museum
*59 Hera, Bust, from Farnese Collection Naples Museum
*60 Juno Ludoviso, from cast in Fitzwilliam Museum, Cambridge, Eng.
61 Juno Barberini, found on Viminal Hill Vatican
62 Juno Sospita, from Palatine Hill Vatican
63 Juno (Hera) Statue in Portico of Masterpieces, Naples Museum

FOR PRICE LIST OF SLIDES SEE PAGE 127.

Phocis.

Chief Deities—Apollo, Artemis (Diana) and Leto

(*a*) *Crissi.*

64 "Sacred Plain"

(*b*) *Delphi* (*modern Castri*)

65 Entrance to Delphi
66 Cliffs of Delphi
67 Ancient Tomb
68 Wall of Apollo Temple
69 Bay Tree Sacred to Apollo
70 Branch of Bay Tree
71 Bath on the Pythia and Castalian Spring
72 Castalian Spring and Greek Women
73 Hill of Amphictyon Council
74 "Sacred Plain," from Amphictyon Hill

Types of Delphic Deities, but not Found at Delphi.

(*a*) *Apollo Types.*

75 Two Bronzes—left one found at Chiusi; right one probably a copy of Apollo of Miletus, by Canachus. British Museum
*76 Apollo with Plectrum—Found at Pompeii. Naples Museum
77 Apollo Statue found on Island of Thera, Athens
*78 Apollo Statue from Greece, Bœotia, British Museum
79 Apollo from Tenea. Cy
*80 Strangford Apollo. British Museum
81 So-called Apollo and Omphalos; probably an Athlete, found in Athens
82 Statue from Choisenl-Gouffier Collection; probably a Pugilist. British Museum
83 Apollo Citharœdus, found in Garden of Quirinal. Vatican
*84 Apollo Steinhauser, resembling Apollo Belvidere. Cy. Basle
85 Apollo Belvidere. Cy

For other Apollo Types see Olympia, Orchomenos, Ptoos, Thasos, Parmythia, Thessaly; also Plate (No. ——) giving Apollo with Plectrum and Lycian Apollo

(*b*) *Artemis* (*Diana*) *Types,*

86 Marble Statue of Artemis, found in the Island of Delos. Athens
87 Portion of Ancient Statue, probably Artemis, found in Frankobrysis Arcadia. Athens
88 Statue of Artemis Louvre
89 Artemis of Versailles, from Cast, Fitzwilliam Museum, in Cambridge, England
90 Diana Lucifera, or Light Bearer. Vatican
91 Small Statue of Artemis, probably Archaistic. Naples Museum

For types of Deities more allied in titles than in characters, see Olympia and types of "Asiatic Deities."

Island of Delos.

Deities—Apollo, Artemis (Diana) and Leto.

Sculptures Found in Delos.

92 Nike (Victory) probably by Archermos. Athens
93 Two Heads of Statues, the left one probably Zeus. Athens
94 Boreas and Oreithyia. Athens
95 Draped Figure. Athens

See "Types of Artemis."

North Bœotia.

(*a*) *Orchomenos.*

Deities—the Graces

Sculptures found at Orchomenos.

96 Grave—Stele—inscribed by Alxenor. When photographed the Inscription was covered Athens
*97 Head of a Goddess (?) Skouloudi. Col. Athens
98 Orchomenos Apollo

(*b*) *Mt. Ptoos.*

Deity—Apollo.

Sculptures found at Ptoos.

*99 Marble Head
*100 Apollo Statue. Athens
101 Apollo Statue. Resembles a Bronze Apollo in the Louvre. Athens
102 Bronze Figure of Apollo in the Louvre. Cy

South Bœotia.

(*a*) *Thebes.*

Legend of Œdipus.

103 Part of the Cadmea
104 Mt. Cithæron
105 Mt. Helicon
106 "The Divided Way" where Œdipus murdered King Laius
107 Fountain of the Purification of Œdipus

(*b*) *Tanagra Figurines.*

(1) In private collection of M. Skouloudi. Athens.

108 Two Figures, Phœnician Style
109 Two Figures, Crude Style
110 Two Figures, Advancing Style
111 Two Figures, Good Style
*112 Two Figures, Excellent Style
113*a* Two Figures. Perfect Style
114 Small Figurine and a part of a Bust of Aphrodite

(2) Tanagra Figurines in Pennsylvania Academy of Fine Arts.

115 Another View
116 Four Figurines

ASIATIC.

Asia Minor.

Deities—"Mother Goddesses," and "Diana of the Ephesians."

Sculptures Illustrating Deities.

1 Fragment of Relief showing Head of Astarte. Capitol Museum, Rome
2 Colossal Head of Cybele. Capitol Museum, Rome
3 Relief of Cybele-type. Louvre
*4 Cybele Enthroned. Louvre
*5 Xoanon of Diana, of the Ephesians. Cy
6 Diana of the Ephesians. Athens
7 Diana of the Ephesians. Naples Museum

Sculptures from Asia Minor.

8 Couchant Lion, found at Apollo Temple near Miletus. British Museum
*9 Sitting Statue from Sacred Way to Apollo Temple, near Miletus. British Museum
10 Relief from Harpy Tomb at Xanthus. Demeter and Persephone, Receiving Funeral Offerings
*11 Harpy Bearing in Her Arms a Child Form
*12 Harpy Bearing in Her Arms a Child Form, Similar to one Above

FOR PRICE LIST OF SLIDES SEE PAGE 127.

Corinth.

1 Acrocorinthus at Corinth
2 Herakles and Bow, Marble Relief. Carapanos Col. Athens

Sparta.

*3 Grave, Relief. Deities Receiving Offerings. Cast. Athens
*4 Grave, Relief. Cast. Similar to Above. Athens

Argos.

*5 Shield of Argos
*6 Head of Gorgon. Cast
*7 Figure Thought to be the Basis of "The Canon" of Polycleitus Argos. Cy
A Doryphorus in Naples is Thought to Preserve the Type of the Above Figure. Cy

Megara.

9 A Crude Figure, probably Apollo. Athens
10 Demeter (Ceres). Pennsylvania Academy of Fine Arts
11 Another View of the above Demeter Statue

Epidaurus.

12 Mounted Amazon. Athens
*13 Æsculapius Relief. Athens
*14 Athena, Small Marble Statue. Athens
*15 Aphrodite, Fine Marble Statue. Athens

Chinese Empire.

China.

1 Map of China
2 Map of telegraphic system of China

Tien-Tsin.

3 River and bund
4 House-boats
5 Ice-boats
6 United States Steamer "Palos"
7 Package of brick tea on the bund
8 Custom House
9 United States Consulate
10 American Board Mission residence
11 Street scene
12 Native wheelbarrow
13 Snake or Rain Temple
14 Graves on the Pei-Ho River

Peking.

15 City wall around Peking
16 City wall from Hata-mum
17 Caravan resting outside the wall
18 Scene along the top of the wall
19 View from the wall showing British Legation
20 View from the city wall at Chien-Mum
21 Gate scene, Chien-Mum
22 Bronze lions at Wan-Shon-Shan Gate
23 Chinese Astronomical Observatory
24 Celestial globe in the Observatory
25 Ancient astronomical instruments
26 Ancient astronomical instruments
27 Ancient astronomical instruments
28 Ancient astronomical instruments
29 Panorama from the Observatory
30 City and Examination Hall, from the Observatory
31 Examination Hall
32 Yung Wen Kuan, (Foreign University)
33 Entrance to Hanlin College

Forbidden City.

34 Marble bridge to the Forbidden City
35 Imperial Temple
36 Imperial Temple
37 Imperial Pavilion, Hall of Classics, Confucian Temple
38 Pagan Monastery
39 Pilo and Coal Hill

Temple Reflection of the Alter of Heaven.

40 Paved approach
41 Pilo and approach
42 Gods in the temple
43 Upper part of Legation Street
44 Legation Street showing French Legation
45 United States Legation
46 United States Legation, within the gates
47 United States Legation, drawing room
48 Japanese Legation
49 Pailow (commemorative arch), near the legation
50 Chinese residence
51 Group at Chinese Mission School
52 Group of Chinese
53 Chinese barber
54 House servants,
55 Carts and mules
56 Watering place for animals

Hata-mun.

57 Approach to Hata-mun
58 Hata-mun of the Tartar City
59 Street scene from Hata-mun
60 Street scene from Hata-mun

Ming Tombs.

61 Marble columns, approaching the tombs
62 Avenue to the tombs
63 Avenue to the tombs
64 Statue on the avenue
65 Avenue of animals
66 Avenue of stone figures
67 Famous arch
68 From the entrance gate
69 One of the buildings, tombs beyond
70 Hall and grounds
71 Pall of Pillars
72 Outside gate, litter and cart

Great Wall.

73 Great Wall looking northeast
74 Great Wall looking N. E. from highest point
75 Rataling Gate
76 In the Nan Kow Pass, below the Great wall
77 Group of camels in the Nan Kow Pass
78 Bridge Shado, near Great Wall
79 Hotel at Chang-Chia-Wan
80 Tombs near Peking
81 Front of temple, near Peking
82 Bridge at Wan-Shon-Shan, near Peking
83 Pailow, Kun Ming Hu, near Peking
84 Bridge in the pleasure grounds of Kun Ming Hu

Shanghai

85 Chinese god in temple on Bubbling Well Road
86 Portal of a temple
87 Passenger wheelbarrow

Hong Kong.

88 Panorama of Hong Kong and harbor
89 Harbor
90 S. S. "Amoy" at Hong Kong loaded with sheep from Shanghai
91 Public Gardens and Mt. Victoria
92 Kennedy Statue in the Public Gardens
93 Bank building
94 Mandarin, in official dress
95 Foot of a Chinese woman

Canton.

96 Canton house-boats
97 Junks, from East Bridge
98 Junks, from North Bridge
99 A god in Temple of Bubbling Well

FOR PRICE LIST OF SLIDES SEE PAGE 127.

100 A god in Temple of Bubbling Well
101 A Chinese soldier, Shamien
102 Houga, richest living Chinaman
103 Amoy, from the river
104 Mohom
105 Chinese Boys' Mission School
106 Palischias Bridge, scene of the combat in 1860
107 Grand Canal at Ping-Fong
108 Grand Canal and pagoda at Chenza
109 Pailows, near Nanzing
110 Pagoda in South China
111 A Chinese coasting steamer at sea
112 Junks in the Che-Foo Harbor
113 Reception room of a wealthy Chinaman
114 A woman of North China with fine dress and nail protectors
115 A woman of North China with fine dress and nail protectors
116 A Manchri woman in fine dress
117 A Manchri lady and Chinese woman
118 Chinese dancing girl, small feet, standing
119 Chinese dancing girl, small feet, front view
120 Chinese dancing girl, small feet, sitting
121 Barber carrying his outfit
122 Barber at work
123 Chinese servants, boy coolie and messenger
124 Chinese boy, house servant
125 Chinese policeman
126 A country village shop
127 Ancient bronze drums made by Lolos

Corea.

Seoul.

1 Walls
2 Gate to China
3 Fire Dog
4 Old palace, built 400 years ago
5 Main gate to the palace
6 Throne in the old palace
7 The King in procession
8 The King standing
9 The King's chair
10 Headquarters of Gen'l Ming
11 Elbow Fort, Hau river
12 Water Battery, Hau river
13 Eunuchs aboard the U. S. S. "Marion,"
14 Medicant priests
15 Corean official's mount
16 Corean Gun
17 Corean junk
18 Corean grave

Chemulpo.

19 Chemulpo
20 Panorama from the harbor
21 Harbor scene
22 Main Street
23 Kang-hoo
24 Fusan
25 Salt fields near Mokhoa
26 Corean temple at Corean village, near Fusan
27 A Corean village on the east coast
28 A Corean village on the east coast

Japan.

1 Map

Yokohama.

2 Panorama
3 Japanese Cruiser, "Maniwa"
4 U. S. S. "Dolphin"
5 British Cruiser "Leander"
6 British Armor-clad "Imperiense"
7 Fishing in Yokohama Bay
8 The creek
9 One hundred steps
10 Celebration of the constitution
11 Street decoration in holiday season
12 Jinrikisha
13 Tea House
14 European Recreation grounds
15 European Recreation grounds
16 Dwarf Trees
17 " "
18 " "
19 " "
20 " "
21 " "

Kamakura.

22 Great Bronze Statue of Buddha
23 Side view of Daibutsu
24 The Barren Stone
25 Shrine of Yoritomo
26 " "

Tokio.

27 River front
28 River bank
29 Gate of Nitan Mou
30 Bridge and gateway through second wall
31 Government Palace
32 Entrance to New Plaee
33 Bamboo Groves in Palace grounds
34 Office of Minister of War
35 Temple of Kameido
36 Entrance to the Temple of Rokio
37 Tomb of the Seventh Shogun
38 Well, where the forty-seven Ronins washed the head of their enemy
39 Graves of the forty-seven Ronins
40 Theatre of Shintonucho
41 Temple at Shiba, facade
42 Temple at Shiba, facade, side view
43 Temple at Shiba, entrance, close view
44 Temple at Shiba, shrine
45 Avenue of lanterns, Shiba
46 Botanic Gardens

Nikko.

47 Ieyasu Temple at the Great Gate
48 Tomb of Ieyasu
49 Koramon Gate, containing the Haiden
50 Temple of Yomei-mon
51 Temple of Yomei-mon
52 Buddhist Temple
53 Carved entrance to a temple
54 Sacred Stable.
55 The Hondea
56 The Koramon
57 On the road through the forest
58 Town of Hachishi
59 Dogashima, near Meanoshita

Kioto.

60 The Mikado's Palace
61 Castle of Ieyasu, occupied by the Shoguns
62 Tesaka Pagoda
63 Great Bronze Statue of Buddha
64 Great Bell at Daibutsu Temple
65 Asakusa Temple
66 Asakusa Temple, bronze images
67 The Yaami Hotel
68 Interior of a temple
69 Kudan (a lighthouse)
70 Shrine, at the tomb of General Teaiko
71 Kin Kakiji Garden
72 Gion Machi, street in Kioto

Nagasaki.

73 City and harbor
74 Panorama of the harbor
75 Harbor
76 Harbor, looking out from the city
77 Harbor, showing British Fleet
78 Shipping to New York from Japan
79 S. S. "City of Sydney" from Japan to California
80 S. S. "City of Sydney" under sail
81 Buddhist Temple
82 Buddhist Temple, near Nagasaki
83 Buddhist Marble Monument
84 Castle at Osaka
85 Pagoda at Osaka

Ikengani.

86 Tomb of Nichiren
87 Interior of a Buddhist Temple
88 Tea houses
89 Tombstones

Lake Hakone.

90 Mikado's Palace
91 Rock-cut Buddha
92 At Kiga
93 Ojigoku, great boiling springs

FOR PRICE LIST OF SLIDES SEE PAGE 127.

Fujiyama.

94 Fujiyama, from across Lake Hakone
95 Fujiyama, from Lake Hakone
96 Fujiyama, from Numagawa
97 Pilgrims to Fujiyama
98 Dogashima
99 Village of Atamie
100 View of Arima
101 View of Yumoto
102 Nabeshima Lighthouse, Inland Sea
103 Shores of the Inland Sea
104 Japanese junks, Odamava
105 Walls of the Famous Castle, Odamava
106 Rice Fields near Kobe
107 Shrine of the Shoes on the Tokaido
108 Bath at Takao Springs
109 Jinrikisha, front view
110 Jinrikisha, side view
111 Carvings in a Temple
112 God of the Wind
113 God of the Thunder
114 Japanese Devil

Manners and Customs.

115 Hara-Kiri
116 Salutation
117 Buddhist Priests
118 A Shinto Priest
119 An Aged Couple
120 A Lady of Rank
121 A Lady of Rank
122 Japanese Musmee Making her Toilet
123 Groupof Japanese Ladies
124 Group of JapaneseWomen
125 Girls at Dinner
126 Two Sleeping Girls
127 Girls Spinning
128 Women Spinning and Weaving Silk
129 A Party of Dancing Girls
130 Tea House Girls
131 Tea House, with Girls
132 GirlsWashing at Home
133 Children Carrying Babies
134 Native Female Orchestra
135 Gossiping
136 Geishia, Playing Samisen
137 A Family Traveling
138 Japanese Travelers
139 Blind Shampooer
140 Group of Natives
141 Men in Armor, Fencing
142 Japanese Wrestlers
143 Wrestlers
144 Post Runners
145 A Newspaper Boy
146 Native Bazaar
147 Wind Costume
148 Washing a Corpse for Burial
149 A Kitchen, Preparing a Meal
150 Tea Drinking
151 Letter Writing
152 Tokaido (on a road)
153 A Traveling Carriage
154 Kago (a traveling chair)
155 Kago (a traveling chair)
156 Kago (a traveling chair)
157 Wayside Resting Place
158 Japanese Pleasure Boat

ALASKA.

1 Custom House, Mary's Isle, Port of Entry
2 S. S. Mexico at Ft. Wrangle Dock
3 Ft. Wrangle Wharf and Mission Bldgs
4 Indian Street, Ft. Wrangle
5 Ft. Wrangle, Court House, Judge Truett, Whale Totem
6 Ft. Wrangle, Whale Totem
7 Totem Poles and squaws in front of Chief's House Ft. Wrangle
8 Wolf Totem at Ft. Wrangle in front of Chief's House
9 Ft. Wrangle, Chief's House and Totem
10 Indian Home Ft. Wrangle
11 Chief's House, Bear and Whale Totem Ft. Wrangle
12 Totem Pole, Indian Village Ft. Wrangle
13 Chief Chew-tacks' Grave, Ft. Wrangle
14 Juneau City from Gastineau Channel
15 Juneau City, Main Street
16 Juneau City, Old Log Church
17 Juneau City, New Mission Church
18 Juneau City, New Indian Village
19 Juneau City, Indian Village
20 Juneau City, Indian Village
21 Juneau City, Indian Homes and Miner
22 Juneau City, Group of Young Bucks
23 Juneau City, Curio Stone, Indian Home
24 Juneau City, Squaws with blackened faces
25 Juneau City, Chief Cowee's House
26 Juneau City, Indian Canoes, new one not completed
27 Juneau City, Indian Village and Graves on Hill
28 Juneau City, Burial Houses
29 Juneau City, Indian Burial Houses
30 Juneau City, Indian Burial Houses
31 Douglas Island, Treadwell Mine, Squaws trading
32 Gastineau Channel, Juneau City in distance
33 Gastineau Channel from Douglas Island
34 Sitka, Archipelago from Baronoff Castle, S. S. Mexico and Mt. Edgecomb
35 Sitkan Archipelago from Caronoff Castle
36 Sitka, Bay and Indian Canoe
37 Sitka, Lincoln St. Greek Church
38 Sitka, Interior Greek Church
39 Sitka, Interior Greek Church
40 Sitka, Silver Doors to Sanctuary Greek Church
41 Sitka, Madonna Embossed with Gold, Greek Church
42 Sitka, Old Block House
43 Sitka, Old Russian Block House
44 Sitka, Old Russian Block House and Greek Cemetery
45 Sitka, Greek Cemetery, Greek Church in distance
46 Sitka, Interior Indian Home
47 Sitka, Mission Schools
48 Sitka, View of Bay and Mission Bldg.
49 Sitka, Mission Schools
50 Sitka, Mission Bldgs.
51 Sitka, Mission Museum Bldg.
52 Sitka, Indian River Bridge
53 Glacier Bay and Floating Ice
54 Face of Muir Glacier
55 Face of Muir Glacier and Tourists
56 Muir Glacier in distance and Floating Ice
57 Face of Muir Glacier Tourists landing from boat
58 Muir Glacier, Crevasses on Face
59 S. S. Mexido in Ice before Muir Glacier
60 Midnight Sun, Glacier Bay
61 Davidson Glacier from Sea, 3-mile face
62 Davidson Glacier Morain before Glacier
63 Entrance to Paradise Bay

FOR PRICE LIST OF SLIDES SEE PAGE 127.

64 Mt. Emma, Paradise Bay
65 Peaks of Baronoff Castle
66 Sunrise, Pyramid Harbor
67 Kasa-An Village from Ocean
8 Kasa-An Village, Chief's House
69 Kasa-An Village
70 Kasa-An Village, Along Shore
71 Kasa-An Village, Doorway Totem
72 Kasa-An Village, Shore View and Tourists
73 Kasa-An Village, Canoe and Ship
74 Kling Kuan Village
75 Kling Kuan Village
76 Kling Kuan Village, Medicine Man in foreground
77 Kling Kuan Village
78 Kling Kuan Village, Graves and Totems
79 Kling Kuan Village, Indian Grave
80 Band Stand and Salmon Cannery, New Metla Kahtla
81 New Metla Kahtla, View of Street, Mr. Duncan's residence, and School and Church Bldgs.
82 New Metla Kahtla, Native Store
83 New Metla Kahtla, Main St., Mr. Duncan's residence Native Store and Bay
84 New Metla Kahtla, Mission Bldgs.
85 New Metla Kahtla, Group Scholars, Girls' Department
86 New Metla Kahtla, Mr. Duncan's Church
87 Russian Greek Church, Killisnoo
88 Christiana Falls
89 S. S. Queen, Approaching
90 Group of Officers on S. S. Ancon
91 Portion of Juneau City from Deck
92 Muir Glacier, Sea Face and Floating Ice
93 Face of Muir Glacier, Subglacial River
94 Muir Glacier, Sea Face
95 Tourists and Indian Homes at Loring
96 Loring Station
97 Group Cannery Hands at Loring
98 On the Beach at Loring
99 M. V. Currie and Son Hoge, Missionary
100 Alaska Fishing Station

Alaska—Haynes List.

1 Entrance to Wrangel Narrows
2 Frederick's Sound
3 Steamer Landing, Fort Wrangel
4 The Whale, Fort Wrangel
5 Totem Poles (The Bear) Fort Wrangel
6 Totem Poles, Ft. Wrangel
7 Totem Pole, Ft. Wrangel
8 First Iceberg, Taku Inlet
9 Davidson Glacier, Taku Inlet
10 Davidson Glacier, Taku Inlet
11 Davidson Glacier, Taku Inlet
12 Taku Glacier
13 Taku Glacier
14 Taku Glacier
15 Taku Glacier
16 Taku Glacier
17 Tredwell Mine, Douglas Island
18 From Deck of Steamer at Tredwell Mine
19 Juneau, Alaska
20 Juneau, Alaska, from Deck of Steamer
21 Auk Glacier, from the Steamer
22 Pattison Glacier, from the Steamer
23 Chilkoot Range
24 Chilkaht Range
25 Chilkaht Peaks
26 Pyramid Bay. Chilkaht Inlet
27 Chilkaht, Alaska
28 Steamer "Queen" in Ice, Glacier Bay
29 Steamer "Queen" approaching Muir Glacier
30 Steamer "Queen" at Muir Glacier
31 Face of Muir Glacier, from Steamer
32 Face of Muir Glacier, from Steamer
33 Face of Muir Glacier, from Steamer
34 Face of Muir Glacier, from Steamer
35 Face of Muir Glacier, from Morain
36 Face of Muir Glacier, from Morain
37 Face of Muir Glacier, from Morain
38 Face of Muir Glacier, from the top
39 Crevasse in Muir Glacier
40 Crevasse in Muir Glacier
41 Top of the Muir Glacier
42 Ice Peaks on Muir Glacier
43 Tourists on Muir Glacier
44 Glacier Bay, from Muir Glacier
45 Muir Glacier and Bay
46 Muir Glacier and Bay
47 Muir Glacier and Bay
48 Muir Glacier and Bay
49 Glacier Bay
50 Glacier Bay
51 Glacier Bay
52 Glacier Bay
53 Glacier Bay
54 Glacier Bay
55 Sitka, Alaska, from the Steamer
56 Sitka Harbor, from the Steamer
57 Indian Avenue, Sitka
58 Baranoff Castle, Sitka.
59 Greek Church and Trading Store, Sitka.
60 Ocean View from Sitka

BRITISH COLUMBIA.

Vancouver.

1 Pacific Terminus of Canadian P. R. R.
2 Victoria Harbor
3 Victoria Harbor from top of Government Building
4 H. M. S. The Triumph, Esquimault Harbor
5 Dry Docks, Esquimault

Selkirk Mountains.

6 The Glaciers from the Snowfield
7 Foot of the Glaciers
8 The Glaciers from Glacier Station
9 Face of Glaciers and Sir Donald (close view)
10 Face of Glaciers and Sir Donald
11 Sir Donald and the Glaciers, from Glacier Station
12 Sir Donald from Glacier Hotel (close view)
13 Sir Donald from Glacier Hotel
14 A Crevasse in the Glaciers
15 Glaciers and the Illecellewaet
16 Mount Carrol and Mount Hermit Range from Glacier Station
17 Mount Carrol and Mount Hermit from near Glacier Station
18 Small Glacier from the Loop
19 Syndicate Peak
20 Among the Selkirks
21 Among the Selkirks
22 Among the Selkirks
23 The Selkirks at Ross Peak Siding
24 In the Forest
25 After the Avalanche
26 The Effects of an Avalanche
27 Mount Stevens from field
28 Rocky Mountains from Donald
29 Canada Pacific R. R. at Ross Peak Siding
30 Dining Car Holyrood, C. P. R. R.

FOR PRICE LIST OF SLIDES SEE PAGE 127.

WEST INDIES—CUBA.

Havana.

1 General View from Casa Blanca
2 General View from Casa Blanca
3 General View from Casa Blanca
4 General View from Casa Blanca
5 Panorama, close view
6 Residence of the Captain General
7 A Street Market
8 The Prada
9 The Avenue of Royal Palms on the Road to Vento
10 Cuban Architecture, Colonnade Style
11 The Calzada de la Reina
12 Cuban Mode of Transportation
13 Fruit and Poultry Sellers
14 Cabanas Castle
15 Palace of the Captain General, Plaza de Armas
16 Cuban Family in the Suburbs
17 The Harbor
18 The Harbor
19 Cabanas Castle
20 Colone Market
21 Tacon Market
22 The Park, Showing Statue Isabella II.
23 Fountain and Statue of Neptune
24 The Bull Ring
25 On the Quay
26 Harbor View from the Punta
27 Team of Oxen
28 General View of the Cemetery
29 General View of the Park
30 Native Boats, with City in the Distance
31 Ox Cart and Donkeys with Panniers
32 Milking Cow in the Street, Early Morning
33 The Indian Statue
34 Early Morning at the Tacon Market
35 A Street View
36 The Cathedral
37 The Temple Colone
38 A Volante
39 Reina Mercedes Hospital
40 The Castle
41 The Tacon Prison
42 Panorama from the Casino
43 Tropical Foliage in the Park
44 Prada, from the Indian Statue
45 Palace of the Governor-General
46 Ascosta Street, Showing Old Arch
47 Hotel Telegrafo
48 The Louvre
49 Native Boat with Sail Set
50 Street Leading to the Quay
51 Street View in the Suburbs
52 Bathing Horses at the Punta
53 Tropical Scenery at Vento
54 Slave Quarters on the Toledo Estate
55 Liquor Distillery on the Toledo Estate
56 Slaves at work on the Toledo Estate

Matanzas.

57 The Palace and Plaza
58 On the Road to the Caves of Bellamar
59 Entrance to the Caves of Bellamar
60 Santiago Harbor

DORE BIBLE ILLUSTRATIONS.

The following Scenes are of the choicest description, strictly first-class, beautifully colored, three inches in diameter and securely mounted in wooden frames, four by seven inches. All first-class Colored Slides MUST BE sealed with Balsam and permanently framed. They are perfectly transparent. *Per Slide, $1.50 each; Plain, 50 cents each.*

BIBLE ILLUSTRATIONS.

BY PAUL GUSTAVE DORE, a French Artist, born at Strasburg, 1832, The following Illustrations were published in 1866:

Old Testament.

1 God Creates Light. Gen. i, 3
2 Formation of Eve, Gen. ii, 21
3 Expulsion of Adam and Eve from Paradise. Gen. iii, 23
4 Cain and Abel Offering their Sacrifices. Gen. iv, 3
5 The First Murder. Gen. iv, 8
6 The Deluge. Gen. vii, 10
7 Scene During the Deluge. Gen. vii, 10
8 Noah Sends Out the Dove. Gen. viii, 8
9 The Curse of Ham. Gen. ix, 24
10 The Tower of Babel. Gen. xi, 4
11 Abraham's Journey to Canaan. Gen. xii, 5
12 Abraham Visited by Three Angels. Gen. xviii, 1
13 The Flight of Lot. Gen. xix, 23
14 Abraham Sends Hagar Away. Gen. xxi, 14
15 Hagar and Ishmael in the Wilderness. Gen. xxi, 15
16 Abraham and Isaac Preparing for the Sacrifice. Gen. xxii, 6
17 Abraham Buries Sarah. Gen. xxiii, 19
18 Rebecca and Eleazer at the Well. Gen. xxiv, 15
19 Isaac's Reception of Rebecca. Gen. xxiv, 64
20 Isaac Blesses Jacob. Gen. xxvi, 27
21 Jacob's Dream. Gen, xxviii, 11
22 Jacob in the House of Laban. Gen. xxix, 20
23 Jacob's Prayer. Gen. xxxii, 9
24 Jacob Wrestling with the Angel. Gen. xxxii, 23
25 Reconciliation of Jacob and Esau. Gen. xxxiii, 4
26 Joseph Sold by His Brothers. Gen. xxxvii, 25
27 Joseph Interprets Pharaoh's Dream. Gen. xli, 14
28 Joseph Makes Himself Known to His Brothers. Gen. xlv, 1
29 Jacob Travels to Egypt Gen. xlvi, 1
30 Moses Exposed on the Nile. Exod. ii, 3
31 Moses Saved by Pharaoh's Daughter. Exod. ii, 5
32 Moses Before Pharaoh. Exod. vii, 10
33 The Plague of Pestilence. Exod. ix, 6
34 The Plague of Darkness. Exod. x, 22
35 Death of the First-Born of Egypt. Exod. xii, 29
36 Pharaoh Entreats Moses to leave Egypt. Exod. xii, 31
37 Pharaoh's Army Drowned in the Red Sea. Exod. xiv, 21
38 The Law Proclaimed on Mount Sinai. Exod. xix, 16
39 Moses Descends from Mount Sinai. Exod. xix, 25
40 Punishment of Korah, Nathan and Abiram. Num. xvi, 16
41 Moses Strikes the Rock Num. xx, 11
42 The People Plagued by Fiery Serpents. Num. xxi, 6
43 Balaam Stopped by an Angel. Num. xxii, 24

FOR PRICE LIST OF SLIDES SEE PAGE 127.

44 The Hebrews Crossing the Jordan. Jos. iii, 14
45 Destruction of the Walls of Jericho. Jos vi, 6
46 Joshua Spares Rahab. Jos. vi, 25
47 The Stoning of Achan. Jos. vii, 24
48 Destruction of the Village of Ai by the flames. Jos. viii, 18
49 The Amorites Destroyed by a Shower of Stones. Jos. x, 11
50 Joshua Commands the Sun to Stand Still. Jos. x, 12
51 An Angel Appears to Joshua's Army. Judges ii, 1
52 Jael and Sisera. Judges vi, 21
53 Deborah's Song. Judges v, 1
54 Gideon Chooses His Band. Judges vii, 5
55 Gideon Frightens the Army of Midian. Judges vii, 15
56 Death of Jerubbaal's Son. Judges ix, 4
57 Abimelech, Judges ix. 52
58 Jephthah's Daughter Meeting Her Father. Judges xi, 34
59 Jephthah's Daughter and Her Companions. Judges xi, 38
60 Samson Conquering the Lion. Judges xiv, 5
61 Samson Killing the Philistines with the Jaw-Bone of an Ass. Judges xv, 15
62 Samson Carrying off the Gates of Gaza. Judges xvi, 3
63 Samson and Delilah. Judges xvi, 17
64 Death of Samson. Judges xvi, 25
65 The Outrage at Gibeah. Judges xix, 27
66 The Levite of Ephraim Takes Away the Corpse of His Wife. Judges xix, 28
67 The Benjamites Abduct the Daughters of Shiloh. Judges xxi, 19
68 Naomi and Her Daughters-in-Law. Ruth i, 14
69 Boaz and Ruth. Ruth ii, 5
70 Return of the Ark of God. I Sam. vi, 13
71 Samuel Causes Agag to be Put to Death. I Sam. xv, 32
72 Saul Casting His Javelin at David. I Sam. xviii, 11
73 David's Escape. I Sam. xix, 12
74 David Shows Saul that He has Spared Him. I Sam. xxiv, 11
75 Saul and the Witch of Endor. I Sam, xxviii, 14
76 Death of Saul. I Sam. xxxi
77 The Inhabitants of Jabesh-Gilead gather the Corpses of Saul and His Sons. I Sam. xxxi, 11
78 Combat of the Champions of Ishbosheth and David. II Sam. ii, 16
79 David sends his Chariots armed with Scythes against the Ammonites. II Sam. xx, 18
80 Death of Absalom. II Sam. xviii, 14
81 David mourns Absalom II Sam. xviii, 33
82 Rizpah protects the Corpses of her Children. II Sam. xxi, 10
83 Abishai saves David's Life. II Sam. xx, 15
84 Solomon's Judgment. I Kings iii, 16
85 Cedars of Lebanon Intended for the Building of the Temple. I Kings v, 2
86 Solomon's Reception of the Queen of Sheba. I Kings x, 1
87 Solomon. I Kings iv, 32
88 The Prophet of Bethel. I Kings xiii, 11
89 Elijah Revives the Sons of the Widow of Zarephath. I Kings xvii, 17
90 Elijah Causes the Priests of Baal to Perish. I Kings xviii, 40
91 Elijah Comforted by an Angel. I Kings xix, 5
92 Ahab Kills One Hundred Thousand Syrians I Kings xx, 29
93 Death of Ahab. I Kings xxii, 34
94 Jehosaphat Sees the Destruction of the Host of Ammon and Moab. II Kings xx, 44
95 ElijahCauses Thunderbolts to Fall on the Envoys of Ochozias. II Kings i, 9
96 Elijah in the Fiery Chariot. II Kings ii, 14
97 The Famine in Samaria II Kings vi, 24
98 Death of Jezebel. II Kings ix, 30
99 The Followers of Jehu Find the Head and Extremities of Jezebel. II Kings ix, 34
100 Death of Athalia. II Kings xi, 16
101 Strangers Devoured by Lions in Samaria. II Kings xvii, 25
102 An Angel Destroys the Host of Sennacherib. II Kings xix, 35
103 Nebuchadnezzar Has the Sons of Zedekiah Killed Before Their Father. II Kings xxv, 7
104 Cyrus Returns the Vessels to the Temple of Jerusalem. Ezra i, 7
105 Reconstruction of the Temple. Ezra iii, 1
106 Artaxerxes Liberates the Israelites. Ezra vii, 11
107 Ezra at Prayer. Ezra ix, 5
108 Nehemiah and His Followers at the Gates of Jerusalem. Nehem. ii, 11
109 Ezra Shows the Tablets of the Law. Nehem. viii, 1
110 Tobias and the Angel. Tob. vi, 11
111 The Family of Tobias See the Angel Raphael Disappear. Tob. xii, 17
112 Judith and Holofernes. Judith xiii, 8
113 Judith Shows the Head of Holofernes. Judith xiii, 19
114 Queen Vashti Refuses to Obey the Orders of Ahasuerus. Esther i, 10
115 Triumph of Mordecai. Esther vi, 11
116 Esther in a Swoon. Esther iv, 4
117 Esther Confounds Haman. Esther vii, 1
118 Job Learning His Ruin. Job i, 13
119 Job on His Dunghill. Job ii, 8
120 Feast of Belshazzar. Dan. v, 1
121 Isaiah
122 Isaiah Sees Babylon Destroyed in a Dream Isaiah xiii, 1
123 The Vision of Isaiah (Destruction of Leviathan). Isaiah xxii, 1
124 Jeremiah Dictates His Prophecies to Baruch Jerem. xxxvi, 4
125 Jerusalem's Mourning After the Destruction Jerem. xxxix, 8
126 Baruch
127 Ezekiel Prophesying. Ezekiel xxi, 1
128 Vision of Ezekiel. Ezekiel xxxvi, 1
129 Daniel
130 The Three Youths in the Fiery Furnace. Dan, iii, 24
131 Daniel in the Lion's Den. Dan. vi, 16
132 The Vision of Daniel. Dan. vii, 1
133 Susannah in the Bath. Dan. xiii, 15
134 Justification of Susannah. Dan. xiii, 60
135 Daniel Confounds the Priests of Baal. Dan. xiv, 2
136 Amos
137 Jonah Ejected by the Whale. Jon. ii, 10
138 Jonah Exhorts the Ninevites to Repent. Jon. iii, 4

FOR PRICE LIST OF SLIDES SEE PAGE 127.

139 Micah Exhorts Israel to Repent. Micah i, 1
140 Vision of Zechariah. Zech. vi, 1
141 Heliodorus Driven from the Temple. II Macc. iii, 24
142 The Inhabitants of Jerusalem see Armies Appear in the Sky. II Macc. v, 39
143 Martyrdom of Old Eleazar. II Macc. vi, 18
144 The Mother of Maccabees. II Macc. xii, 21
145 Mattathias Kills the Profane. I Macc. ii, 25
146 Mattathias Calls the Refugee Jews to Arms. I Macc. ii, 39
147 Judas Maccabeus Pursues Timothy. I Macc v, 42
148 Fall of Antioch. II Macc. ix, 7
149 The Angel of the Maccabees. II Macc. xi, 8
150 Death of Eleazer, the Maccabee. I Macc. vi, 43
151 Judas Maccabeus Before Nicanor's Army. II Macc. xv, 20
152 Jonathas Destroys the Temple of Dagon. I Macc. x. 84

New Testament.

153 The Annunciation. Luke i, 28
154 The Birth of Christ. Luke ii, 6
155 The Magi (Wise Men of the East) Guided by a Star. Matt. ii, 1
156 The Flight into Egypt. Matt. ii, 14
157 The Slaughter of the Innocents. Matt. ii,16
158 Jesus Among the Learned Men. Luke ii, 46
159 St. John the Baptist preaching in the Wilderness, Matt. iii. 1
160 The Baptism of Christ. Matt. iii, 16
161 Christ Tempted by the Devil. Matt. iv, 8
162 The Wedding at Cana. John ii, 1
163 Christ and the Samaritan Woman, John iv, 6
164 Christ in the Synagogue. Luke iv, 16
165 Christ Preaching on the Sea of Galilee. Luke v, 1
166 The Miraculous Draught of Fishes, Luke v, 4
167 Christ Preaching before the Multitude, Matt. iv, 25
168 Christ Healing the Sick, Matt. iv, 23
169 The Sermon on the Mount, Matt. v, 1
170 Christ Stilling the Storm. Matt. iv, 37
171 Mary Magdalene Repenting. Luke vii, 50
172 Resurrection of the Daughter of Jairus. Luke viii, 54
173 Christ Healing the Mute possessed by a Devil, Matt. ix, 32
174 The Apostles collecting ears of Grain on the Sabbath. Matt. xii, 1
175 Christ Walking on the Water. Matt. xiv, 25
176 The Miracle of the Loaves. Matt. xv, 32
177 The Transfiguration. Matt, xvii, 1
178 The Healing of the Lunatic, Matt. xvii, 18
179 The Good Samaritan. Luke x, 33
180 Arrival of the Good Samaritan at the Inn. Luke x, 34
181 Christ with Martha and Mary. Luke x, 38
182 The Return of the Prodigal Son. Luke xv, 20
183 The Prodigal Son embraces his Father. Luke xv, 20
184 Lazarus and the Rich Man
185 Christ and the Adulteress. John viii, 3
186 The Pharisee and the Publican, Luke xviii, 10
187 Christ and the Little Children. Mark x, 13
188 Resurrection of Lazarus. John xi, 34
189 Christ entering Jerusalem, Matt. xxi, 6
190 Christ clearing the Temple. Mark xi, 15
191 The Tribute Money. Matt. xxii, 16
192 The Poor Widow's two mites. Mark xii, 41
193 The Last Supper. Matt. xxiv, 20
194 The Prayer in the Garden of Gethsemane. Matt. xxvi, 39
195 Christ on the Mount of Olives. Luke xxii, 41
196 The Kiss of Judas, Matt. xxvi, 49
197 Peter denies Christ. Matt, xxvi, 69
198 The Flagellation. John xix, 2
199 Christ Crowned with Thorns. John xix, 2
200 Christ Insulted. Matt. xxvii, 30
201 Christ Presented to the People. John xix, 15
202 Christ Overburdened by the Cross. Luke xxiii, 26
203 Christ arriving on the summit of Mount Calvary. John xix, 17
204 The Crucifixion. John xix, 18
205 Erection of the Cross. John xix, 18
206 Death of Christ. Matt, xxvii, 50
207 The Obscuration after the death of Christ. Luke xxiii, 45
208 The descent from the Cross. John xix, 38
209 The body of Christ after the descent. John xix, 40
210 The body of Christ laid in the Tomb. John xix, 41
211 The Angel appearing to the Marys. Mark xvi, 5
212 Christ and the Disciples at Emmaus. Luke xxiv, 13
213 The Ascension. Mark xvi, 19
214 The Pentecost, Acts ii, 1
215 The Apostles preaching the Gospel. Acts ii, 4
216 Peter and John healing the Lame Man. Acts iii, 1
217 Martyrdom of Saint Stephen. Acts vii, 57
218 Paul on the way to Damascus. Acts ix, 3
219 Paul in the house of Cornelia. Acts x, 24
220 Deliverance of Paul, Acts ix, 9
221 Paul in the Synagogue of Thessalonica. Acts xvii, 2
222 Paul at Ephesus. Acts xix, 19
223 Paul threatened by the Jews in Jerusalem. Acts xxi, 27
224 Paul landing at Malta. Acts xxvii, 39
225 John at Patmos. Apoc, v. 9
226 Death on the pale horse, Apoc. vi, 8
227 The virgin crowned with stars. Apoc. xii, 1
228 Babylon in ruins. Apoc, xviii, 1
229 The last Judgment. Apoc. xx, 11
230 The Angel shows Jerusalem to John. Apoc. xxi, 9

Niagara in Winter.

1 Ice statue on Luna Island, Niagara
2 Snow-wreathed evergreens in the grove above Horse-shoe Falls, Canada side, Niagara
3 American Falls and Ice Mounds, from Canada side
4 Ice-encrusted trees on Luna Island, Niagara
5 Icicles under the bank —Clifton House in the distance
6 Frozen spray encrusting trees on Luna Island, Niagara
7 Frozen spray encrusting trees on Luna Island, Niagara
8 A snow effect on Luna Island

FOR PRICE LIST OF SLIDES SEE PAGE 127.

9 A snow effect in the grove above Horseshoe Falls
10 Tracery of Winter on Luna Island, Niagara
11 Icicles under the bank and portion of American Fall
12 Frozen spray encrusting trees on Luna Island, Niagara
13 Frozen spray in the grove above Horseshoe Falls, Niagara
14 The snow arch on Luna Island, Niagara
15 Below the American Falls, Niagara
16 Frozen spray encrusting trees on Luna Island, Niagara
17 Tracery of Winter on Luna Island, Niagara
18 The American Fall seen through the snow arch, Niagara
19 Ice lodged on the rocks near Goat Island, Niagara
20 Snow,wreathed evergreens in the grove above Horseshoe Falls, Niagara
21 General View of American Falls, with mounds of snow and ice, Niagara
22 The Horseshoe Fall from the Custom House, Niagara
23 The American Fall from the Ferry, Niagara
24 Terrapin Tower and Horseshoe Fall, Niagara
25 The American Fall from the Hog's Back, Goat Island
26 The Horseshoe Fall, Niagara
27 Horseshoe Fall from Canada side, Niagara —Instantaneous
28 Below the American Fall, Niagara
29 Terrapin Tower and Horseshoe Fall, Niagara
30 The Horseshoe Fall from Clifton House Niagara
31 The Horseshoe Fall from Clifton House, Niagara
32 The Horseshoe Fall from the river, Niagara
33 General View of the Falls from Point View
34 General View of the American Falls from Hog's back
35 Terrapin Tower and Horseshoe Fall, Niagara
36 Terrapin Tower and Horseshoe Fall, Niagara
37 Terrapin Tower and Rainbow, Niagara
38 Terrapin Tower and Horseshoe Fall from Goat Island
39 Terrapin from Goat Island, Niagara
40 View of the Rapids looking toward the Three Sisters
41 The Rapids, Niagara—Instantaneous
42 Luna Island Bridge after a snow storm, Niagara
43 The Rapids and Bridge to Goat Island, Niagara
44 Bridge from the First to second Sister Islands, Niagara
45 Suspension Bridge from American side, Niagara
46 The new Suspension bridge from American side, Niagara
47 General View of the Falls from Victoria Point, Niagara
48 Perspective of Suspension Bridge Carriage Way, Niagara
49 The Suspension Bridge and Falls from Monteagle House, Niagara
50 Snow and Sunshine on Luna Island Bridge, Niagara
51 Suspension Bridge Carriage Way, Niagara
52 The New Suspension Bridge, Niagara
53 General View of the Falls from Point View, Niagara—Summer

REPRODUCTIONS.

1 First Singing of the Marsellaise
2 Lady Washington's Reception
3 Marie Antoinette
4 Marriage of Pocahontas
5 Death of Robespierre
6 Descent from the Cross (Rubens)
7 Crucifixion (Rubens)
8 Lady Godiva
9 Doorway of an Egyptian House (Jerome)
10 Jerusalem in her Grandeur
11 Jerusalem in her Fall
12 Pass of Suk Wada Barada
13 Church of Holy Sepulcher
14 Massacre of St. Bartholomew
15 Entrance to Holy Sepulcher
16 The Good Story
17 A Grecian Lady at Home
18 Luxembourg Gardens during the Reign of the Directory
19 Watt's Eirst Experiment with Steam
20 Shakespeare and Contemporaries
21 Ruben's Last Judgment
22 Assurbanipal Hunting, bas-relief
23 War Booty
24 Thaw in the Ukraine
25 Trial by Weight
26 After the Fight
27 Un Hangar
28 L'Eminence Grise
29 Cambyses at Pelusium
30 Return from Market
31 Satyr and Nymphs
32 The Smoker's Rebellion
33 Return to the Convent
34 Pompeiian Dance
35 Before the Alcalde (Spanish)
36 Schisms
37 Appian Way in Time of Augustus
38 Breaking Up the party
39 Le Hero de la Fete
40 La Sainte Collation
41 Adjournment of the Grand Council, Venice
42 The Convent in Arms
43 Spanish Café
44 Abduction of Amymone
45 Massacre of the Mamelukes
46 Dancing Girls of Gades
47 Calling the Roll After Pillage
48 Carrying Water in a Sieve
49 The Old Hotel de Ville, Granada
50 Phryne Before the Tribunal
51 The Baggage of Croquemitaine
52 Between Friends
53 Charity
54 An Arabian Tribunal
55 The Flower Market, Paris
56 Interior of Santa Maria, Rome
57 The Procession of the Bull Apis
58 The Dance
59 Dance of the Almeh
60 The Presentation of the Singer
61 Charge of the Ninth Cuirassiers
62 The Cardinal's Reception
63 After the Bath
64 For Sale
65 The Education of a Prince
66 First Meeting of Mary Stuart and Rizzio
67 Reception of the Great Conde by Louis XIV.
68 The Sword Dance at a Pacha's
69 The Rival Confessors
70 The Last of the Girondists
71 The Reception of an Ambassador

FOR PRICE LIST OF SLIDES SEE PAGE 127.

72 Voltaire's Last Visit to Paris
73 Christ Rejected
74 Roll Call, Crimea
75 Meissonier's, 1807
76 A Slave Market in Cairo
77 Selecting a Slave, Cairo
78 Pastime in Ancient Egypt
79 An Affair of Honor
80 Pharaoh's Bearers of Bad Tidings
81 Building the Pyramids
82 The Master of the Hounds, Cairo (Gerome)
83 Cleopatra before Cæsar
84 A Nubian Slave (Gerome)
85 A Muezzin, Cairo (Gerome)
86 John Brown on his Way to Execution
87 Derby Day Firth
88 Parting of Hector and Andromache
89 Franklin at the Court of France
90 Napoleon at the Battle of the Pyramids
91 Col. Taylor at the Battle of Okeechobee
92 Death of Warren, Bunker Hill
93 Moll Pitcher
94 Death of Montgomery, Quebec
95 Council of War. "I propose to fight it out on this line if it takes all summer
96 Death of Gen. Wolfe
97 Quatre Bras, 1815
98 Balaclava, 1854, the Return
99 In the Row, Hyde Park
100 Prayer Procession for Rain in Germany
101 Andromeda Released by Perseus (Rubens)
102 Death of Queen Elizabeth (Delaroche)
103 The Return (H Mosler)
104 After the Duel (Sicard)
105 The Holy Family (Murillo), Louvre
106 The Consoling Virgin (Bougereau)
107 Joan of Arc
108 The Dissection (Rembrandt)
109 Sons of Edward (Delaroche) Louvre
110 Anthony's Oration over Cæsar (J. D. Court)
111 Chaste Susan (Henner)
112 Psyche Enraptured (Curzon) Luxembourg
113 Famine, Folly and Crime, Musee Wirtz
114 Madame Lebrun and Child
115 Return of the Prodigal Son (Greuze)
116 Excommunication of Robert the Pious (J. P. Laurens)
117 After the massacre of St. Bartholomew
118 The Night Before Christmas
119 Landing of the French Army in Africa, June 14th, 1830
120 Battle of Navarin, October 20th, 1827
121 Surprise of Constantine, October 13th, 1834
122 Battle of Fontenoy, May 11th, 1745
123 Palace Royal, Paris, July 30th, 1830
124 Old State House, Philadelphia, erected 1735
125 Independence Hall in Philadelphia in 1776
126 A Beautiful Masquerader
127 Good Cheer
128 The Fair Penitent
129 The Grandmother
130 " Fair Ruth
131 " Circe, by Chalon
132 " Reconnoitering
133 Longfellow in his Study
134 Rubens and his Model
135 The Village Wedding
136 " Golden "
137 Russian Wedding Feast
138 The Bull (Paul Potter)
139 " Last Cartridge
140 " Night Before Christmas
141 The Dromios
142 Reverie (Tillies)
143 Cupid and the Butterfly (Bourgereau)
144 Gallo Roman Bath (Hierle)
145 The Laughter (Joseph Cooman
146 Brother and Sister (Bougereau)
147 The Toiler (F Dufaux)
148 Chilly (Alphonse Dumas)
149 A Cythere (Lionel Royer)
150 The Bather (Ed. Mitchell Lancon)
151 A Dreamer (L. Hodebert)
152 Hung on a Nail (L. Deschamps)
153 The Bather (Bougereau)
154 The Awakening
155 The Soldier's Dream (Detaille)

NAPOLEON SERIES.

1 Birthplace of Napoleon, Island of Corsica
2 Birthplace of Josephine, Island of Martinique
3 Napoleon at Toulon
4 Battle of Arcola
5 Napoleon at the Bridge at Arcola
6 Reign of Terror in Paris
7 Battle of Roveredo
8 Meeting of the Emperors of France and Russia
9 Battle of Aboukir
10 Passage of the Great St. Bernard
11 Battle of Austerlitz
12 Battle of Jena
13 Entree of the French into Venice
14 Battle of Trafalgar; death of Admiral Lord Nelson
15 Napoleon Returning from Russia
16 Coronation of Napoleon as Emperor
17 Napoleon's Army Retreating from Russia
18 Napoleon Signing his Abdication
19 Napoleon Announcing his Divorce to Josephine
20 Napoleon's Farewell at Fontainbleau
21 Napoleon's Return from the Island of Elba
22 The Battle of Waterloo
23 The Old Guard Dies, but never Surrenders
24 The Landing Place, Jamestown, St. Helena
25 Napoleon's Prison, St. Helena
26 Napoleon's Grave, St. Helena
27 Napoleon at the Battle of the Pyramids
28 Napoleon at Waterloo
29 Napoleon in 1814
30 Napoleon Standing
31 Napoleon's Head
32 Lettizia Bamolene, Mother of Napoleon
33 Josephine, Empress of France
34 Marie Louise, Empress of France
35 King of Rome
36 Jerome Bonaparte
37 Joseph Bonaparte
38 Charles Bonaparte
39 Massena, Prince of Essling
40 Murat, King of Naples
41 Lannes, Duc de Montebello
42 Clughet
43 General Kleber
44 Marshal Macdonald, Duc de Tarenturn
45 General Dessais
46 General La Tour Dauvergne
47 Duc de Reichstadt
48 General Oudinot, Duc de Reggio
49 Marshal Martier, Duc de Treviso
50 Marshal Marmont, Duc de Ragusa
51 Marshal Augereau, Duc de Castiliagne
52 Baron (General) Cambronne
53 Junot, Duc D'Ahremtes
54 Berthier, Prince of Wagram
55 Davoust, Duc de Auerstadt and Prince of Eckmuhl
56 Napoleon at Battle of the Pyramids (Julian)

FOR PRICE LIST OF SLIDES SEE PAGE 127.

57 Coronation of Josephine, (David)
58 Marriage of Marie Louise
59 Reign of Terror, the Conciergerie
60 Napoleon and Berthier at the Battle of Marengo
61 Battle of Hannau, October 30, 1813
62 Battle of Moscow, September 7, 1812
63 Battle of Somo Sierra, November 30, 1808
64 Battle of Eylau
65 Battle of Austerlitz Napoleon and Staff
66 Bonaparte at Jaffa, March 11, 1799
67 Bonaparte Elected Consul
68 Death of Marceau, September, 1796
69 Triumphal Entry of the National Guard into Paris
70 Battle of Fleurus
71 The States General, 1789
72 Battle of Wagram, July 17, 1809
73 Napoleon and the Queen of Prussia, Berlin, July 6, 1807
74 The Return of the Body of Napoleon to Paris, December 15, 1840
75 Napoleon Head (David)
76 King of Rome
77 Marshal De Saxe
78 " Ney (Girard
79 " McDonald (Standing)
80 Louis XVI. (Full figure)
81 Dumouriez. Minister of War and Foreign Affairs
82 Mirabeau
83 Robespierre
84 The Coronation of Josephine
85 At Waterloo
86 Battle of Esling, Death of Duke de Montebello
87 Death of Napoleon

ST. PAUL SERIES.

1 Ruins of Baalbec
2 Miletus
3 Spot where Paul Stood, Athens
4 Antioch, in Syria
5 Tarsus
6 Straits of Messina
7 Smyrna
8 Tiberias
9 Syracuse
10 Theater at Ephesus
11 Reggio
12 Exterior Great Temple Baalbec
13 Propylon, at Athens
14 Cenchreæa
15 Ephesus
16 Damascus
17 Rock of Corinth
18 Pæridos, with Long Walls Restored
19 Modern Athens
20 Arches in Alexandria Troas
21 Antioch of Pisidia
22 Phillippi
23 Corinth
24 The Piræus
25 Alexandria, Egypt
26 Mole of Puteoli
27 Interior Great Temple, Baalbec
28 Jerusalem
29 Tomb of Lazarus, Bethany
30 Jaffa
31 Rome
32 Tophet
33 Pantheon, Rome
34 Port of Beirut
35 Mitylene
36 Konich
37 Rhodes

THE CRUSADES.

First Crusade.

1 Hospitality of Barbarians to Pilgrims
2 Foulque-Nerra Assailed by the Phantoms of his Victims
3 Peter the Hermit, Preaching the Crusade
4 The War-Cry of the Crusaders
5 Walter the Penniless, in Hungary
6 The Army of Priest Volkmar and Count Emicio Attack Wersburg
7 The Second Crusaders Encounter the Remains of the First Crusaders
8 Celestial Phenomena
9 Astonishment of the Crusaders at the Wealth of the East
10 Godfrey Meets the Remains of the Army of Peter the Hermit
11 Priests Exhorting the Crusaders
12 Crusaders Throwing Heads into Nice
13 The Battle of Nicea
14 The Battle of Dorylæum
15 Burying the Dead after the Battle of Dorylæum
16 Battle of Antioch
17 Florine of Burgundy
18 The Massacre of Antioch
19 Bohemond alone mounts the Ramparts of Antioch
20 Barthelemi Undergoing the Ordeal of Fire
21 The Road to Jerusalem
22 Enthusiasm of Crusaders at the First View of Jerusalem
23 Second Assault of Jerusalem; the Crusaders Repulsed
24 Apparition of St. George on the Mount of Olives
25 Godfrey enters Jerusalem
26 The Discovery of the True Cross
27 Godfrey Imposes Tribute upon the Emirs
28 Gerard of Aresner Exposed on the Walls of Arsur
29 The Crusaders Massacre the Inhabitants of Cæsarea
30 Two Hundred Knights Attack 20,000 Saracens
31 Death of Baldwin, King of Jerusalem
32 Ulgazy Gives Gauthier his Life

Second Crusade.

33 Louis VII Receiving the Cross from St. Bernard
34 Destruction of the Army of Conrad III of Germany
35 Surprised by the Turks
36 Louis VII

Third Crusade.

37 Saladin
38 Glorious Death of De Maille, Marshal of the Temple
39 Death of Frederick of Germany
40 Siege of Ptolemais (1)
41 Siege of Ptolemais (2)
42 Richard Cœur de Lion, in Reprisal, Massacres Captives
43 Crusaders Surrounded by Saladin's Army
44 Richard Cœur de Lion and Saladin at the Battle of Arsur
45 The Battle of Arsur
46 Richard Cœur de Lion Delivering Jaffa
47 Blondel Hears the Voice of Richard

Fourth Crusade.

48 Dandola, Doge of Venice, Preaching the Crusade

Fifth Crusade.

49 The Emperor Alexius Poisoned and Strangled by Murzoufle
50 Murzoufle Parleying with Dandolo
51 Entry of Crusaders into Constantinople

FOR PRICE LIST OF SLIDES SEE PAGE 127.

Sixth Crusade.

52 Crusade Against the Moors of Granada
53 The Crusade of the Children
54 A Friendly Tournament
55 For the Defense of Christ
56 St. Francis of Assise Endeavors to Convert Sultan Melie-Kamel
57 The Baptism of Infidels
58 Departure of Thibault, King of Navarre
59 The Crusader's War Machinery

Seventh Crusade.

60 Gaining Converts
61 The True Cross
62 The Benediction
63 Dispersion of the Syrian Army by a Sand Tempest
64 St. Louis before Damietta
65 Te Deum After Victory
66 The Crusaders of the Nile
67 A Message from the East
68 St. Louis in Prison in Egypt
69 Arrival at Cairo of Prisoners of Minich
70 Christian Cavaliers Captive at Cairo
71 Death of Almvadam
72 The Emir's Head Shown in the Seraglio

Eighth Crusade.

73 The Sultana Chagger-Eddomand, the Emir Saif Eddim
74 A Celestial Light
75 The Cruelties of Bibars
76 The Captives
77 The Departure from Aiguez-Moites
78 The Night of Aug. 25, 1270; St. Louis' Death
79 Prayer for the Dead
80 Assassination of Henry of Germany
81 Edward III of England Kills his would-be Assassin
82 The Dishonorable Truce
83 Invocation to Mahomet
84 Sanuto Showing Maps of the East to Pope John XXII
85 The Veteran
86 Constantine Palaeologus Haranguing the Defenders of Constantinople
87 Mohamet II before Constantinople
88 The Ottomans Penetrating Hungary
89 The Sinews of War
90 The Crusaders Crossing Mt. Taurus
91 An Enemy of the Crusaders
92 The Battle of Lepanto
93 The Departure
94 The Order of Chivalry
95 The Return
96 The Christian Army in the Mountains of Judea
97 Confession
98 Miracles
99 Troubadours Singing the Glories of the Crusades

EDWARD L. WILSON'S PERSONALLY PHOTOGRAPHED SLIDES OF EGYPT.

Alexandria.

0 Map of the Nile
1 Moonlight on the Mediterranean
2 Abdullah, the Arab
3 Aboard the "Bangalore"—Galley Cooks
4 Alexandria from the Steamer
5 Port of Alexandria—Farewell to the Bangalore—Khedive's Yacht on the Left
6 Custom House Quay
7 From the Arsenal-Galley Prisoners
8 Ras-El-Tin Palace and the Light-House
9 Mustapha Adli—Our Arab Dragoman
10 Among the Bazaars
11 Arab Woman and Child
12 Equestrian Statue of Mohammed Ali—Grand Square
13 Group of Arab Beggars
14 An Alexandrian Home
15 Musselman Cemetery and Hired Mourners, Showing Pompey's Pillar
16 Pompey's Pillar
17 Mosque of El Gabarri
18 Irrigation Sakyeh
19 Arab Farm—Village near Alex's
20 Ancient Roman Bath
21 Mohammed El Adli, another Dragoman
22 Mahmoudieh Canal—Ferryboat
23 Sugar-Cane Boat on the Mahmoudieh Canal
24 Scene on the Mahmoudieh Canal
25 Egyptian Water-Carriers
26 Arab Quarter
27 The European and the American Quarter
28* The Protestant Cemetery

Cairo.

29 From the Citadel toward the Pyramids
30 S. E. From the Citadel—"The Vue Magnifique"
31 S. W. from the Citadel toward the Mosque of Sultan Hassan
32* Cairo and the Citadel, from the Mosque of Mohammed Ali
33* Colonnade, Mosque of Mohammed Ali, Exterior
34 Colonnade, Mosque of Mohammed Ali, Interior
35 Ablution Fountain and Clock Tower, Mosque of Mohammed Ali
36* Mosque of Mohammed Ali (where the Koran is read), Interior
37 Tomb of Mohammed Ali—Interior of the Mosque
38 Mosque of Mohammed Ali, Exterior
39* Mosque of Gama-El-Zaher
40 Gate of the Citadel
41 Citadel of Cairo—General View
42 Mosque of Sultan Hassan, Exterior
43* Arabic Doorway—Mosque of Sultan Hassan
44* Arab Priest Reading the Koran—Mosque of Sultan Hassan
45 Interior, Mosque of Sultan Hassan, Moslems at Prayer
46 New and Old Mosques of Sultan Hassan
47 Egyptian Woman and Child
48 Cariene Funeral Procession
49 Egyptian Lady (Veiled) and Donkey
50 Egyptian Lady (Unveiled) and Donkey
51 Equestrian Statue of Ibraheem Pasha
52 View in the Mooske—Latticed Windows
53 Modern Arabic Bazaars
54 American Mission House
55* American Mission School, Girls
56* American Mission School, Boys
57 Arabian Horse "Dervish" and his Sais
58 An Egyptian Dwarf and Giant
59 The Lemonade Merchant
60 The Prize Beggar, Facade (Fore)
61 The Prize Beggar, Abside (Aft)
62 Cairo Canines and Smithy
63 Modern Arabic Palace, Exterior

FOR PRICE LIST OF SLIDES SEE PAGE 127.

64 Modern Arabic Palace, theSmoking Room
65 Modern Arabic Palace, the Court
66 Modern Arabic Palace, the Inlaid Door
67 Modern Arabic Palace, the Latticed Balcony
68 Modern Arabic Palace, the Windows
69 Modern Arabic Palace, the Balcony, Exterior
70 Modern Arabic Palace, the Bronze Door
71 An Egyptian Money-Changer
72 At the Banker's Door, Arab Group
73 Watchman at the Palace Gate
74 Arab Sais and Watchman
75* Mosque of Abou Haribe
76 Mosque and Tomb of Zaidezena
77 An Egyptian Woman (Veiled)
78* An Egyptian Woman (Unveiled)
79 The Kasr-En-Nil Bridge
80 Instantaneous View on the Kasr-En-Nil
81 Instantaneous View on the Kasr-En-Nil
82 Eight Donkeys and their Drivers, Instantaneous
83 An Egyptian Sheep Market at the Kasr-En-Nil
84 An Egyptian Bread-Seller at the Kasr-En-Nil

The Pyramids.

85 Avenue of Palms, Pyramid Road
86 Avenue of Acacias, Pyramid Road
87 Pyramid of Cheops (Reflected in the Water)
88 Pyramid of Cheops, Near View
89 Looking up the Pyramid of Cheops
90 Climbing the Pyramid of Cheops
91 Climbing the Pyramid of Cheops
92 Group on the Summit of Cheops
93 Prospecting on Top of Cheops, toward the Second Pyramid
94 Prospecting on Top of Cheops, showing the Desert and the Sphynx
95 Prospecting on Top of Cheops, toward the Kiosk
96 Pyramid of Cephren from Cheops
97* Summit of the Great Pyramid from the Halfway Rest
98* Pyramid of Cheops—*Lateral View*
99 Pyramid of Cheops—Entrance and El-Mamoon's Hole
100 Pyramid of Cheops—Entrance Close View
101* Grand Galley—Interior of the Pyramid of Cheops
102* The King's Chamber—Pyramid of Cheops with the coffer
103 The Pyramid of Cheops from Pyramid of Cephren
104 Photographing the Pyramids of Cephren and Mencheres
105 Fallen Casing of the Pyramid of Mencheres
106* Group of three Small Pyramids
107* Details of Small Pyramids
108 Pyramids of Cheops, Cephren and Mencherés from the East
109 Ruined Temple and Pyramid of Cephren
110 The Pyramid of Cheops and the Sphynx
111 Photographing the Sphynx and the 2d and 3d Pyramids
112 Travelers halting on Camels at the Sphynx
113 The Sphynx and Pyramid of Mencheres
114 The Sphynx—Front
115 The Sphynx—Side
116 The Sphynx—Rear
117 The Sphynx—Tomb and Pyramid of Cheops
118 Last Look at the Sphynx, Pyramid of Cheops and Tomb
119 Mohammedan Cemetery, Pyramid and Desert
120 Rock Tombs and Kafr Village at Pyramids
121 *Kafr (Bedouin) Village and Pyramid
122 *Home of the Pyramid Sheikh

Heliopolis.

123 Egyptian Plow and Team
124 The Obelisk
125 Trees of the Virgin—Trunk
126 Trees of the Virgin—Full

Cairo Continued

127 Tomb of Caliph Sultan Garribe
128 Tomb of Caliph Barrook
129 Tomb of Caliph Alla Own
130 Tomb of Caliph Alla Own Pulpit
131 *Tombs of the Caliphs General View
132 Tomb of Shereef Pasha

The Nile. (Egypt.)

133 The Nile Steamer Beni Soueff — The Start from Kasr-En-Nil
134 *The Island of Rhoda
135 The Island of Rhoda
136 *Double Sugar-Cane Boats
137 *Dahabiehs on the Nile
138 *Dahabiehs on the Nile
139 Site of Ancient Memphis
140 Pyramids of Gizeh from Sakkarah
141 The Step Pyramid of Sakkarah
142 Pyramids, South of Sakkarah from Step Pyramid
143 The Tomb of Tih
144 *The Tomb of Apis
145 *Portrait of M. Mairette Pascha
146 *Pyramid of Maydoom from the Nile
147 Sugar Mill at Minieh
148 *Minieh on the Nile
149 Speos Artemedos—Tombs of Beni Hassan
150 First Tomb—Beni Hassan
151 Interior of Tombs at Beni Hassan
152 Lotus Columns at the Tombs of Beni Hassan
153 The Virgin of Beni Hassan—(An Egyptian Girl)
154 Harbor of Assiout—A
155 Harbor of Assiout—B
156 Camel Bazaar-Assiout
157 Camel Market-Assiout
158* Tomb Stabl Antar—Assiout
159* "St. John's Cell"—Assiout
160 The Desert from the Tombs—Assiout
161 Egyptian Cemetery and Oasis—Assiout
162 Assiout from the Mount of Tombs
163 Temple of Osiris—Abydos
164 Temple of Osiris—Engraved Alabaster
165 Temple of Osiris—Engraved Alabaster
166 Temple of Osiris—Hieroglyphics
167 Temple of Osiris—Alabaster Stairway
168 Temple of Sethi I—Abydos Entrance
169 Temple of Sethi I-Hall of Columns
170 Temple of Sethi I—Roof Construction
171—Temple of Sethi I—Tablet of the Kings
172* Temple of Sethi I—"A Bit of Color."
173 Old and New Structures at Abydos
174 An Arabic Doorway—Keneh

FOR PRICE LIST OF SLIDES SEE PAGE 127.

175—An Arab Maiden—Keneh
176 Water-jar Potter at Wheel—Keneh
177 Boat Load of Water Jars —Keneh — *Evening*
178 Temple of Denderah—First Sight
179 Temple of Denderah—The Pylon
180 Temple of Denderah—N Facade
181 Plan of the Temple of Denderah
182 Temple of Denderah—Entrance — Hall of Columns
183 Temple of Denderah—Inside—Hall of Columns
184 Temple of Denderah—Interior Facade and Hall
185* Temple of Denderah Zodiac Ceiling with Face of Hathor
186 Temple of Denderah—Interior Hall
187 Temple of Denderah—Funeral Chamber (magnesium)
188 Temple of Denderah—Roof
189 Temple of Denderah—South Wall
190 Temple of Denderah—Cornice and Wall
191 Small Temple of Osiris at Denderah with modern ruins
192 The Temple of Luxor —Colonnade
193 The Temple of Luxor —Pylon
194 The Obelisk of Luxor and Pylon
195 Female Fantasia Dancer—Luxor
196 Hahnefa--Female Dancer—Luxor
197 Hahnefa--Female Dancer, Luxor—full figure
198 Fatima—Female Dancer, Luxor—full figure
199* Zahoo, Fantasia Female Dancer
200* Protestant Mission School, Luxor
201* Map of the Ruins, Karnak
202 Avenue of Sphynxes—Karnak
203 Portal of the Temple—Karnak
204 Open Area (B) and Single Column—Karnak
205 Hall of Columns (F)—Karnak
206 The Fallen Column—Karnac
207 Details of Capital—Hall of Columns (Karnak)
208 Columns and Obelisks (N L) *"vue grand"*—Karnak
209 Photographing over difficulties — Karnak
210 Grand Hall and Obelisks from the South-east—Karnak
211 Fallen and Great Obelisks
212 Hypostyl Hall (F) and Obelisks (C) from Southeast
213 Reversed Capitals and Cornice
214 General view of Karnak from the South
215* General view of Karnak and the Lake
216 The two Standing Obelisks—Karnak
217 Karnak — East View of the Hypostyl Hall (exterior)
218 The Borders of Thebes
219* Temple of Koorneh—Thebes (Facade)
220* Temple of Koorneh—Thebes (Rear)
221 Temple of Koorneh—Thebes (Rear details)
222 Temple of Koorneh—Thebes (Hall of Columns)
223 The Rameseum—Thebes
224 The Rameseum—Grand Hall (Fallen Rameses)
225 Broken Statue of Rameses.
226 A broken head of a broken race—Rameseum
227 The Colossi of Thebes —(Face) from the South
228 The Colossi of Thebes (Face) from the North
229 The Colossi of Thebes —Back
230 The Southern Colossus of Thebes
231 The Vocal Memnon —Thebes
232 Medinet Abou — General View
233 Medinet Abou—The Palace Court from south-east (the Christian Colonnade
234 Medinet Abou—First Court (Temple of Rameses III)
235*Medinet Abou—Scripture (Battle with the Syrians)
236 Medinet Abou—Palace of the King (Round and Square Columns,
237 Medinet Abou—Broken Column (Temple of Rameses III)
238 Medinet Abou—Rear Court from the Roof
239 Medinet Abou—Naval Combat
240 Deir-el-Medineh
241 Deir-el-Medineh—Roman Arch
242 Arab Water-Carrier. Girls—Fatimah, Miriam and Zenobia
243 Scheick-abd-el-Goornah
244 Dayr-El-Bahree and Temple of Hatasou
245 Chamber of the mummies—Found 1881
246 Group of Mess. Maspero—Brugsch and Arabs at the Scene of Great Find of 1881
247*Inscription Found in Mummy's Hiding Place—(Right)
248*Inscription Found in Mummy's Hiding Place—(Left)
249*Tomb of Rameses III Bab-El-Malouk
250*Tomb of Rameses III—Entrance—Bab-El-Malouk
251*Sarcophagus of Rameses III
252 Tomb of Rameses III
253*The Harpist's Chamber—Entrance Wall —Tomb of Sethi I
254 Tomb of Sethi I—Scaribee
255 Tomb of Sethi I—A Corner
256 Tomb of Sethi I—Decapitation Scene
257 Tourist's Lunch—Tomb No. 18—Bab-El-Malouk
258 Overlooking Bab-El-Malouk. Including Tombs of Rameses III and Sethi I
259 The Plain of Thebes—from Bab-El-Malouk
260 Luxor from the Theban Plain—Evening
261 Luxor and the Nile
262 A Street in Esneh
263*Arabic Doorway—Esneh
264 Interior of the Temple —Esneh
265 Temple of Edfou—Pylon
266 Temple of Edfou—Hypostyl Hall
267 Temple of Edfou—Grand Facade from the Hypostyl Hall
268 Temple of Edfou—New Year Chapel
269 Temple of Edfou—The Shrine
270 Temple of Edfou—Processional Stairway, West
271 Temple of Edfou—Processional Stairway East
272 Temple of Edfou—Outer and Inner Walls
273 Temple of Edfou—Construction Plan Interior from the roof
274 Edfou from the Temple Wall
275 Assouan—North
276 Assouan Harbor--South
277 A Cairo Bazaar—Assouan
278 A Pottery Bazaar—Assouan

FOR PRICE LIST OF SLIDES SEE PAGE 127.

279 A Nubian Girl—Assouan
280 Nubian Curly Heads—Assouan
281 Nubian Habit-Seller—Assouan
282*Elephantine Island
283 Nubian Children—Elephantine Island with Statue of Menephta. Son of Rameses II
284 Ptolemaic Temple—Assouan
285 The Quarry of Syene—Assouan
286 Unfinished Obelisk—Asouan
287 Moslem Cemetery, near Assouon
288 Old Watch Tower—on the Assouan and Philæ Road (Profile of the Warden)
289 Old Roman Wall—on the Philæ and Assouan Road
290 A Nubian Donkey Group
291 Our Donkey "Telegraph"
292 First Glimpse of Philæ
293 Pharaoh's Bed—Philæ from E shore
294 Ruins of Philæ, from the North
295*Ruins of Philæ, from the South
296 Pharaoh's Bed—through the Pylon
297 Pharaoh's Bed—Finished and unfinished panels
298 Pharaoh's Bed—"The Grape Capital."
299 Pharaoh's Bed—Interior
300 Pharaoh's Bed—Moonlight effect
301 Philæ—East Colonnade—each Capital different and some unfinished
302 Philæ—West Colonnade from the South
303 Philæ—West Colonnade—toward Biggeh
304 Philæ—West Colonnade and Biggeh
305 Philæ—Colonnade and Obelisk—South end
306 Philæ—South Colonnade and Pharaoh's Bed
307 "View Magnificent"—Philæ. The Artist's choice
308*Philæ Temple—1st Propylon
309 Philæ Temple—2d Propylon
310 Ptolemaic Land Grant Stone
311*Temple of Isis—west side Ext
312 Isis Suckling Ptolemy—west wall
313*Copy of the Rosetta Stone
314*Resurrection of Osiris—Sanctuary Temple
315*Crossing the Styx
316 Our Artist at work on Isis Temple, and what he saw
317 The Nile—North from the Temple of Isis (Desolation)
318 The Nile and Philæ—East from the Temple of Isis
319 The Nile and Colonnade—South from the Temple of Isis
320 Biggeh from the Temple of Isis
321*The lovely Cornice—Small Temple Philæ
322 Ruins of a Christian Church, Philæ
323 A Classic Group—Philæ (a broken Sphynx and Obelisk)
324 Biggeh—Ancient and Modern Temple
325 Biggeh—Through the Ruins to Philæ
326 Ruins of Philæ from Biggeh
327 First Cataract of the Nile
328 First Cataract of the Nile—Instantaneous
329 Rapids—First Cataract of the Nile—Instantaneous
330 Natives Shooting the Rapids—First Cataract
331 First Cataract of the Nile—General View
332 Island of Philæ from the First Cataract
333 "Pretty Teeth"—Our Cataract Boatman
334 "Achmed"—Our Nubian Dragoman
335 A Stranded Dahabieh—Near Philæ
336 Departing View of Philæ—From the Southern Shore

The Nile (Nubia).

337 Temple of Dabod
338 Nubian Water Vessels—Dabod
339 Gertasse—The Quarry
340 Gertasse—The Temple
341 Moonlight at Gertasse
342 *Kalabsheh—The Temple
343 Kalabsheh—Temple Interior and Inscription
344 Kalabsheh—The little Breadmaker
345 *Kalabsheh—Wall Writings
346 Dendoor—Temple (Full)
347 Dendoor—Temple(Detail)
348 Kirscheh—Temple (Exterior)
349 *Kirschen—Temple (Interior)
350 The Nile at Kirscheh
351 Dakkeh—The Temple
352 Maharrakah—The Temple
353 A Sakkiyeh at Maharrakah
354 Wady Sabooah—Temple
355 Nile Steamer "Saidieh"
356 Korosko—Stores of the Desert
357 Korosko—A Caravan Village
358 From Mount Korosko across the Nile
359 Korosko and the Nile from Mount Korosko
360 From Mount Korosko toward Mecca
361 *The "Mecca" Palanquin
362 A Nile Sakkiyeh—River side
363 A Nile Sakkiyeh—The team
364 A Nile Sakkiyeh—Exit Drain
365 Irrigating Ditches on a Nile Farm
366 Watch Tower and Irrigated Fields
367 A Nile Farm—Korosko
368 A'Mada—The Temple
369 Desert of the Nile from A'Mada
370 Derr—Temple (Exterior)
371 Derr—Temple (Interior)
372 The Dahabieh "Sesostris"—Full Sail
373 The "Sesostris"—Furling Sail
374 The "Sesostris'"—in Tow
375 The Dahabieh Sesostris—Cabin Interior
376 Deck of the Dahabieh Sesostris
377 The "Sesostris" Coffee-Miller.
378 Alle-Hanna and His Feet—(Aboard the Sesostris)
379 His Feet and Alle-Hanna—(Aboard the Sesostris)
380 The "Saidieh"--Docked at Ibreem—the Arab Captain on the bridge
381 Ruined Roman Church—Ibreem
382 Ruined Castle—Ibreem
383 Aboo Simbel Temples from the Nile
384 Aboo Simbel—The Great Temple from the Nile
385 Aboo Simbel—The Small Temple—Facade
386 Aboo Simbel—Entrance to the Small Temple
387 Queen Nofretari—Small Temple at Aboo Simbel
388 Aboo Simbel—The Small Temple Interior
389 Nofretari Offering Flowers to Hathor—Interior of the Smal Temple
390 Aboo Simbel—The Great Temple

FOR PRICE LIST OF SLIDES SEE PAGE 127.

391 Aboo Simbel—The Great Temple from the north side
392 Aboo Simbel—The Great Temple from the south side (Perilous View)
393 Colossal figure No. 1
394 Colossal figure No. 2
395 Colossal figure No. 3
396 Colossal figure No. 4
397 Colossus—Full Figure of No. 1
398 Colossus—Details of Arm
399 Colossus Feet and Legs
400 Colossus—The Fallen Crown
401 Colossus—Distorted Head to show Nubian type of No. 3
402 Group of 10 Travelers in the lap of Colossus No. 3
403 Aboo Simbel—Great Temple Doorway
404 Aboo Simbel—Inscription and Figures at right of Doorway
405 Aboo Simbel—Interior 1st Chamber Great Temple
406 Aboo Simbel—Profile of Osiris—shadowed
407 *Aboo Simbel—Entrance to the Sanctuary
408 Aboo Simbel—Inner Sanctuary
409 Aboo Simbel—Wall Inscription—Rameses Slaying his Enemies
410 Wady Halfa
411 Sifting Grain—Wady Halfa
412 Group of Nubian Women—Wady Halfa
413 Second Cataract of the Nile and Mt. Aboo-Seer north
414 Second Cataract of the Nile and Mt. Aboo-Seer south
415 *Second Cataract of the Nile
416 Second Cataract of the Nile—Rapids near the Gorge of Aboo-Seer
417 Second Cataract of the Nile—The Stranded Boat
418 The "Sesostris" in tow again
419 The Two Arab Pilots of Nilus
420 Return to Cairo—At the Kasr-en-Nil
421 *Boulak—From the Kasr-en-Nil
422 Tomb of Mariette Pacha—Boulak
423 Boulak Museum—Entrance
424 Boulak Museum—Grand Vestibule
425 Head of Statue of Meneptah
426 Thotmes III as Sphynx
427 Engraved Stone and Painted Wood Mummy Cases—Hor-emheb
428 Unfinished Statue
429 Black Sphynx Hyksos (small)
430 Osiris, Hathor and Isis
431 Saloon of the Ancient Empire—Entrance showing interior of Mummy Cases and the scribe
432 *Saloon of the Ancient Empire
433 Statue of King Chefren—Front
434 Statue of King Chefren Builder of the Great Pyramid—Profile
435 Statue of Ra-Nefer
436 Married Couple—Ra-Hotep and the Lady Nefert
437 Wooden Statue of Sheykh-El-Beled
438 *Antique Wood Carving from Sakkarah
439 Case of Curios—Tools, Eggs, Furniture, Nuts, Fruit, etc.—Boulak Museum
440 *Case of Pottery—Boulak Museum
441 Stela of Hatasou Suckled by Apis
442 Cleopatra in the Costume of Isis
443 †Cleopatra as Queen
444 †Gold-Faced Mummy Case of Queen Nofretari
445 †Mummies and Mummy Cases of the Kings
446 †Mummy in the Case of the High Priest Nebnesi
447 †Mummy Head of Pinotem—Profile
448 †Mummy Head of Pinotem—Front
449 A Royal Mummy Head—King
450 A Royal Mummy Head—Queen
451 A Royal Nest of Eggs
452 *Papyrus Plate 1
453 *Papyrus Plate 2
454 *Papyrus Plate 5
455 *A Bit of Arabic Color
456 *A Bit of Arabic Color
457 *Ancient Arabic Designs
458 *Ancient Arabic Designs
459 *A Study in the Arabic Architecture
460*A Study in Arabic Architecture
461 Pulling for Home—At Alexandria—The English War Fleet Entering the Harbor
462 Farewell to the Orient—The Khedive's Yacht
463 A Map of Egypt

† All marked thus are of the "New Find" of July, 1881.

THE GREAT PYRAMIDS.

BY PIAZZI SMITH.—These are without question the finest slides of the Pyramids and their interiors ever manufactured by any one, and are somewhat rare; we are obliged to list them at 75 cents each.

1 New Excavations of King Shafre's Granite Tomb
2 Second Pyramid
3 Second and Third Pyramids
4 Entrance Passage (deep in sand and granite-lined) of King Shafre's Granite Tomb
5 Alee Dobre cogitating amid the square pillar Colonnades of King Shafre's Granite Tomb
6 Well Chamber of King Shafre's Granite Tomb four minutes before noon
7 Well Chamber of King Shafre's Granite Tomb at, before and after noon
8 Well Chamber of King Shafre's Granite Tomb four minutes after noon
9 The Western Aisle of King Shafre's Granite Tomb
10 The Great Sphinx
11 Coffer in King's Chamber of Great Pyramid
12 Coffer in King's Chamber of Great Pyramid, and Ghosts of Arabs
13 The Broken Southeast Corner of Coffer in King's Chamber in Great Pyramid
14 Base of Niche in Queen's Chamber, Great Pyramid
15 Mouth of Entrance Passage leading into Great Pyramid
16 The Third and Fifth Pyramids of Jeezeh
17 North Front of Great Pyramid
18 Mouth of the Entrance Passage
19 The Angle Stones over the Mouth of the Entrance Passage
20 Ibrahim the Cook at the door of his Tomb Kitchen
21 Sand Slope leading to West Entrance into King Shafre's Granite Tomb

FOR PRICE LIST OF SLIDES SEE PAGE 127.

22 Side View of Beginning of Slope of Entrance Passage into Great Pyramid
23 Distant View of the Great Pyramid and the Second Pyramid, from the Petrified Shell Hills several miles to the south
24 A Portion of the Granite Casing in situ of the Third Pyramid
25 A Burial Cove
26 Alee Dobre, Pyramid Arab
27 Engraved Vertical Section of Great Pyramid
28 The great Pyramid and its Hills of Rifled Tombs
29 The Southwest Corner of the Great Pyramid
30 The Palm Trees of Egypt
31 The Eastern and Northern Faces of the Great Pyramid
32 The Northeast Corner of the Great Pyramid
33 The Great Pyramid and the Second Pyramid
34 Alee Dobre, Pyramid Arab, at East Tombs, Pyramid Hill
35 The Close of Day at the Pyramid Hill
36 View at East Tombs
37 The Second Pyramid from King Shafre's Granite Tomb
38 All the Pyramids of Jeezen
39 The Southern Hill and the Three Tree Valley
40 The Corner-Stone Socket
41 The Southeast Corner Socket-hole of the Great Pyramid
42 Southwest Corner Socket-hole of the Great Pyramid
43 The Northwest Socket-hole of the Great Pyramid
44 The Northeast Socket-hole of the Great Pyramid
45 The Great Pyramid
46 Part of the Western Excavated Enclosure of the Second Pyramid
47 Abdul Samud, Pyramid Sheik of the Northern Pyramid Village
48 Engraved Vertical Section of King's Chamber

EGYPT AND THE NILE.

1 The Second Cataract (1,000 miles from mouth of the river)
2 The Second Cataract, with Rock of Abouseer
3 Abou Simbel, Facade of the Temple
4 Abou Simbel, Facade of the Temple (oblique)
5 Abou Simbel, "Rameses the Great"
6 Abou Simbel, Facade of Smaller Temple
7 Ibrim, Rock Fortress of the Roman Period
8 Derr, Entrance to the Rock Temple
9 Wady-Sabona. Pylon of the Temple
10 Wady-Sabona. Colossi and Sphinxes
11 Dakkeh. The Temple
12 Maharraka
13 Nubian Sakia, or "Persian" Waterwheel
14 Nubian Sakia, or "Persian" Water-wheel
15 Gerf Hossayn, Portico of the Temple
16 Gerf Hossayn, Portico of the Temple
17 Kalabshe, The Temple
18 Kardassy, The Temple
19 Kardassy, The Temple
20 Kardassy Greek Tablets in Quarry
21 Dabod, Three Pylon Gateways
22 Philæ, Distinct View from South
23 Philæ, Distinct View from Mishadd
24 Philæ, The Island
25 Philæ, The Island from Biggeh
26 Philæ, The Island from Biggeh (nearer)
27 Philæ, View from the Island
28 Philæ, Landing-place
29 Philæ, "Pharaoh's Bed"
30 *Philæ, "Pharaoh's Bed" (distant view)*
31 Philæ, "Pharaoh's Bed"
32 Philæ, First Pylon of Great Temple
33 Philæ, First Pylon of Great Temple, (distant)
34 Philæ, Second Pylon of Great Temple
35 Philæ, Second Pylon and Colonnade
36 Philæ, Columns of "Pharaoh's Bed"
37 Esneh, Columns of the Portico
38 The First Cataract
39 Assouan (Syene), from the Hills
40 Assouan, The Landing-place
41 Assouan, View at
42 Assouah, View at
43 Assouan, Roman Pier at
44 Koum-Ombos. The Temple
45 Koum-Ombos. The Temple from North
46 Koum-Ombus, South Side
47 Koum-Ombus Columns S. E. Corner
48 Edfou, Temple and Village
49 Edfou, Temple and Village
50 Edfou, Pylon of the Temple
51 Edfou, Portico of the Temple
52 Edfou, Street View, with Natives and Sheep
53 Hager-Silsilis
54 Hager-Silsilis, "The Rocks of the Chain"
55 Hager-Silsilis, the Grottoes
56 Erment, the Column, etc.
57 Erment, Fragment of a Temple

Thebes.

58 Entrance to Tombs of the Assaseef
59 Ancient Crude Brick Arch, etc.
60 Goorneh, the Portico of the Temple
61 Goorneh, the Portico of the Temple
62 Dier-El-Medineh, Temple and Rocks
63 Dier-El-Medineh, Near View
64 Valley of the Tombs of the King
65 Valley of the Tombs Head of the Valley
66 Statues of Memnon
67 Statues of Memnon (Upright)

Memnonium.

68 General View of the Memnonium
69 Hall of Columns
70 Osiride Portico
71 Osiride Portico (Distant)
72 Osiride Columns
73 The Fallen Colossus

Medinet Habou.

74 Entrance to the Temple
75 View in the First Court
76 Pylon Gateway
77 General View, Statues of Memnon in Distance
78 General View, with the Memnonium
79 The Plane, and Square Window of Palace
80 Hall of Columns
81 Hall of Columns
82 View in the Second Court
83 View in the Second Court

FOR PRICE LIST OF SLIDES SEE PAGE 127.

Carnac.

84 General View
85 The Ruined Pylon
86 Court of Shishak
87 Halls of Columbus, from West
88 Halls of Columbus, Side View
89 The Great Hall, Exterior
90 The Great Hall, Columns of
91 The Great Hall, Columns of
92 Sculptured Gateway and Figures
93 Sculptured Gateway and Figures
94 Avenue of Sphinxes
95 First Gateway
96 Hall of Columns, Interior
97 Three of the Smaller Columns of Great Hall
98 Oldest Portion of the Ruins
99 Granite Pylon and Alabaster Colossi
100 The Sanctuary and Obelisk
101 Fragments at Carnac
102 The Pylons, from Salt Lake
103 Great Hall, etc.
104 The Two Obelisks
105 Fallen Obelisks
106 Salt Lake, with Palms and Camels
107 Luxor, Landing-place
108 Luxor, Columns of Portico
109 Luxor, Court of Temple, Govt. Corn Stores
110 Luxor, Pylon and Obelisk
111 Denderah, Portico of the Temple
112 Denderah, Sculptures
113 Denderah, Sculptures Cleopatra and Nero, Cæsar
114 Abydus, Temple of
115 Abydus, Colored Sculptures at
116 Siout, (Capital of Upper Egypt)
117 Siout, Market-place
118 Beni-Hassan, Entrance to Painted Tombs
119 Beni-Hassan, Entrance to Painted Tombs
120 Beni-Hassan, The Plain and Village
121 Girgeh
122 Minieh
123 Beni-souef
124 Sheik Embarrak, with Dahabeah
125 Merchant Boats of the Nile
126 Shipping on the Banks of the Nile
127 Obelisk of On (Heliopolis)
128 Boulac, The Nile and Palace of the Viceroy
129 Boulac, Street View
130 Geezeh, Approach to the Pyramids
131 Geezeh, View among the Pyramids
132 Great Pyramid and Sphinx
133 Great Pyramid and Sphinx
134 Great Pyramid and Excavated Temple
135 Great Pyramid with Palms
136 The Sphynx
137 Second Pyramid and Sphynx
138 Second Pyramid and Sphynx
139 Pyramid of Dashoor
140 Israelitish Brick Pyramid
141 Step Pyramid of Sakkara

Cairo.

142 Old Cairo Branch of the Nile
143 Old Cairo The Holy Tree, near
144 Old Cairo Palm Grove, near
145 Old Cairo Street View
146 " "
147 " The Esbekieh
148 Old Cairo The Esbekieh
149 Old Cairo Entrance to Mosque
150 Old Cairo Bab-el-Nasr
151 Valley of the Nile and the Pyramids
152 General View, with Mosque of Sultan Hassan
153 General View, with Mosque of Sultan Hassan
154 General View from the East
155 Tombs of the Mamelukes
156 Tombs of the Mamelukes
157 View in the Cemetery
158 Tombs of the Caliphs
159 Modern Tombs, etc., Eastern Side
160 Mosque of Sultan Hassan Exterior
161 Mosque of Sultan Hassan The Pulpit
162 Mosque of Sultan Hassan The Fountain
163 Mosque of Sultan Barkook
164 Mosque of Sultan Hakim
165 Mosque of Sultan Tonlon
166 Mosque of Sultan Amer (oldest in Egypt)
167 Mosque of Sultan Amer Fountain in Court
168 Mosque of Mohammed Ali
169 Mosque of Mohammed View in the Court
170 Mosque of Mohammed Fountain
171 Mosque of Kait Bey
172 Mosque of Kait Bey View in the Court
173 Street View, with Mosque of Sultan Hassan
174 Gate of the Citadel
175 Street View, Road to Citadel
176 Street View, Road to Citadel
177 Old House and Mashar-abieh
178 Old House and Mashar-abieh
179 Old House and Mashar-abieh
180 Old House and Mashar-abieh
181 The New Hotel
182 Shepherd's Hotel
183 Arab Groom
184 Arab on a Dromedary

Alexandria.

185 Cleopatra's Needle
186 Pompey's Pillar
187 The Harbor
188 Viceroy's Palace
189 Grand Square
190 Grand Square
191 The Harbor, with Palace
192 The Harbor
193 Churches, etc., at Alexandria

The Suez Canal.

194 Fresh Water Canal, at Ismailia
195 Fresh Water Canal, at Ismailia
196 Fresh Water Canal, at Ismailia
197 Fresh Water Canal with M. de Lessep's House
198 Ismailia
199 Lake Timsah, from Ismailia
200 Chalet of the Viceroy
201 Lake Timsah, from opposite the Chalet
202 View at Kantara
203 View at Kantara
204 View at Kantara
205 View at Kantara
206 Elevator used on the Canal
207 Man-of-War on the Canal
208 Ferry, en route from Egypt to Syria
209 Caravan Route at Petite Chafoufe
210 At Serapeum
211 Entrance to the Canal at Port Said
212 Port Said
213 Port Said (Bird's-eye View)
214 Port Said (Bird's-eye View)
215 Port Said, Artificial Blocks, forming Pier
216 Port Said, View at
217 Dredging Machine
218 Suez; Dry Dock
219 Suez; The Harbor
220 Suez from the Sea
221 Suez from the Palace
222 Suez--- Commencement of the Canal
223 Suez from the Railway

FOR PRICE LIST OF SLIDES SEE PAGE 127.

EDWARD L. WILSON'S PERSONALLY PHOTOGRAPHED SLIDES OF THE SINAI PENINSULA AND ARABIA.

FOLLOWING MOSES TO THE PROMISED LAND.

Suez (in Goshen) to Mount Sinai.

1 The Old Wreck, Suez
2 Panorama of Suez from the Hotel
3 "The Street Called Straight," Suez
4 Arab Beggars in the Mosque Court, Suez
5 Fatimah, Arab Girl Pet (Suez)
6 The Water-Carrier, with his Water-Skin, Suez
7 Group of Bedouin Children, Suez
8* Junction of the Suez Canal and the Red Sea
9 Quarantine Quarters, Suez Canal
10 The Egyptian-Arabian Red Sea Ferryboat
11 Egyptian Quarantine Camp, Arabian Side
12 Ayun Musa, Well of Moses (One Palm)
13 Ayun Musa, Well of Moses (Three Palms)
14* The Dead Camel, Well of Moses (Arabia)
15 A Desert Caravan, the Star
16 Ain Hawarah, Marah
17* The Wells of Elim
18 The Great Well at Elim
19 The Hills About Elim
20 Wady Taiyibeh (Elim)
21 "The Encampment by Sea," Rás Aboo Zeneemeh
22 A Seaward Glimpse from "The Camp by the Sea"
23 The Mountains Around "The Camp by the Sea"
24 The Last Sight of the Sea and Egypt (Before Entering the Wilderness of "Sin")
25* The Egyptian Temple Ruins, Wady Keneh
26 Bedouin Woman and Camel
27 "The Rock of Moses," Hesy-el-Khattateen (Ex. xvii, 6)
28 A Garden in Wady Feiran, Cutting Grain
29 From Mount Serbal Summit Toward Egypt
30 From Mount Serbal Summit toward Wady Feiran
31 From Mount Serbal Summit toward Mount Sinai
32 From Mount Serbal Summit toward Suez (showing the route)
33 From Mount Serbal—showing the Mount Sinai Group
34 The Gorge—Descending Mount Serbal
35 Jebel at Tahooneh—Wady Feiran
36 Gum-Arabic Tree—Wady Feiran
37 Shittim-Wood Tree—Wady Feiran
38 Jebel el Maharrad—"The Mountain of Moses" (West)
39 Jebel el Maharrad—"The Mountain of Moses" (Southeast)
40 The Amalekite Battlefield from the Mount of Moses
41 The Amalekite Battlefield from the Mount of Moses—Showing where the Amalekites lived and where we camped
42 Ruined Stone Houses—Wady Feiran
43 Caves of the Anchorites—Jebel Tahooneh—Wady Feiran
44 A Garden in Wady Feiran, Arab gathering Manna
45 Climbing toward Mount Sinai
46 The Mount Sinai Range, from the West
47 Nubk Hawa—"Pass of the Wind," near Sinai
48 Climbing up Nubk Hawa with Camels
49 The Fountain in Nubk Hawa, with Arab Cameleer drinking
50 Descending Nubk Hawa on Camels, toward Mount Sinai
51 The Mount Sinai Group from above the Plain of Er-Raha
52 A Nawami (Rock) House and Bedouin Camp—Plain of Er-Raha
53 Our Camp at Mount Sinai
54 Convent of St. Katherine and Jebel-el-Moneijah
55 Garden of the Convent of St. Katherine and Jebel-el-Moneijah
56 Visitors being hoisted up the Wall of the Convent of St. Katherine
57 Entrance Gate, Convent of St. Katherine
58 Group of Monks—Convent of St. Katherine
59 Father Gregorian, a Greek Priest—Convent of St. Katherine
60* Manuscript page of the "Tischendorf" *Codex Sinaiticus*, John I
61 Ancient Manuscript of the New Testament—Title page and Portrait of St. John
62* Ancient Manuscript of the New Testament—Chapter I of the Gospel and Portrait of St. Matthew
63* Mosque and Church of the Convent, with the Mount Sinai Group beyond
64 Interior of the Greek Church, Convent of St. Katherine
65 The Convent Court, from the Wall, with Church and Campanile
66 The Plain of Er-Raha from the Convent Campanile
67 The Windlass and Arabs hoisting Visitors up the Convent Wall
68 The Skull of St. Stephen
69 Exit Gate of the Convent, toward Mt. Sinai
70 "Mayan Moosa," the Fountain of Moses—Jebel Moosa
71 Convent of St. Katherine, from the Gorge of Mt. Sinai
72 The Chapel of the Virgin, Exterior—Mt. Sinai
73 The Chapel of the Virgin, Interior—Mt. Sinai
74 The "Shrive" Gate and Steps, Ascent of Mt. Sinai
75 The Second Gateway, Ascent of Mt. Sinai
76 The Good Well, Ascent of Mt. Sinai
77 The Chapels of Elijah and Elisha
78 Interior of the Chapels of Elijah and Elisha
79 Chapel and Mosque, Summit of Jebel Moosa
80 "The Cave of Moses," Summit of Jebel Moosa
81 Jebel Katareena, from the Summit of Jebel Moosa
82* Ras Sufsáfeh, from the Summit of Jebel Moosa
83* The Willow Tree, Junction of Jebel Moosa and Sufsáfeh
84 The Plain of Er-Raha, from the Gorge of Jebel Sufsáfeh

FOR PRICE LIST OF SLIDES SEE PAGE 127.

FROM OCCIDENT TO ORIENT.

A Fresh Volume of Travel, Being a Record of a Nine Months' Tour Through Europe, Egypt, Holy Land, Parts of Asia Minor, and Greece.

BY REV. WM. A. SMITH.

12 mo., 264 pages, bound in neat Red, Blue, and Green Colors stamped in Black and Gold.
Price, postage prepaid, - - - - - - **$1.00 Net.**

CHAPTERS IX AND X.

Have read Chapters IX and X advanced sheets, of Rev. W. A. Smith's volume of travel, describing life and scenes about Naples, Alexandria and Cairo. Two words fitly express the sentiments concerning them, *realistic, charming.*

REV. A. B. SHRADER,
Pastor Evangelical Lutheran Church,
Cedar Rapids, Iowa.

CHAPTERS XI, XII, XIII.

Glancing over the proof-sheets on Egypt and Palestine, I find the charm of "Occident to Orient" is its simple, graphic style. Without parade of scholarship and yet with no lack of it, the story runs on touching just the things, ancient and present, that deserve mention. The author has made a book entertaining as fiction, and of most practical value to students of the Bible as well as all tourists contemplating a like journey.

REV. J. K. FOWLER,
Pastor 2d Presbyterian Church,
Cedar Rapids, Iowa.

CHAPTERS XIV, XV, XVI.

Rev. W. A. Smith's visit to Jerusalem and Judea will hold the reader till his story is told. There is enough of Biblical history to bring out the romance and the reality and prophetic significance of city and town, the walls, gates, pools, tombs, and ruins as they everywhere meet the eyes of the traveler to-day.

The author is the Biblical student, the discriminating critic, the believing Christian, the sympathetic traveler, and the keen observer who will command your attention and intelligence while you follow him through glimpses of the Past and scenes of the Present, of the Old Promised Land.

REV. JAMES MARSHALL, D. D.
President Coe College

CHAPTER XX AND XXI.

"From Occident to Orient" by Rev. W. A. Smith, is a series of happy word pictures of the various scenes and incidents of travel. Personal experiences and observations are happily blended with historical sketches and descriptions of scenery. Those who travel only in books will cheerfully make this journey.

The chapters on Scotland cities, heaths and lakes, with their fragrant memories of covenanters, martyrs and poets, are especially interesting. A remote ancestral line gives me perhaps a special zest in that rugged land and its ancient worthies. In these pages the stirring Past is vividly retouched, the Present is clearly painted; and the whole picture is fresh, attractive and inspiring.

REV. ALEXANDER G. WILSON, D. D.
President Lenox College, Iowa.

The work is well printed on cream tinted paper and contains many attractive and helpful illustrations, not a few of them occupying a full page each. The book is written in easy and natural and therefore very readable style, and as the reader follows the author from one interesting scene to another, he somewhat unconsciously puts himself in the author's place and sees for himself—so deftly has Mr. Smith concealed his story-telling art.—*Cedar Rapids Republican.*

FOR PRICE LIST OF SLIDES SEE PAGE 127.

85 "The Rock of Moses," Summit of Jebel Sufsáfeh
86 Jebel Moosa from Sufsáfeh
87 Jethro's Well, Jebel Susáfeh
88 A Bedouin Shepherdess
89 Shepherd and Shepherdess attending Flocks near Jethro's Well
90 Cave Home of the Shepherds, Mt. Sinai
91 The Bedouin Shepherd Boy (Moses) Musa
92 Bedouin Pasture, Mt. Sinai
93 Up the Gorge of Sufsafeh, toward the Rock of Moses
94 Date and Almond Trees, Oasis at the foot of the Gorge (No. 93)
94½ Almond Tree in Blossom, Oasis at the foot of the Gorge (No. 93)
95 The Plain of Er-Raha from the foot of Sufsáfeh
96 Wady - esh - Sheykh from the foot of Jebel Sufsáfeh
97 Ras Sufsáfeh, from Er-Raha
98 "The Hill of Aaron" or "The Hill of the Golden Calf."
99 The Sinai Valley and Convent, from Aaron's Hill
100 Jebel Moosa and Sufsáfeh, from Aaron's Hill
101 The Sinai Valley, toward the Plain of Er-Raha from Aaron's Hill

ARABIA.

Mount Sinai to Akabah.

102 The Sinai Valley N. E. toward Wady Esh Sheykh, from Aaron's Hill
103 Hazeroth
104 The Nukb, Gorge of Ain Huderah
105 The Well, Gorge of Ain Huderah
106 Fantastic Rock, Wady Huderah
107 Entrance Gates of Wady El-Ain
108 Exit Gates of Wady El-Ain
109 A Pass in Wady El-Ain
110 First Glimpse of the Gulf of Akabah from Wady Wetir
111 The Mouth of Wady Wetir from the Gulf of Akabah
112 Oasis by the Gulf of Akabah
113 "A bit of Color"—Peaks by the Gulf of Akabah
114 Sheykh Mousa and his Camel
115 Our Dragoman and our Sheykh with Camel
116 By Akabah's Rocky Shore
117 The Castle of Kuriyeh—Gulf of Akabah
118 The Site of Ezion-Geber
119 The Village of Akabah and Castle
120 Bedouin Council at Akabah
121 *Breaking Camp at Akabah
122 Sheykh Mousa—The Sinai Bedouin Judge
123 Sheykh Ipnejad—The Akabah Bedouin Judge

Akabah to Petra

124 *Wady Arabah, from Elath
125 Wall of Defence, Wady El Ithm
126 Pass Through Wady El Ithm
127 Mid-day Rest in the "Long Desert"—Group of our party
128 Ruins and Rock of El Guerrah
129 The Sphinx of El Guerrah
130 Four Camels Drinking—The Fight for Water at the Well of Humeiyumeh
131 Group of Moorish Pilgrims en route for Mecca at the Well of Humeiyumeh
132 Rock-House and Pictured-rocks at Humeiyumeh
133 Rock-House and Pictured-Rocks at Humeiyumeh, from another point
134 *Miniature Mountain of Color—Wady Humeiyumeh
135 Rock and "Well of Moses"—Ain Daluga
136 Panorama of Petra, from the East—Sunrise
137 Panorama of Petra, from the Southeast—Early Morn
138 Panorama of Petra and Jebel Haroun—Mount Hor
139 Sunrise on Ancient Edom and an Ancient village
140 *Pool and Ruins of Ain-El-Raga
141 The Gorge of Wady Sik (same as 136 and 137 combined)
142 Barricade of Camels in Battle array—Ain Gazalah, near Petra
143 The Three Tombs—Necropolis of Petra
144 Tomb of the four Pyramids—Necropolis of Petra
145 The Petra Bedouin Guard, at the entrance to the Sik
146 The Buttressed Arch—Entrance to Gorge of the Sik
147 The Buttressed Arch, from inside the Gorge
148 View in the Gorge of the Sik, with Oleanders
149 On the river Sik—Gorge of the Sik
150 First Glimpse of the Kusneh, through the Gorge—Petra
151 The Kusneh, at Petra
152 Group of Bedouin Sheykhs, with Horses and Spears—A Surprise Opposite the Kusneh
153 Preliminary Glimpse at Petra
154 Group of Rock Temples, near the Theater Petra
155 The Petra Theater
156 The "View Magnificent" Petra, from the Theater
157 *Petra—Principal view east from our camp
158 Petra—Principal view west from our camp
159 Sheykh Salim, Chief of the Petra Bedouin and Staff
160 *Our Camp at Petra
161 Temple of the Urn, with Arched Terrace
162 A Color Study—Colonnade of the Temple of the Urn
163 Tombs, Temples and Cliffs--South from the Arched Terrace
164 The Corinthian Structure
165 Temple of the Three Tiers of Columns
166 General view from the west, showing 161, 164, 165, together
167 *The Kasr Faroun and broken Columns
168 The Kasr Faroun—Exterior
169 *The Kasr Faroun—Arched Doorway
170 The Kasr Faroun—Ruined Interior
171 The Temples of Nature and of Edom
172 *Interior of the Temple with Fluted Columns
173 Rock Stairway and Pulpit
174 Pyramid and Ruined Fortress, on the highest Cliff
175 The Sacrificial Altar of Baal and Tanks on the highest Cliff
176 The Ravine of the Deir
177 Interior of a Rock Temple near the Deir
178 The Deir, from the Rock Temple

FOR PRICE LIST OF SLIDES SEE PAGE 127.

Chicago, Sept. 19, 1890.

McIntosh Battery and Optical Co.:

On several occasions I have had the McIntosh Battery and Optical Co. illustrate my lectures. I have found them to be very satisfactory. Their slides are not excelled by any, and their lanterns are of the most improved design.

WM. M. LAWRENCE,
Pastor of Second Baptist Church.

Elwyn, Penn., Sept. 23, 1890.

McIntosh Battery and Optical Co.:

DEAR SIRS: The Stereopticon Views of Scenes in Palestine, and of other localities illustrating the Bible and its truths, have been of incalculable service to me. This system of object-teaching is destined to be introduced as a feature of Sunday evening lectures. Such a method is sure to attract and instruct, and I wonder that its excellence is so tardily recognized.

Every Church will do well to own the apparatus made by the McIntosh Battery and Optical Co., of Chicago. Yours truly,

C. C. SALTER,
Pastor of Bethel Church, Duluth, Minn.

Chicago, Sept. 20, 1890.

McIntosh Battery and Optical Co.:

MY DEAR SIR; I regard your instruments as the very best in the market, and your house as the most reliable in the country. I think the method of illustrating Bible subjects is the surest way of fastening truth upon the minds of the congregation. I can heartily recommend your goods. Yours sincerely,

H. W. BOLTON,
Pastor First M. E. Church.

Heck Hall, Evanston, Ill., Oct. 1, 1890.

GENTLEMEN: This certifies that I have used the Self-Centering McIntosh Lime-Light for Lectures and Sunday School illustrations for some years, and find it clear and beautiful. Have also projected with the McIntosh Light and Lanterns used at the Garrett Biblical Institute, to illustrate for the Palestine Society. It never fails to please. Every Church should own your excellent Lantern.

Yours truly, O. E. MURRAY,
Pastor Wabash Ave. M. E. Church, Chicago.

Chicago, Sept. 22, 1890.

DEAR SIRS: I have been using the Stereopticon Apparatus from the McIntosh Battery and Optical Co., and I endorse it as the best in America. It is unsurpassed for illustration in evangelical work, being an instrument that brings in the masses which we could not reach otherwise. It educates them not only to beautiful, picturesque scenery, but to the Gospel of Christ. Yours truly,

BEN. HOGAN,
Evangelist.

FOR PRICE LIST OF SLIDES SEE PAGE 127.

179 The Deir, Facade
180 Mount Hor from the Deir
181 A Partly Finished Rock Temple, Petra, showing the mode of construction (beginning at the top and working downward)

Petra to Palestine.

182 Pass of the Eh-Dah Kosmonah
183 Pictured Rocks, Kosmonah
184 Ain-El Weibeh, miscalled Kadesh Barnea
185 The Grave of Miriam at Ain-El Weibeh
186 Mountains on Borders of Canaan
187 An Oasis in the Arabian Desert
188 Beautiful Hills near the Oasis
189 The Plain from the Oasis
190 The Departure of our Caravan from Arabia to Palestine
191 *Camp of the Tiyahah Bedouin
192 *Loading a Camel for the March
193 *Head of a Camel, Profile
194 *Head of a Camel, Rear
195 Village of Dhoheriyeh

"The Slides have been very satisfactory and have given pleasure to large audiences."

REV. LEE S. McCOLLISTER,
654 John R. St.,
Detroit, Mich.

Topeka, Kans., Jan. 26, '93.

McIntosh Battery and Optical Co.:
143 Wabash Ave., City.

GENTLEMEN: The tank and saturator I use we got from you a few years ago, and for good light, easy management, and best results all round, I would not take many times its cost, and use anything else.

Yours very truly,
S. G. AKERS,
With K. C W. &. G. Exhibit Car.

"Will T. Norris' Picture Sermons."

GENERAL SUBJECT: "FROM BETHLEHEM TO CALVARY."

No printed sermons furnished.

Sermon No. 1.

Subject: "Childhood of Jesus."

Text: "And thou shalt bring forth a son, and thou shalt call his name JESUS, for he shall save his people from their sins."—Matt. 1:21.

Scenes Presented.

1 Illuminated Text
2 Map of Palestine
3 Nazareth, from Church of the Annunciation
4 Nazareth, exterior of Church of the Annunciation
5 Nazareth, interior of Church of the Annunciation
6 Nazareth, Altar of Church of the Annunciation
7 Nazareth, interior of Chapel of St. Joseph
8 The Annunciation
9 The Field of the Shepherd's Watch
10, 11 Dissolving—The First Christmas Morning
1. Shepherds on the Plain of Bethlehem
2. Vision of the Heavenly Host
12 The Angel appearing to the Shepherds
13 Bathlehem, Day
14 Bethlehem, Night
15 Bethlehem, Street View
16 Bethlehem, Women Spinning
17 Bethlehem, Wood Market
18 Bethlehem, Tomb of Rachel
19 Bethlehem, exterior Church of the Nativity
20 Bethlehem, interior Church of the Nativity
21 The Babe
22 Statuary, Mary and Child Jesus
23, 24 Dissolving — Star of Bethlehem
1. Wise Men
2. Child Appears
25 The Adoration of the Magi
26 King Herod's Temple
27 The Presentation in the Temple
28 The Flight into Egypt
29 The Slaughter of the Innocents
30 The Repose in Egypt
31 Egypt, The Shadow of the Cross
32, 33, 34 Egypt, Dissolving — The Nile Boat
1. Day, uncolored
2. Day, colored
3. Night, "
35 Egypt, A Group of Arab Water Carriers
36 Egypt, The Great Pyramid of Cheops
37 Egypt, The Sphinx and the Pyramids of Meucheres
38 Egypt, The Tree of the Virgin
39 Egypt, Alexandria, Cleopatra's Needle
40 The Return to Nazareth
41 Nazareth, Street View
42 " The Fountain of the Virgin
43 Nazareth, Girls at the Fountain
44 Map of Jerusalem
45 Jerusalem of to-day from Mt. Olivet
46 Jerusalem in her grandeur, day
47 Jerusalem in her grandeur, night
48 Jerusalem, Synagogue, interior
49 Jesus among Learned Men
50 Hymn: "I Love to Tell the Story"

Sermon No. 2.

Text: "The spirit of the Lord is upon me, because he hath anointed me to preach the Gospel to the poor."

Subject: The Early Ministry of Christ.

Scenes presented:

1 Illuminated text.
2 The Plains of Jerico
3 John Preaching in the Wilderness
4 The Jordan—Pilgrim's Bathing Place
5 The Baptism of Christ
6 Christ Tempted by the Devil
7 Cana of Galilee
8 " " " an Orchard
9 The Wedding at Cana
10 Christ Clearing the Temple
11 Calling of Matthew
12 Nabulus, Jacob's Well
13 Joseph's Tomb
14 Mt. Ebal, the Mount of Blessing
15 Mt. Gerizim, the Mount of Cursing
16 Samaria, the Capitol city of the Ten Tribes
17 Samaria, The Church of St. John
18 Samaria. The Old colonnade

FOR PRICE LIST OF SLIDES SEE PAGE 127.

19 Samaritan Houses
20 " Women
21 " Priest
22 Christ and the Samaritan Women
23 Christ in the Synagogue
24 Sea of Galilee near Hot Springs below Tiberias
25 Sea of Galilee at Tiberias
26 Sea of Galilee at Magdala
27 Tiberias, Interior of Jewish Synagogue
28 Christ preaching on the Sea of Galilee
29 Miraculous draught of Fishes
30 Capernaum*
31 Birth of the Jordan
32 Looking up the Jordan
33 Dan, Ruins and Oak
34 Mt. Gilboa
35 Dothan, Scene of the sale of Joseph
36 Ain Jalud, The Fountain of Jezreel
37 Zerin, The scene of Saul's last Battle
38 Shunem, Where the Philistines encamped against Saul
39 Shunem, houses and gardens
40 Shunem, Prickly Pear and Palms
41 Chorazen
42 Ceasarea Philippi, The regions of Peter's confession
43 Ceasarea Philippi, The Castle
44 Ceasarea Philippi, View of Mt. Hermon from Castle
45 Druze, Plowman and team
46 Druze, Shepherd with a Lamb
47 Druze, Mule and Cow team
48 The Miracle of the Loaves and Fishes
49 Christ walking on the waters
50 Christ and the little Children

Sermon No. 3.

Text: "The very works that I do bear witness of me, that the Father hath sent me."—Jno. 5:36 R. V.

Subject: "Christ's Busy Days."

Scenes presented:
1 Illuminated text
2 Christ healing the sick
3 The Sermon on the mount
4 The Light of the World
5 The Pool of Bethesda
6 Christ healing the lame man
7 The Apostles collecting grain on Sunday
8 Nain of Galilee
9 Mary Magdalene repenting
10 Parable of the Sower
11 Christ stilling the storm
12 Resurrection of the daughter of Jairus
13 The healing of the lunatic
14 Bethany
15 The hills about Bethany
16 The ruins shown as the house of Mary and Martha
17 The tomb of Lazarus
18 Women of Bethany
19 Olive trees and the Valley
20 Apostle's spring
21 Christ with Mary and Martha
22 The raising of Lazarus
23 Parable of Prodigal Son, Carousal
24 Parable of Prodigal Son, Swineherd
25 Parable of Prodigal Son, Return
26 The Tribute Money
27 Rich man and Lazarus
28 Christ and the Adulteress
29 Parable of the Pharisee and Publican
30 Parable of the Good Samaritan
31 Arrival at the Inn
32 Christ and the Rich Young Man
33 Who is greatest in the Kingdom of Heaven?
34 The Widow's Mite
35 Christ the Good Shepherd
36 Parable of the Lilies
37 Christ the outcast of the people
38 Parable of the Virgins
39 Mosque of Omar, Day
40 " " " Night
41 Jews wailing place
42 Robinson's Arch
43 Golden Gate, Exterior
44 " " Interior
45 Mt. of Olives
46 " " Jewish Cemetery
47 Mt. of Olives, Russian Church
48 Church of the Ascension
49 Christ weeping over Jerusalem
50 Christ's Triumphant entry

Sermon No. 4.

Text: "Rise up, let us go; lo, he that betrayeth me is at hand."—Mark 14: 42.

Subject: Christ's Last Days.

Scenes presented:
1 Illuminated text
2 Jerusalem, Jaffa Gate
3 " Wood Market
4 Jerusalem, Tower of David
5 Jerusalem. Carpenter Shop
6 Jerusalem, The Dome of the Rock
7 Jerusalem, The Temple area
8 Jerusalem, Leper's quarters
9 Jerusalem. Christian's quarters
10 Jerusalem, Supposed Potter's field
11 Jerusalem, Pool of Siloam
12 Jerusalem, Valley of Jehosaphat
13 Jerusalem, Tomb of Absalom
14 Christ washing Apostle's feet
15 The Last Supper
16 Garden of Gethsemane
17 Prayer and Agony in the Garden
18 The kiss of Judas
19 Christ before Pilate
20 Peter denies Christ
21 The Flagellation
22 Christ crowned with thorns
23 Christ insulted
24 Christ presented to the people
25 Christ overburdened by the cross
26 Christ arriving at Calvary
27 The erection of the cross
28 The Crucifixion
29 Death of Christ
30 The obscuration after Christ's death
31 The descent from the cross
32 The body of Christ enshrouded
33 The body of Christ laid in the tomb
34 Church of the Holy Sepulchre
35 Entrance to same
36 Steps leading to the Dome
37 Tomb of Christ, front
38 " " interior
39 Where the cross was found
40 St. John and the Virgin Mary
41 The first Easter Dawn
42 The Resurrection of Christ
43 The Marys at the tomb
44 The Angel appearing to the Marys
45 Mary Magdalen at the empty tomb
46 "Touch me not"
47 Modern Emmans
48 The journey to Emmans
49 Christ appearing to Thomas
50 The Ascension (mechanical)

FOR PRICE LIST OF SLIDES SEE PAGE 127.

PALESTINE AND SYRIA.

Hebron.

1 The place where Abram dwelt: and David's first capital from the hill south of the city. The mosque is shown over the Cave of Machpelah, and in the foreground the Ancient Pool. The Valley of Eshcol, whence Joshua's spies brought the grapes, on the left

The Ancient Pool, where David hanged the murderers of Ishbosheth

3 Wall of Machpelah

4 The Entrance to the Mosque (once a Christian church) over the Cave of Machpelah, the Sepulcher of Abraham, Isaac and Jacob

5 The entrance-door to the Cave of Machpelah, seen from the roof of the smaller mosque higher up the hill

6 View from a house-top, looking torward Jerusalem. The Cave of Machpelah in the foreground

7 View from a house-top, looking down the road southward to Beersheba and Sinai

8 A vineyard of Eshcol, whence Joshua's spies brought the grapes. In the distance, Abraham's Oak and a vineyard watch-tower

9 Abraham's Oak. A modern oak representing the one under which Abraham dwelt

10* Rhamet-El-Khalil

11* Mosque of the El-Hulhul

12* Tower of Beth Zur

13 On the Road to Jerusalem, El-Burak. The Castle and the Upper Pool of Solomon, from which a great portion of the water supply of ancient Jerusalem was derived

14* Solomon's Pool—Upper

15 Solomon's Pool—Lower

16* Solomon's Pool—Lower Corner

17 The Bab-el-Kahlil, or Joppa Gate, the principal south and western city gate leading to Joppa, Bethlehem and Hebron

18 The Kahn, or roadway inn, outside the Joppa gate

19 The Wood-market A public square between the Tower of David and the English Church

20 The Tower of David, or Tower of Hippicus, now, as formerly, a city stronghold: the Turkish Citadel

21 The Christian Quarter of the city: showing the Church of the Holy Sepulchre, or reputed site of Jesus death and burial. together with the buildings about it

22 The Jewish Quarter of the city: showing the principal synagogues

23 The "Pool of Hezekiah": supposed to be that referred to in 2 Kings 20: 20; 2 Chronicles 32; 30

24 The Protestant Church

25 The Tower of David, with the bell-tower of the Protestant School in the foreground

26 The Church of tne Holy Sepulchre Front view, from the court

27 The Church of the Holy Sepulchre Court and door

28 The Muristan, or ruins of the ancient hospice and Chapel of the Knights of St. John

29 Omar's ancient mosque near the Church of the Holy Sepulchre The Mohammedan authorities prevented the tower of the Church of the Holy Sepulchre from being finished lest it should overtop the minaret of this mosque

30 A carpenter's shop in Christian Street

31 The Via Dolorosa, or street along which Jesus is said to have walked to Calvary

32 The Ecce Homo Arch; or arch over the Via Dolorosa, upon which Pilate is said to have shown Jesus to the multitude when he said "Behold the Man"

33 The Pool of Bethesda; the reputed place where Jesus healed the man who lay waiting for the movement of the waters. In the distance, the Mount of Olives

34 A wall and hedge of prickly pear, near the Pool of Bethesda

35 The Cœnaculum— the interior The reputed upper room, where the Last Supper was celebrated; over the reputed tomb of David

36 The Armenian Convent, said to have been the house of Caiaphas

37 The Jews' Wailing Place, where they lament the destruction of the Temple

38 A group of Jews near the Wailing Place

39 Robinson's Arch; the sole remnant above ground of the bridge leading from the Temple to Mt. Zion

40 The Dome of the Rock over the highest point of Mount Moriah, the site of the Temple

41 The Haram esh-Sherif, or Temple Area, with the Dung Gate View from the north

42 The Modern Government Palace, on the supposed site of the ancient Governor's Palace. View from the Court of the Mosque near by

43 A portion of the Government Palace on the supposed site of the Tower of Antonia

44 The Government Palace looking through the north arch of approach to the Dome of the Rock

45 The stairway and arch of approach to the Dome of the Rock, on the north side

46 The small dome called David's Judgment Seat, near the great Dome of the Rock—Exterior

47 The small dome called David's Judgment Seat—Interior

48 The Dome of the Rock Front—Exterior

49 The Dome of the Rock; Interior — showing the Rock itself, the highest part of Mount Moriah

50 Mosque of Omar—Interior

51 The Saracenic Pulpit in the Temple Area

FOR PRICE LIST OF SLIDES SEE PAGE 127.

52 The Temple Area, looking eastward toward the Mount of Olives
53 The Temple Area, looking northward toward the Government Palace
54 Mussulman, praying in the Temple Area, at noon
55 The Mosque of El-Aksa, on the south-edge of the Temple Area Exterior
56 The Mosque of El-Aksa—Interior
57 The Saracenic Fountain at the Bab-es-Silsileh, or Gate of the Chain
58 Gate of the Chain
59 The Tombs of the Kings; the Stairs and Well
60 The Tombs of the Kings; from the court in front
61 The Tombs of the Kings The Stone which was rolled up to close the Sepulchre
62 The Russian Quarter. outside the walls of the city
63 A peep into the city from over the Damascus Gate
64 Damascus Gate
65 Zion's Gate
66 The city, looking over the wall from the outside, on Zion
67 The Temple Area—Exterior, southeast
68 The Golden Gate, a gate on the east side of the Temple Area, walled up by the Moslems—Exterior
69 The Golden Gate—Interior
70 The Moslem Cemetery, near St. Stephen's Gate
71 The Mount of Olives, from Moslem Cemetery, near St. Stephen's Gate
72 St. Stephen's Gate; the gate which leads to the Mount of Olives, Bethany and Jericho
73 Herod's Gate. A closed gate in an angle of the wall near the Damascus Gate
74 The Cotton Grotto; an ancient quarry beneath the city itself
75 The Grotto of Jeremiah
76 The Mount of Olives, from near St. Stephen's Gate; showing Gethsemane
77 The Dome of the Church (now Mosque) of the Ascension, of the Mount of Olives
78 The Chapel of the Lord's Prayer, on the Mount of Olives
79 The Chapel of the Ascension, on the Mount of Olives
80 The Muezzin's Call to Prayer, Minaret of the Mosque at the summit of the Mount of Olives
81 The Valleys of Jehoshaphat and Hinnom, with the Mount of Offense and the Mount of Olives on the left, and a corner of the city wall on the right
82 The City from the Mount of Olives; south end
83 The City from the Mount of Olives; center
84 The City from the Mount of Olives; north end
85 The Hill of Scopus, whence the invading armies made their appearance against the city
86 The supposed Upper Pool of Gihon, whose waters Hezekiah brought into the city
87 Lepers' Quarters and Hospital, near the Upper Pool of Gihon
88 The supposed Lower Pool of Gihon. the 'Ain-es-Sultan
89 The Valley of Hinnom, from the Lower Pool of Gihon
90 The Hill of Evil Counsel; supposed to be the scene of Solomon's idolatries
91 The lower part of the Valley of Hinnom, from the Rock-Tomb (Aceldama) above
92 The supposed Potter's Field, which was purchased with Judas Iscariot's thirty pieces of silver. Rock Tombs, with Steps
93 The Kidron Valley, from the supposed Potter's Field
94 The supposed Potter's Field, from the valley below
95 En Rogel, the boundary of Judah and Benjamin
96 En Rogel and the Hill of Evil Counsel
97 The modern village of Silwan (Siloam), on the site of the ancient Jewish burial-place
98 Isaiah's Tree. A mulberry tree supposed to mark the site of Isaiah's martyrdom
99 The Pool of Siloam
100 Another view of Silwan (Siloam) and its Gardens
101 The Valley of Jehoshaphat, looking north from the village of Silwan. The Tombs of Absalom, Zacharias and James on the right, the City Wall on the left
102 Mount Moriah, from the village of Siloam
103 The so-called Tombs of Zacharias and James, in the Valley of Jehoshaphat
104 The so-called Tomb of Absalom
105 The Valley of Jehoshaphat, from the Tomb of Absalom, looking north
106 The Mount of Olives, from the Golden Gate
107 The Valley of Jehoshaphat, from Gethsemane
108 The Chapel of the Virgin, in the Kidron Valley, with the Entrance to the Grotto of the Agony
109 The Garden of Gethsemane
110 The Agony, a sculpture by Canova (Gethsemane)
111 The Garden of Gethsemane, from above, looking southwestward
112 The Garden of Gethsemane, from above, looking northwestward; showing the road up to St. Stephen's Gate, and the Chapel of the Virgin
113 View from the Grotto of Jeremiah
114 View of the Mount of Olives from the Grotto of Jeremiah
115 The Grotto of Jeremiah
116 The Road to Mar Saba Convent and the Dead Sea
117 Bethany, from the hill above
118 Bethany, with the Dead Sea in the distance
119 The Hills about Bethany
120 Bethany. The Ruin shown as the House of Mary and Martha
121 Bethany. The reputed Tomb of Lazarus
122 Bethany. The modern building shown as the House of Mary and Martha
123 Bethany. Women of Bethany

Bethlehem.

124 The Tomb of Rachel
125 The town from the Church of the Nativity.

FOR PRICE LIST OF SLIDES SEE PAGE 127.

THE WILSON LANTERN JOURNEYS.

A SERIES OF DESCRIPTIONS OF JOURNEYS AT HOME AND ABROAD—FOR USE WITH THE MAGIC LANTERN.

PREFACE TO VOLUME III.

The two volumes of Descriptions which I have already had the pleasure of preparing, have met with such favor that I am induced to follow with a third. This time I am enabled to describe the product of my own camera; for during the first half of last year—1882—I visited Egypt, Palestine, Syria, the Sinai Peninsula, and Arabia Petra. I conducted the largest photographic expedition that was probably ever known. And as a result, I brought home a series of Oriental Views new and unattainable heretofore. And now, since they are ready to do their work, I proceed with the next duty of supplying descriptions for the information and help of those who wish to enjoy and share the pleasures of my wanderings.

The work cost many a long, hard and perilous journey, but it also gave me many happy days, when I wished that everybody might see and know all that I saw and learned.

The contents at this date—November, 1883—will include only the descriptions of the last part of the route named above; but I hope as time permits to follow with descriptions of the rest, and fill up the volume to its proper size. Meanwhile, I hope what has been written will be found useful and acceptable.

EDWARD L. WILSON.

Philadelphia, November, 1883.

THE PRICE OF EACH VOLUME IS NET $2.00.

☞THESE LITTLE BOOKS ARE OF MATERIAL ASSISTANCE IN PREPARING YOUR LECTURE.☜

FOR PRICE LIST OF SLIDES SEE PAGE 127.

126 The Church of the Nativity
127 The Stairway descent to the reputed Birthplace of Jesus
128 The Field of the Shepherds' Watch
129 Way to the Dead Sea. The Convent of Mar Saba—Interior
130 Way to the Dead Sea. The Convent of Mar Saba—Exterior
131 The Dead Sea, looking westward
132 The Dead Sea, looking toward Moab
133 The Dead Sea. Hot Lunch Tent
134 The Jordan. The Pilgrims' Bathing Place
135 The Jordan. The "Stormy Banks"
136 Jericho. The reputed House of Zaccheus
137 Jericho. The Plains of Jericho
138 Jericho. The Fountain of Elisha
139 Jericho. The town and the Mount Quarantana, the reputed place of Jesus' temptation
140 Bethel. Jacob's Dream
141 Bethel. The Tower
142 Bethel. View of the town from the Tower
143 Bethel. View looking toward Jerusalem
144 Shiloh. The place of the Tabernacle in the times of the Judges—The ruined Sanctuary
145 Shiloh. Door of the ruined Sanctuary
146 Shiloh. The Grave of Deborah

Shechem.

147 Nablus. Jacob's Well
148 Joseph's Tomb
149 Mount Ebal, the Mount of Blessing
150 Mount Gerizim, the Mount of Cursing; the Samaritan's Sacred Mountain
151 Jacob's Tower
152 Samaritan Houses
153 Samaritan Women
154 Samaritan Priest, with the Roll of the Samaritan Pentateuch
155 Group of Lepers
156 Samaria. The Capitol City of the Ten Tribes
157 Samaria. The Church of St. John
158 Samaria. The Old Colonnade
159 Jenin. En Gannim, a Levite city in the Land of Issachar. The Mosque, with Palms
160 Jenin. En Gannim. The village as seen from the Mosque
161 Mount Gilboa, and the Well. The region of the Last Battle of Saul and Jonathan, and of their death
162 Dothan. The plain where Joseph's brothers kept their sheep; and where they sold Joseph
163 'AinJalud. The Fountain of Jezreel
164 'AinJalud. The Stream of the Fountain of Jezreel, looking toward the Jordan
165 Zerin. The Ancient Jezreel, the scene of Saul's last battle with the Philistines, and of his death. The Tower. Also, the residence of Ahab and Jezebel
166 Jezreel. The Plain of Jezreel or Esdraelon, as seen from the Tower
167 Shunem, where the Philistines encamped against Saul; and Little Hermon, where the Midianites encamped before they were defeated by Gideon
168 Shunem Houses and Gardens
169 Shunem. Prickly Pear and Palms
170 Nain, where the Widow's Son was raised to life by Jesus; and Mount Tabor, a traditional site of the Transfiguration
171 Nazareth. From the Church of the Annunciation
172 Nazareth. The interior of the Church of the Annunciation
173* Nazareth. Altar of the Annunciation
174 Nazareth. The interior of the Chapel of St. Joseph
175* Nazareth. A Street View
176 Nazareth. The Fountain of the Virgin. The place where Mary and Jesus must have gone for water
177 Nazareth. Nazarene Girls at the Fountain of the Virgin
178 Mount Tabor. Relics of the Crusaders at the summit
179 Mount Tabor. Jewish Moat and Wall
180* Endor, from Mount Tabor
181 The Sea of Galilee, near the hot springs below Tiberias
182 The Sea of Galilee. Tiberias
183 The Sea of Galilee. Tiberias. The interior of the Jewish Synagogue
184 The Sea of Galilee. Magdala
185 Magdala and the plain
186* Capernaum
187 The Sea of Galilee. 'Ain et-Tin. A possible site of Bethsaida
188 The Sea of Galilee. 'Ain et-Tabighah. The supposed site of Bethsaida.
189 Chorazin. Kerazeh
190 The river Hasbany, one of the Jordan tributaries, and Bridge
191 The Fountain of Dan. Tell el-Kadi. One of the sources of the Jordan
192 Dan. Tel-el-Kadi. Ruins and oak.

Banias.

193 Cæsarea Philippi. The region of Peter's confession
194 Cæsarea Philippi. The Castle
195 Cæsarea Philippi. The Jordan at one of its sources
196 Cæsarea Philippi. One of the sources of the the Jordan
197 Cæsarea Philippi. Ancient shrines
198 Cæsarea Philippi. The Castle; another view
199 Cæsarea Philippi. The Castle; another view
200 Cæsarea Philippi. View of Mount Hermon from the Castle
201 View of Mount Hermon from the Damascus road
202 Druze Plowman and team
203 Druze Shepherd, with a lamb
204 Druze mule-and-cow team

Damascus.

205 Olive orchard
206 The scene of St. Paul's conversion
207 The scene of St. Paul's escape
208 The House of Naaman, the Leper
209 A view within the city
210 A house on the wall, showing how Paul might be let down in a basket
211 The Ancient City Wall
212 The East Gate
213 The Street called Straight
214 A covered portion of the Street called Straight
215 A Garden on the Abana River
216 A Café, or coffee house
217 The Gate of Peace
218 The House of Ananias

FOR PRICE LIST OF SLIDES SEE PAGE 127.

219 The Weaver's Shop, near the house of Ananias
220 A shop and bazaar
221 The city from a house-top
222 The Grand Mosque
223 The Grand Mosque. The Minaret of Jesus
224 The Grand Mosque Gateway
225 The Interior of the Kubbet, or Dome of the Grand Mosque
226 View of the old and the new city from the Minaret of the Grand Mosque
227 Another view from the Minaret of the Grand Mosque
228 The Presbyterian Mission School for Boys
229 The Presbyterian Mission School for Girls
230 A native family at home
231 The interior of a Jewish residence
232 The interior of the Harem of Assad Pasha
233 The Palace Court of Assad Pasha
234 House of Stambouli Pasha; the Court
235 House of Stambouli Pasha; the Salon
236 Damascus to Beirut. El-Fijeh, a fountain source of the Barada, or ancient Pharpar
237 Damascus to Beirut. Suk Wady Barada, or Pharpar River. The Bridge and Cascade
238 Damascus to Beirut. Suk Wady Barada. The Pharpar River. The Cascade from the Bridge
239 Damascus to Beirut. The Pharpar River. The Roman Road

Baalbec.

240 Birth of the River Abana, near Baalbec
241 Baalbec, general view
242 Baalbec (modern), Statue of the Sun
243 Interior of the old Mosque
244 The Circular Temple
245 Temple of the Sun
246 Temple of the Sun. Slipped Keystone
247 Fallen Cornice and Capitals. Temple of the Sun
248 Details of Roof Decoration
249 Temple of the Sun and Leaning Column
250 Temple of the Sun and Leaning Column
251 Temple of the Sun. Interior
252 Details of Capitals. Temple of the Sun
253 Baalbec (Modern), from Temple of the Sun
254 The Great Court, from Temple of the Sun
255 Temples of the Sun and Baal
256 Temple of Baal
257 Temple of Baal; details
258 Niche, west side of Great Court
259 Temple of Baal, through a breach in the wall of the Great Court
260 Cyclopean Stones in the wall of Great Court
261 The Quarry and cyclopean stone
262 Our Tent, interior, at Baalbec
263*Abdullah, our Steward, at length
264 Abdullah, King of Custards
265 Hahna, Prince of Muleteers
266 Hadaiyah, King of Dragomen
267 Fifteen minutes with a Donkey (a regular wrestle)
268 The Donkey conquered
269 Concocting a kick (Donkey)
270 A picturesque profile (Donkey)
271*Models of Meekness (Donkeys)
272 Our Baby of the Rock (Donkey and Dam)
273 Lebanon to Anti-Lebanon; Mount Hermon

Zahleh.

274*Valley of Zahleh, from the east
275 Zahleh, from the Girls' School
276 Home of Rev. Gerald Dale, Jr.
277 Boys' High School
278 Girls' High School

Beyrout.

279 Music Garden
280 Street view and wall of Flowers
281 Toward the Sea
282 Toward Lebanon
283 Mrs. Mott's School and Arabic Building
284 Presbyterian Church, Memorial Hall and Girls' Seminary
285 Dale Memorial Hall, Interior
286 Native Students, Female Seminary
287 Residence of Rev. Dr. Bliss (Marquand House)
288 Preparatory Department, Syrian Protestant College
289 Syrian Protestant College
290 Students from Zahleh, Syrian Protestant College
291 Medical Department, Syrian Protestant College

Joppa.

292 Joppa, from the Steamship
293 Joppa, from the shore
294 House of Simon, the Tanner
295 Native Protestant School (English)
296 Nazleh and Mermon, Pets of the Mission
297 Port Said; march of civilization
298 On the Suez Canal, Port Said
299 An Oriental conundrum (a donkey with sewed ears)
300 Aboard ship for home, Port Said

FOR PRICE LIST OF SLIDES SEE PAGE 127.

Oskaloosa, Ia., Sept. 22, 1890.

McIntosh Battery and Optical Co.:

GENTLEMEN: I can heartily endorse your Apparatus and Slides, and as an Evangelist that has used an Illustrated Gospel of Bible Pictures can say that it is one of the great means, with God's blessing, of the day for reaching the unsaved, and to get a hearing from the Christian people. Also have met with great success among children, by means of it.

Respectfully yours, A. E. KEABLES,
The Picture Evangelist.

Chicago. Sept. 18, 1890.

McIntosh Battery and Optical Co.:

This is to certify that I have used many kinds of Stereopticons, of different makes, and when I saw the plans for the Chicago Model, I ordered it at once, and obtained the first one completed. Since then I have used it many times with perfect satisfaction. It has never disappointed me. It is light, easily set up or packed, easily adjusted, raised or depressed, and by far the most complete, durable and compact instrument I have known.

JOHN O. FOSTER,
Pastor State St. M. E. Church.

Chicago Ill., Sept. 19, 1890.

McIntosh Battery and Optical Co.:

DEAR SIRS: Being quite familiar with your lantern and slide department from a year or more of practical experience, I am glad to say that in my opinion your Stereopticons and stock of Slides are equal if not superior to anything of the kind in the country.

As to the value of Bible or other teaching, by the aid of Stereopticon illustration, there can be no doubt. I am entirely satisfied that it will soon find a large place in the Sunday School and the pulpit.

Sincerely yours, S. M. DAVIS,
(Former) Pastor Wabash Ave. M. E. Church, Chicago.

The following was written to a friend by the Rev. Martin L. Williston in reply to an inquiry as to his experience with a McIntosh Stereopticon.

Chicago, Sept. 23, 1890.

MY DEAR FRIEND: I am glad of the opportunity to say a good word for the McIntosh outfit for Magic Lantern work. After several years' experience on the lecture platform and the most thorough test with the Stereopticon, I am ready to pronounce the McINTOSH intruments unsurpassed in every respect. If they are equalled, I have yet to see the instance, and I have been a careful observer. Nothing could induce me to give up the Ether Saturator; its convenience makes it vastly the superior of the Hydrogen Cylinder, and it is a positive blessing to any one who would otherwise be plagued with a clumsy second gas-bag. The light produced by the "Saturator" is unmistakably better than that from the Hydrogen sack or cylinder.

I find the work put into all the McIntosh goods to be done "upon honor;" what the firm says can be trusted, and the splendid reputation it enjoys has been honorably gained.

Very sincerely yours,
MARTIN L. WILLISTON.

FOR PRICE LIST OF SLIDES SEE PAGE 127.

SINAI AND PALESTINE.

Sinai.

1 Marah, the Israelitish Station
2 Elim (Wady Ghurondel)
3 The Wilderness of Sin
4 Written Valley (Wady Mukatteb)
5 Written Valley, Inscriptions in
6 Rephidim, Wilderness of Paran
7 Paran, Ruins of Ancient City
8 Paran, Encampment in
9 Paran, Wild Palms
10 Mount Serbal, from Wady Sherah
11 Mount Serbal (probably the "Mount of God")
12 Mount Serbal, Fine Evening Effect
13 Sinai, Range of Mountains
14 Mount Horeb (Ras Susafeh)
15 Plain of the Assemblage, from the Convent
16 Convent of St. Catharine, Mount Horeb
17 Hazeroth (Huderah)
18 Defile near the Red Sea
19 Graia, on the Red Sea, near Ezion-Geber
20 Wady El Ithm, Encampment Under Shittim Trees

Petra.

21 View in the Desert, near Petra
22 Ruins in the Desert, at Humeiyeh
23 Approach to Edom, with Mount Hor
24 View in the Necropolis
25 View in the Necropolis, with Ancient Masonry
26 Arch over the Ravine
27 Splendid Rock Temple, "El Khusne"
28 Bold Rocks, West End of the Sik
29 Site of City
30 Rock Caves (probably Tombs)
31 The Theater
32 The Western Boundary
33 Temple on South Cliff
34 Western Cliffs
35 Fine Rock Temple, "El Dier"
36 Mount Hor, from "El Dier"
37 Hill of the Canaanites, near Kadesh Barnea
38 Hebron with Mosque over Cave of Machpelah
39 Well of Beersheba
40 Bethlehem, from Latin Convent
41 Bethlehem, Church of the Nativity (interior)
42 View between Jerusalem and Jericho.
43 Plain of the Jordan
44 Fountain of Jericho
45 Wilderness of Engedi, Convent of Mar Saba
46 Wilderness of Engedi, Convent and Ravine

Jerusalem.

47 General View from Mt. of Olives
48 General View from Mt. Scopus (or Mispeh)
49 View from "Well of En Rogel"
50 View from "Hill of Evil Counsel," with Mount Zion
51 View with Siloam and Mount of Olives
52 View from Mount Zion, with Mosque of Omar
53 Pool of Hezekiah, Church of the Holy Sepulchre, etc.
54 View from the Walls, looking East
55 Valley of Jehoshaphat, Tomb of Absalom, etc.
56 Well of En Rogel
57 Garden of Gethsemane, and Mount Olives
58 Village of Siloam and Valley of the Kidron
59 Pool of Siloam
60 Wall of Wailing
61 Church of the Holy Sepulchre, Facade
62 Mosque of Omar, from South
63 Mosque of Omar
64 " "
65 " " view in the Court, with
66 Saracenic Pulpit
67 Mosque of Aksa, formerly a Christian Church
68 Mosque of Aksa
69 The Golden Gate
70 Bethany
71 Bethel
72 Shiloh (Seilum)
73 Shechem (Nablus) between Ebal and Gerizim
74 Shechem, Jacob's Well, with Group of Arabs
75 Samaria, distant view
76 " Ruins of Church of St. John
77 Plain of Esdraelon
78 Nazareth, from the West
79 Nazareth, showing Well of the Virgin
80 Mount Tabor
81 Mount Carmel. The Convent
82 Old Tyre
83 Ruins of Tyre
84 Tiberias and Sea of Galilee
85 Site of Capernaum, Sea of Galilee
86 Site of Bethsaida—Sea of Galilee
87 Caesarea Philippi (Baneas)—Roman Ruins
88 Baneas, Source of the Jordan
89 Phœnician Temple at Hibbaryeh, near Baneas
90 Mount Hermon—A Charming Picture
91 Damascus—Distant View
92 Damascus—Ancient Great Mosque
93 Damascus—Waterfall on the Abana
94 Baalbec—General View and Lebanon Range
95 Baalbec—The Circular Temple
96 Baalbec — Sculptured Doorway with Slipped Keystone
97 Baalbec—Great Pillars
98 Cedars of Lebanon, and Lebanon Range
99 Cedars of Lebanon—Old and Young Trees
100 Cedars of Lebanon (upright view)

Athens.

101 General View, with the Acropolis
102 General View, with Mars' Hill
103 The Acropolis—Parthenon on the Summit
104 The Parthenon, from E. (Built B. C. 435)
105 Parthenon, from N. E.
106 The Propylaea
107 The Erectheum
108 Temple of Victory
109 Sculptures of the Wingless Victory
110 Temple of the Winds
111 Arch of Adrian and Temple of Jupiter Tonan
112 Temple of Jupiter Tonans (Built B. C 530
113 Theatre of Bacchus (Constructed B. C. 500
114 Theatre of Bacchus —State Chair
115 The Modern City, from the Acropolis
116 Sculptures in the Museum—"Apollo"
117 Sculptures in the Museum—"Conversation of Neptune"
118 Smyrna—General View
119 Corinth—Ruins of Temple of Minerva

FOR PRICE LIST OF SLIDES SEE PAGE 127.

TESTIMONIALS.

CHICAGO, ILL., NOV. 1, 1889.

To whom it may concern:

I have obtained thousands of slides—plain, colored, mounted, slip slides, dissolving views and all kinds of specimens of this wonderful work from the McIntosh Battery and Optical Co., 143 Wabash Ave., Chicago, and know these views to be of the finest in the market.

I have used all kinds of lanterns, and know of none of better quality every way, than those made by this firm. For many months in my mission work in Chicago I used their complete outfit, and always had the best results. The gas made by this house is of the cleanest and purest kind, and their cylinders are unrivaled. The limes are the best we have ever found, and always give satisfaction. We are well acquainted with all the great lantern firms in our country, and believe that none can give a better equivalent for your money than this solid and reliable house. They have experts for all their special departments, and men who are trained and educated for the work.

JOHN O. FOSTER, Pastor State Street M. E. Church.

We give the following from *Dunn's Quarterly*, a Chicago magazine for Sunday school concert exercises.

THE MAGIC LANTERN.

The magic lantern has come to stay. It has been laughed out, voted out, gone out, come back, doubled, tripled, and dissolved. It has been furnished with mounted slides, colored Slides, revolving slides, aquariums, electrical appliances, growing trees, salamander experiments, pulsation of heart-beats, flowering plants, rain and snow storms, hail, frosts, flowing streams, rolling seas, tossing ships, blue skies, night owls, sunbursts, ghosts, armies in battle, dying heroes, cities, countries, specters, clouds, stars, mountains, fauna, flora, the microscopic world enlarged a million times, caves, grottos, panoramas and cycloramas, all on the screen large as life, natural as life, and full of truth and exactness.

Pictures delight the children; they educate, please, instruct, entertain, and if well arranged and well presented, are just the thing for a pure, harmless and cheap entertainment. We have tried the experiment many times, and always had success.

Published by W. P. DUNN & Co., 167 Adams Street.

WEST SIDE PUBLIC SCHOOLS, FRANK H. HALL, Supt.
AURORA, Ill., November 29, 1889.

McIntosh Battery and Optical Co.:

Your burner with ether saturator gives as fine a light as I have ever seen. I have now used it three times, and it has given no trouble whatever—not a flicker in the light from the beginning to the close of an entertainment. Yours, &c.,

FRANK H. HALL.

OFFICE OF R. H. LAMOREUX, DEALER IN DRUGS AND STATIONERY,
SAC CITY, Iowa, December 22, 1887.

McIntosh G. and F. B. Co., 141 Wabash Ave., Chicago:

DEAR SIRS—The Saturator received in due time, and its performance pleases me greatly. It is a very great improvement over every other form of light for projection. Yours truly,

G. D. SITZER.

CHICAGO, Nov. 26. 1889.

McIntosh Battery and Optical Co., 141 Wabash Ave., City:

GENTLEMEN—I have been using your Sciopticon for several months and have used it with ether-oxygen light, manufacturing my own oxygen, and can say that it is perfectly satisfactory in every respect. We regard it as superior to the oxy-hydrogen light.

Yours very truly, J. STANLEY GRIMES,
Evanston Ill.

CHICAGO, Nov. 20. 1889.

McIntosh Battery and Optical Co., 141 and 143 Wabash Ave., City:

GENTLEMEN—After having used your Chicago Model Stereopticon for some time, during which I have thoroughly tested the instrument, I am compelled to express to you my thanks for having persuaded me to use this instrument. It is in every respect a most practical and useful apparatus, giving a clear, large and well-expressed picture. More especially am I pleased to find that the instrument will span with ease the distance of 110 feet.

Yours very truly, HAMILTON LECTURE CO.
Per J. B. HAMILTON.

FOR PRICE LIST OF SLIDES SEE PAGE 127.

FOREIGN LECTURE SETS.

Slides cannot be selected from the sets on index page iv. Each set must be sold in its entirety. For "Domestic Lecture Sets," the slides of which can be furnished separately, see index page iii.

All slides of these sets are plain (uncolored) except when otherwise stated. If any are desired colored, they will have to be colored after order is given, taking about three weeks' time, and costing $1.00 each additional, and same cannot be exchanged. Readings are supplied with these sets at 25 cents each net.

Many of the slides from which these sets are made up will be found in the "General List of Slides" under their respective headings and can be ordered separately.

STANLEY IN AFRICA.

From illustrations in the "London Graphic," and the "London News."

42 Views with Lecture, $21.00.

1 Introduction
2 Group of Officers
3 King of Belgians and Emin Pasha
4 Map
5 Transferring Passengers to Congo River Boat
6 Tippoo Tib
7 En Route to Leopoldsville
8 Arabs Raiding a Native Village on the Aruwimi
9 Stanley Giving Final Instructions to Major Barttelot
10 Foraging for Supplies
11 The Vanguard Attacked by Forest Dwarfs
12 Lieutenant Stairs wounded by a Poisoned Arrow
13 Dr. Parke Sucking the Poisoned Wound
14 Vanguard Marching through the Forest
15 Lieutenant Stairs Charged by Wounded Elephant
16 Scaring Elephants in Banana Grove
17 Forest Dwarfs Eating Snakes
18 Skeletons of Man, Dwarf and Gorilla
19 Carrying Steel Boat through the Forest
20 Stanley Showing his Followers the Promised Land
21 End of the Great Forest
22 Starvation Camp
23 Our First Meeting with Mazamboni's People
24 Burning of Mazamboni Villages
25 First View of Lake Albert Nyanza
26 Fort Bobo
27 Emin Pasha Crossing Albert Nyanza
28 The Meeting of Emin and Stanley
29 Mountains of the Moon
30 Mountains of the Moon, Discovered by Stanley
31 Types of Emin Pasha's People
32 Execution of Soudanese Mutineer
33 Native School Children Singing National Anthem
34 Stanley's Caravans with Emin Pasha, at Masabala
35 Last Camping Ground
36 Stanley's Return to Civilization
37 Stanley's Farewell to Africa
38 Emin Pasha's People at Home
39 Stanley at Shepherd's Hotel at Cairo
40 Stanley at Albert Hall
41 Miss Dorothy Tennant
42 Wedding of Stanley at Westminster Abbey

A THOUSAND MILES UP THE CONGO.

50 slides $25.00, with Reading.

1 Map of Congo River
2 Bannana at mouth of river
3 Hill near Vivi, where Stanley built his first house
4 River at Nzadia Kimbedinga
5 Rock scenery at Nzadia *Kimbedinga*
6 Precipice near Yalala Falls
7 View showing uneven country
8 Mpoza river and Caravan crossing
9 Native village
10 Mission house at Palabala
11 People gathered to hear the preaching of the gospel
12 King Makokola
13 Lukungu carrier
14 Native woman and child
15 " " in full dress
16 Boy trained in the Mission school
17 Nkimbo man

FOR PRICE LIST OF SLIDES SEE PAGE 127.

18 Women going to their gardens
19 Grave of a king
20 " " prince
21 Natives digging a grave
22 Horrible scene by the wayside
23 Rock scenery
24 In the grass jungle
25 Luema river and ford
26 Mangrove Tree
27 Cactus Tree
28 Native bridge
29 Oil Palm showing fruit
30 " " with native climbing
31 Bayobab Tree
32 River bed in dry season
33 "Henry Reed" steamer
34 Stanley pool
35 Bianzi native
36 Bangalla woman
37 Bianza house decorated with human skulls
38 Bianza grave
39 Grave of a king
40 Beheading the slave
41 Mode of warfare
42 Goat house
43 Fowl house
44 Valangi
45 Dead elephant
46 Native pipes
47 Pottery
48 Musical instruments
49 Ant hill
50 Cobra, or Naia

Modern Egypt and Its People.

50 slides, $25.00.

With Printed Descriptive Lecture.

1 Introductory—Egypt
2 Alexandria
3 Plan of Ancient Alexandria
4 Pompey's pillar
5 The Grand Square
6 Present site of Pompey's pillar
7 Mahmudiyah Canal
8 Port Said
9 Lesseps' Place
10 Portrait of Count Lesseps
11 Kantara
12 Ismailia
13 Ship passing through the Canal
14 Suez—Entrance to Canel
15 Cairo—General View
16 The Market Place
17 Street Scene—Donkey Boys
18 Fanatic preaching to the people
19 Professional Beggar
20 Water Carriers—Group
21 Camels
22 Camel Drivers—Group
23 The Fellaheen (Peasants) Group
24 Wool Spinners—Group
25 Egyptian Mechanics—Group
26 Egyptian Woman and Child
27 Bedouin Sheik
28 Bedouin Women
29 Miss Whateley's Arab School—Group
30 Miss Whateley's Medical Mission—Group
31 Dervishes—Group
32 Dervishes Dancing—Group
33 Arab Cafe—Group
34 Arab Shop
35 Bridal Procession — Group
36 A 12-year old Bridegroom—From Life
37 Boy, Mother and Nurse —Group
38 Khedive's Palace
39 Old Cairo
40 Pyramids
41 Libyan Desert and Camels
42 Nile Scenery
43 Rock Tombs
44 Road to the Tombs of the Kings—Thebes
45 Mummies
46 Irrigation of Land
47 Arab Villagers
48 Nubians—Group
49 First Cataract
50 Dahabeah—Home

China and the Chinese.

60 slides, $30.00.

With printed descriptive Lecture.

1 Map of China
2 Great Wall of China
3 Western Gate, Pekin
4 Temple of Heaven, Pekin
5 Theatre at Tien Tsin
6 Playing at Shuttlecock with the feet
7 Raree Show
8 Chinkiang—General View
9 Chinkiang—The Bund
10 Silver Island
11 City of Nankin
12 Confucian Temple, Nankin
13 Porcelain Tower, Nankin
14 Avenue of Stone Warriors
15 Ming Tombs
16 A Chinese Soldier
17 Mandarin and Family
18 Mandarin in Official Robes
19 Mandarin's Wife and Child
20 Dinner at Mandarin's House
21 Cat Sellers
22 Rice Sellers
23 A Frog Catcher
24 A Tautai
25 Punishment of the Bastinado
26 Little Orphan Island
27 Gun Boat Station
28 Pagoda, Kieu-Kiang
29 I-Chang-Foo
30 Hankow—The Bund
31 Pagoda at Hankow
32 Consulting the sticks of Fate
33 Sorting Silk Cocoons
34 Dyeing and Winding Silk
35 Landing Place, Tea District
36 Roadside Temple
37 Roadside Inn
38 Hamlet in Tea District
39 A Tile Works
40 Yang low Doong
41 Curling the Leaf
42 Picking the Tea
43 Winnowing the Tea
44 Sifting the Tea
45 Packing the Tea
46 Papering Brick Tea
47 Packing Brick Tea
48 Entrance to City of Amoy
49 A Chinese Merchant
50 A Comprodore
51 A Bookseller
52 An Itinerant Barber
53 Porter with Flowers
54 A Watchman
55 A Street in Canton
56 A Cantonese Married Woman
57 A Marriage Procession
58 Opium Smoking
59 Hong Kong
60 Concluding Slide

Egypt.

60 slides, $30.00.

With printed descriptive Lecture,

1 Introductory
2 Alexandria, We land
3 Alexandria, Pompey's Pillar
4 Alexandria, Cleopatra's Needle
5 Cairo, Road to the Citadel
6 Cairo Lattice Windows
7 Cairo, View from the Citadel
8 Cairo, Tomb of the Mamelooks
9 Cairo, Tomb of the Caliphs
10 Cairo, Mosque of Mohammed Ali
11 Cairo, Fountain in the Mosque
12 Cairo, Heliopolis
13 Cairo, Suez Canal
14 Cairo, Prince of Wales' Palace
15 Cairo, Pyramids, crossing the Nile
16 Cairo, View of Pyramids and Sphinx
17 Cairo, Section of Pyramid
18 Cairo, Ascent of the Pyramid
19 Map of Egypt
20 Nile, The Dahabeah, exterior
21 Nile, The Dahabeah, interior
22 Nile, A Cargo Boat
23 Nile, Pyramids of Sakara
24 Beni Hassan
25 Beni Hassan, Sculptures
26 Siout
27 Nile, Water raising

FOR PRICE LIST OF SLIDES SEE PAGE 127.

28 Abydos
29 Abydos, Sculptures
30 Dendera, General View
31 Dendera, Porch of the Temple
32 Thebes, Plan of the Ruins
33 Thebes, Plan of a Temple
34 Thebes, Memnonium, East Gate
35 Thebes, Colossi
36 Thebes, Medinet Abou, from Northwest
37 Thebes, Medinet Abou, Hall of Columns
38 Thebes, Medinet Abou, Christian Church
39 Thebes, Luxor
40 Thebes, Approach to Karnac
41 Thebes, Karnac, Central Avenue
42 Thebes, Karuac, Hall of Columns
43 Thebes, South Wall of Court of Sheshonk
44 Thebes, Cartouche of Rehoboam
45 Esneh
46 Edfou
47 Koum Ombou
48 Assouan, Isle of Elephantine
49 Philæ, Pharaoh's Bed
50 Philæ, Great Propylon and Outer Court
51 Philæ, Colonnade of Temple of Isis
52 Philæ, View of foot of Cataract
53 Philæ, View of, from Biggeh
54 Philæ, Biggeh and Nubians
55 Philæ, View of, looking North
56 Nubia, Palm and Nubians
57 Nubia, Arab at Prayer
58 Nubia, Rock Temple at Kalabsee
59 Nubia, Ipsamboul, Small Temple
60 Nubia, Ipsamboul, Great Temple

Route to India.

56 slides, $28.00.

With printed descriptive Lecture.

1 Map of Europe, showing routes
2 Serapis
3 Gibraltar
4 Malta
5 Castellamare, Brindisi
6 Acropolis, Athens
7 Port Said
8 El Kantara
9 Sphinx and Great Pyramid
10 Aden
11 Somala Boys diving
12 Map of India, showing route
13 Bombay, the Mazagon Road
14 Bombay, Fort and Esplanade
15 Snake Charmers
16 Caves of Elephanta
17 The Prince Dining in the Caves of Elephanta
18 Poonah
19 Parbutta, Poonah
20 Tower of Silence
21 Baroda, the Prince's Entrance
22 Baroda, State Elephants drawn up at the Arena
23 Baroda, Elephant Fight
24 Baroda, Hunting with Cheetahs
25 Colombo
26 Kandy, Old Palace of Sacred Tooth
27 Devil's Dance at the Private Perehara
28 Elephant Hunting, Ceylon
29 Madras
30 Tank and Temple, Conjeveram
31 Temple at Bailoor
32 Great Temple at Bobeneswar
33 Juggernaut
34 Calcutta, Government House
35 Portrait of Nawab, or Mahommedan Prince
36 Reception of Native Princes
37 Nautch Girl
38 Benares, Ghat
39 Benares, Group of Priests, taken on Steps of Temple
40 Portrait of Hindoo Rajah
41 Cawnpore—Ghat
42 Cawnpore — Memorial Well
43 Bithoor—Nana Sahib's Home
44 Lucknow — Bird's-eye View
45 The Imambara
46 Taboot
47 Palace of Akbar
48 Taj Mahal
49 Chandi Chuck, principal Street in Delhi
50 Delhi—Gate of the Fort
51 Jumma Musjeed
52 Kootub Minar
53 Umritsur
54 Marble Pavilion, Fort Guinores, Lahore
55 Runjeet Sing's Tomb
56 Portrait of the Prince of Wales

India.

51 slides, $25.50.

With printed descriptive Lecture.

Introduction, Map of India
1 Glaciers at Panjturni, near Ummernath, Cashmere
2 The Cave of Ummernath
3 Coolies Crossing a Bridge of Frozen Snow
4 View between Sonamurg and Baltal, Cashmere
5 Cascades below Sonamurg, Cashmere
6 Coolies crossing a Rustic Bridge, Cashmere
7 Rope Bridge, Scinde Valley, Cashmere
8 The Visitors' Bungalows up the Jhelum, Cashmere
9 Ancient Temple, built B. C.
10 Ancient Temple at Pandretton
11 Foliage on the Apple Tree Canal, Cashmere
12 Chunar Trees in the Shalimar Gardens, Cashmere
13 Marble Pavilion in Shalimar Gardens
14 Zainul's Tomb
15 The River Jhelum, opposite the Maharajah's Palace, Sreenugger
16 Bridge of Shops, Sreenugger, Cashmere
17 The Maharajah's Palace, Sreenugger
18 State Barge on the Apple Tree Canal
19 Group of Cashmere Boatmen and Women
20 Group of Cashmere musicians, etc.
21 Ruins of Martland (General view)
22 Lahore Railway Station
23 Large Mosque, near Runjeet Sing's Tomb, Lahore
24 Marble Pavilion in the Fort Gardens, Lahore
25 Runjeet Sing's Tomb, Lahore
26 Jehangir's Tomb, Shadra Gardens, Lahore
27 Tank and Pavilion in Shalimar Gardens, Lahore
28 Umritsur, showing portion of Tank
29 Entrance to the Golden Temple, Umritsur
30 Golden Temple
31 The Barracks, Murree
32 View of the Bazar from the Barracks, Murree
32*a* Temple at Kurterpoor
33 A Fakir
34 Sutlej Bridge, Delhi Railway
35 The City of Delhi from Jumma Musjied
36 The Chandni Chowk, principal street in Delhi
37 Delhi Gate of the Fort
38 The King's Palace, Delhi
39 The Jumma Musjied, or Great Mosque, Delhi
39*a* The Cashmere Gate, Delhi
40 Inside of Gate
41 Sufter Jung's Tomb
42 The Kootub Minar

FOR PRICE LIST OF SLIDES SEE PAGE 127.

43 Altomsh's Tomb, Kootub
44 The Large Arch and Iron Pillar, near the Kootub Minar
45 Diving Well at the Kootub
46 Agra, the Palace of Akbar Khan
47 and 46a The Taj Mahal, near Agra
48 Tomb of Prince Etmad Dowlah, Agra
48a Canwpore, Distant View of the Memorial Well
49 Cawnpore, Interior View of the Memorial Well
50 Cawnpore, Suttee Chowra Ghat, Scene of Massacre
51 Bithoor, View on the River Ganges (Nana Sahib's Home)

Mysore.

51 slides, $25.50.

With printed descriptive Lecture.

1 Brama, Vishnu, Siva
2 The Tomb of Hyder Ali Khan and Tippoo Sultan
3 The Musjeed connected with Tippoo Sultan's Tomb
4 The Fort of Seringapatam, from the Aqueduct Bridge, showing the Great Cavalier
5 The Deria Dowlut, or Garden House of Tippoo Sultan, near Seringapatam. The Duke of Wellington resided here after the taking of Seringapatam
6 The Wellesley Bridge
7 The Gateway in the Fort in which Tippoo Sultan was killed
8 The Jumma Musjeed, built by Tippoo Sultan, in the Fort
9 The Mugbarrah at Colar
10 A Mohammedan Burial Ground
11 Hindoo Temple at Colar
12 Part of the Inner Temple
13 Temple at Devanghirri
14 Golden Shrine
15 View of the town of Mysore
16 The Old Palace of the Mysore Rajah
17 Temple near the Foot of Nundydroog
18 Temple to the right of Nundydroog
19 Temple to the left of Nundydroog
20 Temple at Devoydroog
21 Temple at Mudghirri
22 Hill Fort at Mudghirri
23 A Gigantic Mango Tree
24 Group taken at Hassan
25 Temple at Halibeeb, East Front
26 View of the Muntapum
27 The Great Bull at Hallibeeb
28 A part of the South side of the Temple
29 The Jain, or Buddhist Temple, at Hallibeeb
30 View of the East side of Bailloor Temple
31 Nearer View of the Temple
32 Old Gateway at the Bailloor Temple
33 Seerah, Tomb of Mullick Rhyman
34 The usual small Mosque attached to these Tombs
35 View of Tombs in the immense Burial Ground at Seerah
36 The Jumma Musjeed at Seerah
37 A View in the Fort of Chittledroog
38 View in the Fort of Chittledroog
39 Temple at Hurryhur
40 The Ulsoor Pagoda at Bangalore
41 The Gunga Chooka Fall
42 Part of the Burr Chooka Fall
43 The Great Temple of Juggernaut
44 The Great Temple at Bobeneswar, called Ling Raj
45 Entrance Pagoda to the Temple at Little Conjeveram
46 Tank in the Courtyard of the Last Temple
47 Mumtapum of the same Temple
48 Entrance Temple at Great Conjeveram
49 Tank in the Court of the last Temple
50 A Ta-boot, or Tazeer
51 Mr. Brett's Residence

Central Africa.

56 slides, $25.00.

With printed descriptive Lecture.

1 Africa, Map to show the routes of modern explorers
2 Portraits of Cameron and other modern explorers
3 African Scenery, Victoria Falls of the Zambesi River
4 African Scenery, Bird's-Eye View of the Victoria Falls
5 African Scenery, Views on Lake Tanganyika
6 African Scenery, Views on Lake Tanganyika
7 African Scenery, The Kebrabasa Rapids
8 African Scenery, The Screw-Palm and Climbing Plants
9 African Scenery, View of Mvolo
10 African Fauna, Lions and Buffalo.
11 African Fauna, The Hunted Elephant
12 African Fauna, The Hippopotamus
13 African Fauna, A Native Deer Hunt
14 African Fauna, Zebra, Deer, etc.
15 African Fauna, Antelopes
16 African Fauna, The Striped Eland
17 African Fauna, Domestic Cattle
18 African People, A Native King and Minstrel
19 African People, Mrua Medicine Man
20 African People, Interviewing an Idol
21 African People, Heads of the People
22 African People, Interviewing a Native King
23 African People, King Kasongo's Levee
24 African People, A Wedding Dance at Kibaiyeli
25 African People, Dance of Pegazi at Kiwakasongo
26 African People King Munza and His Wives
27 African People, Dance of Zulus
28 African People, Market at Kawele
29 African Houses, Lake Dwelling, Moheya
30 African Houses, Niamniam Hamlet
31 African Houses, Bongo Village
32 African Houses, Dinka Village
33 African Customs, Hottentots Hunting, etc.
34 African Customs, Zulu War Exercises
35 African Customs, Music of the Marimba, etc.
36 African Customs, Fishing on the Rovuma
37 The Curse of Africa, Slavery; the Hunters
38 The Curse of Africa; Slavery; the Captives
39 African Travel, Crossing the Lovoi
40 African Travel, A Lame Day
41 African Travel, the Grass Barrier
42 African Travel, Crossing Rivers
43 African Travel, An Unexpected Interruption
44 African Travel, A Narrow Escape
45 African Travel, The Makata Swamp
46 African Travel, Compiling the Journal
47 African Travel, An Old Explorer Discovered
48 African Travel, The Dispatches in Danger
49 African Travel, The Bringing Home of Livingstone

FOR PRICE LIST OF SLIDES SEE PAGE 127.

50 African Travel, The Coming Home of Cameron

A Year Within the Arctic Circle.

50 slides, $25.00.

With Printed Descriptive Lecture.

1 Introductory
2 Portsmouth Harbor, May 29, 1875
3 Farewell
4 Captain Nares
5 Captain Stephenson and Others
6 Apparatus, Sledges, etc.
7 The Crow's Nest
8 Chart of the Course
9 H. M. Ships "Alert" and "Discovery"
10 Godhaven, Sailors and Esquimo
11 Upernavik
12 The "Pandora"—"Arctic Post Office"
13 "Discovery" Leading Through the Ice
14 "Alert" Aground, Kennedy Channel
15 "Alert" Nipped, Off Cape Beechy
16 "Discovery" Aground, Discovery Bay
17 "Discovery" Left at Winter Quarters
18 "Alert" Hoisting Colors, Off Cape Union
19 "Alert," Winter Quarters
20 Sketch Map of Winter Quarters, etc.
21 Discovery, "The Rink"
22 Sledge to Rawson Point
23 "High Street" Between the Two Ships
24 Road Between the Two Ships
25 "Discovery" Sledge Party
26 Captain Hall's Grave
27 "Alert" Protected by Floebergs
28 "Alert," "The Mile"
29 "Alert," the Deck
30 "Alert" Theatricals
31 "Alert," November 5, 1875
32 "Alert," Sunday Morning
33 Sledge Traveling, Fastening the Dogs
34 Sledge Traveling, Western Sledge Party
35 Sledge Traveling, Halt for Lunch
36 Sledge Traveling, Camping for Night
37 Sledge Traveling, Night in the Tent
38 Sledge Traveling, An Evening Call
39 Sledge Traveling, An Invalid on a Sledge
40 Sledge Traveling, Going Back for Aid
41 Sledge Traveling, Funeral in the Ice
42 Sledge Traveling, Funeral of Hans
43 Sledge Traveling, Lieutenant Parr Going for Help
44 Sledge Traveling, High Way to the North
45 Sledge Traveling, A Push for the Pole
46 The Sea of Ancient Ice
47 Homeward Bound, Cutting Through the Ice
48 Homeward Bound, Free of the Ice
49 Portsmouth Harbor, November 2, 1876
50 Conclusion

Round the World in a Yacht.

45 slides, $22.50.

With Printed Descriptive Lecture.

1 The "Sunbeam"
2 The Deck
3 Deck Boudoir
4 The Nursery
5 State Room
6 Dining Saloon
7 Canary Islands
8 Tarafal Bay
9 Crossing the Line
10 Rio de Janeiro
11 Buenos Ayres
12 Lassoing Wild Horses
13 A Ship on Fire
14 Rescued Sailors
15 Cape Forward
16 Bartering with Fuegians
17 Unfit Bay
18 Ocean Sport
19 Baths of Caquenes
20 The Andes
21 The Children's Hour
22 Coral Islands
23 Tahiti
24 Hawaii
25 Volcano by Night
26 Leap at Hillo
27 Oahu
28 Amateur Navigation
29 Keeping the Journal
30 Curios
31 Japan, the Jinrikisha
32 A Family Group
33 Arrima
34 Alaski
35 China, Clearing the Decks
36 Pearl River
37 Pagoda
38 Chock-Sing-Toon
39 Singapore
40 Malacca
41 Ceylon
42 Aden, Samouli Arab
43 Red Sea
44 The Track of the "Sunbeam"
45 Home

Round the World With a Camera.

60 slides, $30.00.

With Printed Descriptive Lecture.

1 Chart
2 London
3 Gibraltar
4 Naples
5 Valetta
6 Constantinople
7 Port Said
8 Cairo
9 Pyramid and Sphinx
10 Group on Board the "Cuzeo"
11 Diego Garcia
12 Group on Diego
13 New Plymouth, New Zealand
14 Whare
15 Group
16 Bush
17 "Chapman's" Bush and River
18 Bush
19 Maori Girls
20 Auckland Harbor
21 Tauranga
22 White Terrace (A)
23 White Terrace (B)
24 White Terrace (C)
25 White Terrace (D)
26 White Terrace (E) Mud Hills
27 Pink Terrace (F)
28 Pink Terrace (G)
29 Pink Terrace (H)
30 Tiki teri
31 White Island
32 Group of Maories
33 "Sugar Loaves," New Plymouth
34 Sea Piece
35 Parihaka—Maori Capital
36 Wellington
37 Auckland from North Shore
38 Waiwera
39 Trees at Honolulu
40 Hotel at Honolulu
41 View from Tower of Hotel
42 Palace, Honolulu
43 San Francisco
44 At Clarke's California
45 Grizzly Giant
46 Wawona, Big Tree
47 Mist in the Yosemite
48 From Photographer's Point
49 Merced River
50 Mirror Lake
51 North Dome and River Merced
52 Horseshoe Falls, Niagara
53 American Falls, Niagara
54 Rapids, Niagara
55 Broadway, New York
56 Brooklyn Bridge
57 Washington, the Capitol
58 Iceberg
59 Mersey
60 Home

Rome, Ancient and Modern.

50 slides, $25.00.

With printed descriptive Lecture.

1 Entry to the Forum, by the Via Sacra
2 Interior of the Forum, Temples of Saturn and Vespasian
3 General View of the Coliseum

FOR PRICE LIST OF SLIDES SEE PAGE 127.

4 Interior of the Coliseum
5 Arch of Titus
6 Bas-reliefs on the Arch of Titus
7 Arch of Constantine
8 Arch of Septimus Severus
9 Column of Trajan
10 The Appian Way, Mole of Cæcilia Metella
11 Pyramid of Caius Cestius
12 Subterranean Galleries and Loculi of the Catacomb of St. Agnes
13 Painting of the Tablinum of Livia
14 View of the Tiber, in front of the Cloaca Maxima
15 Temple of Antonius
16 The Roman Forum
17 Aventine Mount and St. Sabina
18 View from the Palatine
19 Gate of St. Paul, or Ostiensis
20 The Fountain of the Trevi
21 The Market of the Piazza Navona
22 Piazza Navona and the Church of St. Agnes
23 Women of the Roman Campagna
24 The Beatrice di Cenci, by Guido Reni
25 Family of Beggars
26 Caldarium of the Baths of Caracalla
27 View of the Portico of of the Academy
28 Interior of the Church of St. Paul, extramuros
29 Interior of St. Clement's
30 Altar and Monument of St. Cæcilia
31 Mausoleum of Julius II, the Moses of Michael Angelo
32 The Great Steps of Santa Maria of the Capitol
33 The Bambino
34 The State Carriage of the Pope
35 Church of St. John Lateran, Penitents ascending the Sacred Staircase
36 Steps of the Senatorial Palace, Tarpeian Rock
37 Barber in the Open air
38 Playing at Bowls
39 Awaiting the Illuminations
40 Bridge and Castle of St. Angelo
41 The Colonnades of St. Peter
42 The Piazza of St. Peter at the Great Benediction
43 Interior of St. Peters's
44 The Nave of St. Peter's
45 The Pope at the feet of St. Peter
46 The Vatican Library
47 Great Gallery of the Vatican Library
48 A Cardinal entering the Vatican
49 The Gallery of Maps, Vatican
50 The Museo Pio-Clementino

Ireland.

60 slides, $30.00.

Lecture No. 1—Dublin, Wicklow, Killarney, etc,

1 Kingston Harbor, arrival of Mail Steamer
2 An Irish Jaunting Car
3 Sackville Street, Dublin (instantaneous)
4 General Post Office and Nelson's Pillar
5 Grafton Street (instantaneous), Dublin
6 Bank of Ireland, old Houses of Parliament and Statue of Henry Gratton, Dublin
7 Trinity College, Dublin
8 St. Patrick's Cathedral, Dublin
9 St. Patrick's Cathedral, the Choir, Dublin
10 Christ Church Cathedral, Dublin
11 The Four Courts, Dublin
12 The Custom House, Dublin
13 O'Connell's Monument, Glasnevin, Cemetery, Dublin
14 The Vice-regal Lodge, Phœnix Park, Dublin
15 Killiney and the Vale of Shauganagh, Co., Dublin
16 Bray and Bray Head, Co. Wicklow
17 The Scalp, Co. Wicklow
18 Cottage in the Dargle (summer), Co. Wicklow
19 Cottage in the Dargle (winter), Co. Wicklow
20 The Dargle, Co. Wicklow
21 Enniskerry, Co. Wicklow
22 Powerscourt Waterfalls, Co. Wicklow
23 Powerscourt House, Co. Wicklow
24 The Vale of Clara, Co. Wicklow
25 The Valley of Glendalough, and the ruins of the Seven Churches, Co. Wicklow
26 The Vale of Avoca, Co. Wicklow
27 The Lion Arch, Castle Howard, Vale of Avoca, Co. Wicklow
28 Johnstown Castle, the seat of the Earl of Granard
29 Kilkenny, birdseye view
30 Kilkenny, the seat of the Marquis of Ormonde
31 Jerpoint Abbey, Co. Kilkenny
32 Lismore Castle, Co. Waterford
33 Ruins on the Rock of Cashel, Co. Tipperary
34 Holycross Abbey, Co. Tipperary
35 Patrick Street, Cork
36 Patrick's Bridge, showing Father Mathew's Statue
37 St. Finn-Barr's Cathedral, Cork
38 Shandon Steeple, Cork
39 The Mardyke Walk, Cork
40 Queenstown Harbor, showing Haulbowline and Spike Islands
41 Sir Walter Raleigh's House, Youghal
42 Blarney Castle, Co. Cork
43 Glengarig Harbor, Bantry Bay
44 Cromwell's Bridge, Glengariff
45 Glengariff Waterfall
46 General View, Lakes of Killarney
47 The Upper Lake Killarney
48 The Eagle's Nest Mountain, Killarney
49 The Old Weir Bridge, Shooting the Rapids, Killarney
50 The Middle Lake, from Dinis Island, Killarney
51 The Colleen Bawn Cave, Middle Lake Killarney
52 Muckross Abbey, Killarney
53 Interior of Muckross Abbey, Killarney
54 Glena Bay, Killarney
55 O'Sullivan's Cascade, Killarney
56 Brickeen Bridge, Killarney
57 The Meeting of the Waters, Killarney
58 Ross Castle, Killarney
59 Derrycunnihy Cottage and Waterfall, Killarney
60 The Gap of Dunloe, Killarney

Ireland.

50 slides, $25.00.

Lecture No. 2.—North and West.

1 The Boyne Viaduct at Drogheda, Co. Louth
2 Ancient Cross and Round Tower at Monasterboice, Co. Louth
3 Warrenpoint, Co. Down
4 Rosstrevor Quay and Mourne Hotel, Co. Down
5 Carlingford Lough Co. Down
6 Armagh, showing Cathedral
7 Donegal Place, Belfast
8 The Albert Memorial, Belfast
9 The Queen's College, Belfast
10 Shane's Castle, Antrim

FOR PRICE LIST OF SLIDES SEE PAGE 127.

11 Garron Tower, the seat of the Marchioness of Londonderry
12 The Rope Bridge, Carrick-a-rede, Co. Antrim
13 General View of the Great Causeway, Giant's Causeway
14 Lord Antrim's Parlor
15 The Honeycomb
16 The Wishing Chair
17 The Ladies' Fan
18 The Causeway Gate
19 The Giant's Well
20 Dunluce Castle
21 Londonderry, Lough Foyle
22 The Cathedral, Londonderry
23 Walker's Monument, Londonderry
24 Bishop's Gate, Londonderry
25 Horn Head, Donegal
26 Errigal Mountain, Donegal
27 Ruins on Devenish Island, Lough Erne, Co. Fermanagh
28 Holy Well of Tubbernaltha, near Sligo
29 Glencar Waterfall, near Sligo
30 Boyle Abbey, Co. Roscommon
31 Kylemore Castle, the seat of Mitchel Henry, Esq., M. P., Connemara
32 Kylemore Lake, Connemara
33 Ballinahinch and Lake, Connemara
34 The Killaries Bay, Connemara
35 Dugort, Achill and Slieve Mor Mountains
36 Sunset on Achill Sound
37 Rosserk Abbey, Co. Mayo
38 Cong Abbey, Co. Galway
39 The Fish Market, Galway
40 The Cliffs of Moher, Co. Clare
41 The Spa Well, Lisdoonvarna, Co. Clare
42 The Spectacle Bridge, Lisdoonvarna, Co. Clare
43 Kilkee, Co. Clare
44 The Natural Bridges of Ross, Co. Clare
45 Killaloe, on the Shannon, Co. Limerick
46 Rapids of the Shannon at Castle Connell, Co. Limerick
47 Askeaton Abbey, "the Nave," Co. Limerick
48 Georges' Street, Limerick
49 King John's Castle and Shomond Bridge, Limerick
50 The Treaty Stone, Limerick

Western Norway.

40 slides, $20.00.

With Printed Descriptive Lecture.

1 Nordfjord, Oldendal, Brynestad Sæter
2 Nordfjord, View down Oldendal
3 Nordfjord, Foot of Bricksdal Glacier
4 Nordfjord, Children and Kids, Bricksdal
5 Nordfjord, View up the Loen-Vand
6 Nordfjord, Icefall, Kjendalsbræ, Lodal
7 Nordfjord, on the Loen-Vand
8 Geiranger Fjord, the Knivslaafosse
9 Waterfall on the Geiranger Fjord
10 View up the Geiranger Fjord
11 Sondmore, near Fibel-stad-Hougen
12 Sondmore, Fibelstad-Hougen
13 Sondmore, Pass to Oie, and the Olenibba
14 Sondmore, Oie and Norangsdal
15 Sondmore, on Pass, Orstenvik to Standal
16 Sondmore, Standal and the Hjorendfjord
17 Molde and Moldefjord, from the Bæknæshaug
18 Molde, from one of the Islands
19 Molde and Moldefjord, from the Varde
20 Romsdal, Hotel Aak and the Romsdalshorn
21 Romsdal, the Trolltinder
22 Romsdal, from Top of Middags-Hougen
23 Romsdal, View on the Rauma
24 Romsdal, near Horgheim
25 Romsdal, The Vermofos
26 Jotunheim, The Semmeltind
27 Jotunheim, Gjendebod and Svartdalspig
28 Jotunheim, Group at Gjendebod
29 Jotunheim, Gjendebod from Svartdal
30 Jotunheim, Eidsbugaden
31 Jotunheim, from the Skinegg, looking W.
32 Sognefjord, The Vettisfos, from below
33 Sognefjord, the Afdalfos, near Vetti
34 Sognefjord, The Gjellefos, near Vetti
35 Sognefjord, from the Hotel Door, Gudvangen
36 Hardangerfjord, Odde and Sor Fjord
37 Hardangerfjord, Married Women, Odde
38 Hardangerfjord, Girl, Odde
39 Hardangerfjord, Skjæggedalsfos
40 Hardangerfjord, Sjkæggedalsfos

Picturesque Holland.

50 slides, $25.00.

With Printed Descriptive Lecture.

1 Holland from the Steamer
2 Rotterdam, the Boompjes
3 Rotterdam, the Leuve Haven Canal
4 Rotterdam, the Oude Haven Canal
5 Rotterdam, Old House in the Market Place
6 Rotterdam, the spuiwater Canal
7 Rotterdam, the Delfschevart Canal
8 Rotterdam, the Flower Market
9 A Peasant Woman's Head-dress
10 Dordrecht, a Bit of Dordt (Canal)
11 Dordrecht, the Cathedral
12 Dordrecht, a wind sawmill
13 Delft, the Town Hall
14 Delft, the East Gate
15 Scheveningen, the Village Street
16 Scheveningen from the Lighthouse
17 Scheveningen Fishing Boats
18 Scheveningen Beach on a Summer Morning
19 Leyden, the Town Hall
20 Haarlem Cathedral and Market Place
21 Windmill near Haarlem
22 Alkmaar Town Hall and Canal
23 A Rustic Cart Drawn by Dogs
24 A North Holland farm
25 One of the North Holland dog carts
26 Hoorn, the harbor, etc.
27 Hoorn, the old watergate
28 Marken village from the harbor
29 Marken, the little boys
30 Marken, some of the little girls
31 A family group of Marken people
32 Marken men and girls in holiday attire
33 Marken girls and boys in their best clothes
34 Amsterdam from the harbor
35 Amsterdam, Prins Hendrik Kade
36 Amsterdam, Damrak, the street
37 Landing the morning milk, Amsterdam
38 A Volendam fisherman
39 Amsterdam, view on the Singel canal
40 Amsterdam, Flower market on the Singel
41 Montel Baens Tower, Amsterdam

FOR PRICE LIST OF SLIDES SEE PAGE 127.

42 Amsterdam, Old weigh house and market
43 Amsterdam, the fish market quay
44 Amsterdam, The new church from north
45 Amsterdam, The river Amstel
46 Amsterdam, The vegetable market
47 Zandam from the harbor
48 A sailing barge on the Zuyder Zee
49 Utrecht Cathedral tower and town hall
50 Utrecht, View along the old canal

The Rhine.

60 slides, $30.00.

With descriptive Lecture.

1 Cologne, The Cathedral from Southeast
2 Cologne, The Cathedral from South
3 Cologne, The Cathedral from St. Martin's Church
4 The Cathedral from Northwest
5 Cologne, The Cathedral, the Interior
6 Cologne, Cathedral. The South Portals
7 Cologne, Cathedral, The Central Portal. West Front
8 Cologne and Bridge of Boats
9 Cologne, St. Martin's Church
10 Bonn, with the Ferry
11 Drachenfels, with Seven Mountains
12 Remagen Apollinariskirche
13 Andernach
14 Coblenz, From above Rhine Bridge
15 Coblenz, Ehrenbreitstein, with Bridge of Boats
16 Coblenz, Ehrenbreitstein, from above Thal
17 Coblenz, Thal and Coblenz
18 Castle of Stolzenfels
19 Oberlahnstein and Stolzenfels' Castle
20 Ems
21 Marksburg Castle
22 Boppard
23 St. Goar
24 St. Goar, Rheinfels and St. Goar
25 St. Goar, Rheinfels Castle
26 Lurlei Rock
27 Oberwesel
28 Oberwesel, Schönburg Castle
29 Caub
30 Bacharach
31 Sooneck Castle
32 Rheinstein Castle
33 Bingen
34 Wiesbaden
35 Wiesbaden, Greek Church
36 Mayence
37 Mayence, The Cathedral
38 Worms, The Cathedral
39 Worms, Luther's Monument
40 Worms, Luther's Tree
41 Heidelberg, The Castle from near Molkenkur
42 Heidelberg, General View from Geistburg
43 Heidelberg, General View from Heiligenberg
44 Heidelberg, The Castle. Frederick's Building
45 Heidelberg, The Castle. Otto Henry's Building
46 Heidelberg, Entrance to Otto Henry's Building
47 Heidelberg, from Elizabeth's Terrace
48 Baden-Baden, General View from Prince Solm's Castle
49 Baden-Baden, General View from Leopoldshöhe
50 Freiburg, The Cathedral
51 Strassburg, The Cathedral
52 Strassburg Cathedral, The Central Porch
53 Bâle, the Upper Bridge
54 Bâle, the Cathedral
55 Bâle, St. Paul's Gate
56 Neuhausen, the Rhine Falls
57 Neuhausen, the Rhine from above the Falls
58 Schaffhausen, from the High Rock
59 Constance, the Rhine Bridge
60 Constance, from the Cathedral Tower

The Hardanger Fjord, Norway.

41 slides, $20.50.

With descriptive Lecture.

1 Stavanger
2 Bergen. No. 1
3 Bergen. No. 2
4 Vossevangen
5 Mill near Voss
6 Road near Seim
7 Skjœre Foss
8 Farm house at Seim
9 Roadside, Seim
10 Cottage door
11 River at Ulvik
12 Group of Visitors, Ulvik
13 Eidfjord, Vik
14 Simodal
15 River at Vik
16 Eidfjord Vand
17 Way to the Vöring Foss
18 On the way "
19 The Vöring Foss
20 Goats
21 Odde
22 Peasant Girl, Odde
23 Buerbræ glacier stream
24 The Buerbræ glacier
25 The Ice Wall, Buerbræ
26 Buerbræ Valley, from glacier
27 View on "New Road," Odde
28 Bend on "New Road," Odde
29 Konedal Foss
30 Hildalsfos
31 Glacier Stream
32 The Skarve Foss
33 The Laate Foss
34 Espeland Foss
35 The Sande valley
36 The Fjord Side at Odde
37 The last view at Odde
38 Espe
39 Grimo
40 Eide
41 Far, far upon the sea

Abbeys and Castles of England.

50 slides, $25.00.

With descriptive Lecture.

1 Frontispiece
2 Colchester Castle, Essex
3 St. Botolph's Priory, Colchester
4 Rochester Castle
5 Bodiam Castle and Moat
6 Hurstmonceux Castle
7 Hastings Castle
8 Pevensey Castle
9 Arundel Castle, the Keep
10 Netley Abbey, Interior of Church
11 Netley Abbey, South Transept
12 Netley Abbey, the East Window
13 Carisbrook Castle, Isle of Wight
14 Porchester Castle, near Portsmouth
15 Corfe Castle, General View
16 Launceston Castle, Cornwall
17 Tintern Abbey, from the Hills
18 Tintern Abbey, Interior of Transepts
19 Tintern Abbey, Interior
20 Raglan Castle, Front Towers and Moat
21 Malmesbury Abbey
22 Kenilworth Castle, from the Meadows
23 Kenilworth Castle, Cæsar's Tower
24 Kenilworth Castle, Leicester's Buildings
25 Kirkstall Abbey. Exterior
26 Tutbury Castle, Staffordshire
27 Knaresborough Castle, from South
28 Knaresborough Castle, from West
29 St. Mary's Abbey, York
30 Byland Abbey, Distant View
31 Byland Abbey, West Front
32 Byland Abbey, West Doorway
33 Helmsley Castle, Yorkshire
34 Rievaulx Abbey, from Southeast

FOR PRICE LIST OF SLIDES SEE PAGE 127.

35 Rievaulx Abbey, the Choir
36 Richmond Castle and Bridge, Yorkshire
37 Easby Abbey, Exterior of Refectory
38 Easby Abbey, Ruins of Church, etc.
39 Bolton Castle, Wensleydale
40 Middleham Castle, Wensleydale
41 Fountains Abbey, from the River
42 Fountains Abbey, the Ladye Chapel
43 Fountains Abbey, North Transept Window
44 Fountains Abbey, the Crypt
45 Fountains Abbey, from the West
46 Bolton Abbey, Yorkshire
47 Warkworth Castle, Northumberland
48 Tynemouth Priory
49 Furness Abbey, from the East
50 Furness Abbey

Spain.

50 slides, $25.00.

With Descriptive Lecture.

1 Gibraltar, Our Courier
2 Gibraltar, How we saw Gibraltar
3 Gibraltar, The Bay
4 Gibraltar, Alameda
5 Gibraltar, Catalan Bay
6 Gibraltar, Bridge of Thunder
7 Cadiz, The Cathedral
8 Seville, the Cathedral and City
9 Seville, the Alcazar Gardens
10 Seville, Hall of Ambassadors
11 Seville, Court of Sultanas
12 Seville, the Bull Ring
13 Seville, a Bull Fight
14 Seville, a Bull Fight
15 Cordova, the Town
16 Cordova, Court of Oranges
17 Cordova, Interior of Mosque
18 Cordova, Trionfo Monument
19 Toledo, With the Alcazar
20 Toledo, from the Northwest
21 Madrid, Royal Palace
22 Madrid, National Museum
23 Madrid, Fountain of Alcala
24 Madrid, the Escurial
25 Valadolid, an Antique Street
26 Burgos, from the River
27 St. Sebastian
28 Saragossa, the Market
29 Lexida
30 Manresa, the Old Town
31 Barcelona, the Harbor
32 Tarragona, the Cathedral
33 Valencia
34 Granada, Elms in Alhambra Grounds
35 Granada, Cielo Bajo
36 Granada, the Alhambra from San Nicolas
37 Granada, Court of Lions, Moorish Palace
38 Granada, Hall of Two Sisters
39 Granada, Hall of Justice
40 Granada, Moor's Seat
41 Granada, Sierra Nevada from Adabres
42 Granada, Tower of Peaks
43 Granada, Water Tower
44 Granada, Gypsy Prince
45 Granada, Gypsy Girl
46 Granada, Group of Gypsies
47 Loja
48 Malaga, Cathedral and Harbor
49 Malaga, the Covered Market
50 Malaga, the Harbor

Burmah.

36 slides, $18.00.

With Descriptive Lecture.

1 Map
2 Light Infantry, Crossing River
3 Storming of Ludaw
4 How I Saw the Enemy
5 Specimen of King Thebaw's Army
6 King Thebaw and His Wives
7 King Thebaw's Removal
8 Transferring King Thebaw to Transport
9 Pendergast's Interview with Thebaw's Officers
10 South Gate of Bhamo
11 Mandalay
12 Mandalay
13 Mandalay, Western Gate
14 Loot Auction
15 Street Sweepers
16 An ex-Judge
17 Advance Guard of Lord Dufferin
18 Presentation of Address to Lord Dufferin
19 The Viceroy's Levee in Throne Room
20 Lord and Lady Dufferin's Reception
21 Welcome to Palace and Reception by Ladies. (Two in one)
22 Ladies Going to Afternoon Tea. Reception of the Viceroy. (Two in one)
23 Mummers at the Palace
24 Behind the Scenes. Burmese Pas Seul, (Two in one)
25 A Pooay Play
26 Image of Ganda. Burmese Priests and Pupils. (Two in one)
27 Buddhist Girl's School
28 Call to Worship
29 Teaching the Young Idea
30 Playing Football
31 Wash and Brush-up
32 Burmese Funeral and Band. (Two in one)
33 Stockades
34 Dacoits on the Road to Mandalay
35 Capture and Shooting of Dacoits
36 Oil Wells

The Highlands of Scotland.

52 slides, $26.00.

With Descriptive Lecture.

1 Introduction
2 Glasgow, Cathedral
3 Glasgow, George Square
4 Glasgow, University
5 Glasgow, Broomielaw
6 Clyde, Henry Bell's Monument
7 Clyde, Dunbarton Castle
8 Clyde, Greenock
9 Clyde, Rothesay
10 Inverary Castle
11 Oban
12 Staffa, Fingal's Cave
13 Iona Cathedral
14 Glencoe
15 Falls of Foyers
16 Inverness
17 Kirkwell Cathedral
18 Stacks of Duncansby
19 Dunrobin Castle
20 Elgin Cathedral
21 Aberdeen from Below Suspension Bridge
22 Aberdeen, Castle Street
23 Aberdeen, King's College
24 Aberdeen, Old Machar Cathedral
25 Aberdeen, Old Brig o' Balgownie
26 Balmoral
27 Lochnager
28 Dunottar Castle
29 Abroath Abbey
30 Perth
31 Dunkeld Cathedral
32 Dunkeld Hermitage and Bridge
33 Pass of Killiecrankie
34 Blair Athole
35 Falls of Moness
36 Taymouth Castle
37 Pass of Leny
38 Callander and Ben Ledi
39 Pass of the Trossachs and Ben Venue
40 Lock Katrine, Silver Strand
41 Inversnaid Falls
42 Loch Lomond, Looking Up
43 Loch Lomond, Looking Down
44 Dunblane Cathedral
45 Abbey Craig and Wallace Monument
46 Cambuskenneth Abbey
47 Stirling Castle
48 Dollar, Castle Campbell
49 Dollar, "The Devil's Mill"
50 Loch Leven Castle
51 St. Andrew's
52 Dunfermline Abbey

FOR PRICE LIST OF SLIDES SEE PAGE 127.

Rambles in Norway.

50 slides with reading, $25.

1 Christiania, General View
2 Oscarshal
3 Gol Kirke
4 Norwegian Storehouse
5 Honefos
6 Norwegian Carriole
7 On the Bœgna
8 Frydenlund
9 Hæg
10 Borgund Church
11 Waterfall at Husum
12 Lærdale River near Husum
13 Lærdalsoren
14 Nœrodal Valley with Jordalsnut
15 Vossevangen
16 Bergen, Looking S. W.
17 Bergen, Looking S.
18 Bergen, Fishmarket
19 Bergen, Norwegian Jœgts
20 Bergen, Holberg's Statue
21 The Skarvefos
22 Eide Fjord
23 Waterfall near Eide
24 Odde from tne S. W.
25 Odde, The Church and Hotels
26 The Buarbrœ
27 The Laathefos
28 The Gronsdal
29 Summit of Pass
30 Roldal Lake
31 Peasants' Houses
32 Vinje Kirke
33 Gausta Mountain
34 Rjukandfos
35 Lillehammer on Mjosen Lake
36 Waterfall near Lillehammer
37 Wooden Bridge over the Lougen
38 Kringelen, Scene of Massacre of Col. Sinclair
39 Colonel Sinclair's Grave
40 Pass of Rusten
41 Slettefossen in Romsdal
42 On the Rauma
43 Fladmark in Romsdal
44 On the Rauma
45 On the Rauma
46 The Romsdalshorn
47 Troltinderne or Witch Peaks
48 Veblungsnaes
49 Molde
50 Molde

Rochester Cathedral.

23 slides with lecture, $11.50

1 Rochester, from Strood Pier
2 Rochester Castle and Cathedral, from Bridge
3 Rochester Bridge
4 Rochester Castle
5 Rochester Castle (interior)
6 The Priory Gateway, Rochester
7 Rochester Cathedral, from Priory Gateway
8 Rochester Cathedral, West Front
9 Rochester Cathedral, West Doorway
10 Rochester Cathedral, from the High Street
11 Rochester Cathedral, Chapter House Doorway
12 Rochester Cathedral, Choir, looking E.
13 Rochester Cathedral, Nave, looking W.
14 Rochester Cathedral, Nave, looking E.
15 High Street, Rochester
16 High Street, Rochester
17 High Street, Rochester
18 Bull Hotel
19 Eastgate House
20 Watts' Charity
21 Gad's Hill Place
22 Gad's Hill Place, Dickens' Library
23 Gad's Hill Place, Trees

English Cathedrals.

44 slides with reading, $22.

1 Canterbury Cathedral,
2 Canterbury Cathedral, The Choir
3 York Minster, West Front
4 York Minster, Choir looking East
5 Durham Cathedral
6 Durham Cathedral Nave
7 St. Paul's Cathedral
8 St. Paul's Cathedral, The Choir
9 Westminster Abbey, West Front
10 Westminster Abbey, The Choir
11 Winchester Cathedral,
12 Winchester Cathedral, The Choir
13 Lincoln Cathedral
14 Lincoln Cathedral, The Choir
15 Litchfield Cathedral, West Front
16 Litchfield Cathedral, The Choir
17 Hereford Cathedral from the Wye
18 Hereford Cathedral, The Choir
19 Worcester Cathedral from South-West
20 Worcester Cathedral, The Choir
21 Salisbury Cathedral from South-East
22 Salisbury Cathedral Choir, looking East
23 Ely Cathedral, West Front
24 Ely Cathedral Choir, looking East
25 Gloucester Cathedral from the South-East
26 Gloucester Cathedral, The Nave
27 Wells Cathedral, West Front
28 Wells Cathedral Nave, looking East
29 Bath Abbey from the North-East
30 Bath Abbey Interior, looking East
31 Bristol Cathedral from the North-West
32 Bristol Cathedral, The Choir
33 Exeter Cathedral, West Front
34 Exeter Cathedral Choir, looking East
35 Rochester Cathedral
36 Rochester Cathedral Nave, looking East
37 Peterborough Cathedral, West Front
38 Peterborough Cathedral, The Choir
39 Beverley Minster
40 Beverley Minster, Interior
41 Carlisle Cathedral
42 Carlisle Cathedral Choir, looking East
43 Ripon Cathedral
44 Ripon Cathedral, The Interior

Antiquities at Athens.

18 slides with lecture, $9.00

1 Athens, from Mar's Hill
2 Athens, from Acropolis. looking to Mar's Hill
3 Summit of Acropolis
4 East Front of Parthenon
5 West Front of Parthenon
6 Erechtheium
7 Cecropeium
8 Sculptures Found on Acropolis
9 Temple of Victory
10 Sculptures in Temple of Victory
11 Propylæa
12 Plan of Acropolis
13 Tower of the Winds
14 Theatre of Dionysius
15 Throne of Priest of Dionysius
16 Throne of Archon Eponymous
17 Theseium
18 Olympium

Forth Bridge.

12 slides with reading, $6.

1 Longitudinal Section
2 Tableau of Principle
3 Cross Section at Pier
4 Skeleton Plan, Showing Taper
5 Caissons Floating Out
6 Foundations, Queensferry
7 Cantilever, Upright Part
8 Mode of Building out Cantilever
9 Progress of Work
10 End of Shore Cantilever
11 Approach Viaducts
12 Bridge Completed

Shakespeare and His Country.

42 Slides, with Reading $21.00.

Introduction
1 Oak Tree marking the Centre of England, Leamington

FOR PRICE LIST OF SLIDES SEE PAGE 127.

2 Coventry from the Park
3 St. Michael's Church, Coventry
4 Stoneleigh Abbey from Grove
5 Stoneleigh Abbey from South
6 Kenilworth Castle from the Bridge
7 Cæsar's Tower, Kenilworth Castle
8 West Side of Banqueting Hall, Kenilworth Castle
9 Mervyn's Bower, Kenilworth Castle
10 Kenilworth Castle from West
11 Guy's Cliffe, Warwick
12 Guy's Well, Guy's Cliffe, Warwick
13 Warwick Castle from the Bridge
14 Cedar Drawing Room, Warwick Castle
15 Guy's Tower, Warwick Castle
16 Warwick Castle from Guy's Tower
17 Mill Street, Warwick
18 River Front, Warwick Castle
19 The Beauchamp Chapel, Warwick
20 Leicester's Hospital and West Gate, Warwick
21 Shakespeare's House and Henley Street, Stratford-on-Avon
22 Room in which Shakespeare was born, Stratford-on-Avon
23 Grammar School, Stratford-on-Avon
24 Guild Chamber, Stratford-on-Avon
25 The Class Room, Grammar School, Stratford-on-Avon
26 Anne Hathaway's Cottage, Shottery
27 The Interior of Anne Hathaway's Cottage, Shottery
28 Holy Trinity Parish Church, Strrtford-on-Avon
29 Holy Trinity Parish Church, Stratford-on-Avon
30 Chancel, Holy Trinity Church, Stratford-on-Avon
31 Inscriptions on Shakespeare's Grave, Holy Trinity Church, Stratford-on-Avon
32 Shakespeare Memorial Theatre, Stratford-on-Avon
33 The Red Horse Hotel, Stratford-on-Avon
34 Washington Irving's Room, Stratford-on-Avon
35 Charlecote House, Warwickshire
36 Mary Arden's Cottage, Wilmcote
37 *The Battle Field, Evesham*
38 Bell Tower, Evesham, from Gardens
39 All Saints' Church, Bell Tower, and St. Lawrence Church, Evesham
40 Bell Tower, Evesham
41 Sulgrave Manor House, Northamptonshire (Ancestral Home of President Washington)
42 Sulgrave Church, Northamptonshire (where the Ancestors of President Washington are Buried)

Thousand Miles Up the Nile.

70 Slides with Reading $35.00.

1 Map of Egypt
2 Cleopatra's Needle, Alexandria
3 Pompey's Pillar, Alexandria
4 Shepheard's Hotel, Cairo
5 Street in Cairo
6 Latticed Window of a House in Cairo
7 Cairo, from the Citadel
8 Mosque of Mohammed Ali, Cairo
9 Ablution Font, in Mosque of Mohammed Ali, Cairo
10 Cairo, looking towards the Citadel
11 Mosque of Tooloon, Cairo
12 Mosque of Sultan Kalaoon, Cairo
13 Mosque of El Kaitbey, Cairo
14 Mosque of Sultan Berkook, Cairo
15 Tombs of the Memlooks, Cairo
16 Palace of Kasr Nasr, Cairo
17 Ancient Fig Tree, Heliopolis
18 Obelisk of On
19 Mosque of Sultan Amer, Old Cairo
20 Nubian Boy, Old Cairo
21 Mummy of Rameses the Great, Geezeh Palace
22 Exterior of Mummy Cases
23 Tri-lingual Inscription on Rosetta Stone
24 Pyramids of Geezeh
25 Second Pyramid of Geezeh and Great Sphinx
26 Stepped Pyramid of Sakkara, Memphis
27 Pyramids of Dashoor
28 Dahabeeyahs on the Nile
29 Grotto at Beni Hassan
30 Cemetery at Sioot
31 Plans of Egyptian Temples
32 Colonnade in Great Hall of Tempie of Seti I., Abydus
33 False Arch in Temple of Seti I., Abydus
34 Portico of Great Temple, Dendera
35 Pylon of Great Temple, Dendera
36 Temple of Luxor, Thebes, from the Nile
37 Obelisk at Temple of Luxor, Thebes
38 Dromos of Sphinxes, Temple of Karnak, Thebes
39 Pylons at Temple of Karnak, Thebes
40 Great Hall, Temple of Karnak, Thebes
41 Columns in Central Avenue, Temple of Karnak, Thebes
42 Columns of Great Hall, Temple of Karnak, Thebes
43 Sculptures of Shishak, Temple of Karnak, Thebes
44 Temple of Koorna, Thebes
45 Southern Portico of Rameseum, Thebes
46 Prostrate Colossus and Eastern Portico of Rameseum, Thebes
47 Colossi of Thebes
48 Osiride Columns, Great Temple of Medinet Aboo, Thebes
49 Hall of Columns, Great Temple of Medinet Aboo, Thebes
50 Portico of Temple, Esne
51 Great Temple, Edfoo
52 Shrine of the Sacred Hawk, in Great Temple, Edfoo
53 Pylon of Great Temple, Edfoo
54 Double Temple, Kom Ombo
55 Island of Elphantine
56 "Ship of the Desert," Assooan
57 Granite Quarries, Assooan
58 First Cataract of the Nile
59 Island of Philae
60 Temple of Isis, Philae
61 Eastern Colonnade, Outer Court, Temple of Isis, Philae
62 "Pharaoh's Bed," Philae
63 Mosque of Mishdd, Philae
64 Temple at Kardassy, Nubia
65 Great Temple, Kalabshee, Nubia
66 Portico of Great Temple, Kalabshee
67 Pylon of Temple, Sabooa, Nubia
68 Facade of Great Rock Temple, Aboo Simbel
69 Colossal Statue of Rameses II., Great Rock Temple, Aboo Simbel
70 Facade of Small Rock Temple, Aboo Simbel

FOR PRICE LIST OF SLIDES SEE PAGE 127.

Holy Land.

80 slides with reading, $40.

1 Map of Palestine
2 Hebron
3 Solomon's Pools, Etham
4 Bethlehem
5 Bethlehem Women
6 Site of the Angels' Appearance to the Shepherds
7 Rachel's Tomb
8 Summit of the Hill of Evil Counsel, Jerusalem
9 Plan of Jerusalem
10 Tower of Hippicus, from the Bethlehem Road
11 David's Tomb
12 View from Mount Zion
13 View from Roof of Convent of Sisters of Sion
14 Pool of Hezekiah
15 Pool of Gihon
16 Church of the Holy Sepulchre
17 Via Dolorosa
18 Arch of Ecce Homo
19 Pool of Bethesda
20 View from St. Stephen's Gate
21 Mount of Olives
22 Valley of Jehoshaphat
23 Tombs in the Valley of Jehoshaphat
24 Garden of Gethsemane
25 Tomb of the Virgin
26 Jerusalem, from the Mount of Olives
27 "As the Mountains Stand about Jerusalem"
28 Golden Gate
29 Mosque of Omar
30 Mosque of El Aksa
31 "Robinson's" Arch
32 "Wailing Wall" of the Jews
33 Jerusalem, from Enrogel
34 Village of Siloam
35 Pool of Siloam
36 Valley of the Kedron
37 Tombs of the Kings
38 Tombs of the Judges
39 "Turkish Delight"
40 Jerusalem Jew
41 Group of Bedouins
42 An Arab Shop
43 Female Figures
44 Street in the Holy City
45 House of the Rich Man
46 Convent of Mar Saba in the Wilderness of Engedi
47 Ravine of the Kedron
48 Gilgal
49 Elisha's Fount Jericho
50 Aqueduct over the Brook Cherith
51 Bethany, from the Road to Jericho
52 Jerusalem, from Mount Scopus
53 Bethel
54 Jacob's Well, Shechem
55 City of Shechem
56 The Pentateuch
57 Samaria
58 Plain of Esdraelon
59 Nain
60 Endor
61 Nazareth, from the South
62 Chapel of the Mensa Christi
63 A Carpenter's Shop, Nazareth
64 Group of Nazarenes
65 Mount Tabor
66 Cana of Galilee
67 Tiberias, Sea of Galilee
68 Magdala
69 Site of Bethsaida
70 Mount Hermon
71 Caesarea Philippi
72 Source of the Jordan
73 Approach to the Cedars
74 Cedars of Lebanon
75 Great Mosque, Damascus
76 "Street called Straight"
77 Courtyard of House
78 Interior of House
79 Site of Naaman's House
80 Palmyra

Baalbec and Palmyra.

36 Slides with Reading $18.00.

PART I.—BAALBEC.

1 Temple of Jupiter, from N.W.
2 Temple of Jupiter, from N.E.
3 Great Portal, Temple of Jupiter
4 Temple of Jupiter and Great Columns of Temple of the Sun
5 Great Columns of Temple of the Sun
6 Three Great Stones in W. Wall of Temple Platform
7 Plan of Temple Buildings (Restored)
8 Fallen Mass of Entablature, Temple of the Sun
9 Columns at E. End of Peristyle, Temple of Jupiter
10 Fallen Mass of Ceiling of Peristyle, Temple of Jupiter
11 Upper Portion of Outer Colonnade, Temple of Jupiter
12 Cella, Temple of Jupiter
13 Doorway on S. Side, Temple of Jupiter
14 Displaced Shaft, Temple of Jupiter
15 Fallen Masses of Cornice, Temple of Jupiter
16 Great Monolith in the Quarries
17 Circular Temple
18 Broken Statue

PART II—PALMYRA OR TADMOR.

19 The Castle, from Grand Colonnade
20 Triumphal Arch, from Temple of the Sun
21 Temple of the Sun and Triumphal Arch
22 Central Doorway, Temple of the Sun
23 Triumphal Arch
24 Details of Door in Side of Triumphal Arch
25 Fallen Sculptured Stone
26 Grand Colonnade, from near Triumphal Arch
27 Plan of Colums
28 Archway in Grand Colonnade
29 Details of Columns
30 Grand Colonnade, from E. Arch of Triumphal Arch
31 Facade of Small Temple
32 Fluted Columns
33 Prostrate Columns
34 Tombs and Sepulchral Towers
35 Small Temple, East of City
36 Ruins at Western End of City

Land of the Rose, Shamrock and Thistle.

50 Slides with Reading $25.00.

1 Introductory
2 Windsor Castle
3 Osborne House
4 Balmoral Castle
5 Vice regal, lodge, Dublin
6 Great Western Railway Terminus
7 Mertun College, Oxford
8 King's College, Cambridge
9 Nottingham Castle
10 Sherwood Forest
11 Haddon Hall
12 Warwick Castle
13 Conway, Bridge and Castle
14 Chester—the rows
15 Liverpool—Church street
16 Manchester—Piccadilly
17 York Minster from city walls
18 Dropping Well Knarsborough
19 Barnard Castle
20 Ullswater
21 Derwent water
22 Dumfries
23 Burn's monument Kilmarnock
24 Glasgow cathedral
25 Dunstaffnage castle
26 Glencoe—scene of Massacre
27 Loch—Lomond
28 Loch Katrine
29 Glamis Castle
30 The last Oak of Birman
31 Glen Tilt
32 Durfermline Abbey
33 Melrose Abbey
34 Abbotsford
35 Edinburgh
36 Kingstown Harbor
37 O'Connell Monument, Dublin
38 Powers Court Waterfall
39 Lake of Killarney
40 Brickeen Bridge, Killarney

FOR PRICE LIST OF SLIDES SEE PAGE 127.

41 Muckross Abbey
42 Gap of Dunloe
43 Blarney Castle
44 Cork Cathedral
45 Queenstown Harbor
46 Giants Causeway
47 The British Army
48 The British Navy
49 The Houses of Parliament
50 Portrait of Queen Victoria

The Lowlands of Scotland.

50 slides, $25.00.

With descriptive Lecture.

1 Introduction
2 Edinburgh from Calton Hill
3 Edinburgh — Holyrood Palace
4 Edinburgh—Scott Monument
5 Edinburgh Castle from Grassmarket
6 Edinburgh—Old Town from Princes Street
7 Roslin Glen and Castle
8 Roslin Chapel
9 Roslin Chapel, Interior, Prentice Pillar
10 Craigmillar Castle
11 Tantallon Castle and Bass Rock
12 North Berwick Law
13 Direlton Castle
14 Norham Castle
15 Twisel Castle
16 Jedburgh Abbey
17 The Capon Tree, Jedburgh
18 Kelso Abbey
19 Floors Castle
20 Branksome Tower
21 Dryburgh Abbey—Sir Walter Scott's Tomb
22 Melrose Abbey from Southwest
23 Melrose Abbey, East Window
24 Abbotsford from River
25 Abbotsford, the Study
26 St. Ronan's Well
27 Peebles
28 Neidpath Castle
29 Newark Castle
30 Hogg's Monument and St. Mary's Loch
31 The "Grey Mare's Tale"
32 Beld Craig Linn, Moffat
33 Caerlaverock Castle
34 Dundrennan Castle
35 Dumfries, Burn's Mausoleum
36 Lincluden Abbey
37 On the Nith at Drumlanrig
38 Ayr, the "Twa Brigs"
39 Ayr, Burn's Cottage
40 Ayr, Burn's Monument
41 Ayr, Alloway Kirk
42 Bonnie Doon
43 Stair House
44 Catrine Lee
45 Ballochmyle House
46 Bothwell Castle
47 Falls of Clyde, Bonnington
48 Falls of Clyde, Cora Linn
49 Falls of Clyde, Stonebyres
50 Linlithgow Palace

Switzerland.

50 slides, $25.00.

With descriptive Lecture.

1 Geneva, from Bridge over Rhone
2 Chamounix and Mount Brevent
3 Tête Noire, first peep of Mont Blanc
4 Tête Noire, Sylvan route
5 Tête Noire, from Roche Percée
6 Tête Noire Valley
7 Mer de Glace, from the Flégére
8 Mer de Glace
9 Mer de Glace
10 Dome de Goutez Glacier des Bossons
11 Mont Blanc, from Glaciers
12 Mer de Glace
13 Vernayaz, Pissevache Cascade
14 Vernayaz. Gorge du Trient
15 Vernayaz. Gorge du Trient
16 Zermatt and the Matterhorn
17 Zermatt. The Riffelhaus
18 Zermatt and the Matterhorn
19 The Matterhorn, from Mettelhorn
20 The Matterhorn, from Gornergrat
21 The Lyskamm and Twins
22 Monte Rosa
23 Brieg, Simplon Gorge and Mount Leone
24 Brieg and Bel Alp
25 St. Gothard. Pont du Diable
26 Pont du Diable
27 Pont du Diable. St. Gothard
28 Hospenthal and Mont Tibbia
29 Amstag
30 Maderaner Thal..
31 Maderaner Hufthorn and Breithorn
32 Maderaner, Stauerbach Cascade
33 Amstag, from the Reuss Bridge
34 Viesch Glacier and Finsterhorn
35 Altsch Horn, Jungfrau, Little Aletsch Glacier
36 Meerjelensee, Aletsch Horn and Glacier
37 Furca, Todtensee, and Finsteraarhorn
38 Rhone Glacier and Hotel
39 Rhone Crevasse and Glacier
40 Grindewald. Ice Cave
41 Kandersteg, Blumlis Alp and Oexhinen ..Lake
42 Loeche les Bains and ..Gemmi Pass
43 Loeche les Bains, Ladder Pass
44 Sion. Rhone Valley
45 Vevay, Montreux and Dent du Midi
46 The Castle of Chillon, Front Entrance
47 The Castle of Chillon, from the water
48 Ouchy Hotel. Beau Rivage
49 Lausanne, from the promenade
50 Lausanne, Castle and Cathedral

The Mediterranean.

50 slides, $25.00.

With descriptive Lecture.

1 Gibraltar
2 Gibraltar from Europa Point
3 Gibraltar Town and Bay
4 Barcelona, the Harbor
5 Marseilles from Notre Dame de la Garde
6 Marseilles, Cathedral of Notre Dame de la Garde
7 Marseilles, Fort Napoleon, etc.
8 Marseilles, View in the Harbor
9 Marseilles, Museum Fountains
10 Cannes from La Californie
11 Cannes from Mount Chevalier
12 Cannes, Mount Chevalier from the Beach
13 Cannes, Cathedral Tower, Mount Chevalier
14 Antibes
15 Nice, from Ville Franche Road
16 Nice, Jardin Anglais
17 Corsica
18 Nice, the Bay
19 Nice, Promenade des Anglais
20 Nice, View in the Harbor
21 Nice, View in the Harbor with Piers
22 Nice, Les Quais
23 Monaco, Monte Carlo
24 Monaco, Monte Carlo Gardens
25 Monaco, Monte Carlo Gardens
26 Mentone, Old Town from Harbor
27 Mentone, Promenade
28 Genoa from above the Railway Station
29 Genoa, Christopher Columbus
30 Naples from San Elmo
31 Naples, Bay and Vesuvius
32 Naples, Marina and San Elmo
33 Sorrento, from Capodimonte
34 Capri, The Marina
35 Capri
36 Amalfi
37 Messina, from the Hills

FOR PRICE LIST OF SLIDES SEE PAGE 127.

38 Malta, Grand Harbor
39 Malta, Marsa Muscat
40 Malta, Valetta
41 Malta, Valetta. Church of St. John
42 Malta, Entrance to Grand Harbor
43 Malta, H. M.'s Fleet and Troopship.
44 Algiers, General View from Harbor
45 Algiers with Boulevards
46 Algiers from Marengo Gardens
47 Algiers, Palms in Jardin d'Assay
48 Algiers, Palms in Jardin d'Assay
49 Algiers Interior of Arabesque House
50 Algiers, Gorge of Schefa

Rome.

50 slides, $25.00.

With descriptive Lecture.

1 View from the French Academy
2 St. Peter's from the Vatican Gallery
3 St. Peter's
4 St, Peter's, Facade and Dome
5 St. Peter's, the Interior
6 The Vatican
7 Chiaramonti Corridor, the Vatican
8 The Vatican Ariadne
9 Ruins on the Palatine Hill
10 Temple of Vesta
11 Temple of Castor and Pollux
12 San Lorenzo, Outside the Walls
13 Temple of Faustina, from Palatine Hill
14 View from the Palatine Hill
15 Temple of Saturn
16 Arch of Constantine
17 Arch of Titus
18 Arch of Titus, Bas-relief (7 Candlesticks)
19 Arch of Titus, Bas-relief (the Chariots)
20 Porta San Maggiore
21 Porta San Lorenzo
22 Porta San Paolo
23 Porta San Giovanni
24 Tomb of Cecelia Metella
25 Basilica of Constantine (distant)
26 Basilica of Constantine (near)
27 Island in the Tiber
28 Palazzo Quirinale
29 Palazzo del Laterano
30 Villa Medici
31 St. Angelo
32 Fontana Paolino
33 Fontana di Trevi
34 The Coliseum
35 The Coliseum, the Interior
36 Piazza Navona
37 Piazza Colonna
38 Steps of Piazza di Spagna
39 View, from Monte Pincio
40 Piazza del Popolo
41 Column of Immaculate Conception
42 Pincio Gardens
43 Pincio Gardens, Fountain of Moses
44 The Pantheon
45 San Paolo
46 Forum Romanum
47 Forum of Trajan
48 Column of Phocas
49 The Capitol
50 Santa Maria Maggiore

Italy.

50 slides, $25.00.

With descriptive Lecture.

1 Turin, Palazzo Carignano
2 Turin, Church of Gran Madre di Dio
3 Turin, Capuchin Mount and Monastery
4 Milan Cathedral
5 Orta Lake
6 Baveno, Lake Maggiore
7 Varenna, Lake Como
8 Venice, Cathedral of St. Mark's, Facade
9 Venice, Reliefs in Porphyry of Knights
10 Venice, Palace of the Doges
11 Venice, Palace of the Doges, Bronze Fountain in Courtyard
12 Venice, the Bridge of Sighs
13 Venice, Grand Canal
14 Venice, Ponte Rialto
15 Venice, Ca d'Oro Golden Palace
16 Bologna, Church of San Giacomo Maggiore
17 Florence and River Arno
18 Florence, Cathedral and Campanile from Palazzo Vecchio
19 Florence, Palazzo Vecchio
20 Florence, Uffizi and Palazzo Vecchio
21 Florence, Loggia dei Lanzi
22 Florence, Church of Santa Croce
23 Florence, Triumphal Arch at Porta Gallo
24 Arezzo, Birthplace of Petrarch
25 Naples from S. Elmo
26 Naples, Harbor from the Arsenal
27 Naples, St. Elmo and Marina
28 Naples, St. Lucia and Castello dell'Ovo
29 Naples, Piazza del Plebiscito
30 Naples, Palazzo Reale
31 Naples, Palazzo Reale, the Scala
32 Naples, Church of S. Francesco di Paolo
33 Naples, Villa Nazionale
34 Naples, Monument in the Piazza de Martiri
35 Pompeii, View of Vesuvius
36 Pompeii, the Forum
37 Pompeii, the Basilica
38 Pompeii, the Temple of Venus
39 Pompeii, the Pantheon
40 Pompeii, the House of the Small Fountain
41 Pompeii, the House of the Faun
42 Pompeii, the Amphitheatre
43 Pompeii, the Street of the Tombs
44 Palermo Cathedral
45 Pisa, Baptistery, Cathedral and Leaning Tower
46 Pisa, Leaning Tower
47 Lucca Cathedral
48 Genoa, Above the Railway Station
49 Genoa, Palazzo Ducale
50 Genoa, Christopher Columbus

London to Rome.

50 slides, $25.00.

With descriptive Lecture.

1 Rouen Cathedral
2 Paris
3 Lucerne
4 Weggis, Lake of Lucerne
5 Berne
6 The Valley of St. Nicholas
7 The Matterhorn
8 The Mer de Glace, Chamounix
9 Crevasses on the Mer de Glace
10 Milan Cathedral
11 On the Grand Canal, Venice
12 The Leaning Tower of Pisa
13 The Baptistery, Pisa
14 Interior of Baptistery and Pisano's Pulpit, Pisa
15 The Cathedral, Pisa
16 The Leaning Tower, Baptistery and Cathedral, Pisa
17 The Campo Santo, Pisa
18 The Chain Gallery, Campo Santo
19 The East Gallery, with Organga's Frescoes, Campo Santo
20 The Cathedral, Lucca
21 Church of S. Giacomo, Maggiore, and House of Rossini, Bologna
22 Florence, from San Miniato
23 The Church of Santa Croce and Statue of Dante, Florence
24 South Porch and Sculptures, Cathedral, Florence
25 North Porch and Sculptures, Cathedral, Florence
26 Ghiberte's Gates, Baptistery, Florence
27 Siena, General View
28 The Cathedral, Siena
29 The Three Porches, Siena
30 Arezzo, Birthplace of Petrarch
31 Falls of Terni, Umbria

FOR PRICE LIST OF SLIDES SEE PAGE 127.

32 Arch of Constantine, Rome
33 The Coliseum, Rome
34 Arch of Titus, Rome
35 Dome of St. Peter's, from the Pope's Gardens, Vatican, Rome
36 The Chairamonti Corridor, Vatican, Rome
37 The Bracchia Nuovo, Vatican, Rome
38 Colossal Statue of the Nile, Vatican, Rome
39 The Meleager, Vatican, Rome
40 The Laocoon, Vatican, Rome
41 The Apollo Belvedere, Vatican, Rome
42 The Mercury of Belvedere, Vatican, Rome
43 Perseus by Canova, Vatican, Rome
44 Gallery of Statues, Vatican, Rome
45 The Ariadne, Vatican, Rome
46 Lucius Verus, in Roman Military Costume, Vatican, Rome
47 Hall of the Busts, Vatican, Rome
48 Adonis, Cabinet of Masks, Rome
49 Gallery of Vases and Candelabra, Vatican, Rome
50 Hall of the Animals, Vatican, Rome

American Franklin Search Expedition.

20 slides, with reading, $10.
1 Introduction
2 Map
3 Adapting his party to Eskimo life
4 Astonishing the Natives
5 The halt at noon.
6 Down hill
7 Hay's River, Big Bend
8 A Reindeer Hunt
9 Catching Salmon at Salmon creek
10 The Midnight sun
11 The breaking up of the ice
12 A Summer View in the Arctic regions
13 A Summer View—King William's Land
14 Finding the grave of Lieut. Irving
15 Monument erected over Irving's grave
16 View of Reindeer Camp
17 Monument at Starvation Cove
18 Crossing Simpson's Strait
19 Funeral of Lieut Irving's Remains
20 Sir John Franklin's Monument

General Description and Statistics of London

48 slides, with reading, $24.
1 Map of London, 1 mile round St. Paul's
2 Map of London, 4 miles round St. Paul's
3 Buckingham palace
4 St. James' palace
5 Houses of Parliament
6 The house or hall of Peers
7 The hall or house of Commons
8 Westminster Abbey
9 The Nave, Westminster Abbey
10 St. Thomas' Hospital
11 Victoria embankment
12 Lambeth palace
13 Blackfriars Bridge
14 London Bridge
15 The Foreign Office
16 The Horse Guards
17 The Admiralty
18 Trafalgar Square
19 The National Gallery
20 Charing Cross Hotel
21 Somerset House
22 Temple Bar
23 The Temple Church
24 St. Paul's Cathedral
25 " " " the Interior
26 The General Post Office
27 The Guildhall
28 Interior of Guildhall
29 The Mansion House
30 The Bank of England
31 The Royal Exchange
32 The Monument
33 The Custom House
34 The Tower of London
35 " " " The Crown Jewels
36 The Tower of London, Group of Warders
37 The Tower of London, The Horse Armory
38 Chelsea Hospital
39 Royal Horticultural Society's Gardens
40 Royal Albert Hall of Arts and Sciences
41 Interior of Albert Hall
42 Albert Memorial
43 " " Europe
44 " " Asia
45 " " Africa
46 " " America
47 The Marble Arch
48 The British Museum

Ben Nevis and its Observatory.

16 slides, with reading, $8.
1 Ben Nevis and Inverlochy Castle
2 Ben Nevis from Corpach
3 " " and Fort William
4 Ben Nevis from Banavie
5 Path up Ben Nevis
6 Climbing Ben Nevis "A Rest by the Way"
7 Glen Nevis
8 On Ben Nevis, above the Clouds
9 On the Summit of Ben Nevis
10 The Observatory on Ben Nevis
11 The Laboratory in Observatory
12 Observatory in June after a storm
13 Observatory in November
14 Observatory Tower covered with Fog Crystals
15 Fog in the Valley
16 View from Ben Nevis looking N.

Berlin.

46 slides, $23.00.
1 Railway Station, Alexander Place
2 King Street
3 Place of the Old Palace
4 The Chapel of the Palace
5 The Palace of the Crown Prince
6 Unter den Linden
7 " " "
8 Royal Palace Guard House
9 Palace of the Emperor
10 Statue of Frederick the Great
11 The Old Museum
12 Front of Old Museum
13 Steps of the Old Museum
14 Old Berlin
15 " "
16 Oldest house in Berlin
17 The river Spree
18 The Cathedral
19 St. Hedwig's Church
20 The Thiergarten
21 Royal Dramatic Theatre
22 Schiller Monument
23 National Gallery
24 Statue of King William III.
25 Statue of Queen Louise
26 A branch of the New Lake
27 The Lowenbrucke
28 Brandenburger Gate
29 Monument of Victory
30 Belle Vue Palace
31 Marble Palace
32 Leipsic Street
33 The French Church
34 Royal Opera House
35 Frederick William University
36 The Arsenal
37 The front of the Arsenal
38 Entrance to Emperor William Street.
39 The Exchange
40 The Mint
41 Bruder Street
42 The Fisherbridge
43 Alexander Place Market
44 The Cycle Course
45 Charlottenburg Polytechnic
46 The Military Band

The Picturesque Scenery of Devonshire.

50 slides, with reading, $25.
1 Barnstaple, the Old Bridge
2 Lynmouth, from the Footpath
3 Lynmouth, Old Cottages from the Pier

FOR PRICE LIST OF SLIDES SEE PAGE 127.

4 Woodside Cottages and and Bridge, river Lyn
5 The Falls at Watersmeet, river Lyn
6 Lyn Cliff and Lynmouth
7 Lynton, the Village
8 Valley of Rocks, Lynton
9 Castle Rock, near Lynton
10 Ilfracombe, from Hillsborough
11 Ilfracombe, from Capstan Hill
12 Beach at Ilfracombe
13 Bideford from Fort Hill
14 Westward Ho! from the Pebble Ridge
15 Clovelly, from the Pier
16 Street in Clovelly, looking up
17 Street in Clovelly, looking down
18 Cliffs and Beach at Clovelly
19 Torrington, from the Castle Hill
20 Okehampton, general View
21 Chagford, from the Hills
22 Old Water Mill at Chagford
23 Vixen Tor, Dartmoor
24 Tavistock—General View
25 Tavistoek—The Abbey Buildings
26 Lydford Waterfall
27 Plymouth—View from the Hoe
28 Plymouth Hoe, from the Pier
29 Fishing Boat sailing out of Harbor
30 Plymouth—the Guildhall
31 Ivybridge—view on the river Erme
32 Totnes—the High street
33 Berry Pomeroy Castle
34 " " "
—Interior
35 Dartmouth and the Harbor
36 View up the Dart from Dartmouth
37 Kingswear, from Dartmouth
38 Brixham, the harbor &c
39 Brixham Trawlers
40 Berry Head from South Fort
41 Torquay and the Harbor
42 Torquay, from the Warren
43 Natural Arch, Torquay
44 Anstis Cove, near Torquay
45 Babbacombe Bay and Beach
46 Teignmouth—general view
47 Dawlish, from the west Cliff
48 Exmouth—the strand
49 Exeter Cathedral, the west front
50 Exeter Cathedral, the Interior

The English Lake District.

50 slides, with reading, $25.

1 Map showing the route taken
2 Windermere, general view
3 Windermere lake and Bowness, from Brant Fells
4 Bowness, from the shore
5 Windermere lake, Bowness, &c., from Furness Fells
6 Waterhead, Windermere lake
7 Ambleside Church
8 Ambleside from Loughrigg Fell
9 Stock Gill Force—Ambleside
10 Old Mill Stream—Ambleside
11 Skelwith Force
12 Colwith Force
13 Village of Elderwater and Langdale Pikes
14 Dungeon Gill, Langdale Pikes
15 View of the Rothay, at Rydal
16 Rydal Lake, looking north
17 Rydal Mount, late residence of Wordsworth
18 Waterfall, Rydal park
19 Grasmere Lake and Village
20 Ullswater lake and Mountain from Place Fell
21 Patterdale Church and Old Yew Tree
22 Ullswater lake and Place Fell, from Glenridding
23 Stybarrow Crag—Ullswater lake
24 Aira Force—Gowbarrow Park
25 Thirlmere Lake
26 Keswick, from Castle Hill
27 Keswick Market Place and Town Hall
28 Derwentwater, Friar's Craig, &c
29 View from Friar's Craig, Derwentwater
30 Bassenthwaite lake
31 Cockermouth, general view
32 Cockermouth Castle, the Keep
33 Lodore Falls
34 View of Derwentwater from above Lodore
35 Borrowdale valley
36 The Bowder Stone—Borrowdale
37 Castle Craig and valley—Borrowdale
38 Honister Craig
39 Buttermere lake, from the Meadows
40 Head of Buttermere
41 Wastdale Village and Valley
42 Mill at Gill Banks near Eskdale
43 Eskdale Valley and Village of Boot
44 View near the Old Mill, Eskdale
45 Stanley Gill, Eskdale
46 Coniston Village and lake
47 View of the Copper Mines, Coniston
48 Furness Abbey—the Cloister Court
49 Chapter House—Furness Abbey
50 Grange over Sands

The Italian Lakes.

50 slides, with reading, $25.

1 Street in Bellinzona
2 Locarno from the Pier
3 " the Grand Piazza
4 Madonna del Sasso from the Town
5 Madonna del Sasso from the Heights
6 Cannobo from the Steamer
7 Maccagno from the Lake
8 Luino from the Lake
9 Intra from the Pier
10 Laveno from the Lake
11 Pallanza, Piazza Garibaldi
12 Villa Clara, Baveno
13 Baveno from the Hills
14 Stresa and Lake Maggoire from the Hills
15 Isola Bella from the Shore
16 Isola Bella, the Grotto in Gardens
17 Arona from the Lake
18 Lake Orta from the South
19 The Lake at Orta
20 Market Place, Orta
21 Street in Orta
22 Island of San Guilio, Lake Orta
23 Madonna del Monte, near Varese
24 Lugano and Monte Bre
25 Lugano and Monte San Salvatore
26 Lugano and St. Lorenzo Church
27 Oxen cart, Lugano
28 Lugano from the Lake
29 The Wood Market, Lugano
30 Fresco by Luine at the Lugano
31 Ostena, entrance to the Grotto
32 Porlezza, the Landing Place, &c
33 Menaggio, the town, and Lake Como
34 Bellaggio, the Via Serbelloni
35 Bellaggio, general view
36 View from Park of Villa Serbelloni
37 Tropical Plants in garden of Villa Serbelloni
38 Lake Como, Lavedo and Island Comacina
39 View from above Sala, Looking north

FOR PRICE LIST OF SLIDES SEE PAGE 127.

40 Torrigia, from the Lake
41 Como, the Harbor and Landing Place
42 General view of Como
43 Como and the Lake, from Baradello Hill
44 Milan Cathedral from the Piazza
45 View on the roof of Milan Cathedral
46 Lecco, general view
47 Lake Lecco and Mountains from the bridge
48 Lecco, from the shore
49 Gravedona, from the Lake
50 Colico, the Diligence Office, &c

"GREENLAND'S ICY MOUNTAINS."

50 slides, *With descriptive Lecture*, $25.00.

1 Introductory
2 Our First Iceberg
3 Among the Young Ice
4 Spanning
5 The Crow's Nest
6 Fast to Land Ice
7 The Eagle's Nest
8 A Dead Walrus
9 Iceberg near Disco
10 Our First Kyak
11 An Omiack or Woman's Boat
12 Noaswak
13 A Sleigh and Dogs
14 Group of Esquimaux Dogs
15 A Visit from the Governor
16 Upernivik
17 On the Ice at Upernivik
18 "Making off" Walrus Skins
19 The Governor of Upernivik
20 Two of the Governor's Children
21 Four Native Girls
22 Seal Fishing
23 Heavy Ice in Melville Bay
24 A Quiet Day in Melville Bay
25 Ship beside Iceberg
26 Blasting the Ice
27 A very Large Iceberg
28 Cape York and Conical Island
29 Group of Arctic Highlanders
30 Dalrymple Rock
31 A Day's "Bag"
32 An Esquimaux of Eta Close
33 Snaring Eider Duck
34 A Polar Bear
35 A Young Bear
36 Whaling—The Whale's Tongue
37 Whaling—The Whale's Fin
38 Whaling—The Whale's Lip
39 Whaling—Whalebone
40 Whaling—Whalebone
41 Whaling—The Whale's Tail
42 Whaling—Harpoons
43 Our Constant Companions
44 A Group on the Quarter-Deck
45 A Small Arctic Specimen
46 Two Esquimaux
47 "Kate Mackay"
48 An Esquimaux Encampment
49 Off Cape Hooper
50 The Last Iceberg

MOROCCO AND THE MOORS.

45 slides, *With Lecture*, $22.50.

1 On Board Steamer
2 Rock of Gibraltar
3 Tangier, General View
4 Tangier, from South-West
5 Tangier, Street View
6 Tangier, Street View
7 Tangier, Lower Soko
8 Tangier, Moorish Well
9 Tangier, Water Carrier
10 Tangier, Water Seller
11 Tangier, South Port
12 Tangier, Entrance to the Kasbah
13 Tangier, the Treasury
14 Tangier, Court House
15 Tangier, Sultan's Palace
16 Tangier, Sultan's Palace, Walls of Throne Room
17 Tangier, View from Kasbah
18 Tangier, Upper Soko
19 Tangier, Upper Soko
20 Tangier, Fish Market
21 Tangier, Moorish Woman
22 Tangier, Shoeing Forge
23 Tangier, Snake Charmers
24 Tangier, Negro Minstrel
25 Tangier, Negro Minstrel
26 Tangier, Negro
27 Tangier, An Old Slave
28 Tangier, Negresses
29 Tangier, A Donkeyman
30 Tangier, Villa de France Hotel
31 Tangier, Saint's Mosque
32 Tangier, Funeral Procession
33 Tangier, View from Mountain
34 Tangier, Cape Spartel
35 Tangier, Cape Spartel (Interior)
36 Tangier, The Beach
37 Tangier, Roman Bridge
38 Tangier, Moorish Bridge
39 Tangier, Entrance to Mosque
40 Tangier, Entrance to Shops
41 Tangier, A Shopkeeper
42 Tangier, Exterior of House
43 Tangier, Interior of House
44 Tangier, Moorish Gentleman
45 Tangier, Moorish Walking Costume
46 Tangier, Eating Kiskosson
47 Tangier, Tea Drinking
48 Tangier, a Rich Moor
49 Tangier, a Jewess
50 Tangier, a Jewish Lad

Ultima Thule, or Round the Shetland Islands.

36 slides, $18.00.

With descriptive Lecture.

1 Lerwick, General View
2 Lerwick, Commercial Street
3 Lerwick, from South
4 Lerwick, the Nab
5 Lerwick, Town Hall
6 Lerwick, Drying Fish
7 Bressay, The Lighthouse
8 Bressay, Orkneyman's Cave
9 Bressay, Giant's Leg
10 Holm of Noss
11 Cradle of Noss
12 The Noup of Noss
13 A Shetland Croft
14 Shetland Pony
15 View from Upper Sound
16 Ness of Sound
17 Peat Carriers
18 Leebiton
19 Pictish Castle, Mousa
20 Sumburgh Head
21 Ruins of Jarlshoff
22 Fitful Head
23 Speggie Bay
24 Scalloway
25 Hillswick, the Drongs
26 Hillswick, Gordie Stack
27 Stenness, Fishermen's Huts
28 Stenness, the Dore Holm
29 Grind of the Navir
30 Holes of Scrada
31 Rona's Hill and Voe
32 Steamship Earl of Zetland
33 Muness Castle
34 Muckle Head of Balta
35 Loch of Cliff
36 Muckle Flugga Light house

Three Weeks in the United States and Canada.

30 slides, $15.00.

1 S. S. Parisian
2 Halifax, Nova Scotia
3 Boston, City Hall
4 Boston, Public Gardens
5 Boston, Square
6 New York, Broadway
7 New York, Broadway

FOR PRICE LIST OF SLIDES SEE PAGE 127.

8 New York, City Hall
9 New York, Central Park
10 New York, Central Park, the Lake
11 New York, Brooklyn Ferry Boat
12 Philadelphia, Chestnut Street
13 Philadelphia, Independence Hall
14 Baltimore, Harbor
15 Baltimore, Market Street
16 Washington, Capitol
17 Washington, White House
18 St. Louis
19 Chicago
20 Niagara Falls
21 Montreal, Shooting the Rapids
22 Montreal, from Mount Royal
23 Montreal, St. James' Street
24 Montreal, Post Office and Bank
25 Montreal, Victoria Square
26 Montreal, Church of the Jesuits
27 Quebec, from the River
28 Quebec, the Citadel
29 Quebec, Breakneck Stairs
30 Quebec Falls of Montmorency

The Highlands of Scotland.

51 slides, $25.50.

With Reading.

1 Glasgow Cathedral
2 Glasgow University
3 Broomielaw Bridge, Glasgow
4 Dumbarton Castle
5 Greenock, Custom House Quay
6 At the Tail of the Bank, Greenock
7 Dunoon
8 Rothesay
9 Kyles of Bute
10 Arran
11 Inverary Castle
12 Oban
13 Staffa
14 Iona
15 Kilchurn Castle, Loch Awe.
16 Glencoe
17 Ben Nevis
18 Falls of Foyers
19 Urquhart Castle, Loch Ness
20 Inverness
21 Strome Ferry
22 Old Man of Storr, Skye
23 Needle Rock, Skye
24 St. Kilda
25 Callanish Stones, Stornoway
26 Herring Fleet at Stornoway
27 Flowerdale, Gairloch
28 Loch Maree
29 Dunrobin Castle
30 Elgin Cathedral
31 Aberdeen
32 Brig o' Balgowie
33 Dunottar Castle
34 Balmoral
35 Dhu Loch, Loch-na-gar
36 Braemar
37 Loch Avon and Ben Mac Dhui
38 Snow Cutting on the Cairnwel
39 Dunkeld Cathedral
40 On the Tay at Dunkeld
41 Queen's View, Pass of Killiecrankie
42 Blair Athole
43 Taymouth Castle
44 Falls of Moness
45 Killin
46 Callander and Ben Ledi
47 Trossachs Hotel
48 Silver Strand Loch Katrine
49 Inversnaid Falls, Loch Lomond
50 Loch Lomond and Ben Lomond
51 Stirling Castle

The Romance of History; or, Fact and Fiction.

44 slides, $22.00.

With Descriptive Lecture.

1 The Tower of London, General View
2 The Tower of London, St. John's Chapel
3 The Tower of London, Exterior St. Peter's Church
4 The Tower of London Interior of St. Peter's Church
5 The Tower of London, Martin Tower, Royal Arms
6 The Rhinoceros
7 Windsor Castle, General View
8 Windsor Castle, Round Tower
9 Westminster Abbey, General View
10 Westminster Abbey, Shrine of Edward the Confessor
11 Westminster Abbey, Jerusalem Chamber
12 Henry VIII, and Anne Boleyn's Tree
13 Temple Bar
14 Painted Hall, Greenwich
15 Hogarth's Laughing Audience
16 Hogarth's Beer Street
17 Hogarth's Gin Lane
18 Hogarth's Gates of Calais
19 Hogarth's March of the Guards to Finchley
20 Hogarth's Tomb
21 Hampton Court
22 The Old Tabard
23 Canterbury Cathedral
24 Canute's Palace, Southampton
25 Netley Abbey
26 Rufus Stone
27 St. Alban's Abbey
28 Carnarvon Castle
29 Aberglaslyn
30 Kenilworth Castle
31 Shakespeare's House
32 Grammar School, Stratford
33 Anne Hathaway's Cottage
34 Stratford Church
35 Gothelney Manor House
36 She Read of Fairies
37 The Magician and Aladdin
38 The Magician Throws Perfume on the Fire
39 Aladdin in the Enchanted Palace
40 Aladdin Takes the Magic Lamp to his Mother to Clean
41 Aladdin Determines to Marry the Princess
42 Aladdin's Mother Presenting the Vase of Flowers to the Sultan
43 The Magician Gets Possession of the Magic Lamp
44 The Sultan Enraged at the Disappearance of Aladdin's Palace

Children's Entertainment. No. 1.

48 slides, $24.00.

With Descriptive Lecture.

1 The Call of Samuel
2 The Death of Eli
3 Saul's Disobedience
4 Samuel Anointing David
5 David and Goliath
6 Saul's Jealousy of David
7 Jonathan and David
8 David Sparing Saul's Life
9 Death of David's Child
10 Death of Absalom
11 David Mourning for Absalom
12 The Judgment of Solomon
13 Androcles Runs Away from his Master
14 Androcles Extracts a Thorn from the Lion's Foot
15 Androcles Falls Asleep Under the Lion's Protection
16 Androcles is Discovered
17 Androcles in the Arena
18 Androcles Released
19 Babylonian Lion
20 Bengal Tiger
21 Brahmin Bull
22 Eland
23 Sing Sing Antelope
24 The Markhoor
25 The Rhinoceros
26 The Syrian Bear
27 Zebra and Colt
28 Elephants
29 The Sea Lion
30 Goodchild at Work
31 Goodchild in Church
32 Idle Apprentice Playing Pitch and Toss
33 Goodchild Earns the Confidence of His Master
34 Idle Apprentice Sent to Sea

FOR PRICE LIST OF SLIDES SEE PAGE 127.

35 Goodchild Taken into Partnership
36 Goodchild is Made Alderman
37 Idle Apprentice Betrayed
38 Idle Apprentice Charged with Robbery
39 Idle Apprentice Sentenced to Death
40 Goodchild Proclaimed Lord Mayor
41 Cinderella in the Kitchen
42 A Fairy Godmother Visits Her
43 Cinderella Dressed for the Ball
44 Cinderella Starts for the Ball
45 Cinderella and the Young Prince
46 The Prince Finds the Slipper
47 The Proclamation
48 Cinderella Married to the Prince

Children's Entertainment. No. 2.

48 slides, $24.00.

With Descriptive Lecture.

1 The Wanderoo
2 The Lion
3 The Leopard
4 The Roe
5 The Camel
6 The Needle's Eye
7 The Horse
8 The Ass
9 The Wild Ass
10 Sheep
11 Scrub's First Start in Life
12 Alfred Pamperfield Introduced
13 Cook and Housemaid Questioning Scrub
14 Scrub in the Kitchen
15 Pamperfield Goes to the Theater
16 Scrub Resists Pamperfield's Temptation
17 Patty Scolds Scrub
18 Pamperfield with His Glass and Bottle
19 Scrub Saves Alfred
20 Scrub Promoted
21 Scrub a Sunday-School Teacher
22 The Old Oak Chest
23 "I'll Hide, I'll Hide," She Merrily Cried
24 Its Lid was Raised She an Instant Gazed
25 Then in She Stepped, Her Bright Robe Swept
26 They Sought Her all Night
27 For They Marked how He Sighed for His Lovely Bride
28 By the Old Sepulchral Chest
29 The Two Mules
30 The Swallow and the Little Birds
31 The Thieves and the Ass
32 The Wolf Turned Shepherd
33 The Cat and the Old Rat
34 The Sick Lion and the Fox
35 Washing Day
36 Oh What a Guy!
37 Open Your Mouth and Shut Your Eyes
38 Seven A. M.
39 Seven P. M.
40 Look for the Towel Before you Soap Your Face
41 Dick Longs to go to London
42 Dick Found on a Doorstep
43 Dick Buy's a Cat
44 Dick on Highgate Hill
45 Dick's Cat at the King's Dinner
46 Dick Receives the Price of His Cat
47 Dick Knighted
48 Dick Marries Alice

Pilgrim's Progress.

40 slides, $20.00.

Photographed from Life Models and with Specially Painted Scenery

With Descriptive Lecture.

1 Portrait of Bunyan
2 Bunyan Alarmed for the Salvation of His Soul
3 Bunyan Listens to Three Women
4 Bunyan Parting with His Wife and Children
5 Bunyan's Tomb
*6 Christian Reading His Book
*6A Christian and Evangelist
*7 Christian, Pliable and Obstinate
*8 Christian Helped out of the Slough
*9 Worldly Wisemen
*10 Christian Under Sinai
*11 Christian Knocking at the Gate
*12 Goodwill shows Christian the Way
*13 Passion and Patience
14 The Fire Burning
15 The Man with the stout Countenance
16 The Man in the Cage
*17 Christian's Burden falls off
*18 The Three Shining Ones
*19 Christian in the Arbor
*20 Christian at the Door of Palace Beautiful
*21 Christian Armed
*22 Christian defeats Apollyon
*22A Christian Returns Thanks
*23 The Valley of the Shadow of Death
*24 Faithful lifts Christian
*25 Vanity Fair
*25A Death of Faithful
*26 Christian and Hopeful enter into a Brotherly Covenant
*27 Lady Feigning's daughter
28 Christian replies to Byends and Friends
*29 The Pilgrims by the River of the Water of Life
*30 Christian and Hopeful at the Stile of Bypath Meadow
31 Christian and Hopeful found asleep by Giant Despair
32 The Giant beats his Prisoners
*33 Christian and Hopeful escape from the Dungeon
*34 Christian and Hopeful on the Delectable Mountains
35 Victims of Giant Despair among the Tombs
36 Little Faith Robbed
*37 The Pilgrims in view of the Celestial City
*38 The Pilgrims cross the River of Death
39 The Pilgrims ascend the Hill under escort
40 Ignorance thrust into Hell

*Those marked thus [*] are Photographed from life Models

Bunyan's Pilgrim's Progress—Christiana.

32 slides, $16.00.

No reading

1 Christiana Repents
2 Christiana's Dream
3 Christiana proposes to go on a Pilgrimage
4 Mrs. Timorous and Mercy find Christiana packing up
5 Mercy desires to accompany Christiana
6 Mercy left without the Gate
7 The Children eat the Enemy's Fruit
8 The Man with the Muckrake
9 Mr. Greatheart
10 Hill Difficulty
11 Giant Grim's Death
12 The Pilgrims entreat Greatheart to stay
13 Mercy's Dream
14 Mr. Brisk
15 Dr. Skill
16 The Shepherd Boy
17 The Pilgrims erect a Pillar
18 Mr. Honest
19 Mr. Fearing
20 Gaius proposes a Marriage
21 Old Honest proposes a Riddle
22 James reading the Bible in Gaius' House
23 Pilgrims carry back Slaygood's Head
24 Feeble-mind welcomes Ready-to-Halt
25 Mercy Clothes the Poor

FOR PRICE LIST OF SLIDES SEE PAGE 127.

26 Mercy at the Bye-way to Hell
27 Valiant-for-Truth
28 The Parents of Valiant-for-Truth try to dissuade him
29 Standfast and Madame Bubble
30 Flower Offerings
31 Christiana Blesses her Children
32 Christiana enters the River

The Pilgrim's Progress.

36 slides, $18.00.

No Lecture.

1 Christian setting out for the City of Destruction
2 Help draws Christian out of the Slough of Despond
3 Christian beneath Mount Sinai
4 Goodwill shows Christian the way
5 Christian in view of the Cross
6 Christian ascends the Hill Difficulty
7 Christian passes the two Lions
8 Christian enters the Palace Beautiful
9 Christian armed by Prudence
10 Christian in the Valley of the Shadow of Death
11 Faithful's struggle with the first Adam
12 Evangelist gives good counsel to Christian and Faithful
13 Christian and Faithful in Vanity Fair
14 Faithful suffers Death
15 Mr. Moneylove's Lesson in Hypocrisy
16 The Pillar of Salt
17 Christian and Hopeful in the Castle of Giant Despair
18 Christian, Hopeful and the Shepherds in Delectable Mountains
19 Faintheart, Mistrust and Guilt rob Little Faith
20 Christian and Hopeful delivered from the Net
21 Beware of Sleeping in the Enchanted Ground
22 Christian instructs Ignorance
23 The Gates are Opened
24 Secret encouragesChristian to go
25 Mercy at the Wicket Gate
26 Christian and Mercy delivered from two ill-favored ones
27 The Interpreter's Garden
28 The Pilgrims Drink of the Spring
29 The Welcome at the Palace Beautiful
30 Mr. Brisk and Mercy
31 Honest asleep under the Oak
32 The Pilgrims at the place where Faithful perished
33 Valiant-for-Truth beset by Thieves
34 The Wearisome Way
25 Pilgrims Rest in the Land of Beulah
36 The Farewell

Pilgrim's Progress.

22 slides, $11.00.

From "The Art Journal" Illustrations.

No Lecture.

1 The Genius of Art delineating Bunyan's Dream
2 Christian meditates his Departure
3 Christian is met by Evangelist
4 Pliable consents to bear Christian company
5 Christian and Pliable fall into the Slough of Despond
6 Christian's Danger beneath Mount Sinai
7 Christian is released from his Burthen of Sin
8 Christian endeavors to awake Sloth, Ignorance and Presumption
9 Christian is met by Fear and Mistrust
10 Christian Combats with Apollyon
11 Christian Vanquishes Apollyon
12 Christian prepares to enter the Shadow of Death
13 Meeting of Christian and Faithful
14 Christian and Faithful Mocked by the Scorners at Vanity Fair
15 The Destruction of Byends and his Companions
16 Christian and Hopeful are seized by the Giant Despair
17 Christian and Hopeful Escape from the Giant Despair
18 Christian and Hopeful are shown the entrance to the Bottomless Pit
19 Christian and Faithful behold the Fate of the Apostate
20 Christian and Hopeful arrive at the Waters of Death
21 Christian and Hopeful pass the Waters of Death
22 Christian and Hopeful ascend into the Celestial City

John Ploughman's Pictures.

38 slides, $19.00.

With Reading.

1 If the Cap fits, wear it
2 Never burn a Candle at both Ends
3 One hunchback laughs at another
4 Empty Sacks
5 The Old Man and his Donkey
6 A Horn-blower but not a Hunter
7 Don't shave with a Hand-saw
8 Don't cut off your Nose
9 The Hole under the Nose
10 Sweep before your own Door
11 Duly feed Man and Steed
12 Mouse-Catching
13 The Blind need no Mirrors
14 He has got the Fiddle, but not the Stick
15 Great Cry and little Wool
16 Bend the Sapling
17 Ride not your Hobby too hard
18 Great Public Men
19 Fight for a Bone
20 The Cat's Foot
21 Mind your own Business
22 You can't catch the Wind in a Net
23 Beware of the Dog
24 Like Cat Like Kit
25 The Horse with a Halter
26 Beware of Man-Traps
27 A black Hen lays a white Egg
28 He looks one way and pulls the other
29 Stick to it and succeed
30 Cart before the Horse
31 The Leaking Tap
32 Fools set Stools for Wise Men to stumble over
33 A Man in a Passion
34 No Plough, many Weeds
35 The cracked Dish
36 Grasp all and lose all
37 Scatter and increase
38 Every Bird likes its own Nest

John Tregenoweth: His Mark.

18 slides, $9.00.

With Reading.

1 The old man and I sat together
2 I opened the door
3 All of a sudden there came an awful blaze of light
4 Light a candle, Mary, 'tis so dark
5 Betty at the Washtub

FOR PRICE LIST OF SLIDES SEE PAGE 127.

6 She would sing as I played
7 Then the little maid would sit by my side
8 She was praying for me
9 Here's the old Fiddle
10 My hand rested upon the scar of the wound
11 He got out the paper and wrote something down
12 He comes back and puts a bundle in my hands
13 She flings away the old one and puts on another
14 Mary, lead me to a corner just inside the door
15 Follow me
16 The Donkey and Cart
17 The new Parson
18 Let nothing, O Lord, interrupt this holy Peace

Liverpool.

42 slides, $21.00.

With Reading.

1 Liverpool in the Seventeenth Century
2 St. George's Hall
3 Statues of the Prince Consort and the Queen, with the Wellington Monument
4 The Free Library and Museum
5 The Picton Reading Room
6 The Walker Art Gallery
7 Church Street and the Compton Hotel
8 The Sailors' Home
9 The Custom House
10 The Town Hall
11 The Exchange
12 The Tomb of Huskisson
13 St. Nicholas' Church and the Watch Tower
14 The Approach to the Landing Stage
15 The Birkenhead Luggage Boat and the Steamship "Celtic"
16 The Coasting Steamer "Bonnie Doon" at the Landing Stage
17 Steam-tugs waiting for the Tide
18 View of the Mersey from the Baths
19 The Lifeboat at Rest
20 Europe, Farewell, Emigrants' Departure
21 Group of Russian Refugees
22 H. M. S. "Assistance" embarking Troops for Ireland
23 The Prince's Half-Tide Dock and the Waterloo Grain Warehouses
24 The River Entrance to the Prince's Dock
25 The Belfast steamer waiting to enter Dock
26 The Steamship "Parisian" in the Graving Dock
27 The Liverpool College
28 The Original Everton Coffee House
29 The Young Men's Christian Association
30 The Masonic Hall
31 A Grotto in Sefton Park
32 The Rathbone Monument, Sefton Park
33 The Birkenhead Landing Stage
34 The Bombay Steamer in the Birkenhead Docks
35 The One o'clock Gun and the Steamship "City of Rome"
36 Entrance to Birkenhead Park
37 Birkenhead Park, The Lake
38 Birkenhead Park, Bridge over the Lake
39 Steamships "Italy" and "City of Montreal"
40 New Brighton Pier
41 New Brighton, The Sands and the Battery
42 New Brighton, The Rock Lighthouse

Microscopic Gems.

50 slides, $25.00.

With Reading,

1 Trichinæ in Human Muscles. x 18*
2 Trichinæ in Tongue of Rabbit. x 20
3 Human Liver, Healthy. x 30
4 Human Liver, Drunkard's. x 30
5 Human Tooth, Section. x 4
6 Tooth of Sawfish. Trans. Section. x 14
7 Human Bone. Trans. Section. x 35
8 Bone of Mammal—Tapir. x 35
9 Bone of Bird—Albatross. x 35
10 Bone of Reptile—Alligator. x 35
11 Horn of Bison. x 8
12 Horn of Rhinoceros. Trans. Section, x 12
13 Horn of Rhinoceros. Long. Section. x 12
14 Whalebone of the Bottle-nosed Whale. x 14
15 Whalebone of the South Sea Whale. x 14
16 Hair of Rat. x 200
17 Quill of Porcupine. Trans. Section. x 11
18 Feather of Goldfinch. x 35
19 Cell Structure, Rice Paper Plant. x 35
20 Starch Grain, Polarized. x 35
21 Raphides of the White Lily. x 100
22 Speæ-raphides of the Prickly Pear. x 100
23 Ivory Nut. Section. x 180
24 Stellate Cells of the Rush. x 25
25 Spiral Fiber of the Collomia Seed. x 35
26 Woody Fiber of Pine Wood. x 35
27 Stem of the Pepper Plant. Trans. Section. x 12
28 Stem of the Bamboo. Trans. Section. x 15
29 Stem of the Sarsaparilla. Trans. Section. x 12
30 Stem of the Bracken, x 8
31 Fructification of a Fern, Maiden's Hair. x 35
32 Scales of a Fern. x 18
33 Stellate Hairs and Scales of Sallow Thorn. x 35
34 Leaf of Sundew, Insectivorous Plant. x 35
35 Cuticle of the Dutch Rush. x 35
36 Ovary of the Tiger Lily. x 10
37 Diatom Heliopelta. x 200
38 Diatom Triceratium. x 200
39 Diatom Pinnularia. x 220
40 Cinchona Bark. Trans. Section
41 Bisulphate of Quinine, Polarized. x 11
42 Quinate of Quinine, Polarized. x 20
43 Chloride of Morphia, Polarized. x 12
44 Salicine, Polarized
45 Epsom Salts. Oblique light. x 25
46 Platino Cyanide of Magnesium, Polarized. x 11
47 Platino-Cyanide of Potassium. x 8
48 Pitchstone Section. x 35
49 Granite. Section. x 35
50 Chalcedony. x 11
* These figures indicate the number of times the object is magnified before being thrown on the screen

A Peep Into Nature through the Microscope.

54 slides, $27.00.

With Reading.

1 Human Flea
2 Human Male Flea
3 Flea of Dog
4 Flea of Sand Martin
5 Flea of Mole
6 Proboscis of Blow Fly
7 Proboscis of Blow Fly, minute structure
8 Eye of Fly
9 Foot of Fly
10 Spiracle of Fly
11 Silkworm
12 Structure of Air Tubes
13 Spiracle of Larva of Cockchafer
14 Wing of Butterfly
15 Wing Scales of Blue Butterfly

FOR PRICE LIST OF SLIDES SEE PAGE 127.

16 Antennæ of Vaporer Moth
17 Tongue of Honey Bee
18 Hind Wings of Bee. Hooklets
19 Sting of Hornet
20 Saws of Saw Fly
21 Tongue of Cricket
22 Gizzard of Cricket
23 Chirping File and Drum of Cricket
24 Sheep Tick
25 Human Bug
26 Parasite on Pig
27 Aphis
28 Aphis—Male
29 Spider
30 Mouth of Spider
31 Spinneret of Spider
32 Foot of Spider
33 Calaminstrum on Leg of Spider
34 Red Earth Mite
35 Cheese Mites
36 Parasite on Beetle
37 Tape Worm of Cat
38 Palate of Garden Snail
39 Palate of Haliolis—Polarized
40 Stem of Exogen. Clematis
41 Brazilian Wood. Annual Rings of growth
42 Plane Tree. Medullary Rays
43 Plane Tree. Vertical Section across the Rays
44 Section of Stem of Endogen. Butcher's Broom
45 Cuticle of Leaf. Stomata
46 Sea Weed. Polysiponia
47 Volvox Globator
48 Recent Diatoms
49 Fossil Diatoms
50 Foraminifera. March Silt
51 Chalk
52 Soundings of H. M. S, Challenger
53 Stem of Plant in Coal
54 Oolitic Limestone. Clifton

A SELECTION OF SOME OF THE BEST KNOWN

MICROSCOPICAL OBJECTS.

Photographed as Slides for the Lantern, with Readings.

50 cents each.

*** These figures denote the number of diameters to which the specimen is magnified upon the slide.**

1 Human Flea--Pulex irritans Male, X 20*
2 Human Flea--Pulex irritans. Female, X 15
3 Flea of Dog—Pulex canis Male, X 20
4 Flea of Dog—Pulex canis. Female, X 18
5 Flea of Sand Martin Male, X 14
6 Flea of Mole, without eyes Female, X 18
7 Proboscis of Blow-Fly—Musca vomitoria, X 25
8 Proboscis of Blow-Fly, minute structure, X 180
9 Wing of Blow-Fly X 7
10 Wing of Blow-Fly, minute structure, X 180
11 Portion of Eye of House Fly—Musca domestica, X 180
12 Foot of House Fly—Musca Domestica, X 100
13 Spiracle of Blow-Fly, X 80
14 Proboscis of Drone-Fly—Eristalis tenax, X 30
15 Ovipositor of Drone Fly, X 7
16 Marsh Fly, X 4
17 Head and Antennæ of Crane Fly, X 10
18 Sheep Tick—Melophagus ovis, X 9
19 Saw Fly—Tenthredo variata Female, X 21/2
20 Saws of Saw Fly, X 20
21 Anterior Leg and Foot of Saw Fly, X 25
22 Minute Structure of Wing of Saw Fly, X 180
23 Sting of Hornet with Poison Bag, X 7
24 Sting of Honey Bee—Apis mellifica, X 20
25 Tongue of Honey Bee—Apis Mellifica, X 12
26 Tongue of Honey Bee, minute structure, X 108
27 Tongue of Mason Wasp, X 20
28 Anterior Wing of Humble Bee, X 4
29 Posterior Wings of Bees, showing Hooklets, X 180
30 Black Ant—Formica nigra, X 10
31 House Ant, X 20
32 Water Beetle—Hyphidrus ovatus Female, X 8
33 Soldier Beetle—Telephous, X 4
34 Larvæ of Lady-Bird Beetle — Coccinella, X 9
35 Spiracles of Water Beetle—Acilius sulcatus, X 35
36 Spiracle of Larvæ of Cockchafer, X 110
37 Spiracle of Cockchafer—Melolontha volgaris, X 100
38 Tongue of Cricket—Acheta domestica, X 20
39 Gizzard of Cricket—Acheta domestica, H 35
40 Chirping File and Drum of Cricket, X 5
41 Human Bed Bug—Acanthia lectularia, X 9
42 Human Louse—Pediculus vestimenti, X 18
43 Human Head Louse—Pediculus capitis, X 20
44 Parasite of Domestic Fowl--Liothem Pallidum, X 30
45 Eggs of parasite of Gibbon Monkey, X 35
46 Parasite of Emu, X 20
47 Parasite of Ostrich, X 14
48 Parasite of Dog, X 35
49 Parasite of Pig, X 15
50 Parasite of Horse, X 25
51 Aphis from Nettle, Male, X 35
52 Leaf Insect, X 50
53 Silkworm—Larvæ of Bombyx mori, X 2
54 Trachea of Silkworm, X 8
55 Trachea of Silkworm Spiral structure, X 50
56 Larvæ of Vapourer Moth Very young, X 20
57 Scaly *true legs* of young Larvæ of Vapourer Moth, X 100
58 Membranous *false or prolegs* of young Larvæ or Vapourer Moth, X 100
59 Larvæ of Vapourer Moth--Orgia Antiqua X 3
60 Hairs of Larvæ of Vapourer Moth, X 11
61 Hairs of Caterpillar, from Monte Video, X 6
62 Antennæ of Vapourer Moth, X 7
63 Scaly Leg of Larvæ of Butterfly, X 30
64 Membranous Leg of Larvæ of Butterfly, X 30
65 Antennæ of Wood Leopard Moth—Zeuzera Æsculi, X 8
66 Spiracle of Larvæ of Puss Moth—Cerura vinula, X 25
67 Spiracle of Larvæ of Privet Moth—Sphinx Ligustri, X 35
68 Wing Scales of Swallow Tailed Butterfly
69 Wing Scales of Death's Head Moth, X 35
70 Wing Scales of Butterfly—Morpho Africa, X 35

FOR PRICE LIST OF SLIDES SEE PAGE 127.

71 Wing Scales of Butterfly—Hipparchia Janira, X 80
72 Wing Scales of Blue Butterfly-P Agriolus X 180
73 Spider, X 4
74 Garden Spider, very young, X 15
75 Mouth Organs of Spider, X 8
76 Legs of Various Spiders, X 7
77 Calamistrum on Leg of Web-Weaving Spider, X 35
78 Foot of Web-Weaving Spider—Pectinate Claws, X 80
79 Spinneret of Spider, X 30
80 Leg of Harvest Spider —PhalangiumCornutum, X 10
81 Scorpion
82 Red Earth Mite-Trombidium, X 12
83 Chelifer, X 18
84 Parasite of Beetle—Gamasus Coleoptratorum, X 35
85 Parasite of Bee, X 35
86 Parasite of Dog—Ixodes, X 12
87 Cheese Mites—Glyciphagus Ciro, X 35
88 Tape Worm from Cat, X 9
89 Millipede — Geophilus, X 4
90 Young Sea Horse-Hippocampus Brevirostris, X 9
91 Palate of Garden Snail X 25
92 Palate of the Trochus Zizyphinus, X 30
93 Palate of Neritina Virginia, X 30
94 Palate of Haliotis Tuberculata. Polarized X 12
95 Hydrozoa — Eudendrium ramosum, X 30
96 Spine of Echinus. Trans. Sec., X 35
97 Skeleton of a Silliceous Sponge. Mycerina Squares, X 35
98 Spicules of Gorgonia Plexaura Flexuosa, X 30
99 Spicules of Synapta. Grouped, X 30
100 Challenger Soundings. 4,475 fathoms, Lat. 11-24 N. Long. 143-16 E,, X 35
101 Soundings. 1,350 fathoms. Pacific Ocean, Lat. 21-1 S. Long. 57-25 E., X 35
102 Polycystina. Grouped, X 20
103 Foraminifera from March Silt, X 35
104 Perforations in a Foraminifera Shell, X 180
105 Foraminifera. Brighton Chalk, X 20
106 Whalebone. Trans. Sec., Bottle-Nosed Whale, X 14
107 Whalebone. Trans. Sec., White Whale, X 14
108 Whalebone. Trans. Sec., South Sea Whale, X 14
109 Hoof of Horse. Section, X 14
110 Horn of Rhinoceros. Trans. Sec., X 12
111 Horn of Rhinoceros. Long. Sec., X 12
112 Horn of Bison. Trans. Sec., X 8
113 Stem of Hedge Maple. Trans. Sec., X 12
114 Stem of Clematis. Trans. Sec., X 15
115 Stem of Aristolochia Latifolia. Trans. Sec., X 15
116 Stem of Pepper Plant. Trans. Sec., X 12
117 Stem of Wisteria. Trans. Sec., X 13
118 Stem of Sarsaparilla. Trans. Sec., X 12
119 Root of Sarsaparilla. Trans. Sec. Guayaquil, X 15
120 Root of Sarsaparilla. Trans. Sec., Valparaiso, X 15
121 Stem of Butcher's Broom—Ruscus Aculeatus, X 10
122 Brazilian Wood. Trans. Sec., X 6
123 Brazilian Wood. Trans. Sec., X 30
124 Liana Genuta. Trans. Sec., X 2½
125 Calabash. Trans. Sec., X 15
126 Calabash. Long Sec., X 15
127 Plane Tree. Trans. Sec., X 35
128 Plane Tree. Long. Sec., Across Medullary Rays, X 35
129 Plane Tree. Long. Sec. Between Medullary Rays, X 35
130 Pith of Rice Paper Plant—Aralia Papyrifera, China. Trans. Sec., X 35
131 Bread Fruit Tree. Trans. Sec., X 35
132 Stellate Hairs and Scales, from Leaf of Durio Zibethinus, X 35
133 Bamboo Cane. Trans. Sec., X 15
134 Cuticle of Cyclamen Atkinsii, Showing Stomata, X 180
135 Kilarney Fern—Trichomenes Radicans, X 10
136 Fructification of a Fern, X 7
137 Scales of a Fern—Goniaphalium Sepultum X 18
138 Scales of a Fern. Grouped, X 14
139 Scales of a Fern, Grouped, Polarized, X 14
140 Algæ—Polysiphonia Fastigiata, X 35
141 Algæ, Sphacelaria Sertularia, X 35
142 Recent Diatoms—Arachnoidiscus Ehrenbergii, X 120
143 Fossil Diatoms, from Mansfield Cliff, Barbadoes, X 80
144 Volvox Globator, X 35
145 Section of Cleopatra's Needle, X 12
146 Section of Ferruginous Oolite, from Dundry Hill, Bristol, X 9
147 Section of Oolitic Limestone, Clifton, Bristol, X 12
148 Section of Encrinital Limestone, Clifton, Bristol, X 12
149 Section of Eozoon Canadenses, X 12
150 Section of Stem of Plant in Coal. Sigillaria, X 4

THE SOLAR SYSTEM ILLUSTRATED.

50 slides, with reading, $25.00.

WITH A GLIMPSE AT THE STELLAR UNIVERSE.

1 Introduction
2 Relative sizes of the Sun and Planets
3 Apparent size of the Sun as visible from the Planets
4 Telescopic View of Solar Disk
5 Typical Sun Spot
6 Zones of Sun Spots
7 Comparative sizes of the principal Planets
8 Phases of an Inferior Planet
9 Comparative sizes of Venus and Earth
10 Telescopic Appearances of Venus
11 Constant inclination of Earth's Axis to the Ecliptic
12 The Seasons
13 Curvature of the Earth's Surface
14 Full Moon
15 The Tides
16 Lunar Eclipses
17 Solar Eclipses, 1836 to 1860
18 Total Solar Eclipse
19 Views of Solar Prominences
20 Moon at First Quarter
21 Moon at Third Quarter
22 Triesnecker
23 Ideal Lunar Landscape
24 Views of Mars
25 Comparative sizes of Jupiter and Earth
26 Comparative sizes of Saturn and Earth

FOR PRICE LIST OF SLIDES SEE PAGE 127.

27 Views of Saturn
28 View of Saturn
29 Orbits of the Uranian Satellites
30 Diagram explaining Discovery of Neptune
31 A Shooting Star
32 Meteoric Shower
33 Ring of Meteoric Bodies round the Sun
34 Great Comet of 1811
35 Halley's Comet
36 Donati's Comet
37 Coggia's Comet
38 The Celestial Sphere and Diurnal Motion
39 The Northern Circumpolar Stars
40 Ursa Major and Ursa Minor
41 Part of Constellation "Gemini," as seen with the naked eye
42 Part of Constellation "Gemini," as seen with Telescope
43 The Northern "Milky Way"
44 Herschel's Theory of the Universe
45 Multiple System of Stars
46 Star Clusters
47 Annular Nebulæ
48 Nebula in Canes Venatici
49 The Great Nebula in Orion
50 Central part of the Orion Nebula

A Tour Through North Wales.

50 slides, with reading, $25.

1 Llandudno, from Gt. Orne's Head
2 Llandudno, the Beach and Pier
3 Llandudno, Mostyn street
4 Conway Castle and Bridges
5 Conway Castle, Banqueting Hall
6 Llanrwst Bridge
7 Valley at Bettws-y-Coed
8 Bettws-y-Coed from the Bridge
9 The Fairy Glen, Bettws-y-Coed
10 Conway Falls and Salmon Ladder
11 Stepping Stones at Bettws-y-Coed
12 Miner's Bridge, Over the Lugy
13 Swallow Falls
14 Moel Siabod, from near Capel Curig
15 Snowdon from Capel Curig Lakes
16 Ogwen Lake
17 Falls of the Ogwen
18 Penrhyn Slate Quarries
19 Bangor—general view
20 " Cathedral, interior
21 Aber Waterfall
22 Beaumaris Castle
23 Menai Suspension Bridge
24 Carnarvon Castle, from the Ferry
25 Carnarvon Castle, interior
26 Llanberis Waterfall
27 Llanberis Church in Pass
28 Llanberis Pass, Lakes in distance
29 Llanberis Pass, from Pont-y-Cromlech
30 Summit of Snowdon
31 View at Nant Mill
32 Lake Cwellyn with Craig Crom Bychan
33 Beddgelert Bridge
34 Old Mill and Bridge, Beddgelert
35 In the Pass of Aberglaslyn
36 Pass of Aberglaslyn, from the Bridge
37 Pont Aberglaslyn
38 Tan-y-Bwlch
39 Harlech Castle from the Meadows
40 Barmouth from the shore
41 Barmouth from the Jetty.
42 Dolgelly Bridge
43 Torrent Walk, Dolgelly
44 Dolgelly, with Cader Idris
45 Bala Lake
46 Llangollen Bridge
47 Llangollen, the River and Barber's Hill
48 Llangollen and Valley, from Barber's Hill
49 Valley Crucis Abbey
50 Ruabon

Life of John Wesley.

60 slides, with reading, $30.

1 Portrait of John Wesley
2 Epworth Rectory
3 Rev. S. Wesley
4 Mrs. Susannah Wesley
5 Tomb of Mrs S. Wesley
6 Rescue from Fire
7 Charter house School
7 Christ Church College
9 South Leigh Church
10 Lincoln College, Oxford
11 The Godly Club
12 The Bocardo
13 Oxford Castle
14 Embarking at Gravesend
15 Wesley and the Moravians
16 Preaching to Indians
17 Preaching at the Inn
18 Peter Bohler
19 Rev. Charles Wesley
20 Hymn: "Jesus Lover of my Soul"
21 Wesley and Zinzindorff
22 Open Air Preaching
23 New Kingswood School
24 First Class Meeting
25 Wesley and Beau Nash
26 The Foundry
27 Rev. George Whitefield
28 Lady Huntingdon
29 Rev. J. Fletcher
30 The Baited Ox
31 Wesley and the Disputant
32 The Orphan House
33 Childrens' Homes
34 Preaching on Father's Tomb
35 Wesley and the Prize-Fighter
36 Wesley and the Mob
37 " " John Nelson
38 John Nelson in Prison
39 Visit to the Sicily Islands
40 Wesley at Gwennap Pit
41 Perils of the Road
42 Wesley and the Highwayman
43 A Narrow Escape
44 St. Mary's Church, Oxford
45 Wesley in Ireland
46 Wesley's Auto-Epitaph
47 Charity of Wesley
48 Wesley and Dr. Johnson
49 City Rd. Chapel, exterior
50 City Rd. Chapel, interior
51 Monuments in City Rd. Chapel
52 Land's End
53 Ride to St. Ives
54 Monument to Charles Wesley
55 Extract from Account Book
56 Wesley's Tree
57 Wesley at eighty-six
58 Death of Wesley
59 Wesley's Tomb
60 Tablet in Westminster Abbey

Outcast London; or How the Poor Live.

40 slides, with reading, $20.

1 A London Court
2 A Furnished Apartment
3 Left in Charge
4 The Tenants
5 The Landlord
6 A Watery Nest
7 An Unexpected Visitor
8 Mrs. O'Flanaghan
9 "Don't care"
10 Getting Dinner Ready
11 No Water
12 Protestant Darkey
13 "Poor Bairn!"
14 Mother and Daughter
15 A Domestic Tragedy
16 "'Appey Dossers"
17 Rabbit Pulling
18 At the Dock Gates
19 In Luck
20 Out of Luck
21 A Poser
22 Saturday Night
23 "Fine Straw-ber-ries!"
24 A Swell Coster
25 The Cure All
26 His Only Friend
27 In Good Quarters
28 "Which will you have?"
29 A Pretty Pair
30 A "B" Meeting
31 A Bit of her mind
32 A Brave Girl
33 Waiting for the Verdict
34 "I'll do for yer"
35 "He wouldn't hurt a fly"
36 On the Mill

FOR PRICE LIST OF SLIDES SEE PAGE 127.

37 The Tart Shop
38 A Roaring Trade
39 A Hot Dispute
40 Excitement in the Gallery

Mary Queen of Scots.

24 slides, with reading, $12.

Illustrated by Life Models and Photographs from Nature.

1 Linlithgow Palace
2 Stirling Castle
3 It was the Stately Convent
4 And there five Noble Maidens sat
5 Notre Dame
6 It was the gay court
7 The Louvre
8 And on its deck a lady sat
9 Holyrood
10 Sat Mary listening to the Rain
11 She bade the Minstrel play
12 The faithful Rizzio's slain
13 Edinburg Castle
14 Craigmillar
15 She wrote the Words
16 Loch Leven Castle
17 She staid her Steed upon the Hill
18 South Wingfield Manor House (arms on gateway)
19 Mary's Bower, Chatsworth
20 Workshop Manor
21 Beside the Block a sullen Headsman stood
22 And on the Scaffold now she stands
23 Her neck is bared—the Blow is Struck
24 Queen Mary's Tomb, Westminster Abbey

Haddon Hall.

18 slides, with reading, $9.

1 Haddon Hall, N. W entrance
2 Haddon Hall, inside of N. W. entrance
3 Haddon Hall, Steps and entrance to Chapel
4 Haddon Hall, interior of Chapel
5 Haddon Hall, Entrance to Banqueting Hall
6 Haddon Hall, interior of Banqueting Hall
7 Haddon Hall, Dining Room
8 Haddon Hall, Drawing Room
9 Haddon Hall, Ball Room Steps
10 Haddon Hall, Ball Room
11 Haddon Hall, Ante Room with Dorothy Vernon's Door
12 Haddon Hall, State Bedroom
13 Haddon Hall, Archers' Room
14 Haddon Hall, Eagle Tower, Upper Court Yard
15 Haddon Hall, Dorothy Vernon's Walk
16 Haddon Hall, Dorothy Vernon's Door from Terrace
17 Haddon Hall, South Front
18 Haddon Hall, Steps and Terrace

Wreck of the Hesperus.

10 slides, with reading, $5.

1 It was the Schooner "Hesperus"
2 Blue were her eyes as the Fairy Flax
3 The skipper stood beside the helm
4 Then up and spake an old sailor
5 Last night the moon had a golden ring
6 The snow fell hissing in the brine
7 He wrapped her in his seaman's coat
8 And bound her to the mast
9 Like a sheeted ghost the vessel swept
10 A Fisherman stood aghast

Old Coaching Days.

10 slides, with reading, $5.

1 The guard had been "tipped" to look after me
2 We all got out of the coach and started for the house
3 Those dear old country dances
4 Mr. Williams led the way to the Cottage
5 I undressed a little, took down my hair
6 A man crept slowly out from under my bed
7 Walked to the table opposite my door
8 Then all the lights came together at the door
9 My hair had turned quite white
10 The wretched man was escaping

History of Coal.

10 slides, with reading, $5.

1 Newcastle
2 The Pit's mouth
3 Pitmen at rest
4 Pitmen at work
5 The Pit's shaft
6 Loading the Collier
7 The ship on its way
8 " Coal Whippers
9 " " Wagon
10 " " Cellar

The Tale of Tea.

10 slides, with reading, $5.

1 A Tea Plantation
2 Weeding, Watering and Pruning
3 Picking Tea
4 Preparing Tea for Market
5 Drying Tea over a fire
6 Preparing Souchong
7 Merchants buying Tea
8 Mixing and naming grades of Tea and Packing Tea
9 Coolies taking Tea to Hohow
10 Loading Tea

Story of a Pound of Sugar.

10 slides, with reading, $5.

1 Burning stubble on Sugar Plantation
2 A Sugar Plantation
3 Making cane into bundles
4 Pressing sap from sugar cane
5 Boiling the sap
6 Cooling the syrup
7 Packing sugar into Hogsheads
8 Taking sugar to Port
9 Moulding loaf sugar
10 Sweet's emporium

Biography of Bread.

10 slides, with reading, $5.

1 A farmer plowing
2 Planting corn
3 A field of corn
4 Cutting corn
5 Threshing corn
6 Putting corn into sacks
7 Grinding corn
8 A train laden with corn
9 A Bakehouse
10 A Baker's shop

That Heathen Chinee.

(*With Poem by Bret Harte.*

A set of 8 slides, $4.

A Funny Little Boy.

30 slides, with reading, $15.

The Dessert.

1 "What! no nuts?"
2 "I'll help myself"
3 "Papa's looking"
4 "I'll try again"
5 "Caught in the act"
6 "But I've got 'em after all"

After Dessert.

7 "Won't go to bed"
8 "I'll hide"
9 "She can't find me"
10 "Cornered"
11 "Let me go"
12 "Slipped her again"

How Tommy served the Doctor.

13 "He's coming to see me"
14 "I'll lead him a dance"
15 "See my tongue"
16 "He says he can't see it"

FOR PRICE LIST OF SLIDES SEE PAGE 127.

17 "Can you see that?"
18 "He thinks I'll take his old medicine"

How the Doctor served Tommy.

19 "Some jam; Hooray!"
20 "Was that a powder!"
21 "Yah! I saw you"
22 "But I won't take it"
23 "He says I must"
24 "And now it's down"

The Photographer's Model.

25 "Say when you're ready"
26 "What! I mustn't move?"
27 "There's something Tickling my nose"
28 "Now it's in my eye"
29 "I never spoilt your old plate"
30 "I hope you are satisfied now"

Our Comical Dogs.

10 slides, with reading, $5.

1 Sir Robert Pincher, head of the family
2 Lady Pincher
3 Miss Juno Fox-Terryer
4 Tearem Pincher, Esq
5 Miss Pincher
6 Captain Growler
7 Sir Peter Snarl
8 Mr. Policeman, 92 X
9 Miss Penlope Yap
10 Prof. Stephenson Walt Growler

Our Comical Cats.

10 slides, with reading, $5.

1 Mr. and Mrs. Molrow
2 Prince Killmouse
3 Blinker and Winker
4 Cousin Millaise
5 Lord Grimalkin
6 Ben Bobtail
7 Sammy Seesaw in his swing
8 Mrs. Molrow taking riding lessons
9 Aunt Tabitha
10 Mr. and Mrs. Molrow retiring for the night

Nursery Rhymes.

10 slides, with reading, $5.

1 Mary and her Lamb
2 Little Red Riding Hood and Wolf
3 Little Jack Horner
4 Banbury Cross
5 Three men in a Tub
6 Hey diddle diddle
7 Mother Hubbard's dog "Tray"
8 Georgie Porgie
9 Papa's ship coming home
10 Master Tommy's Good Night

One Good Turn Deserves Another.

10 slides, with reading, $5.

1 Richard and Robin going to play cricket
2 Dick draws Robin's attention to a Butterfly
3 Robin comes out ahead
4 Robin plays a trick on Dick
5 Robin fails to get his coat on
6 The Boys and the Pigeon
7 Dick goes into the house leaving Robin reading
8 Dick gives Robin a bath
9 Robin gets hung on the fence
10 Dick and Robin going to bed

Irish Wit and Humor.

10 slides, with reading, $5.

1 Pat in his Sunday best
2 Pat at Nora's house
3 The Wedding evening
4 Mike Doolan and his Shillelagh
5 Mike after his encounter with Pheline O'Connor
6 A scene in Pat's married life
7 Pat's son is christened
8 Saturday night
9 Sunday morning
10 Mike in Limerick

How I Minded Baby.

10 slides, with reading, $5.

1 Dear Little Angelina
2 Angelina and the curling tongs
3 Angelina with bowl of water and Noah's ark
4 Angelina gets my box of tools
5 Angelina has been eating jam
6 Angelina scratches herself with a pin
7 Angelina swallows plaster from her leg
8 Angelina spills the ink
9 Todger's Patent Safety Clutch
10 Mrs. Todger reads the Riot Act to me

Biography of a Bale of Cotton.

10 slides, with reading, $5.

1 The Cotton plant
2 Sowing the Cotton seed
3 Hoeing the Cotton Plant
4 Picking the Cotton
5 Carting the Cotton Bag
6 Whipping the Cotton
7 Ginning the Cotton
8 Packing the Cotton
9 Carting bales of Cotton to the river
10 Loading steamer on the Mississippi

Going.

3 slides, with reading, $1.50

1 Going!
2 Going!!
3 Gone!!!

Funny.

3 slides, with reading, $1.50

1 "That's funny"
2 "Very Funny"
3 "Very, very Funny"

Caudle Lectures.

9 slides, with reading, $4.50

1 Caudle and wife going to bed
2 Caudle lectured about late hours
3 Caudle lectured about clothing his children
4 Caudle being lectured about pancakes and cold mutton
5 Black Beetles attack Mrs. Caudle
6 Caudle lectured about Temperance
7 Caudle lectured about Free Masonry
8 Caudle lectured about Bachelors
9 Caudle's Baby

COMIC TALES AND CHILDREN'S SHORT STORIES.

Reynard the Fox.

12 slides, $6.00.

1 Noble, the King, Summons his Court
2 Reynard Teaching the Creed
3 Reynard and Henning
4 The King sends Bruin to Malepartus to Summon Reynard
5 Bruin Meets with an Overpowering Reception
6 Hintze, the Cat, a Messenger to Reynard
7 Reynard's Confession to Grimbardt
8 Reynard's Trial
9 Reynard at the Place of Execution
10 Grimbardt's Second Visit to Reynard
11 The Combat
12 Reynard's Triumph

The Seasons.

4 slides, $2.

1 Spring
2 Summer
3 Autumn
4 Winter

FOR PRICE LIST OF SLIDES SEE PAGE 127.

The Adventures of Mr. Briggs with a Bull.

4 slides, $2.00.

1 Mr. Briggs is Met by a Bull, who Objects to the Color of his Waistcoat
2 After an Exciting Run he Endeavors to Enter his Garden
3 Mr. Briggs in a Fix
4 Entry of Mr. Briggs. Total Destruction of the Yellow Waistcoat

Sir Isaac Newton and the Apple.

8 slides, $4.00.

1 From his Study, Sir Isaac Newton Seeks the Fresh Air
2 He Paces Up and Down, his Brain full of Scientific Ideas
3 His Attention is Drawn to an Apple Hanging on the Tree
4 The Apple Falls. Here is an Example of the Law of Gravity
5 He Measures with His Compasses, the Exact Distance
6 He Picks up the Apple, as an Object for Future Investigation
7 The principle involved is not quite clear to him
8 He discovers the wonderful law of gravity

Simon and His Pig.

12 slides, $6.00.

1 Simon buys a pig and drives it home
2 He takes a drop at the inn, standing on the rope
3 The pig makes a bolt and Simon falls
4 The pig is attracted by the savory smell of the dinner
5 He enters in a very impolite manner
6 He meets with many obstacles, but overturns them all
7 As he comes out, Simon stands in the doorway
8 The pig rushes out and Simon has an uncomfortable ride
9 He rushes into the pond and gives him a drenching
10 The pig gets into a sentry box, and Simon turns it over
11 To secure him, he sits on the box
12 The butcher finishes him, and Simon says, you are done now, my boy

Man and Calf.

12 slides, $6.00.

1 Mr. Bah resolves to sell his calf
2 Its removal from the mother is more difficult than he imagined
3 He tries to coax it with a handful of grass
4 He endeavors to push it along
5 He tries another method and fails
6 He tries the effect of a thistle
7 He seizes him by the ear and tail
8 Becoming tired, he tries remonstrance
9 Regaining strength he uses additional exertion
10 He carries him on his back
11 He gets tired, a new idea strikes him
12 Happy thought! he ties the cow's bell round his neck, the calf immediately follows him

The Adventures of Brown, Smith, Jones and Robinson.

4 slides, $2.00.

1 They go fishing and land a monster lobster
2 They take it to town and sell it to Baron von Epicurus
3 The Baron engages a French cook to dress it for dinner
4 The cook puts the lobster into hot water, but finds he gets into it himself

Mr. O'Toole's Adventures with his Umbrella.

9 slides, $4.50.

1 Mr. O'Toole, when in Africa, took a walk, with his big umbrella to protect him from the sun
2 He takes a nap
3 A lion makes his appearance
4 The lion astonished at the umbrella
5 The umbrella keeps the lion at bay
6 Still more astonished when he sees it opened
7 Mr. O'Toole shields himself with it
8 The lion retreats somewhat dismayed
9 Mr. O'Toole returns and advises everybody to carry a large umbrella

CHILDREN'S SHORT STORIES.

Cock Robin.

8 slides, $4.00.

1 Pretty Cock Robin Singing
2 Killing Cock Robin and catching his blood
3 Seeing Cock Robin die and making his shroud
4 Cock Robin's Chief Mourner, Thrush, singing his dirge
5 Digging Cock Robin's Grave
6 Cock Robin's chief bearer and carrying the link
7 Parson and Clerk
8 Tolling the Bell

Dick Whittington.

8 slides, $4.00.

1 Dick left an orphan, longing to go to London
2 Dick found on a doorstep by a Merchant
3 Dick purchases a Cat for a Penny
4 Dick on Highgate Hill hears Bow Bells
5 Dick's Cat catches the Mice at the King's Dinner
6 Dick receives the Bags of Gold for his Cat
7 Dick's introduction to the King, who knighted him
8 Dick Marries the Merchant's only Daughter

Tom Thumb.

8 slides, $4.00.

1 Tom Thumb's Mother and the Magician
2 Tom gets into the boys' pockets and takes their cherry stones
3 Tom tumbles into a Pudding
4 Giant Gumbo swallows him whole
5 Tom Thumb and King Arthur
6 The King giving Tom as much money as he can carry
7 Tom shut up in a mousetrap
8 Tom killed by the poisonous breath of a Spider

Little Red Riding Hood.

8 slides, $4.00.

1 Red Riding Hood's new Cloak
2 Red Riding Hood and her dog, Tiny
3 Red Riding Hood talking to the Wolf
4 The Wolf knocking at the Cottage door
5 The Wolf putting Grandmother's Nightcap on
6 The Wolf in Grandmother's Bed
7 The Wolf caught
8 The Wolf sold to a Wild Beast Show

FOR PRICE LIST OF SLIDES SEE PAGE 127.

Jack the Giant Killer.

8 slides, $4.00.

1 Jack and the Giant in the Pit
2 Jack found asleep by Giant Blunderbore
3 Jack taking the Giant's Keys
4 Jack deceives the two-headed Giant
5 Jack at Breakfast with the Giant
6 Jack fighting a Giant
7 Dragging the Giant on Shore
8 Jack going to blow the Horn

Old Mother Hubbard.

8 slides, $4.00.

1 Mother Hubbard and her Dog
2 The poor Dog was dead
3 He was smoking a Pipe
4 He was feeding the Cat
5 He was playing the Flute
6 He was riding a Goat
7 He really was Spinning
8 The Dame made a Curtsey and the Dog made a Bow

The Three Bears.

8 slides, $4.00.

1 Golden Hair picking Flowers
2 Golden Hair spies the Cottage in the Wood
3 Mr. Bear, Mrs. Bear and the Little Bear out for a Walk
4 Golden Hair eating Little Bear's Porridge
5 Mr. Bear, Mrs. Bear and Little Bear return home
6 Little Bear finds his porridge eaten up
7 Golden Hair found in Little Bear's Bed
8 Golden Hair returns home

Jack and the Bean Stalk.

8 slides, $4.00.

1 Jack and his Mother—grief at parting with the Cow
2 Jack sells the Cow for a hatful of Beans
3 Jack finds the beans grown to a very large tree
4 Jack finds a beautiful Fairy at the top of the tree
5 Jack steals the Giant's Hen that lays Golden Eggs
6 Jack steals the Giant's money
7 Jack hides in the Copper
8 Jack chops the Beanstalk and the Giant is killed with the fall

Children in the Wood.

8 slides, $4.00.

1 Leaving the Children to the care of their Uncle
2 The Children's Father forgives the Poacher
3 The Children do not love their false Uncle
4 The Uncle hires two Ruffians to lose the Children in the Woods
5 One Ruffian tries to kill the other and get all the money
6 The Poacher that was forgiven, promises to take them home, and goes to fetch food
7 The Children lose themselves
8 The Children fall asleep and are covered with leaves by the Robins

Cinderella.

8 slides, $4.00.

1 Cinderella Scrubbing the Floor
2 Cinderella visited by her Godmother
3 Cinderella dressed by her Godmother
4 Cinderella in her Carriage
5 Cinderella at the Ball
6 The Prince finding her Slipper
7 The Prince proclaimed he would marry the lady whose foot fitted the Slipper
8 Cinderella married to the Prince

Aladdin, or the Wonderful Lamp.

8 slides, $4.00.

1 The Magician and Aladdin
2 The Magician throws perfume on the fire
3 Aladdin in the Enchanted Palace
4 Aladdin takes the Magic Lamp to his Mother to clean
5 Aladdin determines to marry the Princess Balroulboudour
6 Aladdin's Mother presenting the Vase of Flowers to the Sultan
7 The Magician gets possession of the Magic Lamp
8 The Sultan enraged at the disappearance of Aladdin's Palace, Wife, etc.

Joseph. Service of Song.

33 slides, $16.50.

1 Hymn, Tell us the good old story
1 Illustration, Jacob gives Joseph a coat of many colors
2 Hymn, See, see their anger rise
2 Illustration, Joseph's dream
3 Hymn, God moves in a mysterious way
3 Illustration, Joseph in the pit
4a Hymn, Look up
4 Hymn, One there is above all others
4 Hymn, One there is above all others (second tune) Welsh air
4 Illustration, Joseph sold by his brethren
5 Hymn, Farewell, farewell, home and kindred
5 Illustration, Joseph's brethren showing coat to Jacob
6 When our heads are bowed with woe
6 When our heads are bowed with woe (second tune)
6 Illustration, Joseph bought by Potiphar
7 Hymn, Thy master's gold uncounted
7 Illustration, Joseph in prison
8 Hymn, Give to the winds thy fears
8 Illustration, Joseph interpreting Pharaoh's dream
9 Hymn, The Lord is King
9 Illustration, Joseph's brethren buying corn in Egypt
10 Hymn, Bending before Thee
10 Illustration, Simeon bound for Benjamin
11 Hymn, Dreamer, were thy dreams in vain
11 Illustration, Jacob sending his sons into Egypt with Benjamin
12 Hymn, My God, my Father
12 Illustration, The cup found in Benjamin's sack
13 Hymn, How many a pang
13 Illustration, Joseph makes himself known to his brethren
14 Hymn, Tears
14 Illustration, Joseph meets his father
15 Illustration, Israel goeth into Egypt
15 Hymn, The march to Goshen

The Signal Box.

6 slides, with reading, $3.
By G. R. Sims, from life models.

1 I was on at the box down yonder
2 I kissed our sleeping child
3 I lifted him up and he kissed his little hand
4 What shall I do? Oh, Heaven!

FOR PRICE LIST OF SLIDES SEE PAGE 127.

5 That voice, oh, merciful Heaven! 'Tis the child's
6 She leapt on the line and saved him

Eva. Service of Song.

13 slides, with reading, $6.50

1 Hymn, Scatter seeds of kindness
1 Illustration, St. Clair, Eva and Miss Ophelia on the steamer
2 Hymn, That happy Home
2 Illustration, Tom's little present to Eva
3 Hymn, Home, Sweet Home
3 Illustration, Tom and Eva in the arbor
4 Hymn, Far, far away
4 Illustration, Eva calling Tom's attention to the clouds
4a Hymn, I see a world of spirits bright
5 Hymn, Thou art passing away
5 Illustration, Eva, Maria and St. Clair
6 Hymn, My beautiful home
6 Illustration, Eva sympathizes with the poor creatures on the boat
7 Hymn, I long to be there
7 Illustration, Eva giving locks of her hair to the slaves
8 Hymn, To the land where Jesus dwelleth
8 Illustration, Miss Ophelia and Tom
9 Hymn, Behold the bridegroom cometh
9 Illustration, Miss Ophelia arouses Tom
10 Hymn, We watched her breathing
10 Illustration, Death of Eva
11 Hymn, Safe in the arms of Jesus
11 Illustration, the chamber of death
12 Hymn, Peacefully sleep
12 Illustration, Eva's funeral
13 Hymn, Vital spark of heavenly flame

"Curfew Must not Ring Tonight."

10 slides, $5.00.

Illustrated by life models.

1 Bessie and the Sexton.
2 "I've a Lover in that prison"
3 "Bessie," calmly spoke the sexton
4 "Bessie made a solemn vow"
5 She sprang within the old church door
6 "She had reached the topmost ladder"
7 "Out she swung, far out"
8 Firmly on the dark, old ladder
9 At his feet she tells her story
10 Kneeling on the turf beside him

The Cotter's Saturday Night.

9 slides, with reading, $4.50

1 Portrait of Burns
2 The miry beasts retreating frae the pleugh
3 The toil-worn Cotter frae his labor goes
4 At length his lonely cot appears in view
5 The lisping infant prattling on his knee
6 Their eldest hope, their Jenny, woman grown
7 But hark! a rap comes gently to the door
8 O happy love! where love like this is found
9 The cheerfu' supper done, wi' serious face

The Old Curiosity Shop.

By Dickens. The Wanderings of Little Nell and her Grandfather.

24 slides, with reading, $12.

Illustrated from life.

1 Master Humphrey and Nell
2 The Old Curiosity shop
3 Quilp's Home
4 Swiveller's apartments
5 The last night in the Old Curiosity Shop
6 "She led him gently away"
7 "They made their frugal breakfast"
8 A serio-comic scene
9 "She walked out into the churchyard"
10 Messrs. Codlin, Short and Company
11 The garret, Nell and Codlin
12 "They venture to sit down to rest"
13 They approach the Village Schoolmaster
14 Mrs. Jarley at tea
15 The waxwork exhibition
16 Nell's nocturnal visit to her grandfather
17 "See, here's the church"
18 "This old house is yours"
19 Nell's visit to the church
20 She came unexpectedly upon the schoolmaster"
21 "They say that you will be an angel"
22 At rest
23 "The Villagers close round the grave"
24 Her Grandfather at the grave

Old Mother Hubbard.

8 slides, with poem, $4.00.

1 Mother Hubbard and her dog
2 The poor dog was dead
3 He was smoking a pipe
4 He was feeding the cat
5 He was playing the flute
6 He was riding a goat
7 He really was spinning
8 The Dame made a Curtsey and the dog made a Bow

Robinson Crusoe.

17 slides, $8.50.

1 Crusoe loading the raft
2 Crusoe making his tent
3 Crusoe ill, reads his Bible
4 Crusoe sowing corn
5 Crusoe makes his boat
6 Crusoe tailoring
7 Crusoe sailing out of the creek.
8 Crusoe sleeping in his boat
9 Crusoe at dinner
10 Crusoe sees a footprint in the sand
11 Crusoe milks his goats
12 Crusoe in his fort
13 Crusoe and Friday
14 Crusoe and Friday shooting
15 Crusoe instructing Friday
16 Crusoe sees an English ship
17 Crusoe married and at home

The Honey Stealers.

8 slides with reading, $4.00

1 In high glee Tommy and Billy go honey stealing
2 They quite forgot that bees have stings
3 They have reason never to forget it again
4 On arriving home the father tries the cold water cure, but in vain
5 To add to their misery they cannot put their potatoes into their mouths
6 They get no better till the stings are extracted
7 The parts are soothed by the apothecary's skill
8 And in bed they resolve never again to go honey-stealing

FOR PRICE LIST OF SLIDES SEE PAGE 127.

Jane Conquest.

18 slides, with poem, $9.00.

Life models.

This poem has been re-written by Dr. Croft, late Honorary Managing Director of the Royal Polytechnic.

1 Introduction.
2 And her child was dying
3 Up to her feet rose she
4 She saw a gallant ship
5 She sank to her knees and made
6 Angel effect. Take though my boy
7 The snow lay deep
8 Stood the old gray church
9 And grasped the rope, sole cord of hope
10 And then it ceased its ringing
11 Midst the breakers
12 Saved from the wreck
13 Within the silent, darkened room
14 Sinks fainting on the ground
15 He finds her lying there
16 'Tis Harry Conquest
17 The suffering boy, her darling boy
17a Ditto. Angel effect

Dan Dabberton's Dream.

Illustrated by life models.

ILLUSTRATIONS.

18 slides, $9.

1 I call on Mr. Dabberton for a song
2 The stranger sings a song
3 Dan listening to the bells
4 He entered the house
5 Dan opens the case of the clock
6 He sleeps! he sleeps!
7 Our Father!
8 Mother and son
9 Waiting for the Prodigal Son
10 Her son comes home
11 The young man at his mother's grave
12 The lovers
13 A snug little house
14 In comes the young woman's husband
15 O Mother, I am so tired and hungry
16 On one of the beds lies the body of a middle-aged woman
17 He was broad awake now
18 Mrs. Dabberton and Nelly returned

SONGS.

14 slides, $7.00.

1 Adam's Ale
2 The Two Homes
3 Ding-dong
4 Shrink from the glass
5 Carol
6 Bells of long ago
7 Childhood's prayer
8 My memory turns
9 Be kind to thy mother
10 I will arise
11 There's love to bless us still
12 Jesus loves the children
13 Angry words
14 Merrily ring the bells

Marley's Ghost, A Christmas Carol.

By Dickens, from life models.

25 slides with reading $12.50

1 Scrooge's office
2 Doorway of Scrooge's house
3 *Effect.* Marley's face
4 Scrooge's sitting-room
5 *Effect.* Marley's ghost
6 Scrooge's bedroom
7 *Effect.* Christmas past
8 The school room
9 *Effect.* Ali Baba
10 *Effect.* Robinson Crusoe
11 Fezziwig's ball
12 Scrooge's first love
13 Husband, wife and daughter
14 Christmas present
15 Bob Cratchit's home
16 Miner's cottage
17 Nephew's house
18 Same as 6—Scrooge's bedroom
19 *Effect.* Christmas future
20 On 'Change
21 Marine store dealer's
22 Interior of Cratchit's house
23 The churchyard
24 Buying turkey at door
25 Interior of Nephew's house

The Village Blacksmith.

7 slides, $3.50.

(*Photographed from Life.*)

1 Introductory
2 The Village Smithy
3 The Smith
4 The Smith at Work
5 Children at Door
6 The Village Church
7 The VillageChoir

Friendless Bob.

Illustrated from Life Models.

18 slides, with reading, $9.

1 The missionary on the common
2 The missionary makes acquaintance with Bob
3 Bob has a new idea
4 Bob makes a friend of Jerry
5 Bob's arrival at the cottage
6 Bob passes the night with Jerry
7 Bob at breakfast
8 Bob and his grandmother
9 On the sands
10 Ethel rides Jerry
11 Mr. Fortescue chastises the donkey boy
12 Bob worsted in the fight
13 Ethel confiding in Bob
14 Granny, what does a donkey cost?
15 Bob in tears
16 Preaching on the sands
17 The walk along the beach
18 Mrs. Brown divulges the secret

The Gossips.

12 slides with reading $6.00

1 Mrs. Chatterbox and Mary Dawdle enjoying a quiet gossip
2 They are separated by a man with a barrow
3 The town-crier divides them
4 The military authority passes between them
5 They are interrupted by a man rolling a barrel
6 The military school marches past
7 The water cart gives them a sprinkling
8 A flock of geese pass unheeded between them
9 A timber carriage parts them
10 The rain pours down in torrents
11 A pig gets tripped up between them
12 Thunder and lightning ends the conversation

Mother's Last Words.

By Mrs. Sewell. Illuminated by Life Models.

12 slides, with reading, $6.

1 A worn out woman ghastly pale
2 "Here, lads," he said, "divide this bread"
3 And soundly slept those darling boys
4 The minister said, "Dust to dust"
5 And swept a pathway broad and neat
6 Do you go to Sunday School?
7 I know a dodge worth two of that
8 He loitered round a pastry cook's
9 And quick as thought he snatched them up
10 He strained his ears to catch the sound
11 They took the clothes and nice mince pies
12 The lady at the Sunday school would come and read to Chris

FOR PRICE LIST OF SLIDES SEE PAGE 127.

Jack the Conqueror; or Difficulties Overcome.

12 slides, with reading, $6.

1 Jack has his portrait taken
2 Jack's first friend
3 Jack's help refused because of his dirty face
4 Jack in bed having his clothes mended
5 Jack at the shoemaker's
6 Jack goes to learn to read
7 Jack as nurse in the Gipsy Camp
8 Jack in disgrace
9 Jack at work in the cave
10 Jack speaks to the squire
11 Jack at the hall
12 Jack tells his story to a young pupil

The Bashful Man.

6 slides, with reading, $3.

1 The bashful man
2 I trod on the gouty toe of Sir Thomas
3 The library mishap with Xenophon
4 Soup in the wrong place
5 The soothing effect of brandy
6 The pantomimic tableau

The Jackdaw of Rheims.

Twelve Original Designs.

13 slides with reading $6.50.

1 The Jackdaw of Rheims
2 The Jackdaw sat on the Cardinal's chair
3 And he peered in the face of his lordship's grace
4 And six little singing boys, dear little souls
5 He peeps, and he feels in the toes and the heels
6 and 9 He called for his candle, his bell and his book
7 They all cried, "That's him!"
8 The first thing they saw
9 and 6 And off that terrible curse he took
10 Or slumbered in prayer time
11 In the odor of sanctity died
12 The conclave determined
13 Saint Jim Crow

Nos. 6 and 9 are the same.

Buy Your Own Goose.

50 cents plain.

1 Excuse me interrupting your harmony, gentlemen, but the Goose Club has commenced
2 I'll play Lizzy a trick! Here, my lad, take this basket to No. 6, opposite
3 I've been a goose long enough, Lizzy, now I've bought my own goose
4 Eli fetches his old mother from the workhouse to spend Christmas Day with them
5 Grandmother wishes to hear Lizzy read out of her father's old Bible
6 Eli's old companions leaving the Golden Fleece on Christmas Eve

TEMPERANCE SLIDES.

The Drunkard's Children.

50 cents plain.

1 Neglected by their parents, they are led to the gin shop
2 Between the gin shop and the beer shop, the boy thief squanders away his ill-gotten gains
3 From the gin shop to the dancing rooms, the poor girl is driven on to misery
4 Urged on by his companions and drink, he commits a desperate robbery
5 From the bar of the gin shop to the bar of the Old Bailey is but one step
6 He is sentenced to transportation for life, the girl is acquitted. The brother and sister part for ever in this world
7 The wretched convict droops and dies
8 The poor girl, homeless, destitute, and gin-mad, commits self-murder

The Whisky Demon: or, Dream of the Reveler.

50 cents plain.

1 The Whisky Demon
2 The Reveler
3 The demon cask o' whisky
4 The demon's home
5 The five drops
6 The drunkard's home
7 The three roads
8 The demon's first house
9 The demon's second house
10 The demon's third house
11 The demon's hour glass
12 The end

The Gin Shop.

50 cents plain.

1 This is the gin shop all glittering and gay
2 These are the drinks that are sold night and day
3 This is the landlord who coins his bright gold
4 This is the landlady, all jewels and lace
5 These are the customers, youthful and old
6 This is the drunkard in rags and disgrace
7 This is the woman with woe-begone face
8 This is the pastor, so noble and kind
9 This is the pledge the poor drunkard signed
10 There is the church, to which, one Sabbath-day
11 This is the text which the good pastor chose
12 This is the cottage, the home of delight

The Travels of the Sultan of Ragobaga in Grogolfland.

50 cents plain.

1 Arrival of the Sultan in his Aerial Chariot
2 Procession and introduction to the Princess Barbouda
3 Grand Banquet
4 Outside of Fire Water Temple
5 Inside of Fire Water Temple
6 The Vision, Woman and Dying Child, the Suicide
7 In the Auction Room, the Poison and the Price
8 Railway Station. Accident
9 Court Scene, Girl in Dock
10 Temperance Lighthouse
11 Condemned Cell
12 Expenditure and Misexpenditure
13 Abode of All-Goul
14 St. Giles', Misery
15 St. James', Happiness

Progress of Intemperance.

50 cents plain.

1 Invitation to Drink
2 Sickness and Repentance
3 The Relapse

FOR PRICE LIST OF SLIDES SEE PAGE 127.

4 The Ruined Family
5 The Expectant Wife
6 The Robber

John Hampden's Home.

50 cents plain.

1 The Gin Shop
2 The Wretched Home
3 The Happy Home
4 The Home of God
5 The Call to Repentance
6 The Happy Death

An Old Story.

50 cents plain.

1 Introduction, with Portrait of Author
2 Watching and Waiting, (Millais)
3 And called the picture "Innocence." (B. Foster)
4 In the bleak wind unsheltered. (G. Doré)
5 Taught their children thus. (Alma Tadema)
6 The glory days of devils. (L. J. Pott)
7 Alas for desolated homes (N. Chevalier)
8 A stout fisher wife. (Thos. Faed)
9 To my home come. (Marcus Stone)
10 A girl self-drowned. (E. Sherard Kennedy)
11 What are these women doing? (P. R. Morris)
12 The Guiding Angel heard their song. (W. C. Thomas)
13 The prayer was heard. (Sant)
14 Outside the women and the children. (Montbard)
15 Both whisky mad. (E. Nicol)
16 I sent my daughter out to beg. (R. Lehman)
17 A poor street stray. (W. Macduff)
18 At break of day. (John Tenniel)
19 On the battle-field I lay. (Elizabeth Thompson)
20 I must be a thief. (Dobson)
21 Pitied of happy children. (W. Hemsley)
22 The maiden in her prime. (Fred. Passmore)
23 The last half-hour. (Cruikshank)
24 Girl examples richly dowered. (Storey)
25 For he's a jolly good fellow, which nobody can deny. (Sir Noel Paton)
26 Pray God to bless the donor. (Harrison Weir)

Boons and Blessings.

50 cents plain.

1 The drunkard's Bible
2 A rolling stone
3 What he lost
4 It's never too late
5 Mary Riley's simple story
6 The worn thimble
7 Rest and be thankful
8 Building a house with a tea-cup
9 Pepper and her foes
10 The two friends
11 It's only a drop
12 Bridget Larkins
13 The true temperance cordial
14 Mrs. Grant's perplexities
15 Digging a grave with a wine glass
16 First drop

The Trial of Sir Jasper.

50 cents plain.

1 Frontispiece—the Golden mean of temperance
2 "With memories black of many a bitter blow,
Dealt when the father's soul was dark with gin."
3 "Hungry and footsore, and without a bed;
Starving—yet dare not touch the meat and bread."
4 "A miserable tramper through the streets:
No aid she asks; no sympathy she meets."
5 "She is not in the streets; beneath the trees,
That shade her girlhood's home, she sits."
6 "Is it too late to save him? God, we pray?
His guardian angel may not pass away."
7 "Ten thousand devils haunt him day and night.
Haunt him alike in darkness and in light."
8 "A common incident of blighted life:
Mourn for the wretched sufferers — child and wife."
9 "See the degraded wretch we picture here:
He blights the corn before it reach the ear."
10 "Over the lone grave of the suicide."
11 "No better man when sober: drunk none worse."
12 "The artist paints him—lowest of the low:
Alas! Giles Jonson; 'twas not always so!"
13 "And let the artist draw his picture now;
Draw Farmer Jonson—home from *his own* plough."
14 "They laid the dead wife on the floor."

The Harlot's Progress.

50 cents plain.

1 The country girl arrives in town
2 Polly quarrelling with the Jew
3 Polly in her lodgings in Drury Lane
4 Polly in the Bridewell Prison
5 Worn out by disease, poor Polly dies
6 The sisterhood meet for the funeral

The Rake's Progress.

8 slides, $4.

1 The youth just come into possession of his property
2 He indulges in the height of passion and excess
3 The rake in a house of ill-fame, drunk and incapable
4 He is arrested for debt
5 Having spent all his money, he marries a rich old maid
6 He loses his money at a gaming table
7 He is thrown into the debtors' prison
8 The rake a hopeless lunatic in Bedlam

Rumors of an Election.

4 slides, $2.

1 The feast
2 Canvassing for votes
3 The Polling at the hustings
4 The chairing of the member

Marriage A-la-Mode.

6 slides, $3.

1 The Marriage settlement
2 The husband stays out all night, and comes home drunk in the morning
3 He seeks advice from a French quack doctor
4 The wife, now becomes a countess, has morning concerts at her toilette
5 The husband detects his wife's inconstancy and loses his life
6 The wife dies by poison

The Return From The Tavern.

4 slides, $2.

1 The Departure
2 The Misconception
3 The Remonstrance
4 The Return to the Tavern

FOR PRICE LIST OF SLIDES SEE PAGE 127.

The Gin Fiend.

4 slides, $2.

1 The Gin Palace
2 The suicide
3 The murder
4 Turned out

Worship of Bacchus.

14 slides, $7.

1 Introduction
2 Delusive character of intoxicating liquors
3 The grains
4 The beer
5 Loss of nutriment
6 Analysis of a gallon of ale
7 Condensed beer
8 Which will you buy, bread or beer
9 What the abstainer may look upon — What the drinker has to look upon
10 Excuses made for drinking
11 Proportion of alcohol
12 Proportionate quantity of proof spirit
13 Unfermented and fermented wine
14 Evils resulting from the use of alcoholic liquors

Little Tiz.

14 slides, $7.

1 It was a last will and testament
2 A party at Mr. Lorraine's Langside Hall
3 "Come, we must have a song from Little Tiz."
4 Little Tiz and George in the library
5 In the woods, the necklace of flowers
6 Dr. Pearson's little parlor
7 "I've been thinking of a plan"
8 She peered out into the dark
9 She fell with a sudden gasp
10 "Ye bide up that court, Mrs. Mactavish"
11 Oh, merciful heaven, the sight!
12 Crouching over the miserable fire
13 Little Tiz put her tiny arms around his neck
14 In the silent valley of death

The Foolish Toper.

12 slides, $6.

1 Deep, deep they drank
2 A beery quarrel
3 One form of assault
4 Liquidating a debt
5 The insulting stranger
6 "Mind your eye!"
7 "I'll pay you out"
8 Slaughter of the stranger
9 The dead stranger's Ghost
10 Oversetting Obstructionists
11 A forceful capture
12 His country's care

The Tipsy Geese.

1 The farmer's wife exclaimed
2 The excited geese run, and on the spot
3 Oh, woful sight
4 But soon she plucked up courage
5 Reflecting when you have no geese
6 The geese were but dead drunk

LECTURE SETS.

Descriptive Readings or Lectures, each 25 cents net.

There are certain sets of slides that cannot be broken into, but each set must be sold in its entirety.

Other sets can be selected from at your own pleasure; the latter, from Index Page III, we have designated "Domestic Lecture Sets," the former, "Foreign Lecture Sets," will be found on Index Page IV.

These slides are all plain or uncolored unless otherwise indicated; they can be colored to order after order is received, taking about three weeks' time and costing $1.00 each additional, and cannot be exchanged.

DOMESTIC LECTURE SETS.

From sets under this heading you can select any slide you wish. Each reading will cost 25 cents.

AMERICA OR THE LAND WE LIVE IN.

61 slides, $30.50.

With Descriptive Reading.

1 San Francisco, Panorama
2 San Francisco, Palace Hotel
3 San Francisco, Seal Rocks
4 San Francisco, Chinese Quarter
5 San Francisco, Joss House Exterior
6 San Francisco, Joss House Interior
7 Sacramento, Panorama
8 Sacramento, State Capitol
9 Yosemite Valley from Inspiration Point
Yosemite Valley, Yosemite Falls 2,634 feet *high*
11 Vernal Falls
12 Yosemite Valley, Sentinel Rock 3,270 feet high
13 Mirror Lake
14 Mariposa Grove
15 Ogden Pacific Railroad
16 Salt Lake City
17 Salt Lake City, Brigham Young's House
18 Salt Lake City, Morman Tabernacle
19 Salt Lake City, New Mormon Temple
20 Denver, Colorado
21 Omaha
22 Bridge at Omaha
23 Council Bluffs
24 St. Louis Bridge
25 St. Louis, Panorama
26 St. Louis, Oldest House
27 St. Louis, Levee and Steamboat
28 Chicago, Panorama
29 Chicago, Michigan Southern Railroad Depot
30 Chicago, Court House
31 Chicago, Grand Pacific Hotel
32 Niagara, American Fall from Canadian Side
33 Niagara, View in Winter
34 Ticonderoga Ruins of Fort
35 Lake George
36 Saratoga
37 Saratoga Springs
38 Boston, State House
39 Boston, Old South Church
40 Boston, Faneuil Hall
41 Newburg, N. Y., Washington's Headquarters
42 West Point

FOR PRICE LIST OF SLIDES SEE PAGE 127.

43 Scene of Andre's Capture
44 Home of Irving, Sunnyside
45 New York City, Grand Central Depot
46 Central Park, the Obelisk
47 Elevated Railroad. Chatham Square
48 City Hall
49 New York, Post Office
50 " " Broadway
51 New York, Stock Exchange
52 New York, Brooklyn Bridge
53 New York, Sound Steamer
54 Philadelphia, Independence Hall
55 Philadelphia, Girard College
56 Washington, Presidents House
57 Washington Capitol
58 United States Senate Chamber
59 Mount Vernon, Mansion House
60 Mount Vernon, Washington's Tomb
61 Portrait of Washington by Stuart

Life of Washington.

12 slides, $6.

With Descriptive Reading.

1 The Cherry Tree Incident
2 Young Washington a Peacemaker
3 Courtship of Washington
4 Washington at Fort Du Quesne
5 Washington taking Command of the Army
6 Washington Crossing the Delaware
7 The Prayer at Valley Forge
8 Surrender of Cornwallis
9 Washington entering New York City
10 Lafayette at Mt. Vernon
11 The Inaugural Address of Washington
12 Last Moments of Washington

Life of U. S. Grant.

12 slides, $6.

With Descriptive Reading.

1 Birthplace of Ulysses S. Grant
2 Lieutenant Grant aiming a Cannon at Battle of Chapultepec
3 Capture of Fort Donelson
4 Major-General Grant's Charge at the Battle of Shiloh
5 Siege of Vicksburg, Mississippi
6 Grant's Triumphal Entry into Vicksburg
7 Capture of Petersburg, Va.
8 Surrender of Lee
9 Taking the Oath: Second Inauguration of President Grant
10 Cottage on Mount McGregor, New York
11 Death-bed of U. S. Grant
12 Allegory: "Let us have Peace."

Life of Napoleon Bonaparte.

24 slides, $12.

With Descriptive Reading.

1 Napoleon at the Bridge of Lodi, 1796
2 Napoleon's Clemency to the Sentinel
3 Napoleon at the Battle of Pyramids, 1798
4 Napoleon Crossing the Alps, 1800
5 The Coronation of Napoleon, 1805
6 Napoleon at the Battle of Austerlitz, 1805
7 Napoleon Visiting the Ambulance
8 Napoleon at Battle of Jena, 1806
9 Napoleon at Battle of Friedland, 1807
10 Napoleon at Sommo-Sierra, 1808
11 Napoleon at Wagram, 1809
12 Napoleon Informing Josephine of the Divorce, 1810
13 Napoleon Receiving Portrait of his Son, 1812
14 The Retreat from Moscow, 1813
15 Napoleon Parting with His Son, 1814
16 Napoleon at Battle of Arcis, 1814
17 Napoleon Retreating from Battle of Nations, 1814
18 The Parting at Fontainebleau, 1814
19 The Return from Elba, 1815
20 Napoleon at Waterloo, 1815
21 Napoleon on Board the Bellerophon, 1815
22 Napoleon at St. Helena
23 Death-Ded of Napoleon, 1821
24 The Apotheosis of Napoleon

The Life of Martin Luther.

With Reading; Plain or Colored.

1 The School, 1488, 1497
2 Poverty (St. George's Square, at Eisenach) 1498
3 The Bible (University Library at Erfurth) 1503
4 The Call from God (Gate of the University Library, Erfurth) 1505
5 Humiliation (Gate of the Augustine Monastery at Erfurth) 1505
6 The Indulgences; or, the Ninety-five Propositions (in front of All Saints' Church, Wittemberg) October 31, 1517
7 Luther Burning the Pope's Bull (in front of the East Gate of Wittemburg) December 10, 1520
8 The Diet of Worms (Hall of the Diet) April 13, 1521
9 Luther on the Wartburg, May 4, 1521, March 4, 1522
10 The Marriage (Amsdorff's House at Wittemberg) June 13, 1525
11 Domestic Life (a Room in Luther's House at Wittemberg) on the Walls are portraits of the Reformer's friends
12 Victory in Death (Eisleben) the night of the 18th of February

ENGLISH HISTORY.

36 slides, $18.

With Descriptive Reading.

1 Alfred the Great letting the Cakes Burn
2 Battle of Hastings, 1066
3 Presentation of the Magna Charta, 1215
4 Queen Phillipi Pleading for the Burghers of Calais, 1348
5 Death of Wat Tyler, 1381
6 Sons of Edward parting from their Mother, 1483
7 Murder of the Princes in the Tower, 1483
8 Henry VIII and Anne Boleyn, 1536
9 Queen Mary Signing Death Warrant of Lady Jane Grey, 1554
10 Death of Rizzio, 1556
11 Surrender of Mary Stuart, 1567
12 Shakespeare at Court of Queen Bess
13 Interview between Mary Stuart and Queen Bess, 1857
14 Mary Stuart Going to Execution, 1587
15 Destruction of the Spanish Armada, 1588
16 Death of Queen Bess, 1603

FOR PRICE LIST OF SLIDES SEE PAGE 127.

17 The Gunpowder Plot Discovered, 1605
18 Trial of Earl of Stafford, 1641
19 Eve of the Battle of Edge Hill, 1642
20 Trial of Charles I, 1649
21 Charles I Parting with his Children, 1649
22 Charles I Going to Execution, 1649
23 Cromwell Dissolving Long Parliament, 1654
24 Cromwell Refusing the Crown, 1656
25 Return of Charles II at Dover, 1660
26 Acquittal of Seven Bishops, 1688
27 Battle of Boyne, 1690
28 Death of General Wolfe, 1759
29 Nelson on Board the San Joseph, 1798
30 Death of Nelson at Trafalgar, 1805
31 Battle of Quatre Bras, 1815
32 Battle of Waterloo, 1815
33 Wellington Meeting Blucher after Waterloo, 1815
34 Battle of Navarino, 1827
35 Battle of Balaklava 1855
36 Bombardment of Sebastopol, 1855

French History.

24 slides, $12.

With Descriptive Reading.

1 The Baptism of Clovis, 496
2 The Coronation of Charlemagne, 800
3 Philip Augustus at Bovines, 1214
4 Joan of Arc Fighting for France, 1429
5 Francis I a Prisoner at Madrid, 1525
6 Huguenots Escaping Massacre of St. Bartholomew, 1572
7 Henry III at Fete of St. Luc
8 Assassination of Duke of Guise, 1588
9 Henry IV enters Paris, 1594
10 Cardinal Richelieu and Cinq Mars
11 Louis XIV and the Grand Conde
12 Anne of Austria showing Prince to Mob, 1651
13 Death of Cardinal Mazarin, 1661
14 Louis XIV founds the Hotel Invalides
15 Moliere at the Court of Louis XIV
16 Louis XV at the Battle of Fontenoy, 1745
17 Capture of the Bastile, 1789
18 Rouget de l'Isle Chanting the Marseillaise, 1792
19 Louis XVI and Family in Prison, 1792
20 Family of Louis XVI Awaiting Death, 1793
21 Assassination of Marat, 1793
22 Roll Call, Reign of Terror, 1793
23 Marie Antoinette Going to Execution, 1793
24 Girondists on their way to Execution, 1793

Sacred History—Life of Our Savior.

Forty-eight Views, with Lecture, plain, $24; colored, $72.

1 The Annunciation to the Virgin
2 The Angel appearing to the Shepherds
3 The Babe of Bethlehem
4 The Magi guided by the Star
5 The Adoration of Magi
6 The Presentation in the Temple
7 The Flight into Egypt
8 The Shadow of the Cross
9 The Return to Nazareth
10 Jesus disputing with the Doctors
11 St. John preaching in the Wilderness
12 The Baptism of Christ
13 Christ Tempted by the Devil
14 Christ and the Samaritan Woman
15 Christ preaching on the Sea of Galilee
16 The Sermon on the Mount
17 Christ healing the Sick
18 Christ raising the daughter of Jairus
19 Christ Walking on the Waters
20 The Miracle of the Loaves and Fishes
21 The Transfiguration
22 Parable of Prodigal Son —Carousal
23 Parable of Prodigal Son —Swineherd
24 Parable of Prodigal Son —Return
25 Christ blessing the little children
26 Mary Magdalene washing feet of Jesus
27 Christ and the rich young man
28 The Parable of the Lilies
29 Christ the outcast of the People
30 Christ's Entry into Jerusalem
31 The Poor Widow's Two Mites
32 Christ the Good Shepherd
33 Christ Weeping over Jerusalem
34 The Last Supper
35 The Agony in the Garden
36 Christ Rejected
37 Christ bearing the Cross
38 Christ arriving at Mt. Calvary
39 The Crucifixion
40 Golgotha, "It is Finished"
41 The Descent from the Cross
42 The Body of Christ Laid in Tomb
43 First Easter Dawn
44 The Resurrection of Christ
45 The Marys at the Tomb
46 Easter Morning
47 The Journey to Emmaus
48 The Ascension of Christ

Bible History.

Twenty-four Views, with Lecture, plain, $12; colored, $36.

1 Adam and Eve in Paradise
2 The Sacrifice of Noah
3 Rebecca at the Well
4 Eleazer in the house of Bathuel
5 Arrival of Rebecca
6 Jacob's Dream
7 Jacob waters the flock of Rachel
8 Joseph sold by his brothers
9 Joseph's bloody coat brought to Jacob
10 Joseph meets his father in Goshen
11 Moses saved by Pharaoh's daughter
12 Moses assisting the daughters of Jethro
13 Pharaoh's host drowned in the Red Sea
14 Jephthah's daughter meeting her father
15 Sampson betrayed by Delilah
16 David returns conqueror of Goliah
17 David in camp of Saul
18 Saul and the Witch of Endor
19 The Judgment of King Solomon
20 Solomon's Reception of Queen of Sheba
21 Espousal of Esther by Ahasuerus
22 Esther implores Ahasuerus
23 The Feast of Belshazzar
24 Daniel in the Lions' Den

Life of Jesus (Hofmann).

28 slides, with reading, $14.

1 "Come unto Me"
2 The Annunciation
3 Birth of Jesus

FOR PRICE LIST OF SLIDES SEE PAGE 127.

4 The Wise Men
5 Flight into Egypt
6 Childhood of Jesus
7 With the Doctors
8 With the Woman of Samaria
9 Healing the Sick
10 Raising the Widow's Son
11 Blessing Little Children
12 Raising Jairus' Daughter
13 Cleansing the Temple
14 "Sin no More"
15 Annointing the Lord's feet
16 Mary and Martha
17 The Holy Supper
18 Gethsemane
19 Before Pilate
20 On the Way to Golgotha
21 The Cross
22 The Burial
23 At the Sepulchre
24 The Resurrection
25 At Emmaus
26 At the Door
27 "Where Two or Three"
28 Ascension

A Thousand Miles in Nile Land.

Fifty Views, with Lecture, $25.

1 The Ras-et-tin Palace
2 The American and European Quarter
3 A Curious Bazaar
4 An Egyptian Lady on a Donkey
5 The Statue of Mohammed Ali
6 A Moslem Cemetery
7 The Citadel of Cairo
8 The Ablution Font and Clock Tower of the Mosque
9 An Arab Priest Reading the Koran in the Mosque
10 The tomb of Mohammed Ali
11 Cairo, Southeast from the Citadel
12 The American Mission House at Cairo
13 The Kasr-el-Nil Bridge
14 Avenue of Acacias
15 The Great Pyramid of Cheops
16 The Pyramid of Chephren
17 The Sphinx and the Pyramids of Mencheres
18 A Last Look at the Sphinx
19 The Black Sphinx Hyksos
20 Statue of Sheykh-el-Beled
21 The Grand Vestibule of the Boulak Museum
22 The Steamer "Beni Soueff"
23 The Island of Rhoda
24 The Tree of the Virgin
25 The Sugar Mill at Minieh
26 The Egyptian Desert, from the Tombs at Assiout
27 Arabic Doorway
28 The Temple of Denderah
29 The Temple of Goorneh
30 The Hall of Columns of Goorneh
31 The Vocal Memnon of the Theban Desert
32 The Rameseum of the Great King
33 The Ruins of the Temple of Karnak
34 The Details of a Capital at Karnak
35 Luxor, from the Theban Plain
36 Assouan Harbor
37 Hahnefa, the Fantasia Dancer
38 Edfou, from the Temple Wall
39 A View of the Temple of Edfou, Pylon or Gate-Way
40 The First Cataract of the Nile
41 The Ruins of Philae, from the South
42 The Second Propylon or Gateway of the Temple of Philae
43 Philae's West Colonnade and the Island of Biggeh in the Distance
44 A Colonnade and Obelisk
45 A Nubian Habit Seller
46 The Temple of Kirscheh
47 The Wady Sabooah
48 The Great Temple of Aboo Simbel
49 A Colossal Head Distorted
50 Two Temples in Aboo Simbel

Egypt and the Egyptians.

Fifty Views, with Lecture, $25.00.

1 The Airy Sesostris
2 Like Spiders
3 On her Deck
4 Mohammed Ahmed, Esq.
5 Our Coffee Miller
6 Our Surly Cook, Ali Hanna
7 Pretty Teeth, Our Cataract Boatman
8 The Palanquin
9 The Gay and Cheerful Donkey
10 Travelers Riding on Camel Back
11 The Arabic Horse "Dervish" and his Attendant Sais
12 A Nile Farm
13 The Prostrate Statue of Rameses II
14 The Colossi of Thebes
15 The Borders of Thebes
16 The Avenue of Sphinxes
17 The Open Area and Single Column
18 A Great "Grape-Pattern" Capital
19 The Temple of Luxor
20 The Temple of Edfou
21 The Temple of Osiris at Abydos
22 The First Cataract
23 A Nest of Nubians Shooting the Cataract
24 The Large Temple at Aboo Simbel
25 The Southern Colossus at Aboo Simbel
26 A Group of Travelers in the Monster's Lap
27 The Desert of the Nile
28 East from the Temple of Isis
29 Pharaoh's Bed, or the Kiosk of Isis
30 The Nile and the Grand Colonnade
31 North of the Temple of Isis
32 The First Glimpse of Philae
33 The Mosque of Mohammed Ali at Cairo
34 Cairo, "The Gem of the Orient"
35 Cairo, the Curious
36 The Interior of the Mosque of Sultan Hassan
37 A Modern Arabic Palace
38 A View of the Court
39 A Mashreebeyeh Window
40 The Kasr-En-Nil Bridge
41 Eight Donkeys and their Drivers
42 Through the Avenue of Palms
43 The Pyramids of Cheops, Chepren and Mencheres
44 Climbing the Pyramid of Cheops at the northeast corner
45 An Upward View of the Pyramid of Cheops
46 The Great Entrance of the Pyramid of Cheops
47 The Pyramid Coffer
48 First Glimpses of the Pyramid of Cheops
49 The Tombs and Pyramids of Cheops
50 The Sphinx, front face

From Damascus to the Sea.

Fifty Views, with Lecture, $25.00.

1 The Street Called Straight
2 An Antique Shop and Bazaar
3 The House of Ananias
4 Weaver's Shop
5 The Grand Mosque of Damascus
6 The Gorgeous Interior of the Mosque
7 The Gate with Greek Inscription
8 A Panoramic View of Damascus
9 The Presbyterian Mission School for Girls

FOR PRICE LIST OF SLIDES SEE PAGE 127.

10 A Damascene Residence
11 The Harem
12 The Great Saloon
13 The Arab Family at Home
14 Houses on the City Wall
15 A Garden on the Abana
16 Gate of Peace
17 The Fountain of Fijeh
18 Suck Wady Barada
19 An Old Roman Road
20 The Birthplace of the Abana
21 A General View of the Ruins of Baalbec
22 The Temple of the Sun
23 The Front of the Temple of the Sun
24 The Interior of the Temple of the Sun
25 The Details of a Capital
26 The Great Court
27 Modern Baalbec
28 Fallen Columns and Capitals
29 The Temple of Baal
30 The Interior of the Mosque
31 The Statue of the Sun
32 The Circular Temple
33 Cyclopean Stones
34 The Temple of Baal through the Breach
35 The Quarry
36 Our Donkey Baby of Baalbec
37 Lebanon to Ante-Lebanon
38 Zahleh
39 The Girls' School at Zahleh
40 The Beyrout Music Garden
41 A Beyrout Street View and a Wall of Flowers
42 Beyrout toward Mt. Lebanon
43 Beyrout toward the Sea
44 The Presbyterian Church and Girls' Seminary
45 The Syrian Presbyterian College
46 Another View of the Syrian Mission School
47 Ancient Joppa
48 The House of Simon, the Tanner
49 Our Dragoman, Mohammed Achmed Effendi Hedaiyah
50 Traveling Tent, Interior

How They Live in Egypt.

Fifty Views, with Lecture, $25.00.

1 Alexandria from the Arsenal
2 A Modern Arabic Bazaar in Cairo
3 A View in the Mooske
4 The Arab Quarter
5 The Equestrian Statue of Ibraheem Pasha
6 *An Arabian* Dwarf and *Giant*
7 An Egyptian Water-Carrier
8 The Watchman at the Palace Gate
9 The Canines at a Smithy Door
10 A Modern Arabic Palace
11 The Latticed Balcony
12 An Egyptian Money-Changer
13 A Nubian Woman and Child
14 A Group on the Summit of the Pyramid of Cheops
15 An Egyption Woman Veiled
16 Mustapha Adli, the Dragoman
17 The Nubian Donkey
18 On the Mahmoudieh Canal
19 A Sugar Cane Boat on the Mahmoudieh Canal
20 The Village of Esneh
21 An Alexandrian Home
22 An Egyptian Bread-Seller
23 An Arabic Farm Village near Alexandria
24 A Nile Sakiyeh
25 A Watch Tower and Irrigated Land
26 An Egyptian Plow and Team
27 Irrigating Ditches
28 The Great Pyramids of Gizeh
29 The Little Bread-Maker
30 Nubian Water Vessels
31 A Little Arab Maiden
32 A Group of Nubian Children
33 An Egyptian Sheep Market
34 The Airy Little "Sesostris"
35 The Harbor of Assiout
36 Assiout from the Mount of Tombs
37 A Modern Egyptian Cemetery
38 The Canal Bazaar of Assiout
39 A Boat Load of Water Jars at Keneh on the Nile
40 Sifting Grain
41 A Group of Nubian Women
42 The Stores of the Desert and the People
43 The Nubian Curly-Heads
44 A Fantasia Dancer of Luxor
45 A Moslem Cemetery
46 The Dahabieh "Sesostris"
47 The Steamer "Sardieh"
48 A Stranded Dahabieh
49 A Pottery Bazaar
50 The Tomb of Caliph Allah Own

Nile Tombs and Temples.

Fifty Views, with Lecture, $25.00.

1 The Obelisk at Heliopolis
2 The Fallen Casing of the Pyramid of Mencheres
3 The Ruin of the Temple and the Pyramid of Cephren
4 Statue of King Cephren
5 The Tomb of the Caliph Sultan Garribe
6 The First Tomb of Beni Hassan
7 Scheikh-Abd-El-Goornah
8 The Plain of Thebes from Bab-El-Malouk
9 Tombs of Rameses III and Sethi I, at Bab-El-Malouk
10 The Tomb of Sethi
11 The Tomb of Sethi I at one Corner
12 The Harpists' Chamber
13 Stone and Wooden Mummy Cases
14 The Face of Old King Pinotem
15 Gilt-faced Mummy Case of the Queen Nofretari
16 The Temple of Osiris
17 The Temple of Sethi
18 The Old and New Structures at Abydos
19 The Temple at Denderah
20 Denderah's Great Facade
21 The Roof of Denderah
22 The Hall of Columns
23 The Facade, Interior and Hall of Denderah
24 The Hypostile Hall
25 The Colossi of Thebes
26 The Rameseum
27 A Broken Head of a Broken Race
28 The Temple of Medinet-Abou
29 The First Court of the Temple of Rameses III at Medinet-Abou
30 Medinet-Abou, "The Palace of the King"
31 The Temple of Esneh
32 The Shrine of the Temple of Edfou
33 The Ptolemaic Temple of Assouan
34 The Quarry of Syene
35 Ruins of Philae
36 A Grand Colonnade
37 The Ruins of a Christian Church
38 An Ancient and a Modern Temple
39 The Quarry at Gertasse
40 The Temple of Kalabsheh
41 The Temple of Dendoor
42 The Temple of Dendoor
43 The Temple of Kirscheh
44 The Temple of Dakkeh
45 The Small Temple at Aboo Simbel
46 The Vast Interior
47 Mt. Korosko
48 The First Cataract
49 The Second Cataract of the Nile
50 A Stranded Boat

FOR PRICE LIST OF SLIDES SEE PAGE 127.

LIFE AND TIMES OF COLUMBUS.

We are prepared to furnish a new set of slides entitled the "The Life and Times of Columbus." This set consists of fifty (50) plain slides, accompanied with a descriptive printed lecture.

Price of complete set, $25.00. Price per slide, 50c. Price of printed lecture, 25c.

N. B.—Colored slides of this series are not carried in stock, but can be furnished to order at the rate of $1.25 for the unmounted, $1.50 for the colored mounted.

1 Portrait of Columbus
2 Statue of Columbus, Genoa
3 Pavia
4 Lisbon
5 Marriage of Ferdinand and Isabella
6 Isabella's Triumphal Entry into Segovia
7 City Gate, Cordova
8 Mosque of Cordova
9 Salamanza
10 Columbus before the Council at Salamanza
11 Malaga
12 Roman Walls, Seville
13 Seville
14 Hall of Ambassadors, Seville
15 La Rabida Convent
16 Columbus' Room, La Rabida
17 Columbus Propounding his Theories
18 Alhambra Entrance
19 Isabella Parting with King Boabdil
20 Court of Lyons, Alhambra
21 Fountain of the Court of Lyons
22 Granada and the Moor's Seat
23 Columbus at the Court of Ferdinand and Isabella
24 Palos
25 Columbns' Three Ships
26 Columbus leaving Palos
27 Columbus in Sight of Land
28 Landing of Columbus, 1492
29 A Rock-ribbed Coast
30 Cintra
31 Columbus Received by Ferdinand and Isabella
32 Monument of Columbus, Barcelona
33 Harbor of Barcelona
34 Isabella sends Columaus on his second Mission
35 The Cathedral, Seville
36 Cadiz
37 Jamaica, Tropical Veget'n
38 Cathedral of Burgos
39 Columbus in Chains
40 Harbor of Cadiz
41 View of Gaudalquivir
42 Ambassadors' Saloon, Seville
43 Portrait of Isabella
44 Segovia
45 The Walls of Segovia
46 Alcazar of Segovia
47 Tombs of Ferdinand and Isabella
48 House in which Columbus died, Valladolid
49 Death Bed of Columbus
50 La *Antigua* Church, *Valladolid*

The slides of the following list of Columbus are carried in stock in plain and colored, round, wood mounted.

Portrait of Columbus.

1 Columbus before Council at Salamanca
2 Columbus at Court of Ferdinand and Isabella
3 Columbus propounding his Theories
4 Columbus and the Egg
5 Columbus leaving Palos
6 Three Ships of Columbus
7 Columbus in Sight of Land
8 Dawn revealing the New World to Columdus
9 Landing of Columbus
10 Columbus Return from America
11 Columbus Return from America, in Chains
12 Death. Bed of Columbus

New Ben-hur Set.

Sixty Plain Slides, $30.00.
No Lecture.

1 The Meeting of the Three Wise Men
2 The Joppa Gate
3 Marv, the Mother of Christ
4 The Way to Bethlehem
5 Cave of the Kahn at Bethlehem
6 The Field of the Shepherds
7 "While Shepherds Watched their Flocks"
8 Angel Appearing to the Shepherds
9 In the Cave
10 Wise Men Arriving at Jerusalem
11 Herod
12 Adoration of Wise Men
13 Ben-hur and Messala
14 A Judean Home, ext
15 A Judean Home, court
16 Mother of Ben-hur
17 Tirzah
18 The Tile Falling
19 Son of Mary
20 Arrius Going to Sea
21 Ben-hur before Arrius
22 Sea Fight
23 Celebrating Victory of Arrius
24 Warehouse of Simonides
25 Ben-hur's First Interview with Simonides
26 Grove of Daphne
27 Procession in Grove
28 Stadium
29 Orchard of Palms
30 Sheik Ilderim
31 The Arabs
32 Iris
33 Morning of the Games
34 Circus at Antioch
35 Chariot Race
36 Charlot Race, Messala Down
37 Chariot Race, Ben-hur Wins
38 Messala Carried from Circus
39 The Combat in Palace
40 Tower of Antonia, ext
41 Tower of Antonia, Dungeon
42 Tower of Antonia, Tirzah and Mother
43 Jerusalem
44 Lepers' Dwelling Places
45 Amrah Taking Food to her Mistress
46 Group of Lepers
47 At Bethabara
48 Behold the Lamb of God
49 Coming of the King
50 Ben-hur and his Mother
51 Gethsemane, Betrayal
52 Gethsemane, Christ Taken Prisoner
53 The Going to Calvary
54 Nailing Christ to the Cross
55 Christ on Cross
56 "It is Finished"
57 Ben-hur's Home
58 Ben-hur and Esther
59 The Catacombs
60 Ecce Homo

Wonders of the World.

Price per plain Slide, $0.50.
Price per fine Colored Slide, $1.50.

1 Pyramids of Egypt
2 Statue of Memnon Thebes
3 Hanging Gardens, Babylon
4 Rock of Gibraltar
5 Natural Bridge, Virginia
6 Niagara Falls
7 Yosemite Falls
8 El Capitan
9 Sentinel Rock
10 Cap of Liberty and Nevada Falls
11 California Big Trees
12 Old Faithful Geyser
13 Mammoth Cave, Interior Illuminated with Colored Fires
14 Panorama Suez Canal
15 View Down the Canal
16 Dredging Boat in Canal
17 Vicinity of Port Said
18 Vessel Passing Through Canal
19 St. Gothard Tunnel
20 New York and Brooklyn Bridge
21 Great Bronze Idol of Japan
22 Taj Mahal, India
23 Colosseum, Rome
24 Leaning Tower, Pisa
25 Eiffel Tower, Paris
26 Washington Monument
27 Statue of Liberty, N. Y. Harbor

FOR PRICE LIST OF SLIDES SEE PAGE 127.

28 St. Peter's, Rome
29 Cologne Cathedral
30 Mosque of Omar, the Dome of the Rock, Jerusalem
31 Great Bell, Moscow
32 New Opera House, Paris
33 Steamer Great Eastern Grappling with Atlantic Cable

Jerusalem on the Day of the Crucifixion.

1 Panoramic View of the City from the North, showing the Temple, Judgment Hall, etc.; Golgotha forming the foreground, and the Mount of Olives being in the distance
2 The City from the Northwest; the Mountains of Moab in the distance, and close to the observer are the Tents of some who have come to the Holy City to keep the Passover Feast
3 Still further Westward; the Palaces of Annas and of Caiaphas; Hill of Evil Counsel, etc.
4 Mount Zion; Palace of Herod; Tower of David, etc.
5 Ruins of an old Caravansary; Clump of Olive Trees bordering on the pool of Siloam, etc.
6 The Road to Damascus; the Historic Peak of Mizpah far away in the distance; a Roman guard-house in the foreground, etc.
7 The Hill on which Rested the Hamlet of Emmaus; the Cave of Jeremiah in the foreground; an Excited Multitude Proceeding to Calvary, etc.
8 Calvary; the Crucifixion; Roman Soldiers; Mary; John, the Beloved Disciple, etc.

Set of Eight Plain Slides,, $4
Set of Eight Colored Slides, (3 inches in diameter, round), $12
Set of Eight Colored Slides (square), $16
Descriptive Reading accompanies the Views

Round About Jerusalem.

Fifty Views with Lecture, $25

1 The Cotton Grotto, North Wall
2 The Damascus Gate
3 Peep over the Damascus Gate
4 The Jaffa Gate
5 An Oriental Kahn
6 *The Lepers' Quarter and Hospital*
7 *The Upper Pool of Gihon*
8 The Valley of Hinnom from the Pool of Gihon
9 The Valley of Hinnom from the Tomb
10 Jerusalem, over the Wall, near Zion's Gate
11 Zion's Gate
12 The Southeast corner of the Temple Area
13 The Rock Tomb, with Steps
14 The Kedron Valley from the Potter's field
15 The Potter's Field
16 En-Rogel, the Well of Joab
17 Isaiah's Tree
18 The Pool of Siloam
19 Siloam and the Gardens
20 The Valley of Jehoshaphat from Siloam
21 The Tombs of Zachariah and St. James
22 The Tomb of Absalom
23 The Hill of Evil Counsel
24 The Golden Gate
25 The Golden Gate, Interior
26 The Chapel of the Virgin
27 The Garden of Gethsemane
28 The Chapel of the Agony
29 The Garden of Gethsemane
30 The Garden of Gethsemane and Jerusalem
31 St. Stephen's Gate
32 Moslem Cemetery
33 Scopus
34 The Pool of Bethesda
35 Herod's Gate
36 The Grotto of Jeremiah
37 Mount Calvary
38 From Mount Calvary to Olivet
39 Jerusalem from Mount Calvary
40 The Tombs of the Kings
41 Facade of the Tombs of Kings
42 Rolling Stone at a Tomb Door
43 The Muezzin Call
44 The Church of the Ascension
45 The Dome of the Ascension
46 Valleys of Jehoshaphat and Hinnom
47 Jerusalem, from the Mount of Olives—North
48 Jerusalem, from the Mount of Olives—Center
49 Jerusalem, from the Mount of Olives—South
50 Mount of Olives

The Taking of Petra.

Price per Slide, plain 50c.; colored, round $1.50; square $2

"Dead Petra in her hill-tomb sleeps
Her stones of emptiness remain;
Around her sculptured mystery sweeps,
The lonely waste of Edom's plain."—*Whittier.*

1 Breaking Camp at Akabah
2 Wady Araba from Elath
3 Wall of Defence, Wady El Ithim
4 The pass through Wady El Ithim
5 A Midday rest in the Desert
6 Camels drinking and fighting for water at the well of Humeiyumeh
7 A groop of Moorish Pilgrims en route from Mecca, at the Well of Humeiyumeh
8 Rock house and picturred rocks at Humeiyumeh
9 The Rock and Well of Moses, Ain El Dalageh
10 A panorama of Petra from the east—sunrise
11 A panorama of Petra from the southeast—early morning
12 Panorama of Petra and Jabel Haroun, Mount Hor
13 Sunrise on ancient Edom. An antique village
14 The Pool and Ruins of Ain El Raga
15 A barricade of camels in battle array at Ain Gazalah, near Petra
16 The three tombs, Necropolis of Petra
17 The tomb of the four Pyramids, Necropolis of Petra
18 A Petra Bedouin guard at the entrance of the Sik
19 A View in the Gorge of the Sik, at Petra
20 On the river Sik, Gorge of the Sik
21 A first glimpse of the Kuzneh, through the Gorge of the Sik
22 The Kuzneh—the Facade
23 A Group of Bedouin Sheykhs with horses and lances
24 A preliminary glimpse of Petra
25 A group of rock temples near the theatre, Petra
26 The theatre of Petra
27 The view magnificent, Petra from the theatre
28 Petra, east from the travelers' camp
29 Petra, west from the travelers' camp
30 Sheyk Salim, Chief of the Petra Bedouin, and his staff
31 Our travelers' camp at Petra

FOR PRICE LIST OF SLIDES SEE PAGE 127.

32 Temple of the urn, with the arched terrace
33 Tombs, temples and cliffs south from the arched terrace
34 The Corinthian Temple, Petra
35 Temple of the three tiers of columns
36 The Kasr Faroun and broken columns
37 The Kasr Faroun—the exterior and arched doorway
38 The Ksar Faroun—the arched doorway
39 The Kasr Faroun—ruined interior
40 The temples of nature and of Edom
41 The temple of fluted columns
42 A rock stairway and pulpit
43 The pyramids and ruined fortress
44 A sacrificial altar of Baal
45 The ravine of the Dier, Petra
46 A rock temple, interior
47 The Dier from the rock-temple
48 The Dier Facade
49 Mount Hor and Aaron's tomb
50 An unfinished rock temple

THE MAMMOTH CAVE.

We have at last, after expending a good deal of time and money, obtained a series of negatives of the interior of this interesting place.

The Lantern Slides from these negatives are now placed on the market for the first time. As indicative of how difficult it has been to make these negatives, we may say that one plate alone was exposed for twenty-eight hours, four powerful locomotive headlights being trained on the subject to be photographed.

The negative of the Bottomless Pit required four minutes' exposure, magnesium wire being burned, and the camera fixed pointing downward into the pit, the magnesium wire having been lowered away down into the depths of the abyss and ignited by a peculiar mechanical device. These and many others represent the difficulties encountered.

Price per each slide (not colored) plain, $1.

1 Old Way of Going to Mammoth Cave
2 Guide to Mammoth Cave
3 Entrance to Mammoth Cave
4 Home of Guide, Jim Brown
5 Salt Peter Vats of 1812
6 Entrance to Corkscrew from Main Avenue
7 Pulpit in M. E. Church
8 Our Photographer and Assistants in Entrance of Cave
9 Water Pipes of 1812
10 Stalactite and Gothic Avenue
11 Pillar of Hercules
12 Bridal Chamber
13 An Old Arm-Chair
14 Lover's Leap
15 Stone Hut
16 In Rear of Giant's Coffin
17 Bottomless Pit
18 Reveler's Hall
19 Wild Hall
20 Hanging Grove
21 Acute Angle
22 Interior of Corkscrew
23 The Statue
17 Skeleton Gorge
18 Brand's Cascade
19 Entrance Avenue
20 Hovey's Hall
21 Hanging Rock
22 Diana's Bath
23 Stonewall Avenue
24 Twin Lakes
25 Cave Hill

Luray Cave.

25 slides, with reading, $12.50.

1 Natural Bridge
2 Fish Market
3 Ball-Room
4 Coral Spring
5 Entrance to Ball-Room
6 Double Column
7 Lost Blanket
8 Empress Column
9 Saracen's Tent
10 Fallen Column
11 Cathedral
12 Castles on the Rhine
13 River Rhine
14 Frozen Mountain
15 Titama's Veil
16 Helen's Shawl

From the Earth to the Moon.

32 slides, no lecture, $16.

1 The artillerymen of the gun club
2 Barbicane holds forth
3 Ideal sketch of the gun
4 Capt. Nicholl
5 Factory at Coldspring, N. Y.
6 The work progressing
7 The casting
8 Tampa Town
9 The Banquet in the Columbiad
10 Projectile trains to the moon
11 Mr. Arden arguing
12 " " prevents the drill
13 The cat taken from the shell
14 Arrival of the Columbiad
15 Telescope in Rocky Mts
16 Interior of the projectile
17 Fire!
18 Diana and Satellite
19 An Enormous Disc
20 The body of the Satellite accompanying the projectile
21 Revelling in space where weight is absent
22 The telescope at Passontown
23 As the moon is spoken of
24 The beauty of the starry world
25 He distinguished all this
26 I imagine I see them on the moon
27 A few feet nearer
28 They threw the body of Satellite out
29 The rivalry between deputies
30 Firing the rockets
31 White all, Barbicane
32 The ovation

A Tour of the World.

60 slides, $30.

With Descriptive Reading.

1 Philadelphia Independence Hall, interior
2 Broad Street Station—train leaving
3 Washington—The Capitol
4 Washington — White House, S. Front
5 Washington—The Monument
6 Niagara Falls
7 Chicago—The Auditorium
8 St. Louis — The Great Bridge
9 Pullman Dining Car
10 Gateway to Garden of the Gods, Pike's Peak
11 Panorama, Santa Fe
12 Canon of the Colorado
13 Salt Lake City
14 " " Mormon Tabernacle
15 Yellowstone Canon
16 " Geyser
17 Yosemite Big Tree
18 " Falls
9 San Francisco — Grand Palace Hotel
20 Sandwich Islands—King's Palace

FOR PRICE LIST OF SLIDES SEE PAGE 127.

21 Japan—Yokohama
22 " Mikado's Palace, Kioto
23 Japan—Statue of Buddah, Kamacura
24 China—Harbor of Hong Kong
25 India—Calcutta
26 " Darjeeling
27 " Elephanta Caves
28 Panorama of Aden
29 Suez Canal
30 Cairo, looking toward Pyramids
31 Pyramid and Sphynx
32 Alexandria—Pompey's Pillar
33 Jerusalem
34 " Mosque of Omar
35 The Dead Sea
36 Joppa
37 Constantinople
38 The Golden Horn
39 Athens from the Acropolis
40 Naples Panorama
41 Rome
42 Venice
43 Milan Cathedral
44 St. Gothard's Tunnel, Switzerland
45 Axenstrasse, Lake Lucerne
46 Mer de Glace
47 Chamounix, Mt. Blanc
48 Geneva and the Rhone
49 Berlin
50 Amsterdam, Holland
51 Rue Royale, Brussels, Belgium.
52 Paris Panorama
53 Paris Grand Opera
54 Paris Column Vendome
55 England—London Bridge
56 England—Thames Embankment
57 Ireland—Lakes of Killarney
58 Steamer in Dock, New York
59 Brooklyn Bridge, New York
60 Liberty Statue, New York

Naples and Pompeii.

12 slides, $6.

With Descriptive Reading.

1 Bay of Naples and Vesuvius
2 Place du Plebescite, Naples
3 The Blue Grotto Island Capri
4 The Farnese Bull, Naples
5 The Temple of Serapis, Puteoli
6 Railroad up Vesuvius
7 The Cone of Mt. Vesuvius
8 The House of the Poet, Pompeii
9 The Greek Theatre, Pompeii
10 The Amphitheatre, Pompeii
11 House of Baker, Pompeii
12 *General View of Excavations, Pompeii*

Milan, Genoa and Pisa.

12 slides, $6.

With Descriptive Reading.

1 Panorama of Milan and Cathedral
2 Rue Victor Emanuel
3 The Cathedral
4 Gallery, Victor Emanuel
5 Statue Leonardo da Vinci
6 La Scala
7 The Simplon Arch
8 Genoa, Panorama of City and Harbor
9 Statue of Columbus, Genoa
10 Gallery in Campo Santo
11 Duomo Baptistery and Tower, Pisa
12 The Leaning Tower

Germany.

12 slides, $6.

With Descriptive Reading.

1 Panorama of Berlin
2 Brandenburg Gate, Berlin
3 Imperial Palace, Berlin
4 Unter den Linden, Berlin
5 Marien Platz, Munich
6 Hotel Kaizerworth, Goslar
7 Old Houses, Hildesheim
8 Street in Strasburg, Cathedral
9 Limburg Cathedral
10 Albert Durer's House, Nuremberg
11 Russian Chapel, Dresden
12 Cathedral, Cologne

Constantinople.

12 slides, $6.

With Descriptive Reading.

1 Panorama
2 Palace of Beylerbe
3 Mosque of St. Sophia
4 Mosque of St. Sophia (interior)
5 The Golden Horn
6 Street View (instantaneous)
7 Panorama of the Bridge
8 The Sultan at Prayer in the Mosque
9 Mosque of Suleiman
10 Turkish Woman
11 The Harbor
12 Steamer Leaving

Austria.

12 slides, $6.

With Descriptive Reading.

1 Imperial Palace, Vienna
2 City Hall, Vienna
3 The Grand Opera House, Vienna
4 Imperial Parliament Building, Vienna
5 Maximillian Platz, Vienna
6 Maximillian Bed Room, Vienna
7 Ring Strasse, Vienna
8 Linz on the Danube
9 Street in Stertzing
10 Castle of Bruneck
11 Triumphal Arch, Innsbruck
12 Theresien Strasse

Portugal.

12 slides, $6.

With Descriptive Reading.

1 General View of Lisbon and Harbor
2 Statue Don Jose I., Lisbon
3 Boulevard dos Romulus, Lisbon
4 Ruins of Groumas, Belem
5 Sculptures in the Cloister, Lisbon
6 The Castle and Ramparts, Lisbon
7 Window of the Chapter House, Thomar
8 Gallery of the Cloister, Alcobaco.
9 Library of University Coimbre
10 Gallery of Santa Cruz, Coimbre
11 Gate of Castle of La Perna, Cintra
12 Gallery in Castle of Mont Serat

White Mountains.

12 slides, $6.

With Descriptive Reading.

1 The Stage Leaving
2 The Flume
3 Willey House, Franconia
4 Purple Lake, Franconia
5 Crawford House
6 Old Man of the Mountain
7 Wild Cat and Glen Ellis
8 Jackson Falls, Wild Cat River
9 Panorama from Thorn Mountain
10 A Mountain Road
11 Panorama of Jackson and the Mountains
12 Tip Top House, Mt. Washington

London.

Set of Twelve, with Reading

$6.00.

1 Buckingham Palace
2 Houses of Parliament
3 Westminster Abbey
4 The Nave, Westminster
5 Blackfriar's Bridge
6 Trafalgar Square

FOR PRICE LIST OF SLIDES SEE PAGE 127.

7 Temple Bar
8 St. Paul's Cathedral
9 Interior of St. Paul's
10 General Postoffice
11 Royal Exchange
12 Tower of London

Paris.

Set of Twelve, with Reading.

$6.00.

1 Panorama of Paris, showing eight Bridges
2 Church of Notre Dame
3 Church of St. Germaine l'Auxerrois
4 Triumphal Arch of Napoleon
5 Hotel de Ville and Bridge over Seine
6 Church of the Madeleine, exterior
7 Column Vendome
8 Palace of the Louvre
9 Grand Opera House
10 Church of the Invalides, exterior
11 Tomb of Napoleon I., Invalides
12 Cafe in Champs Elysees

Rome.

Set of Twelve, with Reading

$6.00.

1 Panorama of Rome
2 St. Peter's
3 The Vatican
4 The Tiber and Castle of St. Angelo
5 The Coliseum, exterior
6 The Coliseum, interior
7 Arch of Titus
8 The Capitol
9 Ruins of Aqueducts
10 Appian Way
11 The Forum
12 Fountain of Trevi

Washington.

Set of Twelve, with Reading,

$6.00.

1 United States Capitol
2 U. S. Senate Chamber
3 U. S. Hall of Representatives
4 Pennsylvania Avenue
5 Washington Monument
6 U. S. Treasury
7 Executive Mansion, or White House
8 War, State and Navy Departments
9 General Postoffice Building
10 Smithsonian Institute
11 Jackson Statue
12 Soldiers' Home

Boston.

Set of Twelve, with Reading

$6.00.

1 Panorama of Boston
2 Faneuil Hall
3 Old South Church
4 Old State House
5 State Capitol
6 Custom House
7 Steamboat Wharf and Harbor
8 City Hall
9 Frog Pond, Boston Common
10 Statue of Washington, Public Garden
11 Venus Rising from the Sea, Public Garden
12 Bunker Hill Monument, Charlestown

New York.

Set of eighteen, with Reading

$9.00.

1 Panorama of New York City and Bay
2 East River Bridge
3 Castle Garden
4 Broadway
5 Wall Street, the Custom House
6 Postoffice
7 City Hall
8 Elevated Railroad Tracks
9 Obelisk, Central Park
10 Fountain, Central Park
11 St. Patrick's Cathedral
12 Grand Central Depot
13 Greenwood Cemetery, Jas. G. Bennett's Monument
14 New York Fire Department's Monument, Greenwood Cemetery
15 Receiving Vault, Greenwood Cemetery
16 Sylvan Water, Greenwood Cemetery
17 Crescent Water, Greenwood Cemetery
18 Upper Taughhannock Ravine, N. Y., Top of Main Fall in the Foreground

Philadelphia.

Set of Twelve, With Reading

$6.00.

1 Panorama of Philadelphia
2 Independence Hall, Exterior
3 Liberty Bell
4 Postoffice
5 United States Mint
6 New City Hall
7 Masonic Temple
8 Boat Houses and Lemon Hill, Fairmount Park
9 Girard Avenue Bridge
10 Horticultural Hall, Fairmount Park
11 Girard College
12 Broad Street Station, P. R. R.

Richmond.

Set of Twelve, with Reading

$6.00.

1 Panorama of Richmond
2 The Capitol
3 Statue of Washington in the Capitol
4 Stonewall Jackson's Monument
5 Washington Monument
6 St. John's P. E. Church
7 Libby Prison
8 Old Stone House, Washington's Headquarters
9 Jeff. Davis' Residence
10 The Docks
11 Confederate Monument, Hollywood Cemetery
12 President Monroe's Tomb

Niagara.

Set of Twelve, with Reading

$6.00.

1 The Rapids
2 Three Sister Islands
3 Horseshoe Fall from Prospect Point
4 Horseshoe Fall, from Canadian Side
5 Horseshoe Fall and Terrapin Tower, Winter
6 General View of the Falls, Winter
7 American Fall from Goat Island
8 American Fall from Canadian Side
9 New Suspension Bridge, from Above
10 Icicles
11 The Whirlpool, Old Suspension Bridge and Cantilever Bridge
12 Interior of Old Suspension Bridge

Yosemite.

Set of Twelve, with Reading

$6.00.

1 General View of Valley
2 El Capitan
3 Bridal Veil Fall
4 Cathedral Rock
5 Three Brothers
6 Sentinel Rock
7 Yosemite Falls
8 Washington Columns North Dome and Royal Arches
9 Mirror Lake
10 Vernal Fall
11 Cap of Liberty
12 Nevada Fall

Chicago.

Set of Twelve with Reading.

$6.00.

1 Panorama of City
2 Waterworks
3 Grain Elevator
4 La Salle Tunnel
5 S. Douglas Monument
6 Lumber Exchange
7 Grand Pacific Hotel
8 Court House
9 Michigan Central R. R.
10 State Street and Palmer House
11 Postoffice
12 Stock Yards Entrance

FOR PRICE LIST OF SLIDES SEE PAGE 127.

Historic Places.

Set of Twelve, with Reading

$3.00.

1 Plymouth Rock, Mass.
2 Concord Bridge, Mass,
3 Ruins of Fort Ticonderoga, New York
4 Washington's Headquarters, Newburg, N. Y.
5 Ruins of Fort Putnam, West Point, N. Y.
6 Old Church, Sleepy Hollow, N. Y.
7 Old Mill, Newport, R. I.
8 William Penn's House, Fairmount Park, Philadelphia
9 Washington's Residence Mt. Vernon, Va.
10 Washington's Tomb, Mt. Vernon, Va.
11 Fort San Marco, St. Augustine, Fla.
12 Old Cathedral, St. Augustine, Fla.

Far West.

Set of Twelve, with Reading

$5.00.

1 Panorama of Salt Lake City, Utah
2 Brigham Young's House Salt Lake City
3 Mormon Tabernacle, Salt Lake City
4 Great Organ in the Mormon Tabernacle, Salt Lake City
5 Panorama of Sacramento, Cal.
6 State Capitol of California, Sacramento
7 Panorama of San Francisco
8 Harbor of San Francisco
9 Chinese Joss House, Exterior, San Francisco
10 Chinese Joss House, Interior, San Francisco
11 Palace Hotel, San Francisco
12 Market Street and Baldwin Hotel, San Francisco

The Old Roman World.

Set of 12, with Reading,

$6.00.

1 Liberality of the Roman Women
2 Cornelia and her Jewels
3 A Roman Chariot Race
4 The Vintage Festival
5 Death of Cæsar
6 Roman Prisoners Passing Under the Yoke
7 A Roman Feast
8 Antony and Cleopatra
9 Gladiators Going to Circus
10 The Victorious Gladiator's Appeal
11 Destruction of Pompeii
12 Wild Beasts and Their Victims in the Coliseum

A Walk About Venice.

Set of 12, with Reading

$3.00.

1 Panorama of Venice
2 Grand Canal and Gondola
3 Colonnade of Ducal Palace
4 Giant's Staircase
5 Campanile and St. Mark's
6 Cathedral of St. Mark's
7 Bridge of Sighs
8 Bridge of the Rialto
9 La Casa D'Oro
10 Palace Foscari
11 Church of St. Saluta
12 Isle of St. George

New Orleans.

Set of 12, with Reading, $6.00.

1 A Study from the Oyster Levee
2 A Cotton Levee
3 Cotton Levee, Canal Street
4 The French or Creole Section
5 The French Market
6 Panorama Jackson Square
7 Canal and St. Charles Streets
8 A New Orleans Residence
9 A Group of Lofty Cisterns
10 Old Creole Mansion
11 The Garden of a Creole Home
12 A New Orleans Milk Cart

Old St. Augustine.

Set of 12, with Reading,

$6.00.

1 Old City Gateway
2 St. George Street
3 The Oldest House
4 Treasury Street
5 Old Spanish Cathedral
6 The Slave Market
7 The Villa Zorayda
8 Old Fort San Marco
9 The Stairway to Parapet
10 Watch Tower of Fort
11 Old Spanish Lighthouse
12 The Lighthouse, Anastatia Island

Rip Van Winkle.

6 slides, $3.

With Reading,

1 Playing with the Children
2 At the Village Inn
3 His Scolding Wife
4 On the Mountains
5 Returns after a Nap of Twenty years
6 Relating his Story

Leap for Life.

5 slides, $2.50.

With Reading.

1 There stood the boy with Dizzy brain,
Between the sea and sky
2 Then Suddenly a rifle grasped
And aimed it at his son
3 "That only chance your life can save;
Jump, jump, boy!" He obeyed.
4 He sank—he rose—he lived—he moved—
And for the ship struck out.
5 "His father drew, in silent joy, those wet arms round his neck"

Seven Ages of Man.

7 slides, $3.50.

With Reading.

1 The Infant
2 The School Boy
3 The Lover
4 The Soldier
5 The Justice
6 The Lean and Slippered Pantaloon
7 The Last Scene

Pilgrim's Progress.

12 slides, $6.

With Reading.

1 The Pilgrim and his Burden
2 The Shining Light
3 The Slough of Despond
4 The Pilgrim at the Gate
5 Christian and the Three Shining Ones
6 The Pilgrim and the Lions
7 Christian Armed
8 The Fight with Apollyon
9 Vanity Fair
10 The Pilgrims found sleeping
11 The Pilgrims and the Shepherds
12 Passing through the Waters

Uncle Tom's Cabin.

12 slides, $6.

With Reading.

1 George Harris taking leave of his Wife
2 An evening in Unele Tom's Cabin
3 Escape of Eliza and Child on the Ice
4 Uncle Tom sold and Leaving his Family
5 Eva St. Clair makes a friend of Uncle Tom
6 Uncle Tom saves Eva from Drowning

FOR PRICE LIST OF SLIDES SEE PAGE 127.

7 George Harris resisting the Slave Hunters
8 Eva and Topsy
9 Eva Reading to Uncle Tom
10 Eva's Dying Farewell
11 Legree's Cruelty to Uncle Tom
12 Death of Uncle Tom

Voyage of Life.

4 slides, $6.00.

Childhood.

1 "Fair childhood starts, illumed with light,
And pleasing visions éntrance the sight"

Youth.

2 "Then youth arrives. How fair the view!
How radiant upward shines the blue!"

Manhood.

3 "What now, O, God! through this stern strife
Can keep the voyager, save his life?"

Old Age.

4 "While o'er the dark, receding storm,
Bright breaks the light of endless morn."

The Last Voyage of the Ocean Steamer.

Finely Colored, $1.50; Plain, 50 cents.

1 Ocean Steamer Leaving Port
2 Ocean Steamer in Mid-Ocean
3 Ocean Steamer on Lee Shore
4 Ocean Steamer on Fire

Two Paths of Virtue and Vice.

Finely Colored, $1.50; Plain, 50 cents.

1 Childhood
2 Youth
3 Manhood
4 Old Age

Tam O'Shanter.

Finely Colored, $1.50; Plain, 50 cents.

1 "Gathering her Brows like gathering storm,
Nursing her wrath to keep it warm."
2 "The Souter tauld his queerest stories;
The landlord's laugh was ready chorus."
3 "Nae man can tether time or tide;
The hour approaches, Tam Maun ride."
4 "And, now! Tam was an unco sight!
Warlocks and witches in a dance."
5 "And scarcely had he Maggie Rallied,
When out the Hellish legion sallied."
6 "Ae spring brought off her master hale,
But left behind her ain gray tail."

New Tale of a Tub.

Finely Colored. $1.50; Plain, 50 cents.

1 Opening the Question
2 Bengal Ease
3 The Artful Dodge
4 Look Before You Leap
5 Under Cover
6 Increasing the Interest of the Tail, the Climax

Visit of St. Nicholas.

Finely Colored, $1.50; Plain, 50 cents.

1 "The Children were Nestled all Snug in their Beds"
2 "A Miniature Sleigh and Eight Tiny Reindeer"
3 "And he Looked Like a Peddler just Opening his Pack"
4 "Merry Christmas to All, and to All a Good-Night"

Natural Phenomena.

Finely Colored, $1.50; Plain, 50 Cents.

1 Rainbow
2 Aurora Borealis
3 Ignis-Fatuus, or Will o' the Wisp
4 Water Spouts
5 Sand Storm
6 Geysers, or Boiling Springs
7 Falls of Niagara
8 Coral Reefs
9 Glaciers
10 Icebergs
11 Volcano, Mt. Vesuvius
12 Prairie on Fire

Home, Sweet Home.

Finely Colored, $1.50; Plain, 50 cents.

1 "Be it ever so humble, there's no place like home"
2 "An exile from home, splendor dazzles in vain"
3 "How sweet 'tis to sit 'neath a fond father's smile"
4 To thee I'll return, overburdened with care"

A Christmas Hymn.

Finely Colored, $1.50; Plain, 50 cents.

1 "Had Rome been growing up to might, and now was queen of land and sea"
2 "The Senator of haughty Rome, impatient urged his chariot's flight"
3 "Within that province far away, went plodding home a weary boor"
4 "How calm a moment may precede one that shall thrill the world forever"
5 "A thousand bells ring out, and throw their joyful peals abroad"
6 "For in that stable lay, new born, the peaceful Prince of earth and heaven"

The Ill-Fated Ship.

Finely Colored, $1.50; Plain, 50 cents.

1 Leaving Port, Garneray
2 Among the Icebergs, Morel Fatio
3 Ship on Fire, Morel Fatio
4 Crew Saved in Boats, Garneray

Important Events in European History.

Finely Colored, $1.50; Plain, 50 cents.

1 Guttenburg Showing his First Proof
2 Columbus at Court of Ferdinand and Isabella
3 Columbus Returns from America
4 Charles V. Entering Antwerp
5 Luther Burning the Pope's Bull
6 The First Reformer's Protest
7 William of Orange Pledges his Jewels for Defense of his Country
8 Galileo Expounding his Theories
9 Galileo Before the Inquisition Tribunal
10 Peter the Great Saved by his Mother
11 Sobieski Promises to Assist Venice Against the Turks
12 James Watt's First Experiment with Steam

The Life of a Slave.

8 slides, $4.

1 The overseer and the slave in the rice field
2 Separation from wife and child, because he is sold to a new master

FOR PRICE LIST OF SLIDES SEE PAGE 127.

3 Inhuman treatment for slight offense
4 Revenge
5 He flies and is saved
6 Is protected by the Union Flag
7 Fights for liberty and encounters his former master
8 Dies the death of a hero

The Soldier's Return. (By Burns.)

6 slides, $3.

1 "Wi' mony a sweet babe fatherless,
And many a widow mourning"
2 "I thought upon the witching smile
That caught my youthful fancy."
3 "At length I reached the bonny glen,
Where early life I sported."
4 "And turned me round to hide the flood,
That in my een was swelling."
5 "Sae wistfully she gazed on me,
And lovelier was than ever."
6 "She sank within my arms and cried,
'Art thou my ain dear Willie?'"

Life of a Country Boy.

1 Leaving home
2 Temptation and fall
3 Further on—gambling
4 At last—the forged check

Mottoes.

1 Welcome
2 Good-night
3 Silence
4 Merry Christmas
5 Happy New Year
6 Adieu
7 Buenos Noches
8 Adios

TEMPERANCE SLIDES.

Ten Nights in a Bar-room.

50 cents plain, $1.50 colored

With a Lecture.

1 Arrival at the Sickle and Sheaf
2 Joe Morgan's Little Mary asks her father to come home
3 Slade throws a glass at Joe Morgan and hits Mary
4 Joe Morgan suffering the horrors of *delirium tremens*
5 The death of little Mary
6 Frank Slade and Tom Wilkins riding off on a spree
7 Willie Hammond induced by Harvey Green to gamble
8 Harvey Green stabs Willie Hammond to death
9 Quarrel between Slade and his son Frank
10 Frank Slade kills his father with a bottle
11 Meeting of the citizens in the bar-room
12 The departure from the Sickle and Sheaf

Stomach of the Drunkard.

50 cents plain, $1.50 colored

With a Lecture.

1 Internal surface of the stomach in healthy condition
2 Stomach of the moderate drinker
3 Stomach of the drunkard
4 Inner surface of the stomach of a drunkard after a debauch
5 Inner surface of the ulcerated stomach of the drunkard
6 Appearance of the scirrhous stomach of a drunkard
7 Interior of the stomach of drunkard upon the verge of the grave
8 Inner surface of the stomach of a distinguished individual who died in a state of *delirium tremens*

The Drunkard's Progress.

50 cents plain, $1.50 colored

With a Lecture.

1 Domestic happiness—the greatest of earthly blessings
2 The Temptation—Lead me not into temptation
3 Introduction of sorrow—a loving heart made sad
4 The rum-hole—a substitute for home
5 Rum instead of reason
6 Degraded humanity
7 The cold shoulder by old friends
8 Rumseller's gratitude—Rejection instead of injection
9 Poverty and want
10 Robbery and murder—the result of drunkenness
11 Mania-a-potu—the horror of horrors
12 The death that precedes eternal death

The Man and the Beast.

50 cents plain, $1.50 colored

1 Temperance, The Man
2 Temperance, The Beast

The Bottle.

50 cents plain, $1.50 colored

With a Lecture.

From the Originals, by G. Cruikshank.

1 The bottle is brought out for the first time. The husband induces his wife just to take a drop
2 He is discharged from his employment for drunkenness. They pawn their clothes to supply the bottle
3 An execution sweeps off the greater part of their furniture. They comfort themselves with the bottle
4 Unable to obtain employment, they are driven by poverty into the streets to beg, and by this means still supply the bottle
5 Cold, misery and want destroy their youngest child. They console themselves with the bottle
6 Fearful quarrels and brutal violence are natural consequence of the frequent use of the bottle
7 The husband, in a furious state of drunkenness, kills his wife with the instrument of all their misery
8 The bottle has done its work—it has destroyed the infant and the mother; it has brought the son and daughter to vice and to the streets, and has left the father a hopeless maniac

The Drunkard's Daughter.

50 cents plain, $1.50 colored

Six Slides.

1 Alone in the World
2 Making Shirts in a Garret
3 Pay Refused for her Work
4 Out in the Street
5 The Leap from the Bridge
6 Take her up Tenderly

The above are entirely new and very interesting.

FOR PRICE LIST OF SLIDES SEE PAGE 127.

From Champagne to the End.

50 cents plain, $1.50 colored

1 Champagne in the Parlor
2 Brandy in the Bar-room
3 Whisky in the Grog-shop
4 Cold Water in the Bay

Father, Dear Father, Come Home.

50 cents plain, $1.50 colored

1 Father, dear Father, come home with me now
The clock in the steeple strikes one
2 With poor brother Benny so sick in her arms,
And no one to help her but me
3 Father, dear Father, come home with me now
The clock in the steeple strikes two
4 The night has grown colder, and Benny is worse
But he has been calling for you
5 Father, dear Father, come home with me now,
The clock in the steeple strikes three
6 Yes, we are alone, poor Benny is dead
And gone with the angels of light

The Gambler's Career.

50 cents plain, $1.50 colored

1 The first seed of passion planted in the young mind
2 The development of the passion with higher stakes
3 Finding himself always the loser, he resorts to false play
4 He is detected and roughly handled by his friends
5 Having finally lost all, he leaves the gaming house in despair and madness
6 He ends his life in a madhouse, still occupied with his ruling passion

Drunkard's Reform.

6 slides, with reading, $3.00.

1 He squandered his hard earned money in drink
2 His child's clothes are ridiculed and his pride touched
3 He forms a resolution and leaves the saloon
4 He informs his wife of his resolution
5 His sobriety raises him to the position of foreman
6 The happy home of the temperate man

The Ten Commandments

With Reading; 50 cents Plain or $1.50 Colored.

1 First Commandment—Thou shalt have no other Gods before me
2 Second Commandment—Thou shalt not make unto Thee any graven image
3 Third Commandment—Thou shalt not take the name of the Lord thy God in vain
4 Fourth Commandment—Remember the Sabbath day to keep it holy
5 Fifth Commandment—Honor thy father and thy mother
6 Sixth Commandment—Thou shalt not kill
7 Seventh Commandment—Thou shalt not commit adultery
8 Eighth Commandment—Thou shalt not steal
9 Ninth Commandment—Thou shalt not bear false witness against thy neighbor
10 Tenth Commandment—Thou shalt not covet thy neighbor's house, etc.
11 Moses receiving the Tablets of the Law
12 Moses delivering the Tablets of the Law to the people

The Lord's Prayer.

With Reading; 50 cents Plain or $1.50 Colored.

1 "Our Father which art in Heaven."
2 "Thy will be done on earth as it is in Heaven."
3 "Give us this day our daily bread."
4 "Forgive us our debts as we forgive our debtors."
5 "Lead us not into temptation."
6 "Deliver us from evil."
7 "Thine is the kingdom and the power, and the glory, forever. Amen."

Patriotic.

1 A Nation's Pride and a Nation's Wealth
2 The Presidents of the United States grouped in and about a star
3 America's Greatest Patriots

Selected Subjects.

Plain 50 cents; Colored, round, $1.50; Colored, square, $200.

1 Age of Gold
2 All that was left of the Homeward Bound
3 American Railway Station
4 American Eagle on National Shield
5 Ancient Custom-Painting the Eyebrows
6 Appian Way, Rome
7 Babes in the Wood
8 Barber shop in Lucinius
9 Barcarolle by Moonlight
10 Basket of Croquemitaine
11 Barbara Frietchie
12 Beatrice Cenci
13 Believer's Vision
14 Bell Rock Light House
15 Blindman's Buff
16 Blue Bird
17 Blue Grotto, Capri
18 Bridal Party, Bay of Naples
19 Brooklyn Bridge by Moonlight
20 Bull fight in Spain
21 Burns and his Highland Mary
22 Burning of Sardanapalus
23 Call to Prayer
24 Can't you Talk
25 Capitol at Washington, Evening Session
26 Cattle at Watering
27 Cavalry Charge
28 Challenge
29 Chimney Sweep
30 Chorister Boys
31 Cinderella
32 Circe and Companions of Ulysses
33 Clear the Track
34 City of Venice
35 Cup of Friendship
36 Cupid a Captive
37 Dance of the Veil
38 Daring Highway Robbery
39 Devotedness—Dog Saving Child
40 Distinguished Member of Benevolent Society
41 Donheyster's Sweepstakes
42 Dream of Hope
43 Driving a Pair
44 English Railway Station
45 Evangeline
46 Explanation of Bible
47 Fairy Grotto
48 Family Cares
49 Family Happiness
50 Faust and Marguerite
51 Festival night, Ancient Venice
52 Fetching the Doctor
53 Fête at Court of Cleopatra
54 Fight for the Flag
55 Flaw in the Title
56 Flight of a Soul
57 Forbidden Fruit
58 Forester's Family
59 Forgotten
60 Foundling Girls
61 Fountain of Love
62 From an Unknown Shore
63 From Shore to Shore
64 Goddess of Liberty
65 Good-Night, Constellation

FOR PRICE LIST OF SLIDES SEE PAGE 127.

66 Good-Night, Cherubs
67 Good-Night, Girl with Candle
68 Great Expectations
69 Here they Come!
70 His only Pair
71 Horse Fair
72 Immaculate Conception (Murillo)
73 Innocents Abroad
74 Jealousy
75 Jersey
76 Journeying in the Desert
77 Knitting Lesson
78 Ladies' Apartment, Ancient Rome
79 Lady in Waiting
80 Last Moments of Cæsar
81 Lion Hunt
82 Little Harvesters
83 Little Red Riding-Hood
84 Love at First Sight
85 Lovers on the Lake
86 Lucretia and her Maidens
87 Madonna of Candlestick (Raphael)
88 Madonna of Chair (Raphael)
89 Madonna of St. Sixtus (Raphael)
90 Mammoth Cave, Kentucky
91 Meditation
92 Mermaid's Home
93 Milkmaid
94 Morning Call
95 Mute Appeal
96 Monarch of the Glen
97 Mother's Blessing
98 Mother's Dream
99 Mud Pies
100 My Dog and I
101 New York Harbor
102 Niagara Falls
103 Night
104 Night Watch
105 Nothing Venture, Nothing Have
106 New Whip
107 Ocean Steamer
108 Ocean Steamer, Moonlight
109 Oh! Boy on Ice
110 Oh! Astonished Rustics
111 Othello relating his Story
112 Paradise of Mohamet
113 Piper and a pair of Nut Crackers
114 Prairie Travelers attacked by Indians
115 Pride and Humility
116 Romeo and Juliet
117 Rose of Destiny
118 Ruined Abbey, by Moonlight
119 American Steamship, Indiana
120 Spirit of "76"—"Yankee Doodle"
121 Little Brother (Von Bremen)
122 Inquietude
123 At the Spring
124 The Improvised Cup
125 The Three Friends
126 Souvenir
127 Ruben's Last Jndgment
128 Titian's Madonna
129 Fay
130 The Picnic
131 Ship at Sea
132 Mother's Treasure (Von Bremen)
133 The Courtship (Von Bremen)
134 At the Fireside (Von Bremen)
135 The Vestal Nun
136 Nell Gwynne
137 Neapolitan Peasants
138 The Greek Fugutives
139 A City of Ancient Greece
140 The Old Téméraire
141 The Wedding Eve
142 The New Lord of the Village
143 Glimpse of an English Homestead
144 The Highland Drover's Departure
145 The Stag at Bay
146 The Poultry Yard
147 The Blue Grotto of Capri
148 Puss in Boots
149 Come Along
150 Feeding the Calves
151 At the Mill Door
152 "He Never Told His Love"
153 The Notice at the Mill Door
154 A Chat with the Miller
155 The Tresspassers
156 Listening to the Birds Song
157 Gilli Gyan Mill
158 The Valentine
159 The Haymakers
160 On the Brandywine
161 The Fisherman
162 At the Cottage Door
163 Good Night, Twins Asleep
164 The Surf on the Coast
165 At the Mercy of the Waves
166 A Winter Landscape
167 Falls of Minnehaha
168 Falls of Minnehaha—Through the Trees
169 After the Snow Storm
170 Dalles of the St. Croix
171 Ferns from the Tropics
172 Blarney Castle, Ireland
173 Valley of Glendalough, Ireland
174 Muckross Abbey, Killarney, Ireland
175 Blair Athol—Scotland
176 Kirk Alloway
177 Dryburg Abbey
178 Lighthouse at Nice
179 Grand Canal Venice
180 Storm in the Tyrol
181 Is it a Dog
182 Cleopatra's Galley (Picon)
183 Market Place at Athens (Restored)
184 Volunteer Soldier's Departure
185 Wreck of the Minotaur (Turner)
186 Family Happiness (Hunin)
187 Russian Wedding Feast
188 Old Ocean's Plaything
189 Gladiators Saluting Cæsar
190 Mer de Glace
191 The Angelus (L'Angeles) Millet
192 Marine View
193 Trapper's Last Shot (Wranney)
194 "Don't You Forget It"
195 Dome of the Capitol
196 Devil's Toboggan Slide
197 St. Louis Panorama
198 Mosque of Omar
199 Melrose Abbey
200 Mount of Olives
201 The Parthenon
202 Olympic Games
203 Imperial Courier
204 Socrates Instructing Alcibiades (Schopin)
205 Sunset at Sea (Turner)
206 Mary Queen of Scots and Rizzio
207 Peace (Dore)
208 War (Dore)
209 Shipwrecked Mariners
210 Fight with Beasts, Coliseum, Rome (Turner)
211 Steam Ship City of Berlin
212 Steam Ship City of Paris
213 Steam Ship City of Chicago
214 Steam Ship Etruria
215 Tomb of Napoleon
216 The Night Watch (Riviere)
217 St. Paul's (London)
218 Battle of Waterloo
219 Death of Lord Nelson
220 Drop Curtain: Harbor of Ancient Rome
221 Cotton Picking Ga.
222 Dalles of the St. Croix
223 Corinth, Ancient
224 Christ before Pilate
225 Castle in Venice, by Moonlight
226 "When Johnnie Comes Marching Home Again, Hurrah!
227 Bartholdi's Statue
228 Departure of Steamer
229 Cleopatra
230 Dipping Achilles into the Styx
231 The Shipwreck, Crew Saved on Raft
232 Too Late
233 Coliseum, Rome
234 Christ on Calvary (Muncaksy)
235 Castle Wolfstein in the Tyrol
236 Cottage Door
237 Death of Queen Elizabeth
238 Water Lillies
239 After the Storm
240 Concert in Springtime
241 Procession to the Christening
242 The Muezzin's Call
243 A Frosty Morning
244 The Burning Crater of Kilauea

FOR PRICE LIST OF SLIDES SEE PAGE 127.

STATUARY.

In ordering Statuary Slides always state from which list you order, "Miscellaneous," "Thorwaldsen" or "Rogers."

Miscellaneous Statuary.

Blacked out, 75 cents each.

1 Achilles
2 Apollo
3 Apollo Belvidere
4 Africane
5 America
6 Aurora
7 Angel's Love
8 Ariadne and the Tiger
9 Albert Memorial, London
10 Albert Memorial, America
11 Brother and Sister
12 Bacchus
13 Blind Man's Buff
14 Birth of Cupid
15 Beggar Boy
16 Baby's Death
17 Berenice
18 Birdie
19 Birth of Love
20 Children and Bird
21 Cold
22 Cupid
23 Christmas Day
24 Childish Pleasure
25 Chase (Bust)
26 Clio
27 Diana
28 Dante (Florence)
29 Dante (Bust)
30 Dying Gladiator
31 Drop That
32 Evening
33 Emperor William (Bronze Bust)
34 Emancipation
35 Eve
36 Eve before the Fall
37 First Sensations of Cold Water
38 Flying Time
39 Feint and Tenderness
40 Free Church and Free State
41 Flora
42 Fisherman's Daughter
43 Flower Girl
44 Girl and Serpent
45 Girl as a Butterfly
46 Grief
47 Girl at Bath
48 Genius of the Vatican
49 Good Morning
50 Ganymede and Eagle
51 Hope
52 Hebe
53 Hercules and Antinous
54 Hypatia
55 Horse attacked by Anaconda
56 Hebe and Ganymede
57 Italian Boy and Monkey
58 Industry
59 Joy
60 Joy and Grief
61 Juno
62 Lucius Verus
63 Leda and the Swan
64 Love's Messenger
65 Love Blind
66 Love's Net
67 Lincoln (Bust)
68 Lot's Wife
69 Love's Mirror
70 Mercury Flying (Minerva)
71 Miriam
72 Moses (Michael Angelo)
73 Misfortune
74 Masquerade
75 Mother's Treasure
76 Modesty
77 Michael Angelo (Bust)
78 Mercury
79 Morning (Copeland)
80 Michael Angelo
81 Marguerita
82 Maid of Judah
83 Niobe and Daughter
84 Nydia
85 Nydia, the Blind Girl of Pompeii
86 Nursing the infant Bacchus
87 Night (Copeland)
88 Ophelia
89 Out in the Rain
90 Our Savior
91 Orpheus
92 Pandora
93 Pharaoh's Daughter
94 Purity
95 Phryne
96 Psyche
97 Ruth
98 Recreation at School
99 Rejected
100 Rataplan
101 Rebecca
102 Rosebud
103 Romulus and Remus
104 Rubens
105 Shakespeare (Bust)
106 Shakespeare (Ward)
107 Statue of Adam (Milan)
108 Statue of Eve (Milan)
109 Sunshine
110 Storm
111 Soap Bubbles
112 St. Martin and the Beggar
113 Seward (Bust)
114 Spirit of the Carnival
115 Sappho
116 Spirit of Liberty
117 Simply to Thy Cross I Cling
118 Satyr
119 Scalding of the Boar
120 The Young Bacchus
121 The Forced Prayer
122 The First Step
123 The Rebuke
124 The Orphans
125 The Butterfly
126 The White Rose
127 The First Call
128 The Rose
129 The Pet Bird
130 The Minute Man
131 The Adulteress
132 The Future Artist
133 The Pharaoh (Bust)
134 The First Child
135 The Sick Kitten
136 The Infant Moses
137 The Bird's Nest
138 The World
139 The West
140 The Tambourine Girl
141 The Last Days of Pompeii
142 The Gardener's Daughter
143 The First Pose
144 The Three Graces
145 The Greek Slave
146 The Serenade
147 The Courtship
148 The Burd Family Monument
149 The Cymbal Player
150 The Muse of Painting
151 The Mother's Prayer
152 The Laocoon
153 The Compulsory Prayer
154 The American Volunteer
155 Thetis
156 Timidity
157 Una and the Lion
158 Venus of Canova
159 Venus Milo
160 Venus Vetrix
161 Venus Going into the Bath
162 Vanity
163 Viola
164 Vulcan
165 Water Babies
166 Young Dante
167 Young Raphael

Thorwaldsens.

Blacked out, 75 cents each.

1 A Shepherdess with nest of Cupids
2 Air, Cupid on the Eagle
3 Amour and Bacchus
4 Amour and Psyche
5 Autumn
6 Boys Gathering Fruit
7 Christ
8 Christ Blessing Children
9 Cupid with the Dog, Faithfulness
10 Cupid with the Net—Inconstancy
11 Earth, Cupid with the Lion
12 Fire, Cupid Abducting Cerberus
13 Harvest
14 Health, or Æsculapius and Hygeia
15 Justice, or Jupiter and Nemesis
16 Morning
17 Mary with the Child Jesus
18 Night
19 Spring
20 Summer
21 Strength, or Hercules and Hebe
22 St. Matthew
23 St. Mark
24 St. Luke
25 St. John

FOR PRICE LIST OF SLIDES SEE PAGE 127.

26 Seasons, the—
Spring
Summer
Autumn
Winter
27 Venus with the Golden Apple
28 Wisdom, or Minerva and Prometheus
29 Winter
30 Water, or Cupid Riding on a dolphin

Rogers.

Blacked out, 75 cents each.

1 Council of War
2 Challenging the Union Vote
3 Coming to the Parson
4 Courtship in Sleepy Hollow Country Postoffice
6 Charity Patient
7 Checkers up at the Farm
8 Fairy's Whisper
9 Fugitive's Story
10 Fetching the Doctor
11 Going for the Cows
12 Home Guard
13 It is so Nominated in the Bond
14 Mail Day
15 Othello
16 One More Shot
17 Polo
18 Private Theatricals
19 Playing Doctor
20 Parting Promise
21 Picket Guard
22 Return Volunteers
23 Rip Van Winkle returned
24 Rip Van Winkle at Home
25 Rip Van Winkle on the Mountain
26 School Examination
27 School Days
28 Taking the Oath
29 The Balcony
30 The Peddler at the Fair
31 the Traveling Magician
32 The Referee
33 The Wrestlers
34 The Photographer
35 The Favorite Scholar
36 The Foundling
37 The Bushwhacker
38 The Village Schoolmaster
39 The Checker Player
40 The Sharpshooters
41 The Shaugraun and Tatters
42 The Tap on the Window
43 The Mock Trial
44 Town Pump
45 Uncle Ned's School
46 Union Refugee
47 Wounded Scout
48 We Boys
49 Weighing the Baby

Portraits.

50 cents each.

1 Anderson, Major
2 *Alphonso, King of Spain*
3 Austria, Emperor of
4 Austria, Empress of
5 Agazziz
6 Arnold, Mathew
7 Alice, Princess
8 Argyle, Duke, of
9 Anderson, Mary
10 Arnold, Benedict
11 Bret Harte
12 Browning, Robert
13 Beatrice, Princess
14 Belgium, King of
15 Belgium, Queen of
16 Bismarck, Prince
17 Battenberg, Prince of
18 Browning, Mrs. Elizabeth Barrett
19 Broughton, Miss Rhoda
20 Beaconsfield, Earl of K. G.
21 Bright, Hon, Jno., M.P.
22 Bonaparte, Napoleon
23 Bonaparte Napoleon, Crossing the Alps (David)
24 Bonaparte, Napoleon, Crossing the Alps (De La Rochs)
25 Bonaparte, Napoleon, Prince Louis
26 Bonaparte, Napoleon, III.
27 Beaver, General
28 Bryant, William Cullen
29 Beecher, Henry Ward
30 Burns, Robert
31 Brown-Sequard, Dr.
32 Beauregard, General
33 Buell, General D. C.
34 Burnside, General
35 Clemens, Samuel S. ("Mark Twain")
36 Canterbury, Dean of
37 Carlos, Don
38 Christian, Prince of Hesse
39 Christian, Princess of Hesse
40 Connaught, Duke of
41 Connaught, Duchess of
42 Carlyle, Thomas
43 Cleveland, Ex-President
44 Cleveland, Mrs.
45 Cornwallis, Lord
46 Clay, Henry
47 Denmark, King of
48 Denmark, Queen of
49 De Lesseps, Ferdinand
50 Darwin, Charles
51 De Lafayette, Marquis
52 Douglas, Stephen A.
53 Douglas, Frederick
54 Dickens, Charles
55 Don Carlos
56 Eugenie, Empress
57 Edinburgh, Duke of
58 Edinburgh, Duchess of
59 Emerson, Ralph Waldo
60 Everts, William M.
61 Edison, Thomas
62 Elizabeth, Queen
63 Egypt, Khedive of
64 Ellsworth, Col. E. E.
65 Froude, James Anthony
66 Farrar, Canon
67 Fillmore, Millard
68 Franklin, Benjamin
69 Farragut, Admiral
70 Gerome
71 Grant, General
72 Germany, Emperor of
73 Germany, Crown Prince of
74 Germany, Crown Princess of
75 Grevy, M.
76 Greece, Queen of
77 Granville, Earl
78 Gordon, Gen'l (Chinese)
79 Gladstone, Hon. William Ewart
80 Gates, General
81 Garfield, Gen. J. A.
82 Goethe
83 Holmes, Oliver Wendell
84 Hugo, Victor
85 Hayes, Rutherford B.
86 Humboldt, Baron Von
87 Hayden, Professor
88 Harrison, President
89 Harrison, Mrs.
90 Hancock, General
91 Howard, Gen. O. O.
92 Irving, Henry
93 Italy, Queen of
94 Jackson, Stonewall
95 Kearney, General
96 Kilpatrick, General
97 Leo, Pope XIII
98 Longfellow, H. W.
99 Lotta (as the Marchioness)
100 Louise, Princess
101 Lorne, Marquis of
102 Lorne, Marchioness of
103 Langtry (The Lily)
104 Lincoln, Abraham
105 Logan, John A.
106 Luther Martin
107 Lee, Robert E.
108 Lincoln and Cabinet
109 Letterman, Dr. A. J.
110 Lafayette, Marquis De
111 Muller, Max, Prof.
112 Millais, John Everett
113 Manning, Cardinal
114 Milton, John
115 Michael Angelo
116 Mary Queen of Scots
117 Morton, Vice President
118 McDowell, General
119 Napoleon I
120 Napoleon, Prince Louis
121 Nelson, Lord Admiral
122 Pope Leo XIII
123 Patti, Madame Adelina
124 Pasteur, M.
125 Portugal, King of
126 Portugal, Queen of
127 Parnell, Charles S.
128 Russia, Czar of
129 Reade, Charles
130 Ruskin, John
131 Raphael
132 Rosecranz, General
133 Spurgeon, Rev. C. H.
134 Sweden, King of
135 Sweden, Queen of
136 Spencer, Herbert
137 Swinburne, A. C.
138 Salisbury, Lord
139 Stevens, Thaddeus
140 Scott, Gen. Winfield
141 Scott, Sir Walter
142 Shakespeare, William
143 Sully, Thomas
144 Sullivan, John L.
145 Sheridan, P. H. (Little Phil.)
146 Scott, Walter
147 Tennyson, Alfred

FOR PRICE LIST OF SLIDES SEE PAGE 127.

148 Tennyson, Alfred "Poet Laureate"
149 Terry, Ellen
150 Thurman, Judge A. G.
151 Thomas, Gen. "Pap"
152 Victoria
153 Victoria, Queen of England
154 Von Humboldt, Baron
155 Whittier, John G.
156 Wales, Prince of
157 Wales, Princess of
158 Wales, Prince and Princess, Group
159 Wales, Princess of, H. R. H.
160 Wolseley, General Lord
161 Washington, George. (Marshall)
162 Washington, George. (Stewart)
163 Washington, George
164 Wellington, Duke of
165 Young, Brigham
166 Yonge, Charlotte
167 Williams, John Everett
168 Salvini
169 Sherman, Gen. W. T.
170 Stanley, H. M.
171 Stowe, Harriet Beecher
172 Jefferson, Thos.
173 Howe, Elias
174 Egypt, Ex-Khedive of
175 Adams, J. Quincy
176 Prince, Arthur
177 Calvin, John
178 Boulanger, Gen.
179 Cleopatra
180 Everett, Edward
181 McPherson, Gen. J. B.
182 Robert G. Ingersoll
183 Miss Francis Willard
184 James G. Blaine
185 Thomas A. Edison
186 D. H. Burnham
187 Joseph Hirst
188 Thomas D. Bryan
189 Sir Edwin Arnold
190 Edward Eggleston
191 Gen. Lew Wallace
192 Thomas W. Palmer
193 W. T. Baker
194 Potter Palmer
195 Prince Albert, 1851
196 Queen Victoria, 1851
197 Mrs. Potter Palmer
198 George R. Davis
199 Mayor Hempstead Washburn
200 Maj. Moses P. Handy
201 John T. Dickinson
202 Lyman J. Gage
203 Gen. Benj. F. Butler
204 Miss Sophia G. Hayden
205 Wm. McKinley
206 Oliver Cromwell
207 John Milton at age of 12
208 Jose' Balmaceda
209 Americus Vespucius
210 "Lotto," Columbus
211 "Moro," Columbus
212 "Gunther," Columbus
213 Ex. Gov. Fifer
213 Gov. Jno. P. Altgeld
213 David B. Hill
214 James Corbett
215 H. N. Higinbotham
216 Benj. Butterworth
217 Princess Kaiulani
218 Queen Kapiolani
219 King Kalakaua
220 Livingstone
221 Eulalia
222 Duke of Veragua
223 Carter H. Harrison Mayor of Chicago—93-94
224 President Carnot of France

JNO. O. FOSTER'S ILLUSTRATED SERMON ON THE CHILDREN OF ISRAEL.

50 cents each.

1 Israel in Bondage
2 Watering the Fields in Egypt
3 Pastime in an Egyptian Palace
4 Joseph Making himself known to his Brethren
5 Plague of Frogs and Hail
6 Plague of Hail
7 Plague of Locusts
8 Plague of Darkness
9 Plague of Death of First Born
10 Departure from Egypt
11 Departure of Israel from Egypt
12 Israel's Bondage Ended
13 March in the Wilderness
14 Gorge in Ataka Mountains
15 Map of Red Sea and Route of Children of Israel
16 Destruction of Pharaoh's Host
16b Pharaoh Overwhelmed—(Doré)
17 Miriam and the Damsels
18 Map of Egypt and the Wilderness
19 Israel Mourning for Water in the Wilderness
20 Moses Receiving the Law "Let not God speak to us lest we Die"
21 Moses Receiving the Law
22 Encampment before Sinai
23 The Tabernacle
24 Tabernacle in the Wilderness
25 Brazen Laver, Altar, etc.
26 Furniture of the Tabernacle
27 Holy Place
28 Holy of Holies
29 Golden Candlestick and Table of Shew Bread
30 Vestments of Priests
31 Map of Wilderness of Kadesh Barnea
32 Dromedary, "The Ship of the Desert."
33 Rev. H. C. Trumbull, D. D., of Diocese of Kadesh Barnea
34 Plague of Flying Fiery Serpents
35 Korah and his Followers Swallowed up
36 Death of Nadab and Abihu
37 Miriam's Leprosy
38 Moses on Mt. Nebo viewing Canaan
39 Commission of Joshua
40 Plain of Jordan, looking toward Dead Sea
41 Children of Israel coming to Jordan, looking south
42 Crossing over Jordan
43 Stones of Memorial
44 Fall of Jericho
45 Destruction of Achan and his Children
46 Assault on Cities in Ancient Times
47 Map of Conquest of Canaan
48 Convent at Mt. Sinai
49 View from Neby Samwil
50 Beit-ur-el-foka, site of Upper Beth-horon
51 View from Upper Beth-horon
52 Village of El Jib, the ancient Gibeon of Joshua
53 Neby Samwil, ancient Mizpeh. The Watch Tower of Benjamin from El Jib

SONGS AND HYMNS WITH MUSIC.

50 cents each.

1 Marching to Zion
2 Beulah Land
3 Shelter in time of Storm
4 The Child of a King
5 Glorious Fountain
6 Bringing in the Sheaves
7 Rock of Ages
8 At the Cross
9 To Save a Poor Sinner Like Me
10 Follow on
11 God be with you and shelter you in a Time of Need
12 Mighty to Save
13 What a Friend
14 Just as I Am
15 Cross and Crown
16 The Lily of the Valley
17 Stand Like the Brave "Temperance"
18 The Temperance Call "Temperance"
19 Coming By and By "Temperance"

FOR PRICE LIST OF SLIDES SEE PAGE 127.

20 Glorious victory "Temperance"
21 Will Never Touch the "Temperance"
22 There shall be Showers of Blessing "Temperance"
23 Whiter than Snow
24 Ortonville
25 Happy Day
26 Pleyel's Hymn
27 Seeking for Me
28 Lebanon
29 The love that gave Jesus to die
30 Star of Bethlehem
31 Antioch
32 Balerma
33 Galilee

Hymns.

50 cents each.

Words Only.

1 Hold the Fort
2 The Gate Ajar for Me
3 Jesus Loves Even Me
4 "Go Work in my Vineyard"
5 Bury Thy Sorrow
6 Room Among the Angels
7 Daniel's Band
8 More to Follow
9 Sweet By-and-By
10 I Am Coming
11 Once for All
12 Scatter Seeds of Kindness
13 The Prodigal Child
14 The Life-Boat
15 We are Waiting by the River
16 Come to the Savior
17 Jewels
18 "Here Am I, Send Me"
19 Knocking, Knocking, Who is There?
20 Jesus of Nazareth Passeth By
21 The Lord Will Provide
22 When Jesus Comes
23 That will be Heaven for Me
24 Father, Take my Hand
25 Safe in the Arms of Jesus
26 There's a Light in the Valley
27 The Eden Above
28 I am Sweeping Through the Gates
29 Let the Lower Lights be Burning
30 One More Day's Work for Jesus
31 Yet There is Room
32 The Cleansing Fountain
33 Even Me
34 My Faith Looks up to Thee
35 Oh, Sing of His Mighty Love
36 Sweet Hour of Prayer
37 Nearer, My God, to Thee
38 Just as I Am
39 Come Ye, Disconsolate
40 Fade, Earthly Joy
41 Keep Praying
42 Guide Me
43 O Happy Day
44 Safe Within the Vail
45 Angels Hovering Round
46 Going Home
47 God is Love
48 Forever with the Lord
49 I will Sing for Jesus
50 Over on the Other Shore
51 Home of the Soul
52 Work, for the Night is Coming
53 We Shall sleep, but not Forever
54 The Valley of Blessing
55 The Water of Life
56 Calling us Away
57 The Land of Beulah
58 I Love to Tell the Story
59 Almost Persuaded
60 To-Day the Savior Calls
61 Beautiful Land on High
62 We've a Home Over There
63 Come, Holy Spirit
64 Cross and Crown
65 Am I a Soldier
66 The Promised Land
67 Before Jehovah's Awful Throne
68 Mount Olivet
69 Sun of My Soul
70 Blest be the Tie
71 Jesus, Lover of My Soul
72 All to Christ I Owe
73 I am Trusting, Lord, in Thee
74 Rock of Ages
75 Come to Jesus
76 Jesus, Thy Name I Love
77 He dies, the Friend of sinners dies
78 Marching to Zion
79 Savior like a Shepherd lead us
80 A Shelter in the time of Storm
81 Sing the Almighty Power of God
82 Zion encouraged
83 Greenland's Icy Mountains
84 Morning Light
85 Ring the Bells of Heaven
86 Missionaries encouraged
87 Star Spangled Banner
88 Red, White and Blue
89 America, or "My Country 'tis of Thee"
90 Song of Salvation

We can make to order any hymn of which you will furnish us a printed copy. Price, plain, $1 each.

OCEAN STEAMERS.

Plain, 50 cents each.

1 S. S. Baltic, White Star Line
2 S. S. Celtic, White Star Line
3 S. S. Celtic, White Star Line
4 S. S. Germanica, White Star Line
5 S. S. Republic, White Star Line
6 S. S. Adriatic, White Star Line
7 S. S. Catalonia, Cunard Line
8 S. S. Catalonia, Cunard Line
9 S. S. Servia, Cunard Line
10 S. S. Scythia, Cunard Line
11 S. S. Scythia, Cunard Line
12 S. S. Bothnia, Cunard Line
13 S. S. Bothnia, Cunard Line
14 S. S. Batavia, Cunard Line
15 S. S. Gallia, Cunard Line.
16 S. S. Gallia, Cunard Line
17 S. S. Gallia, Cunard Line
18 S. S. Germanica, White Star Line
19 S. S. Aurania, Cunard Line
20 S. S. Parthia, Cunard Line
21 Liverpool Ferry Boat
22 S. S. Etruria, Cunard Line
23 S. S. Umbria, Cunard Line
24 S. S. Umbria, Cunard Line
25 S. S. Aurania, Cunard Line
26 S. S. Servia, Cunard Line
27 S. S. Britannica, White Star Line
28 S. S. Adriatic, White Star Line
29 S. S. Celtic, White Star Line
30 S. S. Alaska, Guion Line
31 S. S. Arizona, Guion Line
32 S.S. Arizona, Guion Line
33 S. S. City of Rome, Anchor Line
34 S. S. City of Rome, Anchor Line
35 S. S. City of Rome, Anchor Line
36 S. S. City of Rome, Anchor Line
37 S. S. America
38 S. S. America
39 S. S. Parisian, Allan Line
40 S. S. City of Berlin
41 S. S. British Princess
42 S. S. Great Eastern
43 S. S. Cephalonia, Cunard Line
44 S. S. Catalonia, Cunard Line
45 S. S. Republic, White Star Line
46 S. S. Rommania, Anchor Line
47 S. S. Australia, Anchor Line
48 S. S. City of Rome, Anchor Line
49 S. S. City of Rome, Anchor Line

FOR PRICE LIST OF SLIDES SEE PAGE 127.

50 S. S. City of Rome, Anchor Line
51 S. S. City of Rome, Anchor Line
52 S. S. City of Rome, Anchor Line
53 S. S. City of Berlin, Inman Line
54 S. S. City of Berlin, Inman Line
55 S. S. City of Berlin, The Saloon
56 S. S. City of Berlin
57 S. S. City of Berlin
58 S. S. City of Paris, Inman Line
59 S. S. City of Paris, Inman Line
60 S. S. City of Richmond, Inman Line
61 S. S. City of Richmond, Inman Line
62 S. S. City of Richmond, Inman Line
63 S. S. City of Richmond, Inman Line
64 S. S. Arizona, Guion Line
65 S. S. Arizona, Guion Line
66 S. S. Arizona, Guion Line
67 S. S. Alaska, Guion Line
68 S. S. Alaska, Guion Line
69 S. S. Cotopaxi, P. S. N. Co.
70 S. S. Wyoming, Guion Line
71 S. S. Wyoming, Guion Line
72 S. S. Nevada, Guion Line
73 S. S. Sea King Tug
74 S. S. Iowa, Cattle Boat

Naval Vessels.

1 The Atlanta
2 " Baltimore
3 " Boston
4 " Chicago
5 " Dolphin
6 " Petrel
7 " Philadelphia
8 " Vesuvius
9 " Yorktown
10 " Concord
11 " Cushing
12 " Newark
13 Single stick exercise on the Boston
14 At Quarters on the Enterprise
15 Gunnery practice on the Wyoming
16 Singing on the training ship

SECRET SOCIETY SLIDES.

The usual scenes required for illustrating Secret Society work are named below. These are made from very elaborate, correct and beautiful drawings, elegantly colored, and are greatly superior in every respect to anything ever before offered, although the subjects named are the same as in other catalogues.

Masonic.

These slides are furnished either colored at $1.50 each or plain at 50 cents each.

First Degree.

1 Holy Bible, Square, Compass and Warrant
2 Ancient Lodge in Valley
3 Form of Lodge
4 Supports of Lodge
5 Jacob's Ladder
6 Furniture of Lodge
7 Ornaments of Lodge
8 Lights of Lodge
9 Jewels of Lodge
10 Tabernacle in Wilderness
11 St. John the Baptist, and St. John the Evangelist
12 Masonic Tenets
13 Points of Entrance
14 Chalk, Charcoal and Clay

Fellowcraft's Degree.

15 Pillars of the Porch
16 Five Orders of Architecture
17 The Five Senses
18 Seven Liberal Arts
19 Scene at the Waterfall
20 Corn, Wine and Oil
21 Allusion to the Letter G

Master Mason's Degree.

22 Building of King Solomon's Temple
23 Marble Monument
24 Ancient Three Grand Masters
25 Entered Apprentice's Lodge
26 Fellowcraft's Lodge
27 Master Mason's Lodge
28 Three Steps
29 Pot of Incense
30 Bee-Hive
31 Book of Constitution Guarded by Tyler's Sword
32 Sword Pointing to Naked Heart, and All-Seeing Eye
33 Anchor and Ark
34 Forty-seventh Problem Plain $1, opaqued out.
35 The Hour-Glass
36 The Scythe
37 Emblems of Mortality

Royal Arch Chapter.

38 The Burning Bush
Mesopotamia
The Quarries
City of Jerusalem in her glory
City of Jerusalem in her fall
The Bridge
The Valley of Salt
The Tabernacle
The River Euphrates
The Cedars of Lebanon
Tower of Babel
Feast of Belshazzar
Fall of Babylon
Tadmor Colonnade
Damascus
Isaiah Sees Babylon Destroyed
Lonely Vale of Edom's Plain

Commandery.

39 Angel at Sepulchre
Statuary opaqued out, $1.
40 The Three Marys at Tomb
41 Ascension of Christ
If lever movement, $3.50.
If rack " 6.50.

Prelate.

42 The Valley of Dry Bones
43 The Crucifixion
44 Body of Christ in Tomb
45 Resurrection of Christ
46 The Cross
47 The Pilgrim
48 The Knight
49 The Penitent
50 Christ on the Cross
51 Death on the Pale Horse
52 Human Skull
53 John at Patmos
54 Faith at the Cross
Statuary opaqued out, $1.
55 Cross and Crown of Glory

Patriotic Order Sons of America Slides, Authentic list up to date, 93.

1 Galileo Expounding his Theories
2 Galileo before the Inquisition
3 Columbus Discovery of America
4 The Mayflower
5 Landing of the Pilgrims
6 Battle of Lexington
7 Battle of Bunker Hill
8 Portrait of Washington
9 Washington Crossing the Delaware
10 Washington at Prayer at Valley Forge
11 Battle of Bennington
12 Battle of Saratoga
13 Battle of Monmouth
14 Battle of Stony Point
15 Battle of Cowpens
16 Battle of Eutaw Springs
17 Surrender of Cornwallis at Yorktown
18 Battle of New Orleans
19 Fall of the Montuzemas
20 Firing on Ft. Sumpter
21 Rally of Troops at Washington
22 Battle of Gettysburg
23 Battles of the Civil War (as many as desired)
24 Surrender of Lee
25 Scene of Peace
26 Public School House
27 Goddess of Liberty
28 Stars and Stripes

FOR PRICE LIST OF SLIDES SEE PAGE 127.

Odd Fellows.

Per Slide, Colored, $1.50; plain, 50 cents.

A new and superior series, from new designs, for the new work of the Independent Order of Odd Fellows.

Initiatory Degree.

1 All-seeing Eye
2 Three Links
3 Skull and Cross-Bones
4 The Scythe

First Degree.

5 Bow and Arrow
6 The Quiver
7 The Bundle of Sticks

Second Degree.

8 The Ax
9 Heart and Hand
10 The Globe
11 The Ark
12 The Serpent

Third Degree.

13 Scales and Sword
14 The Bible
15 The Hour-glass
16 The Coffin

Encampment Emblems.

17 The Three Pillars
18 The Tent
19 Pilgrim's Scrip, Sandals and Staff
20 The Altar of Sacrifice
21 Tables of Stone, Crescent and Cross
22 Altar of Incense

American Mechanics.

Per Slide, Colored, $1.50; plain, 50 cents.

1 Outdoor Industry
2 Indoor Industry
3 Reward of Industry
4 Dishonesty Punished
5 Temperate Home
6 Intemperate Home
7 The Drunkard an Outcast

Temple of Honor.

Per Slide, Colored, $1.50; plain, 50 cents.

1 Five-pointed Star
2 Six-pointed Star
3 Triangle and Six-pointed Star
4 Temple of Honor
5 Rainbow
6 Open Grave
7 Closed Grave
8 Flash of Lightning

Grand Army of the Republic.

Per Slide, Colored, $1.50; plain, 50 cents.

1 Artillery Duel
2 Naval Battle
3 Soldier on Guard in Snowstorm
4 G. A. R. Member and Citizen Clasping Hands
5 Lone Sentinel on a Rock
6 Muster in of a Recruit into G. A. R.
7 One-armed Soldier and One-legged Sailor
8 Cemetery on Decoration Day
9 Widow and Orphan Soliciting Charity
10 Hospital
11 Battlefield after the Battle
12 Height of the Battle
13 Eagle on Shield (Loyalty)
14 Bombardment of Fort Sumter
15 Battle Scene
16 Rallying Round the Flag
17 American Flag
18 Surrender of Lee
19 Shooting a Traitor
20 Grand Army Badge

American Protestant

Set of 14 Slides at $1.50 each. Colored, Per Slide, plain, 50 cents.

Slides are also made for *The True Temple, Knights of Pythias*, and various other Orders.

KNIGHTS OF PYTHIAS.

$1.50 each, colored.

1 Emblems of Mortality
2 Triangle Swords X under
3 Obedience
4 Triangle, swords X over
5 Spray of Myrtle
6 Caution
7 Pilgrim
8 Knight
9 Death on Pale Horse
10 Serpent
11 Skeleton
12 Closed Coffin
13 Triangle with Bible and Sword
14 Bravery

Revised List, 1895.

First Rank.

1 Friends, Damon and Pythias
2 Damon Condemned to Die
3 Pythias' Appeal to Dionysius
4 The Flight of Damon to his Family
5 Pythias in Dungeon, Calantha's Appeal
6 Damon's Farewell to his Family
7 Pythias at Headsman's Block
8 Pythias Saved by Damon's Arrival
9 Heroes Honored by the King
10 Beautiful Unknown Shore

Third Rank.

1 Ancient Egyptian Arts
2 The Flowery Plain
3 The Mountain's Side
4 The Sunless Sea
5 Where Hideous Creatures Climb
6 The Hero

Sixth Senator.

1 The Battlefield
2 The Wounded Soldier
3 Wounded Soldier Relieved

FOR PRICE LIST OF SLIDES SEE PAGE 127.

"ORDER OF THE EASTERN STAR."

Price, uncolored, 50 cents; colored, $1.50.

First Section.

Adah.

1 Jephtha's Daughter meeting her Father
2 Jephtha's Daughter and her Companions
3 Faith at the Cross—Statuary

Second Section.

Ruth.

4 Naomi and her Daughters-in-law
5 Boaz and Ruth
6 City of Bethlehem

Third Section.

Esther.

7 Espousal of Esther by Ahasuerus
8 Esther imploring Ahasuerus
9 First Easter Dawn

Fourth Section.

Martha.

10 Resurrection of Lazarus
11 Christ with Mary and Martha
12 The Marys at the Tomb

Fifth Section.

Electa.

13 Christ the Good Shepherd
14 Ecce Homo
15 Heaven
16 The Angry Sea
17 The Rock
18 Simply to thy Cross I Cling (Hymn / After Prayer)
19 The Ascension

Sixth Section.

20 The Signet
21 Holy Bible, Bunch of Violets and Sword and Veil on the Blue Point of Star
22 Sheaf of Wheat on the Yellow Point of Star, supported by the "Lillies of the Valley" and the Jessamine
23 The Sceptre and Crown on the White Point of Star, with the Sun and Tiger Lilies
24 A Broken Column on the Green Point of Star, the Lamb and a Spray of Fern Leaves
25 The Golden Cup on the Red Point of Star, with the Lion and the Rose

CRAYON CARICATURES.

A New and Capital Series of the Most Comical Lanterns Slides Ever Made. Exhibitors Will Find Them Always Popular. *Per Slide, 50 cents.*

1 A Capital Joke
2 A Good Story
3 A Coolness between Friends
4 A Division of Labor
5 A Ghost Adventure, A Moonlight Reverie
6 A Ghost Adventure, A Ghostly Problem
7 A Ghost Adventure, The Problem Solved
8 A Lovely Calm
9 A Black Squall
10 Allopathy Tried on Johnny
11 Hydropathy Tested
12 Homeopathy Proved
13 Angel Voices
14 A Pleasure Party
15 Attack of the Monster, Boarding-house bedbug
16 Attack of the Monster, the Wicked Flea
17 Attack on the Watermelon, "Dey Say I Can't"
18 Attack on the Watermelon, "But I'se Gone Done It
19 Babies in Our Block
20 Bear Chance (Bear and Bather)
21 Between two Fires
22 Boss of the Road
23 Bull-dozed
24 "Come into the Garden, Maud"
25 "Coming Thro' the Rye" (Scotch Scene)
26 "Coming Thro' the Rye" (Whisky Vault)
27 Darktown Fire Brigade, to the Rescue
28 Darktown Fire Brigade, Saved!
29 Dot Leedle German Band
30 "Don't You Forget It!"
31 "Every Dog Has His Day"
32 "Excuse Haste and a Bad Pen"
33 Fatherless
34 Finding of Moses, by Titian
35 Finding of Moses, by Mark Twain
36 Five Degrees of Intemperance
37 Game Dog
38 "Go Way From Down Dar!" (Negro on ladder)
39 "Dar, I Knew Mischief Was a Breedin?" (Falls off)
40 Going! Going! Gone!
41 "Golly, no Wonder Missus don't get up till 10 o'clock"
42 Grab the Ball, Johnny, I'll Wait Here
43 Great Expectations
44 How Jones Became a Mason, Starting for the Lodge
45 How Jones Became a Mason, Oath of Secrecy
46 How Jones Became a Mason, Riding the Goat
47 How Jones became a Mason, Jones is a Mason
48 Ignorance is Bliss, Bar-keeper, "Your Husband went into the Y. M. C. A. a few minutes ago
49 Injured Innocence, "I haint seen nuffin uv your chickens"
50 "In Happy Moments" (Drunk)
51 "Star of the Evening, Gently Guide Me," (Policeman)
52 "I want to be an Angel"
53 "I Wonder if 'tis Loaded"
54 It was Loaded
55 Jack and Me. (Boy and Dog)
56 Me and Jack
57 Joy! He sees His Angelina Turning the Corner
58 Horror! Angelina sees Him turning the Corner
59 Laying Back, Stiff for a Brush
60 Hung Up, with the Starch Out
61 Life in Death. (Human Skull)
62 "Listen to the Mocking Bird"
63 Little Peach, Expectation*
64 Little Peach, Realization*
65 Little Peach, Termination*
*Comic Poem, "The Little Peach," accompanies each set
66 Man as he expects to be
67 Triumph of Woman's Rights
68 Man in the Moon, Actual photograph of the Moon
69 Man in the Moon, Laughing at Twilight
70 Man in the Moon, Yawning at Daybreak
71 Man in the Moon, Negro Laughing, Eclipse

FOR PRICE LIST OF SLIDES SEE PAGE 127.

72 Maternal Solicitude, Monkeys
73 Mr. Murphy is Rising in the World
74 Mary had a Little Lamb
75 Moving Day
76 "Mule Train on an Up Grade, "Golly! Where is dis yer promis land?"
77 "Mule Train on Down Grade," "Clar de track for we's a comin!"
78 Outward Bound. The Quay at Dublin
79 Homeward Bound. The Dock at New York
80 Parson's Colt Trots, if it is Sunday
81 Peace
82 War
83 Pet of the Ladies, the Exquisite
84 Pet of the Fancy, the Prize Fighter
85 Pleasure before Business
86 Profit and Loss
87 Put My Little Shoes Away
88 Richard is Himself Again
89 Schoolboy's First Cigar, Very Manly
90 Schoolboy's First Cigar, Very Sick
91 She Stoops to Conquer
92 Shimply Waitin' for a Fren'.
93 Something has got to Come. (Dentist)
94 Something did Come
95 Stolen Pleasures are Sweet
96 No Pleasure Without Pain
97 Sure of a Bite
98 Bustin' a Picnic
99 The Bride, and One Year After
100 The Chinese Question, the Rivals
101 The Chinese Question, the Controversy Settled
102 The Girl I Left Behind Me
103 That Husband of Mine at 2 A. M.
104 The Masher
105 The Masher Crushed
106 The Onconvaniance of Single Life
107 The Rael Convaniance of Married Life
108 The Pre-historic Fop, according to Darwin
109 The Modern Fop, According to the 15th Amendment
110 The Summit of Happiness
111 The Depth of Despair
112 The Three (Scape) Graces
113 The Three (African) Graces
114 They All Do It
115 "Thou art so near and yet so far"
116 Three Systems of Medicine
117 Trouble in de Church, "Wipe off yer chin!"
118 Trouble in de Church, "Pull down your Vest!"
119 Too Late for the Train
120 'Twas a CalmStill Night
121 'Twere Vain to Tell Thee All I Feel
122 Two Heads are Better Than One
123 Venus Rising from the Sea
124 Victor and Vanquished
125 Victory Doubtful
126 Walked Home on His Ear
127 War Dance, Opening of the Ball
128 We Met by Chance
129 We've Had a Healthy Time
130 "What are the Wild Waves Saying, Sister?"
131 Scoot, Brother, Scoot
132 What is Home Without a Mother-in-law?
133 Where, O Where, has my Leedle Dog Gone?
134 Why did you Sup on Pork?—Nightmare
135 Will You Love Me Then as Now
136 Two Souls with but a Single Thought
137 Poor Tommy, No. 1
138 Poor Tommy, No. 2
139 Poor Tommy, No. 3
140 Paddy and his Pig
141 Bothering a Tourist in Dublin
142 *a* Going to the Beds
143 *b* Coming from the Beds. (The Spill)
144 Tipperary Boy going a Courting
145 Donnybrook Fair in the ra'al ould times
146 *a* Hauling off the Bride
147 *b* Hauling home the Bride
148 *a* The Rael Convaynience of Single Life. (New)
149 *b* The Unconvaynience of Married Life. (New)
150 Rent Day and Spirits scarce
151 Kissing the Blarney Stone
152 Goin' to Kiss the rael Blarney Stone
153 "Who dare stand on the tail uv me coat?"
154 *a* Dressing for the Courting
155 *b* The Courting
156 Larry desaving his baste
157 "Will you have Tea or Whisky?"
158 Utah's best Crop
159 Approaching Storm
160 Struck by a Cyclone
161 Caution
162 Confidence
163 Consequence
164 I will not ask to press that cheek
165 Thou hast learned to love another
166 Darling I'm growing old
167 Stern Parents and Lover
168 Take back the heart thou gavest me
169 Schoolmaster in Love
170 Persimmon's minding the baby
171 Persimmon's Granny
172 Persimmon's with the baby on the raft
173 The mother finds her baby
174 Blackville Twins No. 1. The Flirtation
175 Blackville Twins No. 2. The Introduction
176 Blackville Twins No. 3. The Courting
177 Blackville Twins No. 4. The Proposal
178 Blackville Twins No. 5. The Duel
179 Blackville Twins No. 6. The Wedding
180 Blackville Twins No. 7. The Wedding Feast
181 Blackville Twins No. 8. Return from the Honeymoon Tour
182 Blackville Twins No. 9. Coming Events
183 Blackville Twins No. 10. The Event
184 Lawn Tennis at Darktown
185 Oh! Golly!
186 I'se Rich!
187 A line shot, The recoil
188 Flip-Flap Militia down South
189 Before the Emancipation Proclamation
190 After the Emancipation Proclamation
191 Shun the Wine Cup, or Effect of Alcohol on the Lower Animals (six slides in set)

Colored Photographic Comic Slipping Slides.

$1 each.

1 She never told her Love
2 Backing out of going to Market
3 Lunar Caustic
4 Oh! my Prophetic soul, my Uncle!
5 A Bill Sticker
6 For China direct
7 Spring and Fall
8 A Garden Roller
9 All's Well that ends Well
10 A go-as-you-please Race
11 Oh listen unto my Tale of Woe!
12 Kew Bridge
13 Your Money or your Life
14 How Happy could I be with Either!
15 A piece of Fancy Work
16 An Unnecessary Remedy
17 A friend to Humanity a friend in Need
18 Clearing the letter Box
19 A Spoilt Child

FOR PRICE LIST OF SLIDES SEE PAGE 127.

20 Saying good-bye to the Old Year
21 The Complete Angler
22 A Stitch in Time
23 "I come to bury Cæsar"
24 Elbow grease
25 A Tailor
26 Skipping Girl
27 Rabbit Pie
28 Boy and Donkey
29 Boy stealing Sugar
30 You must Move on, Assault and Battery
31 The Dragon takes a Walk
32 Dancing imp, or Will o' the Wisp, changes color
33 Acrobat performing with Chairs
34 Turk throws off his Head
35 Female Circus Rider
36 Ballet Dancer
37 Dancing Negro
38 When shall we Three meet Again
39 Boy spinning Top
40 Good-night
41 Man driving Pig
42 Clown hanging
43 Silence
44 Girl playing Battledore and Shuttlecock
45 Child chasing Butterfly
46 Scotchman taking Snuff
47 Man beating his Donkey
48 Child kissing its Father
49 Irishman driving Pig
50 Boy falling off Pig
51 Skeleton falls to Pieces
52 Man asleep swallowing Mice
53 Organ grinder and jumping Monkey
54 Cat playing with Mouse
55 Man having a Tooth drawn
56 Cricketer struck in the face with Ball
57 Lady catching Butterflies catches Man in Net
58 Punch jumps out of Bowl
59 Old Tom Cat appears on Cask
60 Oriental drummer
61 Man's tongue grows longer
62 Punch strikes Policeman
63 Cat jumps on the back of Man Shaving
64 Performing Elephants
65 Frogs jump out of a Pie
66 Pantaloon with cracker attached, Dancing
67 Acrobat turns a somersault on Chairs
68 Acrobat performs with Globes
69 Monkey dipping Cat in water Tub
70 Performing juggler
71 Duel between Sailor and Pilot
72 Sailor dancing a Hornpipe
73 Blacksmith at Work
74 Boy chasing Butterfly tumbles in Water
75 Peacock spreads his Tail
76 Butcher and Goose, flies at his nose
77 Clown makes Dog jump through hoop
78 Cow tossing Dog
79 Punch's nose grows out, Dog appears on end of it
80 Sailor fishing, is seized by Alligator
81 Boys firing off Cannon
82 Lady dancing on tight rope
83 The family Umbrella
84 Monkey takes old Woman's cap off
85 Wizard raises Demon
86 Chinese juggler
87 Sailor dances and waves Banners on Horseback
88 Lady on kicking Mule
89 Dog catches Monkey by tail, tail comes off
90 Elephant and Keeper
91 Photographer appears through Camera to arrange his sitter
92 Donkey tumbles over precipice, leaves Man behind
93 Three soldiers have their Heads shot off
94 Beggar takes his Hat off
95 Page taking jam, Cook appears behind
96 Monkey holding Mouse to cat on pillar
97 Boy teasing Dog, Dog seizes him from behind
98 A *pear*, a *pair*
99 Boy standing on two Stools, falls down
100 The end of the (tail) tale

A PIG TAIL COMEDY AND A PIG TAIL TRAGEDY.

A Set of 12 Comic Slides at 50 cents per slide.

PITON'S FOREIGN COMIQUES.

50 Cents each.

All travelers abroad meet many curious experiences and funny people, and, looking through the most comical spectacles, Professor Piton has sketched for us some such dreadfully funny scenes and things. The list is being constantly added to. Among those now ready are the following, which serve splendidly for extras in Wilson's *Lantern Journeys*. A good laugh always comes welcome to an American audience, and these will give an exhibitor the power to bring it about at will. Good effects are obtained with the double lantern by dissolving these with or from natural clouds.

1 Phosphorescent Phizzes.
2 A Foreign Palace Car at Night.
3 Crossing the Channel and All's Well—Sick.
4 A Neapolitan street Scene.
5 A Struggle on Mt. Vesuvius.
6 A Day's Find at Pompeii.
7 Relics of our Roman Relations.
8 Humanity in Vienna.
9 Asleep in Germany—A Real Trial.
10 You Kit Runt Over.
11 The Journey Across.
12 Adieu.
13 Good-night.
14 How do you do?

COLORED SLIDES OF EGYPT.

We have heretofore alluded briefly to our beautiful sets of Egyptian subjects but we are now prepared to furnish without delay these charming bits of Nile scenery for use in connection with other Egyptian views, or as *effect* sets for the close of an entertainment. The subjects are as follows:

The Nile Boat (A).
The Nile Boat (B).
The Nile Boat (C).
The Ruins at Kardassy (A).
The Ruins at Kardassy (B).
The Ruins at Kardassy (C).
The Ruins at Philæ, No. 1 (A).
The Ruins at Philæ, No. 1 (B).
The Ruins at Philæ, No. 1 (C).
The Ruins at Philæ, No. 2 (A).
The Ruins at Philæ, No. 2 (B).
The Ruins at Philæ, No. 2 (C).

FOR PRICE LIST OF SLIDES SEE PAGE 127.

Each set consists of three wood-mounted slides, with three inch opening. The first one (A) is a plain, uncolored slide, with the usual bright sunlight; the second (B) is a beautifully colored view, with rich, but delicately tinted sunset glow; while the third (C) is the most charming moonlight effect. The three views of each set being printed from one negative (and that photographed from nature), are perfectly registered, so as to dissolve exactly each into the other, the effect is truly wonderful.

The price for each set of three is $4.00, or sold singly, if desired, at $1.00 for the plain view (A), or $1.50 each for the colored views (B or C).

They will be furnished to order, when so desired, in two other forms, viz.: three and a half inch circular opening, $4.75 per set; or three-inch square opening, at $5.25.

BEAUTIFUL COMPANION PIECES.

Night.—A beautiful female figure, clad in flowing white robes, clinging to the moon. Stars dotting the sky.

Morning.—Another artistic gem is a beautifully draped female figure floating in the rays of the rising sun.

Both of these are exquisite and refined pieces, and can be appropriately used before any audience. Three inches, square, $2.00 each.

A CHRISTMAS HYMN.

(With Poem.)

1 "Had Rome been growing up to might, and now was queen of land and sea."
2 "The Senator of haughty Rome impatient urged his chariot's flight."
3 "Within that province far away went plodding home a weary boor."
4 "How calm a moment may precede one that shall thrill the world forever."
5 "A thousand bells ring out, and throw their joyful peals abroad,"
6 "For in the stable lay, new born, the peaceful Prince of earth and heaven."

HOME, SWEET HOME.

(With Poem.)

1 "Be it ever so humble,
There's no place like home.
2 "An exile from home,
Splendor dazzles in vain."
3 "How sweet 'tis to sit
'Neath a fond father's smile."
4 "To thee I'll return
Overburdened with care."

The ballad of "Home, Sweet Home," was written by our countryman, John Howard Paine, in the early part of this century, and these illustrations are designed to give some idea of the style of dress, etc., of the period.

THE HYMN "FROM GREENLAND'S ICY MOUNTAINS."

By permission of the owners of the Copyright, Messrs. Porter & Coats, Philadelphia.

13 Beautifully Colored Views, $19.50.

A series of illustrations of this well-known and popular hymn have been arranged expressly for us, and no other dealer or manufacturer has control of the negatives. The coloring is exquisite, and when properly thrown on the Screen with a Dissolving Stereopticon, gives an effect which we think is far more beautiful than any of the other numerous illustrated hymns and poems published. This set comprises 13 slides beautifully colored, and is not furnished plain.

No. 1. "From Greenland's Icy Mountains,"
As indicated by the first two lines of the hymn; a part of the first picture shows an iceberg and the frozen seas of the North, while the other part represents a Tropical Indian scene with palm trees and a glorious sunset.

No. 2. Shows a portion of an Island. In the foreground, the ocean, with a Coral reef peeping up from the moon-lit waters.

Nos. 3-4. "Where Afric's sunny fountains roll down their golden sands, from many an ancient river, etc."
This view represents the "golden sands" of Africa; a group of natives with their camels halted at a "sunny fountain" for rest; while "from many an ancient river" *shows a* typical scene along the borders of *the Nile, showing a* ruined temple and one of the native Dahabeahs floating down the river.

No. 5. "From many a palmy plain they call us to deliver their land from error's chain."
Depicts a palmy plain, its glittering sands, luxuriant palm trees, another group of camels, dromedaries and Arabs, with a sheltering tent to shield them from the noon-day sun.

Nos. 6-7.
"Can we whose souls are lighted
With wisdom from on high,
Can we, to men benighted,
The lamp of life deny?"
Allegorical picture representing a clergyman in the pulpit; in the distance a portion of a church, in the foreground a number of people wending their way to divine services; an open Bible, with an old-fashioned lamp resting thereon, from which burning incense is arising toward a distant view of the heavenly city.

FOR PRICE LIST OF SLIDES SEE PAGE 127.

Nos. 8-9.

"Salvation! O Salvation!
The joyful sound proclaim,
'Till earth's remotest nation,
Has learned Messiah's name."

In the first, the view shows a portion of the place of the crucifixion with its three crosses, a crescent moon rising from the waters, while through the air are floating Angels bearing trumpets with which "the joyful sound" is proclaimed. In the latter, simply a portrait of the Savior, after Guido, showing him crowned with thorns and his blood dropping from numberless wounds; a background of ocean and mountains with a portion of plain, and palm trees showing thereon, in the center of which the portrait is set, making it a very striking and pleasing picture.

Nos. 10-11.

"Waft, waft, ye winds, his story,
And you, ye waters, roll,
Till, like a sea of glory,
It spreads from pole to pole."

Two of the most beautiful of the views of this series. An ocean steamer is seen tossing on the billowy sea, and a distant view of land is shown; while in the latter is seen a view only to be seen at sea where the entire expanse of water, lighted up by the setting sun, shines like a "sea of glory" and seems to "spread from pole to pole."

Nos. 12-13. "Redeemer, King, Creator, in bliss returns to reign."

In 12 is shown an allegorical picture, in the immediate foreground the Holy Bible, on which is resting a crown of thorns; a little further back the hill showing the three crosses with the figure still hanging thereon, and in the extreme background a view of Jerusalem. No. 13, the last picture of the series is an ideal view of the "Redeemer, King, Creator," accompanied with a host of Angels returning to reign.

BEAUTIFULLY COLORED PHOTOGRAPHS.

OF FINE ENGRAVINGS FOR DISSOLVING AND SINGLE LANTERNS.

1 Doré's Illustrations of the Bible, 230 slides in each set.
2 Doré's Illustrations of Milton's Paradise Lost, 50 slides in each set.
3 Doré's Illustrations of Dante's Inferno, 76 slides in each set.
4 Doré's "Ancient Mariner," 38 slides in each set.

ABIDE WITH ME.

We have arranged and perfected a beautiful set of slides to illustrate the favorite hymn, "Abide with Me," by Henry Francis Lyte.

Those who have seen the effect produced upon an audience by the judicious use of music in connection with certain slides, at the closing of an entertainment, will readily appreciate what the set now offered must be.

Even the old and well-known set, "Rock of Ages," although consisting of but four slides, when rightly handled by an expert operator with an accompaniment on the organ, or the hymn given by a quartette of voices, will produce a better effect than any number of pieces of this nature without the music, as there is so little a lecturer can say that will equal the charm lent to it by appropriate music.

This set, as arranged, consists of twenty-five beautiful colored slides, and we have no hesitation in saying that it is the finest combination of pictures of this class ever offered to the public. Those who have seen the pictures projected while the song was being sung, say they had always admired the words, but never knew before what a deep meaning there was in every line. No hymn or poem was ever written that is so well adapted to illustration, and no illustrations were ever made that so appropriately set forth the spirit of the words.

It has been suggested that a smaller number of illustrations would insure a larger sale of the set, as many would be deterred from purchasing twenty-five slides where they might be induced to purchase ten or twelve. We have taken all this into account, but still prefer to offer the set in its complete form, thinking that those who do purchase will agree with us that its beauty lies in the appropriateness and the fullness of its illustration. The set of twenty-five views is sold at $37.50.

We give below the hymn entire, with a brief description of the views and effects:

1-2 Abide with me fast falls the eventide;
The darkness deepens; Lord, with me abide!

These two lines are illustrated by two views, the first representing a lighthouse on the end of a pier, with nothing visible beyond but the sea, and the whole showing that night approaches. The second view is the same, but at night, with a beautiful effect upon the water, the light shining from the lighthouse, and appropriately illustrates the line, "The darkness deepens."

3. When other helpers fail, and comforts flee,
Help of the helpless, oh! abide with me.

This idea is most beautifully illustrated by a houseless and homeless wanderer, crouching upon the steps of a brilliantly lighted mansion, gazing in through the windows at the comforts so sadly needed and for which she must look to the "Help of the Helpless."

4. Swift to its close ebbs out life's little day;
Earth's Joys grow dim; its glories pass away;

An old church in ruins, in the midst of toppling grave-stones, well illustrates how "its glories pass away."

5. Change and decay in all around I see;
O Thou, who changest not, abide with me!

FOR PRICE LIST OF SLIDES SEE PAGE 127.

A beautiful moonlight view of a ruined abbey, with its ivy-clad gable, the moon, shining through its "Catharine Wheel" window and well expressing "change and decay."

6. Not a brief glance, I beg, a passing word;
But, as Thou dwell'st with Thy disciples, Lord,

Our Lord, with his disciples, partaking of the last supper.

7. Familiar, condescending, patient, free,
Come, not to sojourn, but abide with me!

The Savior, "familiar, condescending, patient, free," surrounded by the "little children," whom he loved so well.

8. Come not in terrors, as the King of kings;
But, kind and good, with healing in Thy wings;

A scene in which the "kind and good" phase of our Savior's character is typified at the bedside of the sick and dying.

9. Tears for all woes, a heart for every plea;
Come, Friend of sinners, and thus abide with me!

The "Friend of sinners," standing over the crouching, penitent figure, and saying, "He that is without sin among you, let him first cast a stone at her."

10. Thou on my head in early youth didst smile;
And, though rebellious and perverse meanwhile,

A beautiful child watched over by two elder sisters—a perfect gem of a picture.

11-12. Thou hast not left me, oft as I left Thee.
On to the close, O Lord! abide with me.

Angel faces appearing as in readiness to crown with glory one who is near "the close."

13. I need Thy presence every passing hour;
What but Thy grace can foil the tempter's power?

A portion only—the central group—of Dubufe's celebrated picture of the "Prodigal Son" is here utilized, showing the youth surrounded by the "tempter's power." By taking only the principal group of this picture, the interest is centered on the one figure. The other portions of the allegory do not divert the attention.

14. Who, like Thyself, my guide and stay can be?
Through cloud and sunshine, oh! abide with me.

An attic room; the figure of a woman weary with work; the meager furnishing of the room, and the unmistakable surroundings of one who sees more of "cloud" than "sunshine," illustrates this number.

15. I fear no foe, with Thee at hand to bless;
Ills have no weight and tears no bitterness;

Another beautiful picture is here introduced, showing a widow at the grave of her departed husband; but her look of resignation and the wreath of flowers she has brought with which to deck the tomb, show that although there may have been tears, they have lost their bitterness.

16. Where is Death's sting? Where, Grave, thy victory?
I triumph still, if Thou abide with me!

Death is depicted. The arena is filled with the dead and dying, sacrificed to furnish a day's diversion for an emperor. But when we know that they were slaughtered for daring to proclaim their belief in the Savior, and as we see the angels hovering over the martyrs thus sacrificed, we may well exclaim, "Where is Death's sting? Where, Grave, thy victory?"

17-18. Hold, then, Thy cross before my closing eyes!
Shine through the gloom, and point me to the skies!

Faith, looking forward sees the cross rise before her, pointing to the skies.

19 to 25. Heaven's morning breaks, and earth's vain shadows flee;
In life and death, O Lord! abide with me.

The numbers from 19 to 25 all combine to make the closing scene of this series one of the most brilliant in effect of anything attempted in the line of lantern transformations. The last view previous to this fades gradually away into a rose-tinted cloud, from which two angels emerge, bearing in their arms a female figure representing a departed soul. These figures are quite large and low down on the disk, and seem quite near. Gradually the figures disappear. An entirely different but more gorgeous cloud covers the screen, and presently the same figures emerge again, smaller and higher up, apparently further away, and in their turn disappear into a third cloud, as brilliant as the last, but different from either of the preceding; when, at length on the upper portion of the disk, and flying in the opposite direction, reduced in size, as though a long way off, appear the angels with their burden, only to melt away gradually, and almost imperceptibly, disappearing into a cloud of the brightest ruby tints, as we picture to ourselves that "Heaven's morning breaks, and earth's vain shadows flee."

A FLIGHT OF A SOUL.

The last seven numbers of the above set, from nineteen to twenty-five inclusive, form a set by themselves, called "The Flight of a Soul," and as it is the most brilliant and gorgeous portion of the larger series, it makes a set of the utmost brilliancy in itself. Customers who do not care to purchase the entire series of twenty-five can obtain the seven slides for $10.50.

FOR PRICE LIST OF SLIDES SEE PAGE 127.

THE JOURNEY OF AURORA.

AN ENCHANTING MYSTERY.

1. Morning Moonlight View, colored, of the old moon going off from the right, and then from the view appears

2. Aurora, Goddess of day,—Large. The moonlight view disappears, and Aurora stands out bright and vivid, and next comes

3. The Red Tint.—It must be manipulated by the dissolver being turned to the middle, as before described, and then gradually the Aurora disappears, and the red tint is followed by

4. Clouds, which are lit up by the rose tint, and which break into a

5. View of the "Creation of Light," gorgeously colored, and from this comes forth again

6. Aurora, medium size, growing smaller as she floats from us, followed by

7. Golden tint, which is to represent the morning tint changing from rosy hue to golden or lighter hue, and, as the whole progresses, different parts of nature are lighted up, first of which is shown by

8. Winter Scene at Niagara.—The golden tint disappears and is followed by

9. Blue Tint, which is made to represent the full sunlight, or the clear heavens. Niagara is tinted with this, and then disappearing gradually, is followed by

10. A View of Venice—Upon the waters of the quiet lagoon appearance is made again of

11. Aurora (small), lighting up a great city. Thus it would be seen she has made her journey, and gradually lighted up the world, and now she disappears into the

12. Clouds.

Eight wood-mounted and four plain slides, $11.00.

Unframed colored and plain slides $7.50.

THE BIRTH OF THE WATER BABIES.

LOVELY AND LAUGHABLE.

1. Colored View of the Sea, from which emerge
2. Water Babies, small.--We are charmed with their loveliness but a moment, when they are lost in
3. A noisy Waterfall, which is followed by
4. Red Tint.—We have a fruitless search for our babies through the turbulent waters and through the red tint, but not finding them here, we come to
5. An Ice Cavern (where we must search to find our treasures), which follow with
6. Water Babies, medium size. We find that they have grown larger during their absence, and have but time to appreciate their improvement when they are lost again in
7. Blue Tint.—Work this blue tint by using the dissolver in the middle, thus giving background to the babies, and then vanish the babies into the blue from which bring forth
8. Minnehaha Falls in Winter, where we search again for our little fugitives, and from which are made to emerge
9. Water Babies, now grown larger still. These are tinted, as before, by
10. Golden Tint, into which they gradually fade, and are lost in
11. A Forest of Ice, which may be tinted with the golden tint, and thus brought out brightly by the full flow of light upon them.

Seven wood-mounted and four plain slides, $9.50.

Unframed colored and plain slides, $6.00

FLYING TIME.

BEWILDERING TRANSFORMATIONS.

1. Rose tint, from which, in the same manner as the others, is brought
2. Flying Time, large.—The old fellow drags his victim along into
3. A Mountain Pass in Switzerland.—Here the twain are lost for a moment, and, passing on through the Alps, we come to
4. The Glorious Glacier.—In a moment we see our figures coming down the glacier, for then is made by the divided light, as described, to appear
5. Flying Time, with his victim, smaller. Gradually he is taking the woman on her journey of life, and after bringing her down the glacier they disappear from sight again, and are lost in
6. Colored View of Castle and Mountain and Waterfall.—By turning the dissolver slowly to the middle, we can have both 5 and 6 upon the screen at once, making the statue appear to travel over the valley, and thus represent the journey of life over the beautiful places of earth, too rapidly for the unwilling woman; and then, slowly, 5 is made to disappear, and 6 is brought into full view to be followed by
7. An Alpine Gorge, whence our figures are supposed to have disappeared, and which is gradually shut in by
8. Blue Tint, from which
9. A Mountain Summit cloud view comes, and on which we see gradually appear
10. Flying Time, the smallest representing the journey of the victim toward the heavens, pushed on reluctantly by our great master, Time, until they both are lost in
11. Clouds, which are followed by
12. Golden Tint.

Seven wood-mounted and five plain slides, $10.00.

Unframed colored and plain slides $6.50

FOR PRICE LIST OF SLIDES SEE PAGE 127.

THE WORLD.

A SUNDAY-SCHOOL EXHIBITION.

1. Red Tint, from which comes forth
2. The World.—A statue of an infant standing upon a globe, with hands and face lifted heavenward, which disappears in
3. Low Clouds above the housetops, which are tinted by
4. Blue Tint.
5. Clouded and Broken Sky, in which is seen floating
6. The World.—The infant having left the earth, and rising heavenward, is again seen surrounded by
7. Golden Tint, representing Jerusalem the Golden, from which emerges
8. A Mountain Peak, over and above which appears, still smaller and further away,
9. The World.—The tiny infant still smaller and rising heavenward, until met by
10. An Angel, in whose arms the infant is nestled, and carried away to the world above. The latter slide is colored.
11. Clouds.

Seven wood-mounted and four plain slides, $10.00.

Unframed colored and plain slides, $6.50.

These effects, it will be readily seen, can be modified to an almost unlimited extent by the dexterous choice and use of clouds, ice and other views which are appropriate, guided by the invention of the exhibitor. The statuary is of our own best grade.

Any person having a large collection of views can modify them thus and produce wondrously beautiful things. Great advantages are obtained by the skillful manipulation of the dissolving key, and these new things are arranged so as to permit of that. It is known that when the dissolver is turned to the extreme right that but one picture will be shown, and when it is turned to the extreme left, only the other picture will be shown; but if it is turned so that its handle will be in the middle, the light is divided between the two lanterns and very pretty transformations thus obtained.

One can soon learn how to arrange this, by just a little experiment, and thus secure an unlimited amount of pretty things which are always applauded by the audience.

SECOND SERIES—LARGELY IMPROVED AND CHANGED.

The following new series are arranged similarly to those described above, and are greatly improved, inasmuch as the whole of any one set are either wood-mounted, or else are without wood, so that no change of holder is needed to work them.

Moreover, the statuary figures are made of a size to register with the preceding or succeeding view, so that they will dissolve with astonishing effect. The quality, too, is unexcelled.

The colored subjects are most brilliantly painted, the effects are most startling, the sudden changes surprising and the combinations most attractive. We have spared no pains or expense upon their production, the fine patronage given our other sets assuring us that such scenic transformations are acceptable to buyers, and entertain their audiences, for their sale is unprecedented.

We commend them to the attention of all. They will pay the first night they are shown, by filling your house the second night.

HEBE'S REVENGE UPON CUPID—A NEW MYTHOLOGY.

A MOST BEAUTIFUL, STARTLING AND LAUGHABLE COMBINATION. SURE TO TAKE.

1. Statuary Group.—Hebe, the goddess of youth, desiring to perform her toilet, commands Cupid to hold her mirror for her. Indignant at being pressed into such menial service, Cupid causes the image of a monster to appear in the glass. The enraged Hebe views it calmly, but swears vengeance; and both disappear into

2. The Blue-tinted Clouds, by no means good friends, though seemingly at peace.

3. The Home of Hebe.—We now see the lovely, but angered goddess amid the beauties of the Garden of the Gods, from whose flowers she gathers the beautiful tints with which she paints the feathers of her mother Juno's peacocks, which are committed to the care of our sweet heroine.

4. Statue of Hebe.—Meditating how she shall punish the impudence of Cupid. At first, she resolves to entrap him with a garland of flowers, but abandons that project, and determines to consult her *father, Jupiter*, on the subject. She *prays to him to come* to her aid.

5. Cupid's Counsel with his Fellows.—Having in vain sought Hebe for a loving *make-up*, and satisfied that there is mischief in the air, the troubled little urchin proceeds to the rendezvous for a council with his chums. To avoid detection they cause themselves to be transformed into gnomes. They resolve to frighten Hebe to death, and dig for some horrid monstrosity to assist them; two of them, as vampires, being posted in the air to guard against intruders.

6. A cloud of fire shields them from the searching eyes of the enemy, on the further side of which we may see, if we are on the alert,

7. Hebe Consulting with Jupiter (Statuary).—The father of the gods appears to her in the form of an eagle. She refreshes him with food and drink, and, meanwhile relates her woes. He, promising a father's protection, seizes her lunch-baskets and swears that he will capture the whole army of cupids and bring them to her feet, not to be destroyed—oh, *never!*—but to be punished with mercy.

FOR PRICE LIST OF SLIDES SEE PAGE 127.

8. A Golden Veil approaches, into which they both disappear—Hebe, delighted, to ask the assistance of her companions on the grand occasion of vengeance satiated, as promised by Jupiter, he, to make his captives.

9. Hebe's Revenge (Grand Statuary Group).—The cupids are brought in baskets by the gods, given a thorough bath by the goddesses and then hung upon lines of fire suspended in the air, for thorough desiccation. Hebe marries Hercules, and we now see poor

10. Cupid a Beggar (Statuary).—Here we see our spunky little friend reduced to penury. Under such trial, our sympathies go out toward him, despite the just vengeance of the petulant Hebe.

Ten colored wood-mounted slides, plain and colored, $11.50.
Unframed colored and plain slides, $7.00.

THE GIRL AND THE BUTTERFLY—A FAIRY TALE.

SPECIALLY FOR OLD AND YOUNG—GIRLS. LOVELY STATUARY AND COLORED VIEWS.

1. Statuary—Little Sunshine.—The pet of the household, sauntering out into the garden, discovers a butterfly, which she attempts to capture. It escapes her, and as it does so, a new desire to be free seizes her, and she sings:

I'd be a butterfly; living a rover,
Dying when fair things are fading away.

2. The Summer Clouds hide the gaudy insect from her sight, and she makes again

3. An Attempt to Capture (statuary with colored butterfly), and is led by her ardent desires to follow it over hill and dale until, night approaching, she comes to

4. A Roaring Torrent in a Rocky Gorge, where the fickle insect escapes her, and is soon out of sight. In despair she sits down to collect her thoughts. She determines to continue the pursuit, and to have success. Before lying down for the night she asks the fairies, who appear to her in the form of great, wise-looking owls, that she may become a butterfly herself in order to succeed. The morning sun awakens her, and she finds herself on the other side of the gorge, in the very

5. Home of the Butterfly, amid the most gorgeous flowers and the sweetest perfume, with the gaudy objects of her pursuit fluttering about her on all sides. She is enchanted, and a strange feeling comes over her. Can she fly? She must first have wings. She resolves to steal them from a splendid fellow who now tantalizes her, and a hundredth time attempts to seize him, but alas! how many efforts in this mortal world are like those of children playing

6. Blindman's Buff.—They make many a fruitless effort, and, like them, she is again doomed to disappointment. The beauty and the freedom which she thought she now possessed, were only the grim shadows of hope traced upon the clouds of the distant future. Too gigantic to be real, and too singular to be true, her hopes vanish

7. The Blue Sky, now above her, typical of truth, still gives her renewed desire, and she feels a still stranger spell coming over her. Her feet seem to be entangled, and there is a pleasurable flutter about her shoulders which fills her with renewed ecstasy. Her wishes are being granted, and behold! we look upon

8. The Girl as a Butterfly (Statuary).—As yet she is only partly fledged. Her body is scarce possessed of all its new functions, and the golden feathers are yet needed by her beautiful wings. To obtain them she must make a journey into

9. The Golden Sea, when she reappears fully accoutred and

10. A Perfect Butterfly! with all the gorgeous coloring possible, and freedom to go at will, unless her lovely companion and her children restrain her.

Six colored wood-mounted and four plain slides, $9.25.
Unframed colored and plain slides, $5.50.

THE SEVEN STAGES OF MODERN GIRLHOOD,

VERY FUNNY CHANGES AND BEAUTIFUL STATUARY.

1. (1st stage). Statuary Group.—We first find our little heroine in the very earliest stages of her existence, peacefully nestled in her mother's arms. The mother now proceeds to bathe her babe in the health-giving waters of the

2. Cascade.—Into this beautiful waterfall they entirely disappear amid the clouds of white spray.

3. (2d stage). Statuary.—The little one comes back to us in the second stage, and we see her just toddling about in her uncertain baby way, pulling blossoms, herself the sweetest flower of them all.

4. Bouquet.—She now vanishes from sight, for she is transformed with her posies into a beautiful bouquet.

5. (3d stage). Statuary.—Again she appears to us a little older, and the first dawn of the mother instinct is shown by the way she hugs her dolly and sings her to sleep. But she soon passes on from this stage, and we again lose sight of the little changeling amid the scenes of

6. The Beautiful World.—Into this charming place she is lost again, and her little white dress melts away like the mist on the mountain. Meanwhile, she outgrows her taste for flowers, toys and dolls, and incipient girlish vanities begin to rule in her little brain until she becomes

7. (4th stage). Vanity Itself (Statuary).—Here she comes, trailing her silken gown along the ground, with her little bare toes peeping from beneath the rich folds. She is sporting in borrowed plumage, and is so absorbed in gratified pride that she rushes blindly into her punishment and is lost

FOR PRICE LIST OF SLIDES SEE PAGE 127.

8. Amid the Rugged Rocks, in the solemn depths of which it is hoped she will learn wisdom from the good little fairies who live there, so that when she again comes forth we shall find her

9. (5th stage). A Maiden Fair (Statuary), full of hope and courage, ready to take up her duties and boldly embark upon

10. The Sea of Life, fearless, because ignorant of the troubles and dangers ahead. Hope is gone, and she

11. (6th stage). Rejected (Statuary), becomes weary with the rough storms of existence and the deceitfulness of the world. Her dreams are dismal, and life a

12. Desert Scene—a long, dreary waste of cheerless desolation.

13. Rose Tint--Clouds.--But the little god Cupid has something better in store for her. Her dreams are now all *couleur de rose*, and we find her employing

14. (7th stage). Love's messenger.—Her face is wreathed in happy smiles, as she dispatches her carrier-dove to bear a letter to her true love. It is now safe to leave her in the hands which girlhood hopes for; so we bid farewell to her as she departs amid

15. The Solemn Cathedral Aisles, where at the altar she will ratify her vows; and leave behind the happy days of girlhood.

Fifteen colored wood-mounted and plain slides, $13.50.
Unframed colored and plain slides, $11.50.

THE SEVEN PERIODS OF YOUNG AMERICA.

ALL VERY FUNNY PERIODS WITH A STOP.

1. Icicles.—Mother Goose (one of the most reliable authorities in the world) tells us that little boys are made of snaps and snails and puppy-dog's tails, so here he comes right out of the midst of these *icicles!*

2. This is the Infantile period (Statuary), where most of the time is spent in his patient *mother's arms*. He looks like a lively chap even now, and his baby fingers are busily examining some toy. The pleasing group vanishes into the

3. Sunny Landscape, and in a moment the boy comes forth in the second, or *exploring period*, taking his

4. First Step (Statuary) on the smooth grass, in search of curiosities. A little bird first attracts his notice, and, no doubt, typical of his future, in his eagerness to win the prize he will have many a tumble. He continues the chase, and disappears behind the

5. Guns of a Fort.—The martial surroundings excite his ambition, and he seizes a drum, and he comes before us in the *noisy period*, as a

6. Drummer Boy (Statuary).—Boy-like, he has small consideration for times or places, and with a rub-a-dub-dub he boldly marches into this

7. Hall of Beauties—Some new influence seems to work upon him here. Perhaps the graceful pose of a statue, the airy forms in a picture, or some strain of sweet music, has directed his active feet in an unwonted measure, and he appears in the *excitable period.*

8. Dancing Gleefully (Statuary).—Round and round he whirls with his companion, until suddenly they are lost in the

9. Deep Snows of the wild mountain. His ardor is cooled on this unexpected transition, and when he comes forth he seems a changed creature. The *constructive period* has arrived, and he really seems bent on

10. Doing Something (Statuary).—Already he has carved quite a fair dog's head on his stick, and gives promise of becoming an artist. He soon wearies of this

11. The Wide World lies before him, and he will seek his fortune in some *great city*. The spirit of the

12. Period of Wandering (Statuary).—Pervades his whole soul, and he is ready to join in any adventure. We see him with a companion, setting out on his journey. But it is a

13. Rough Road.—He finds there are mountains to climb. His courage fails; he gives up, and returns to his home. When we next see him he has reached the seventh heaven.

14. The Love-making Period (Statuary).—And now that he has sought the society of the gentler sex, we will hope for him, and leave him holding up his umbrella to keep the

15. Falls of Niagara from wetting his sweet-heart. Silence is

16. Golden, and the lovers are too absorbed in their happiness for aught else to disturb them.

Sixteen colored slides, wood-mounted and plain, $11.50.
Unframed colored and plain slides, $10.50.

THIRD SERIES.

NOTED WOMEN OF THE BIBLE.

ESPECIALLY INSTUCTIVE FOR SUNDAY-SCHOOLS.

1. We will open this story of Bible Women by showing a Scene on the Nile. It may not be just the exact spot where the infant Moses was found, because things change in the course of 4,000 years or more, and it is difficult to always decide upon landmarks. However, Egypt is not a very large country, and the *scenery is rather* monotonous, so we will *imagine this to be the* spot where

2. Pharoah's Daughter (Statuary) found the Hebrew babe, whom she reared in all the luxury and science of the court of Egypt. By this peculiar training he became eminently fitted for his office of deliverer of his nation. The princess now leaves us with her new-found treasure and vanishes amid a

3. Tropical Grove, for we find that in these times the energetic Egyptians

FOR PRICE LIST OF SLIDES SEE PAGE 127.

planted many of their beautiful avenues with stately trees. Now, through the vista of this grove we see the form of a woman of noble proportions, but struggling in agony; it is

4. Lot's Wife (Statuary), as her limbs and body are gradually turning to salt. She had heard the Divine declaration of this punishment on whosoever turned a glance of lingering regret upon the doomed cities, and now she, too, is left to perish for her disobedience.

5. A Fair Pastoral Scene now dawns upon us, its peace and tranquil beauty directing our minds from past sorrows to future joys and we see the fair young

6. Rebekah at the Well (Statuary) as she appeared to travel-worn Jacob. No wonder the vision of the lovely damsel, and her gentle courtesy in giving him refreshing drink, quite won the heart of the young man.

7. The Clouds of hope deferred now hide her from us, as they did from her lover for many weary years of waiting, and

8. Ruth (Statuary), is found as Boaz discovered her, gleaning in the field to obtain food for herself and her beloved mother-in-law. Her labors are rewarded, not alone with a scanty sheaf, but with the love of one of the richest noblemen of the land, so powerful was the spell of her beauty and humility. A

9. Rosy Tint, emblematic of their happiness, now hides her from our view. From this another scene of sorrow appears—

10. The Adulteress (statuary), kneeling in the depths of her shame and remorse, as she is dragged to the Divine presence of her Savior. He knew the depth of her repentance, and forgave her sins, and she is absorbed in the pages of the

11. Blessed Book, from whence we have drawn our simple narrative of these few female characters.

Eleven colored slides, wood-mounted and plain, $8.50.

Unframed colored and plain slides, $6.75.

A TOUR WITH THE GODDESSES.

FULL OF MYSTERIOUS BEAUTY.

1. Sappho (Statuary).—As our subject is of a rather poetical nature, the goddess of poetry first appears before us. She was born about 600 years before the Christian era. She was celebrated for her beauty and talent, and while still quite young, composed nine books in lyric verse. After her early death she received divine honors from the people, and temples were erected in her memory. She had fallen desperately in love with a youth called Phaon. His indifference broke her heart, and she concluded to throw herself into

2. The Sea.—Here we see her vanishing amid the turbulent waters, and again from their depths arises a beautiful group.

3. Leda and the Swan (Statuary).—The fair Leda was the wife of the King of Sparta. Jupiter became so attracted by her loveliness as to excite the jealousy of his lawful spouse, Juno, and she changed him into a swan. She could not however, change his heart, and here we see him beside his mistress, while she tenderly caresses his graceful head. We now lose the lovers on the

4. Snowy Peaks of the heaven-reaching mountains, while slowly emerging from the caverns we descry the form of

5. Diana (Statuary), the Goddess of Hunting.-She was a twin sister of Apollo. She obtained permission from her father, Jupiter, to live in perpetual celibacy, and to avoid the society of men devoted herself to hunting, having a little army of nymphs as her attendants, all of whom took vows to follow her example of single blessedness. Her most famous temple was that of Ephesus, called one of the seven wonders of the world. She is now bent on some deed of vengeance, and we lose sight of her in this

6. Cascade.—She hurries on her errand, and through the mist of the waterfall we catch sight of her victim

7. Niobe (Statuary), who by her ambition has incurred the anger of the gods and they kill her children. Apollo slew the seven sons, and Diana destroyed the daughters. Niobe herself, overcome with grief, remained weeping over her dead children until she was changed into

8. Stone.—This scene of desolation seems typical of the ruins into which so many ambitions are thrown.

9. Juno (Statuary), the queen of heaven, now comes haughtily upon the scene. She was the wife of Jupiter, and her power was unlimited. She was strictly virtuous and inflicted severe punishment on those who were not. Her cruelty so exasperated Jupiter that he suspended her from heaven by a golden chain, with a heavy anvil attached to her feet. This only made her angry, and he was obliged to release her for fear of her vengeance. And here we lose sight of her as she vanishes in the

10. Rosy Clouds of heaven, still bent on reforming the wild ways of her husband.

Ten colored slides wood-mounted and plain, $8.50.

Unframed colored and plain slides, $6.75.

Our patrons will find these dissolving sets brilliant and attractive, and sure to take wherever shown. The coloring is exquisite, and the photography is the best. They are entirely revised and new pictures have been introduced in place of the older ones since the last issue of our catalogue.

FOR PRICE LIST OF SLIDES SEE PAGE 127.

EDUCATIONAL SLIDES.

Movable Astronomical Diagrams.

A very desirable series. Revolving motion produced by Rack-work.

Per set, in box with lock, $40.00.

1 The Solar System, showing the Revolution of all the Planets, with their Satellites, around the Sun
2 The Earth's Annual Motion around the Sun, showing the Parallelism of its axis, thus producing the Seasons
3 The cause of Spring and Neap tides, and the Moon's Phases, during its revolution
4 The Apparent Direct and Retrograde Motion of Venus or Mercury, and also its Stationary Appearance
5 The Earth's Rotundity, proved by a ship sailing around the Globe, and a line drawn from the eye of an observer placed on an eminence
6 The Eccentric Revolution of a Comet around the Sun, and the appearance of its Tail at different points of its Orbit
7 The Diurnal Motion of the Earth, showing the Rising and Setting of the Sun, illustrating the cause of Day and Night, by the Earth's rotation upon its Axis
8 The Annual Motion of the Earth around the Sun, with the Monthly lunations of the Moon
9 The various eclipses of the Sun with the Transit of Venus. The Sun appears as seen through a telescope
10 The various Eclipses of the Moon. The Moon appears as seen through a telescope

The above Revolving Astronomical Diagrams for sale separately, at following prices:

No. 1—$6.50	No. 6—$7.00
2— 5.00	7— 3.50
3— 3.50	8— 7.00
4— 4.00	9— 3.50
5— 4.00	10— 3.50

Astronomical Illustrations.

50 cents plain, $1.50 colored

1 System of Ptolemy
2 System of Tycho Brahe
3 Egyptian Zodiac
4 *The Sun compiled from several dates*
5 Sun spots and faculæ
6 Sun spots, 1872
7 Sun spots, 1873
8 Solar prominences, 1872
9 Solar prominences, 1873
10 Total eclipse of the sun, 1869
11 Total eclipse of the sun, 1870
12 Total eclipse of the sun, (*See La Rue*)
13 Solar cyclone (*Secchi*), 1857
14 Willow leaf appearance (*Naysmith*)
15 Spectra of sun, chromosphere, prominences and corona
16 Spectroscopic indications of rapid motions of prominences
17 Apparent size of the sun, seen from the principal planets
18 Map of the moon
19 Comparative size of the earth and moon's orbit
20 The earth as seen from the moon
21 Moon's craters, 1872, Torricelli, etc.
22 Moon's craters, 1872, Agatharchides, etc.
23 Moon's craters, 1872, Cassini, etc.
24 Moon's craters, Linne, etc.
25 Moon's craters, Copernicus. (*Naysmith*)
26 Moon's craters, Environs of Tycho
27 Moon's nodes, eclipses, etc.
28 Moon's first quarter, photograph
29 Mars and Jupiter and asteroids
30 Eclipses and passages of the satellites of Jupiter, seen from the earth
31 Saturn, bird's eye view, ring system
32 Saturn, position of rings, etc.
33 Saturn, luminous points visible near the period of the disappearance of rings
34 Saturn and earth, comparative size
35 Uranu and Neptune
36 Direct and retrograde motion of Mercury and Venus
37 Comet; Donati's, 1858
38 Comet; Donati's head
39 Comet; Coggia's, 1874
40 North circumpolar stars, extending about 60 degrees from the Pole
41 Orion and adjacent constellations
42 Nebulæ; in Orion, 1859-1863
43 Nebulæ; in Orion, 1874, central parts
44 Nebulæ; in Andromeda, 1874
45 Nebulæ; in Lyra, 1874, ring
46 Nebulæ; in Leo, dumb bell
47 Nebulæ; in Leo, elliptical annular
48 Nebulæ; in Virgo, spiral
49 Nebulæ; in Canes Venatici, spiral
50 Nebulæ; trifid, 1874
51 Clusters in Hercules, 1874
52 Seasons, length of days, etc.
53 The Earth and Seasons
54 Parallax
55 Refraction, Parallax, Light and Heat
56 Ecliptic Chart
57 Discovery of planet
58 Celestial Hemisphere, Northern
59 Celestial Hemisphere, Southern
60 Construction of Reflecting Telescopes
61 Lord Rosse's Telescope
62 Sir William Herschel's Telescope
63 Interior of Astronomical Observatory

Maps.

Per Slide, 50 cents.

Relief Map, North America
Relief Map, South America
" " Europe
" " Asia
" " Africa
School Map of the United States
Map of Canada
Map of Gen. Grant's Tour of the World
Map of North Atlantic Ocean
Map of Europe
School Map of Europe
Map of Great Britain
" England
" Ireland
" Scotland
Illustrated Map of London
Map of France
Illustrated Map of Paris
Map of Switzerland
" the Mediterranean
" Venice
" Grecian Archipelago
Map of Pompeii
" Rome
Map of Rome Time of Paul
Map of Rome Time of Augustus
Map of Sinai Peninsula
Map of Sinai Peninsula (Trumbull's)
Map of Sinai and Vicinity
Map of the Ruins of Petra
Map of the Indumæan Empire
Map of Palestine
" Jerusalem

FOR PRICE LIST OF SLIDES SEE PAGE 127.

Map of the Soudan in Egypt
Map of the Nile Delta
" " River Nile
Language Map of India
Map of Japan
" China
" Australia
Map of St. Paul's First Mission Journey
Map of St. Paul's Second Mission Journey
Map of St. Paul's Third Mission Journey
Map of Missions in Scandinavia
Map of Missions in Germany and Switzerland
Map of Missions in Italy
" " " India
" " " Mexico
Map of Missions in South America
Map of Missions in Japan
Map of Missions in Bulgaria
Map of Missions in China
Map of Missions in Liberia
" India
" the Nile
Map of the Eastern Hemisphere
Map of the Western Hemisphere

Geology.

A Choice Series of finely Executed Scenes.

Per Set, $30. Per Slide, $1.50

1 The Geological Record
2 Ideal Section of the Earth's Crust
3 Thickness of the Earth's Crust
4 Section of a Volcano in Action
5 Fingal's Cave
6 Grotto of Antiparos
7 Glacier, Mount Rose
8 Glacier Tables
9 Coral Island
10 Corals
11 Rain Drop Marks
12 Tribolites
13 Ammonites
14 Pterichthys, Coccostes, Cephalaspis
15 Fossil Fern, impression of
16 Forest of the Coal Period
17 Ichthyosaurus, Plesiosaurus and Pterodactyl
18 Pterodactyl
19 Fossil Footmarks
20 The Mammoth Restored

Additional Geology.

Colored, per Slide, $1.50.

21 Skeleton of Megatherium
22 Sigilari
23 Lepidodandron
24 Tracks (The Stone Books)
25 Bone Cavern (Wirksworth, Eng.)
26 Skeleton of Mastodon
27 Pentacrinites Briareus
28 Apiocrinites and Actinocrinites
29 Skeleton of Plesiosaurus
30 Dinornis Mantelii
31 Foraminifera (from Atlantic Soundings)
32 Lava Arch, Iceland
33 Section of the Cavern of Gaileureuth (Hartz)
34 Sandstone Columns in Saxony
35 Skull of Mosasaurus
36 Temple of Serapis (Puzzuoli)
37 The Dodo, (an extinct bird)
38 Convoluted Strata
39 Skeleton of Ichthyosaurus
40 Diplacanthus Striatus

Ideal Geological Landscapes.

Plain 50, colored $1.50.

An artistic series of superior execution, illustrating the various periods from the Silurian to the appearance of man
1 Silurian Period
2 Devonian Period
3 Transition Period
4 Carboniferous Period
5 Forest of Coal Period
6 Permian Period
7 Triassic Period
8 Conchylian Sub-Period
9 Saliferous Period
10 Lower Oolite Period
11 Lower Cretaceous Period
12 Cretaceous Period
13 Eocene Period
14 Miocene Period
15 Drift Period
16 Recent Period

Crystallography.

Plain 50 cents, colored $1.50

1 Primary Forms
2 Regular System
3 Quadratic System
4 Hexagonal System
5 Rhombic System
6 Monoclinic System
7 Triclinic System
8 Ice Flowers (Tyndall)
9 Ice Crystals

Spectrum Analysis.

Plain 50 cents, colored $1.50

1 Decomposition of Light by Prism
2 Comparative intensity of heating, luminous and chemically active rays
3 Fraunhofer's Map of Solar Spectrum
4 The Spectroscope
5 Spectra of the Sun, Beta Cygni and Hydrogen
6 Spectra of Potassium, Rubidium, Sodium and Lithium
7 Spectra of Carbon, Comet II., (1868) Spark and Nebulæ
8 Spectra of Aldebaran and Alpha Orionis
9 Kirchoff's Map (from 194 to 220) and Rutherford's photograph of same
10 Spectra of Chlorophyll, Chloride of Uranium, Magenta and Blood
11 Gassiot's Spectroscope
12 Huggin's Map of Metallic Lines, from 320 to 2790
13 Huggin's Map of Metallic Lines, from 2790 to 5250
14 Huggin's Star Spectroscope
15 Map of Solar Spectrum from 38 to 163
16 Map of Solar Spectrum from 162 to 287
17 Map of Solar Spectrum from 283 to 405
18 Coincidence of Spectrum of Iron with 65 of the Fraunhofer Lines
19 Spectra of the Sun, Chromosphere, Prominence, and Corona
20 The Atmospheric Lines

Structural Botany.

50 cents each.

1 Vertical Section of Extremity of Root, highly magnified
2 Section of Leaf (White Lily and Oleander) highly magnified
3 Section of Coniferous Wood and Glands highly magnified
4 Longitudinal Section of portion of Stem and Spiral Vessels
5 Lactiferous Vessels of Celandine and Ficus Elastica
6 A Sting of a Nettle, showing circulation of Sap
7 (1) Air Cells from Stem Limnocharis Plumieri; (2) ditto, showing open passages at Angles of Cells; (3) Epidermis of Oncidium altissimum; (4) Stomata of Croton variegatum
8 Section of Elm Branch
9 Section of Ash Branch
10 Transverse and Vertical Section of Negundo, a year old
11 Section of Fern Stem and Scalariform Tissue
12 Pollen Grains (six varieties)

FOR PRICE LIST OF SLIDES SEE PAGE 127.

13 Pollen Masses (Orchis, Plantanthera, and Asclepias)
14 Starch Grains (Potato, Wheat and Maize, in Cells)
15 Vertical Section of Stigma of Ditura
16 Conducting Tissue in Stigma of Ditura
17 Section of Ovule of Polygonum before and after fecundation
18 Germination of Fern Spore
19 Fern and Sporangia
20 Spores and Sporidia of Diseased Grain of Wheat

Additional Botany.

50 cents each.

1 Almond, Flower and Fruit.
2 Banyan Tree
3 Blackberry, Flower and fruit
4 Black Pepper
5 Cactus
6 Camelia
7 Catteleya Superba
8 Chrysanthemum
9 Cincona Trees
10 Cinnamon
11 Clove
12 Cocoa
13 Coffee
14 Convallaria
15 Dahlia
16 Dicentria
17 Figs and Olives
18 Fuschia
19 Geranium
20 Grapes and Peaches
21 Holly
22 Hyacinth
23 Lily, Japanese
24 Lily, Johnsoni
26 Lily of the Valley
27 Lily, Pond
28 Lilies, with Text
29 Magnolia
30 Magnolia and Passion Flower
31 Nasturtium
32 Nutmeg
33 Oleander
34 Orange, Flower and Fruit
35 Passion Flower, Mexican
36 Passion Flower, Quadrangularis
37 Pelargonium
38 Peony
39 Peruvian Bark
40 Pine Apple
41 Pitcher Plant
42 Pomegranate
43 Poppy
44 Roses, Bunch
45 Rose, Boursault
46 Rudbekia and Japan Lily
47 Stock Gilliflower
48 Strawberry, Flowers and Fruit
49 Snow Plant
50 Tea
51 Tulip
52 Vanilla
53 Venus Fly-trap
54 Viburnium
55 Violets

Extinct Animals.

From Originals by Waterhouse Hawkins, Esq., the eminent Naturalist.

Per Set, including Printed Lecture, $9, Per Slide, $1.50. Colored only.

1 Plesiosaurus. Teleosaurus, Ichthyosaurus, Pentacrinites, Ammonites. Gryphæa
2 Megalosaurus. Pterodactyl
3 Iguanadon, Hylæosaurus
4 Anoplotherium Commune, Anoplotherium Gracile, Palæotherium
5 Magatherium Glyptodon
6 Elephas, Primogeneous, Hyæna Spelæa, Hippopotamus Major, Ursus Spelæus, Machairodus Latidens

Honey Bee.

Per Set, $12.50. Per Slide, $1.25.

1 Queen, Working Bee, Drone and Comb
2 Head of the Worker
3 Abdomen of the Worker
4 Structure of the Eye of a Bee
5 Proboscis of the Worker
6 Wing and Hind Leg of Worker
7 Wing of Worker
8 Digestive, Respiratory and Nervous System of the Bee
9 Larva and Pupæ of Worker
10 Home of the Bees

Botanical Illustrations.

Per Set, $25.00. Per Slide, $1.25.

1 Parts of a Plant
2 Germination
3 Roots
4 Buds and Leaves
5 Flowers and Inflorescence
6 Stamens and Pistils
7 Exogenous Structure
8 Crowfoot family Columbine, etc
9 Pink Family
10 Tobacco
11 Clover
12 Apple
13 Rose
14 Melon
15 Composite Family, Chickory and Calliopsis
16 Oak
17 Fur and Hemlock Spruce
18 Endogeneous Structure
19 Date Palm
20 White Garden Lily

Additional Scientific.

Natural History. Beautifully colored photographs of Animals, Birds, Reptiles and Fishes. Per slide, $1.50.

Whale Fishery. Per set of 12 slides, $18; per slide, $1.50.

Entomological Illustrations. Per set of 20 slides, $25; per slide, $1.25.

Insects, sixty subjects. Per slide, $1.50.

Insect Metamorphosis, showing different stages of transformations, with beautiful landscapes; twenty subjects. Per slide, $1.50.

Flowers and Plants; fifty subjects. Per slide $1.50.

Important Plants Useful to Man. Per set of 10 slides, $12.50.

Optics. Per set of 20 slides, $25; per slide, $1.50.

Natural Phenomena. Per set of 12 slides, $18; per slide, $1.50.

Anatomical Illustrations, from engravings of Bonamy and Broca, Paris. Per slide, colored, $1.50; plain, 50 cents.

Nervous System, from Plates by Hirschfield; the best on the subject. Per slide, colored, $1.50; plain, 50 cents.

Anatomy and Physiology

Per Set, in Box, $30. Per Slide, $1.50.

1 Human Skeleton
2 Human Skull
3 Section of the Spine, etc
4 Teeth, and Structure of Same
5 Muscles, Front View
6 Muscles, Back View
7 Muscles of Head, Neck and Face
8 General View of the Digestive Organs, in Place
9 The Digestive Organs
10 The Stomach, Liver and Pancreas
11 The Thoracic Duct
12 Heart and Lungs
13 Diagram of Circulation
14 Skin and Structure of Same
15 Brain and Spinal Cord
16 General View of the Nerves
17 Fifth Pair of Nerves

FOR PRICE LIST OF SLIDES SEE PAGE 127.

18 Facial Nerves
19 Diagram of the Eye
20 Anatomy of the Ear

We can furnish a large Phrenological Head, showing all of the organs with great distinctness

Set of Forty-eight Slides, Human Anatomy and Physiology.

50 cents plain, $1.50 colored.

With reading.

1 Apollo Belvedere
2 Skeleton
3 Skull—side view
4 Skull—front, back, base and inside
5 Vertebral Column
6 Pelvis
7 Ribs
8 Ligaments — of hand, arm and leg
9 Hip and knee-joints
10 Muscular system—back
11 Muscular system—front
12 Muscles of the face
13 Diaphragm
14 Course of Ingesta
15 Teeth
16 Salivary Glands
17 Liver, Stomach and Intestines
18 Stomach. Interior surface
19 Gastric and Intestinal Glands
20 Duodenum, Pancreas, Cœcum
21 Heart and Lungs
22 Diagram of the Heart
23 " " " structure of the Heart
24 Transverse Section of the Thorax
25 Diagram of the Lungs
26 Systemic Circulation
27 Diagram of Pulmonary Circulation
28 Blood Corpuscles and Microscope
29 Pharynx and Larynx
30 Effects of Tight Lacing
31 Lymphatics
32 Thoracic Duct
33 Kidneys
34 Renal Circulation
35 Brain—under surface and Section
36 Diagram of the origin of the Cerebral Nerves
37 Diagram of the 5th pair
38 Pneumogastric Nerve
39 Spinal Cord
40 Sympathetic Nerve and Ganglia
41 Skin and Hair
42 Sections of Nose
43 Vessels and Nerves of the Tongue
44 Muscles of the Eye
45 Section of the Eye
46 Structure of the Retina
47 Structure of the Ear
48 Larynx, Vocal Cords, etc

A Set of Twenty on Microscopic Anatomy.

50 cents plain, $1.50 colored

1 Tesselated and Ciliated Epithelial Cells
2 Human Blood Disks, and Blood Disks of Frog
3 Longitudinal and Transverse Section of Bone, Lacunæ, and Canaliculi, highly magnified
4 Muscular Fibres, Fasciculus and Sarcolemma
5 Vertical and Horizontal Section of Stomach Follicles and Tubes
6 (*a*) Capillary Circulation of Frog's Foot; (*b*) Capillaries of Air Cells of Human Lungs; (*c*) ditto of Villi of the Jejunum
7 Origin Hepatic Veins and Bile Ducts on the Liver Lobules
8 A Human Malphigian Corpuscle and Transverse Section of Super-renal Capsule
9 Nerve Tubes, Cells and Ganglia
10 Transverse Section of Human Spinal Cord, close to third and fourth Cervical Nerves
11 Pus: (*a*) from abcess; (*b*) Mucus Corpuscles from Schneiderian Membrane; (*c*) ditto, speckled with pigment Granules from Larynx
12 Urinary deposits: (*a*) Uric Acid; (*b*) Oxalate of Lime; (*c*) Triple Phosphate
13 Fatty Degeneration of the Liver
14 Tubercle: (*a*) in Air Cells of Lungs; (*b*) Miliary
15 Schirrous growth from Mammary Gland
16 Tænia Solium
17 Oxyuris Solium
18 Trichina Spiralis, mature and in cyst
19 Liver Fluke, *Distoma hepaticum*
20 Thrush Fungus, *Oidium albicans*

Human Physiology Popularly Explained; Or the House We Live in.

With Lecture. colored $1.50, plain 50 cents.

1 Introductory Slide

Skeleton.

2 Human Skeleton
3 Skull (side view)
4 Skull (front, top and section)
5 Vertebral Column
6 Pelvis
7 Ribs
8 Clavicle, Scapula, Arm and Hand
9 Hip, Leg and Foot
10 Ligaments
11 Effects of Tight Lacing on the Form of the Skeleton

Muscles.

12 Muscular System
13 Natural Levers

Digestive Organs.

14 Viscera of Human Body
15 Course of Ingesta
16 Jaws
17 Kinds of Teeth
18 Salivary Glands
19 Liver, Pancreas, Stomach (interior)
20 Gastric Glands, Structure of Intestines

Circulatory Organs.

21 Systematic Circulation
22 Heart and Lungs (exterior)
23 Heart (interior, right side)
24 Blood Corpuscles (human and comparative)

Respiratory Organs.

25 Pulmonary Circulation
26 Trachea, Lungs (half section)
27 Transverse Section of Thorax
28 Cavity of Thorax, Diaphragm
29 Minute Structure of Lungs
30 Absorbent System
31 Lymphatics
32 Kidney (exterior and section)
33 Renal Circulation
34 Sections of Skin
35 Liver, etc.

Nervous System.

36 Cerebro-Spinal System
37 Ganglionic System
38 Section of Brain, Showing Twelve Pairs of Nerves
39 Under Surface of Brain, Showing Twelve Pairs of Nerves
40 Spinal Cord

Senses.

41 Touch, Nerve Endings in Skin
42 Smell, Sections of Nose
43 Taste, Tongue
44 Sight, Sections of Eye
45 Sight, Minute Structures of Eye
46 Sight, Muscles of Eye and Lachrymal Apparatus
47 Hearing, Ear
48 Speaking, Larynx, etc.
49 Minute Structure of Bone
50 Minute Structure of Teeth
51 Minute Structure of Muscle
52 Structure and Growth of Nails and Hair

FOR PRICE LIST OF SLIDES SEE PAGE 127.

Anatomical, Pathological, Venereal and Miscellaneous.

Colored only. Price per Slide, $1.50.

1 Phimosis with dribbling urine
2 Paraphimosis
3 Chancre on Glans, Penis and Prepuce
4 Chancre
5 Chancre, Hunterian
6 Chancre Phagedenic
7 Chancroid
8 Chancre with Balanitis
9 Chancre
10 Chancroids on Prepuce
11 Soft Chancre
12 Phimosis
13 Cork-screw Urination
14 Stricture Cork-screw Urination
15 Stricture and False Passages
16 Syphilis, Secondary
17 Syphilis, Secondary
18 Alimentary Canal
19 Cranial Development
20 Masturbator
21 Masturbator
22 Nutrition
23 Nutrition
24 Lymphatics
25 Circulation
26 Pelvis, Female, Normal and deformed
27 Organs of Reproduction
28 Human Ovule
29 Gravid Uterus
30 Twins in Utero
31 Tubal Pregnancy
32 Uterine Cancer
33 " Displacements
34 " Prolapsus
35 Cilia of Fallopian Tubes
36 Section Female Organs
37 Venereal
38 Section Male Organs
39 Fœtal Circulation
40 Stricture Male Urethra
41 Fœtus in Utero
42 Venereal

Photo Micrographs.

$1.00 each.

1 Bacillus Anthrax
2 " Tuberculosis (consumption)
3 Bacillus Typhoid Fever
4 " Glanders
5 " Swine Cholera
6 " Chicken Cholera
7 " Leprosy
8 " Diphtheria

Micrococci.

$1.00 each.

1 Koch's Comma Bacillus Asiatic Cholera
2 Pneumococcus of Pneumonia
3 Gonococcus
4 Streptococcus of Pus
5 Streptococcus of Erysipelas
6 Actinomyces Bovis—Lumpy Jaw Germ of Cattle

PHOTO-MICROGRAPHIC TRANSPARENCIES.

Classified list—Especially useful to lecturers and teachers. Each slide is marked with the number of diameters. A ten foot picture on an average increases the diameters forty times. Photographed by W. H. Knap. Normal Histology. Section human body. Fœtal.

1 Squamous Epithelial Cells
2 Columnar Epithelial Cells
3 Ciliated Epithelial Cells
4 Pavement Epithelial Cells
5 Blood Man
6 Blood Frog
7 White Fibrous Tissue (ligamentum Nuchae)
8 Yellow Elastic Tissue, ligaments and tendon's Mouse's Tail
9 Adipose Tissue
10 Cartilage Hyaline
11 Cartilage Semilunar Developing Bone
12 Human Femur Longitudinal Section
13 Human Femur Transverse Section
14 Striated Muscular Tissue
15 Non-Striated Muscular Tissue
16 Trichinæ in Muscle
17 Artery
18 Vein
19 Skin Sole of Foot
20 Hair Longitudinal Section
21 Hair Transverse Section
22 Sebaceous Glands and Ducts
23 Developing Tooth
24 Tooth Longitudinal Section
25 Stomach Longitudinal Section
26 Stomach Transverse Section
27 Stomach Injected
28 Intestine Longitudinal Section
29 Intestine Transverse Section
30 Goblet Cells, Intestine
31 Peyers Patches, Intestine
32 Lieberkuhnian Glands
33 Mesentery
34 Lungs showing Air Cells
35 Lung Injected
36 Bronchial Tube-whole
37 Cartilage Plates and Lining Membrane Bronchus
38 Liver, Showing Cells
39 Liver Injected
40 Glisson's Capsule
41 Kidney
42 Kidney Injected
43 Malpighian Body
44 Tubuli-uriniteri, Transverse
45 Bowman's Capsule
46 Section Uterus
47 Section Ovary
48 Graafian Follicle
49 Ovum
50 Germinal Vesicle and Spot
51 Seminiferous Tubules
52 Spermatozoa in Tubules
53 Spermatozoa Free
54 Superarenal Capsule
55 Salivary Gland
56 Acinous Glands
57 Parotid Gland
58 Submaxillary Gland
59 Pancreas
60 Lymphatic Gland
61 Thymus Body
62 Thyroid Gland
63 Mammary Gland
64 Nerve Cell in Brain showing Nerve Prolongation
65 Multipolar Nerve Cells in cord of man
66 Multipolar Nerve Cells in cord of ox
67 Spinal Cord Cat Entire Section
68 Spinal Cord Man Entire Section
69 Nerve Leaving Spinal Cord
70 Ganglion on Nerve
71 Longitudinal Section Nerve
72 Transverse Section Anterior Crural Nerve
73 Transverse Section Sciatic Nerve
74 Cerebellum Injected
75 Cerebrum Injected
76 Medulla Transverse Section
77 Optic Nerve Transverse Section
78 Optic Nerve junction with retina
79 Brain Lizard
80 Finger Tip Showing Nerve Endings
81 Retina Rods and Cones
82 Cornea
83 Cat's Tongue showing Papillæ
84 Taste Bulbs in Tongue

Bacilli and Micrococci.

85 B. Veneuosum
86 B. Veneuosum Brevis
87 B. Coli Commune
88 B. Typhoid showing Cilia
89 Embryo Chick, 36 hours Incubation
90 Embryo Chick, Abnormal Head
91 Embryo Chick, Abnormal Heart
92 Embryo Chick, Abnormal Body

FOR PRICE LIST OF SLIDES SEE PAGE 127.

Human Parasites.

93 Pediculoris Capitis
94 Pediculoris Corporis
95 Pediculoris Pubis
96 Tape Worm Head
97 Tape Worm, Section
98 Tape Worm Showing Eggs
99 Amœba Coli of Chronic Dysentery very rare
100 Sarcoptes Scabiei
101 Bed Bug
102 Flea
103 Pygidium Flea

Pathological.

104 Fibroid Phthisis
105 Epithelioma of the Hand
106 Rodent Ulcer
107 Epithelioma of the Lip
108 Columnar Epithelioma Rectum
109 Schirrus Carcinoma of Breast
110 Encephaloid Carcinoma
111 Osteoma
112 Osteo Carcinoma
113 Round Cell Sarcoma
114 Spindle Cell Sarcoma
115 Giant Cell Sarcoma
116 Fibro Sacroma
117 Fibro Chondro Sarcoma
118 Mixed Sarcoma
119 Melanotic Sarcoma
120 Glioma of the Eye
121 Showing Retina being Invaded
122 Angioma
123 Tumor from Nose
124 Sclerosis Liver

Entomological.

125 Trichina Spiralis, free
126 Trichina Spiralis, Encysted in Muscle
127 House Fly
128 House Fly's Proboscis
129 House Fly's Foot
130 Ovipositor House Fly
131 Honey Bee
132 Honey Bee's Proboscis
133 Honey Bee's Foot
134 Honey Bee's Sting and Poison Sack
135 Butterfly's Tongue
136 Fire Fly
137 Spiracle Caterpillar
138 Spiracle Cricket
139 Mouth, Spider
140 Foot, Spider
141 Spinnaret Spider
142 Mosquito, Male
143 Mosquito, Female
144 Cheese Mite
145 Meal Mite
146 Sugar Mite
147 Compound Eye Horse Fly
148 Gizzard Cricket
149 Scales, Moth
150 Scales, Butterfly
151 Scales, Lepisma Saccharina
152 Scales, Podura Plumba
153 Sting and Poison Sack Wasp
154 Tongue, Blow-Fly

Insects.

155 House Fly, Muscae Domestica
156 Proboscis, House Fly
157 Foot, House Fly
158 Ovipositor, House Fly
159 Honey Bee, Apis Mellifica
160 Proboscis or Tongue
161 Foot, Honey Bee
162 Sting, Honey Bee
163 Wing, Honey Bee
164 Butterfly's Tongue
165 Fire Fly
166 Spiracle, Caterpillar
167 Spiracle, Cricket
168 Mouth of Male Spider
169 Showing Jaws and Palpi
170 Foot, Spider
171 Spinaret, Spider

Botanical.

172 Eucalyptus Globulus
173 Menisperin Canadense
174 American Mistletoe
175 Showing Crystoliths
176 American Mistletoe
177 Cells and Nuclei
178 Stomata Horse's Tail
179 Arestolochia Formentosa
180 Echinus Spine
181 Larix Americana
182 Wild Hop Vine
183 Clematis Virginica

Diatoms.

184 Arachnoidiscus Ehrenbergii
185 Eutogoina Aperta, very rare
186 Pleurosigma Angulatum
187 Pleurosigma Estuarii
188 Pleurosigma Fasciola
189 Pleurosigma Decorum
190 Pleurosigma Formosm
191 Amphipleura Pellucida

NATURAL HISTORY.

Mammalia.

1 King of the Cannibals
2 Skeleton of Man and Gorilla
3 Gorilla
4 Mandrill
5 Diadem Lemur
6 Vampire Bat
7 Mole
8 Hedgehog
9 Lion
10 Tiger
11 Jaguar
12 Leopard
13 Serval
14 Puma
15 Lynx
16 Hyena
17 Wolf
18 Newfoundland Dog
19 Shepherd's Dog
20 Esquimaux Dog
21 Fox
22 Weasel
23 Skunk
24 Raccoon
25 Brown Bear
26 Grizzly Bear
27 Polar Bear
28 Common Seal
29 Marbled Seal
30 Crested Seal
31 Sea Lion
32 Walrus
33 Opossum
34 Kangaroo
35 Gray Squirrel
36 Red Squirrel
37 Spermophilus gray monurus
38 Short-tailed Prairie Dog
39 Beaver
40 California Gopher
41 Bushy-tailed rat
42 Brown Rat
43 Porcupine
44 Guinea Pig
45 Red Rabbit
46 Sloth
47 Armadillo
48 Ant-eater
49 Duck-bill
50 Elephant
51 Skeleton of Elephant
52 Rhinoceros
53 Hippopotamus
54 Maylayan Tapir
55 Wild Boar
56 Horse
57 Zebra
58 Reindeer
59 Red Deer
60 Giraffe
61 Gazelles
62 Chamois
63 Sheep
64 Cashmere Goat
65 Musk Ox
66 Cow
67 Zebu
68 Buffalo
69 Camel
70 Llama
71 Greenland Whale
72 Porpoise

Birds.

1 Skeleton of a Bird
2 Condor
3 Turkey Buzzard
4 Gerfalcon
5 Imperial Eagle
6 Harpy Eagle
7 Bald Eagle
8 Virginian Eared Owl
9 Barn Owl
10 Undulated Parrot
11 Cockatoo
12 Toucan
13 Mexican Trogon
14 Parrots
15 Woodpecker
16 Black-Breasted and King of Humming Birds

FOR PRICE LIST OF SLIDES SEE PAGE 127.

17 Ruby-throated Humming Bird
18 Sappho Comet and Crested Humming Bird
19 Whippoorwill
20 Kingfisher
21 Momotus ceruleiceps
22 Missel Thrush
23 Tailor Bird
24 Bell Bird
25 Blue Bird
26 Scarlet Tanager
27 Swallow
28 Great Northern Shrike
29 Mocking Bird
30 Skylark
31 Rose-breasted Grosbeak
32 Tree Sparrow
33 Blackbird
34 Baltimore Oriole
35 Raven
36 Blue Jays
37 Lyre Bird
38 Royal Bird of Paradise and Blue Girl
39 Wild Pigeon
40 Pheasant
41 Peacock Pheasant
42 Ruffled Grouse
43 Turkey
44 Ostrich
45 Cassowary and Emu
46 Great Buzzard
47 Whale-headed Stork
48 White Stork
49 Sacred Ibis
50 Flamingo
51 Snipe
52 Curlew
53 Bean Goose
54 Domestic Ducks
55 White Swans
56 Pelican
57 Mutton Albatross
58 Great Northern Diver
59 Cormorant
60 Penguin

Reptiles.

1 Skeleton of Turtle
2 Green Turtle
3 Hawksbill Turtle
4 Leathery Turtle
5 Crocodile
6 Alligator
7 Iguana
8 Green Lizard
9 Horned Toad
10 Basilisk
11 Fringed Tree Gecko
12 Chameleon
13 Boa Constrictor
14 Bead Snake
15 Rattlesnake, Crotalus durisus
16 Rattlesnake, Crotalus ornatus
17 Viper
18 Cobra de Capello
19 Bull Frog
20 Painted Frog
21 Natterjack
22 Green Tree Frog
23 Crested Newt
24 Siredon

Fishes.

1 Skeleton of Fish
2 Perch
3 Black Bass
4 Filamentous Gunard
5 Buffalo and Slender Sculpin
6 Mackerel
7 Sword Fish
8 Dolphin
9 Fishing Frog
10 Pickerel
11 Flying Fish
12 Trout
13 Sea Horse
14 Swell Fish and Sun Fish
15 Diodon pilosus
16 Trunk Fish
17 Sturgeon
18 White Shark
19 Hammer-headed Shark
20 Saw Fish
21 White Ray Fish
22 Angel Fish
23 Torpedo
24 Lamprey

Superior Dissolving Views.

Producing Superb Dissolving Effects and Requiring the use of two Lanterns. They afford a fine opportunity for the introduction of popular hymns.

Colored; $1.50 per slide.

1 No Cross, No Crown. Four Slides..... $3 00
a Christiana gazing over the Sands of Time
b Christiana beholds the Cross of Christ
c Christiana dreams of the Beautiful Shore
d Christiana is crowned by an Angel of Light
2 Rock of Ages. Four Slides..... $3 00
a An Angry Sea Swallowing a Wreck
b The Cross—the Rock of Ages—rises above the waters
c Faith Clinging to the Cross, is lifted above the waves
d Faith Wings her Flight Heavenward
3 The Way of Salvation. Four Slides..... $3 00
a The Repentant Sinner
b Knocking at the Gate
c Led by Jesus
d The Shores of the Beautiful River
4 Origin of the Moss Rose. Four Slides with Poem..... $3 00
5 Angel of Peace. Four Slides..... $3 00
a The Mother gazes fondly on her Babe
b The Mother sits beside an Empty Cradle
c A Starry Sky above a Sleeping City
d The Angel of Death bears the Child Heavenward
6 Ship at Sea. Five Slides..... $7 50
a The Ship under full sail
b A Storm. The Ship is wrecked
c Vivid Flashes of Lightning illumine the Scene
d The Crew take to the Boats
e A Brilliant Rainbow gradually appears
7 A Soul's Advent upon Earth. Two Slides..... $3 00
a A Landscape at Midnight
b The Spirit of a Child is borne by Cherubs and accompanied by an Angel
8 Angel of Peace. Two Slides..... $3 00
a The city lies beneath, wrapped in slumber, and scarcely discernable by the light of the moon
b The Angel of Death, with outspread wings, flies across the scene, bearing the spirit of a child
9 Mercy's Dream. Two Slides..... $3 00
a A beautiful woman is sleeping beneath a widespread tree
b The vision of an Angel bearing a Crown of Light appears above her
10 Mother's Grave. Two Slides..... $3 00
a Three Children are engaged in placing floral tributes upon their Mother's Grave
b The Mother's Spirit descends and hovers over them
11 Beethoven's Dream. Two Slides..... $3 00
a The Great Composer has fallen asleep at his piano
b The Spirit of Music floats above him
12 Orphan's Dream. Two Slides..... $3 00
a Tired of Play, the Orphan Boy has fallen asleep
b His Mother's Spirit appears, bending lovingly over him
13 Shipwrecked Mariners. Two Slides $3 00
a Two mariners cast upon a rocky coast, discover a ship in the distance at day-dawn
b Morning advances, and the ship approaches
14 Abou Ben Adhem Two Slides. With Poem..... $3 00
a The first appearance of the Angel

FOR PRICE LIST OF SLIDES SEE PAGE 127.

b The second appearance of the Angel

15 Star of Bethlehem Two Slides.....$3 00
a Wise Men of the East journeying toward Jerusalem
b The Son of Man appears in a radiant light

16 The Magic Bouquet. Two Slides.$3 00
a The Flowers in Bud
b The Flowers in Full Bloom

17 Falls of Niagara. Two Slides.....$3 00
a General View of Falls in Summer
b A Beautiful Rainbow appears in the mist

18 Highlander's Dream of Home. Two Slides..... ...$3 00
a A Highland Soldier asleep by his camp fire
b A Vision of Home appears above the fire

19 Birth of Venus. Two Slides.....$3 00
a Flying Cupids announce the coming of Venus
b The beauteous Venus is born of the Ocean's foam

20 Washington's Tomb Two Slides.....$3 00
a Tomb of Washington, at Mount Vernon, on the Potomac
b The Spirit of Washington appears within the Tomb

21 Washington's Dream. Two Slides.....$3 00
a Falls asleep over his war map at Valley Forge, Pennsylvania
b Beholds a Vision of America's future prosperity

22 American Soldiers' Dream of Home. Two Slides.....$3 00
a Asleep by the camp fire
b A vision of home appears in the smoke of the fire

23 Napoleon. Two Slides.....$3 00
a Powerful at the head of his army
b Powerless on the barren rock at St. Helena

24 White and Red Roses. Two Slides.$3 00
a White Rose, emblematic of Purity
b Red Rose and Cupid with bow, emblems of Love

25 The Bachelor's Reverie. Two Slides.....$3 00
a The Bachelor indulges in a twilight Reverie
b A vision of his first love appears

26 Mosque of Omar Two Slides.....$3 00
a Mosque of Omar. Jerusalem by day
b The Mosque illuminated by night

27 Westminster Abbey, London. Two Slides.....$3 00
a The magnificent Abbey by daylight
b The illuminated Abbey by moonlight

28 Storm in the Rocky Mountains. Two Slides.....$3 00
a A lofty peak at midnight. Storm Raging
b Lightning strikes the peak, rending the rocks asunder

29 Faust and Marguerite. Two Slides..$3 00
a Faust in his Laboratory tempted by Mephistopheles
b Flames dart from Mephistopheles' lamp and vision of Marguerite appears

30 Look not upon the Wine when it is Red. (Very good) Two Slides.....$3 00
a A Beautiful Girl in all the abandon of the dance, wine cup in hand
b A Hideous Skeleton continues the dance, a serpent creeping from the cup (Proverbs xxiii, 31)

31 Good Morning. Two Slides.....$3 00
a The Window of a palatial mansion, with shutters closed
b Shutters fly open and reveal a fair face and figure

32 A Dream of Immortality. Two Slides.$3 00
a A Beautiful Lady lies dreaming upon a couch
b Angels place a crown upon the sleeper's brow

33 The Protecting Scout. Two Slides.$3 00
a A defenseless woman and children attacked by Indians
b Appearance of the Protecting Scout

34 The Wood Nymph's Bath. Two Slides.$3 00
a An Embowered Lake in the forest, by moonlight
b A Wood Nymph, upon a couch of lilies, floats upon the waters

35 The Handwriting on the Wall. Two Slides.....$3 00
a Belshazzar in the midst of a Bacchanalian Revel
b Daniel reads the words "Mene, Mene, Tekel Upharsin"

36 The Flight of Aurora and her Train. Two Slides.....$3 00
a A gorgeous mass of rosy clouds
b Aurora followed by Apollo and a Host of Goddesses. (Remarkably Fine)

37 The Little Foxes' Retreat. Two Slides.....$3 00
a Trunk of an old hollow tree, in which there is a large hole
b Three saucy-looking little foxes peep out of the hole

38 The Sculptor's Dream. Five Slides. (Immensely Popular).....$5 50
a Studio. Sculptor musing. Richly colored. 3 in.
b The Cymbal Player. (Statuary)
c Apollo. (Statuary)
d Flying Mercury "
e Flora "

39 Magic Pictures in Artists' Studio Four Slides.....$6 00
a Empty Frame on Easel in Artists' Studio
b Portrait of U. S. Grant
c Portrait of A. Lincoln
d Stuart's Portrait of Washington, appear successively in the frame

Other suitable pictures may be adapted for dissolving with frame

40 *a* First Interview between Anthony and Cleopatra
b Cleopatra's Galley
c The Fete at Court of Cleopatra

41 *a* Warranted Sound and Kind
b The Owner has no further use for the Horse

42 *a* The Love Tap at the Window
b The Summons Answered

43 *a* The Puppies' Kennel, The Birds' Song
b The Puppies' Kennel, The Puppies Appear

44 *a* The Fish Story, The Fish
b The Fish Story, The Story

45 *a* The Policeman's Luck, The Soft Snap
b The Policeman's Luck, The Dead Give away

46 *a* An Enviable Position
b An Unenviable Position

FOR PRICE LIST OF SLIDES SEE PAGE 127.

47 *a* American Landscape, Summer
b American Landscape, Winter
48 *a* The Volunteer's Departure, Civil War
b The Volunteer's Return, Civil War
49 *a* Pygmalion and Galatea, the Prayer
b Pygmalion and Galatea, the Statue Coming to Life
c Pygmalion and Galatea, the Statue Advancing
50 *a* Christmas Eve in Camp
b Christmas Eve at Home
51 *a* Courtship for Second Wife, the Proposal
b Courtship for Second Wife, Ghost of First Wife Appears
c Courtship for Second Wife, Consternation
52 *a* Love and Marriage, First Meeting
b Love and Marriage, Five Days Later
c Love and Marriage, Five Years Later
53 *a* Settlement in Backwoods, the Beginning
b Settlement in Backwoods, the Increase
54 *a* John Brown Led to Execution
b John Brown Kissing Negro Child
55 Drop Curtain, City of Ancient Greece, Designed for an Opening Piece in an Exhibition
56 Wreath of Flowers, with Good Night. Suitable for Closing an Exhibition
57 *a* Life's Day, Morning. (Bellows)
b Life's Day, Noon. (Bellows)
c Life's Day, Night. (Bellows)
58 *a* The Christian Graces (Hicks)
b Il Penserosa. (Hicks)
c L'Allegro (Hicks)
59 *a* The Contraband
b The Recruit
c The Veteran
60 *a* Brave Drummer Boy and His Father, Both Enlist in the Union Army
b Brave Drummer Boy and His Father, In Battle Against the Rebels
c Brave Drummer Boy and His Father, Both Die Upon the Battlefield
61 *a* Heathen Chinee, Euchre
b Heathen Chinee, the Right Bower
c Heathen Chinee, Twenty-four Jacks
62 *a* Frigid Zone
b Temperate Zone
c Torrid Zone
63 *a* Heartsease. (Baxter)
b Lilies. (Baxter)
c Nora. (Baxter)
64 *a* Faith. (Palmer)
b Hope. (Palmer)
c Immortality. (Palmer)
65 *a* Study. (Holfeld)
b Prayer. (Holfeld)
66 Mother's Dream. (Brooks)
b Believer's Mission. (Brooks)
67 *a* Wife's Prayer. (Brooks)
b Dream of Hope. (Brooks)
68 *a* Aurora. (Hamon)
b Feeding the Bird. (Hamon)
69 *a* Beatrice Cenci. (Beranger)
b Evangeline. (Beranger)
70 *a* The Luncheon. (Brochart)
b The Good Friends. (Brochart)
71 *a* Alexander and Diogenes. (Landseer)
b Jack in Office. (Landseer)
72 *a* Distinguished Member of the Humane Society. (Bateman)
b Nothing Venture, Nothing Have. (Bateman)
73 *a* Lily of Ghent. (Absolon)
b Water Lilies. (Bouvier)
74 *a* Cinderella. (Lejeune)
b Blue Bird. (Lejeune)
75 *a* Mamma's Birthday. (Dobson)
b Remembrance. (Dobson)
76 *a* The Abduction. (Barrias)
b Vengeance. (Vernet)
77 *a* The Lake. (Brochart)
b The Glacier. (Brochart.) Very Choice
78 *a* Cattle at Watering Place. (R. Bonheur)
b Sheep in Pasture. (R. Bonheur)
79 *a* The Mother's Joy. (Amberg)
b The Widow's Comfort. (Amberg)
80 *a* Morning Prayer. (Meyer von Bremen)
b Evening Prayer. (Meyer von Bremen)
81 *a* Saturday Night. (Absolon)
b Sunday Morning. (Absolon)
82 *a* Going to the Club
b Returning from the Club
83 *a* Going Against the Stream. (Jenkins)
b Going With the Stream. (Jenkins)
84 *a* High Life. (Landseer)
b Low Life. (Landseer)
85 *a* Aspiring to Heaven. (Zuber Buhler)
b Regretting the Earth. (Zuber Buhler)
86 The Temperance Meeting. (Herring)
b The Friendly Meal. (Herring)
87 *a* My First Sermon. (Millais)
b My Second Sermon. (Millais)
88 *a* By the Seaside. (Brochart)
b Near the Falls. (Brochart)
89 *a* Joy
b Sorrow
90 Fairy Tales
b Reading the Psalms
91 *a* The Evening Prayer. (Frere)
b The Morning Kiss. (Frere)
92 *a* The Quay at Liverpool, Outward Bound
b The Dock at Boston. (Comic.) Homeward Bound
93 *a* Castle of Chillon. Lake Geneva, Switzerland. Day
b Castle of Chillon, Moonlight, Winter
94 *a* Windsor Castle, Day
b Windsor Castle, Moonlight
95 *a* Castle of Drachenfels Summer
b Castle of Drachenfels Winter Night
96 *a* Castle of Ehrenfels on Rhine Summer
b Castle of Ehrenfels on Rhine, Winter
97 *a* Conway Castle, England, Day
b Conway Castle, England, Moonlight
98 *a* Isola Bella, Italy, Day
b Isola Bella, Italy, Moonlight
99 *a* Grace Before Meat
b Grace After Meat
100 *a* Death-Bed of the Righteous, John Wesley Praying
b Death-Bed of the Wicked, Cardinal Richelieu Playing Cards
101 *a* Abel's Sacrifice Received
b Cain's Sacrifice Rejected
102 *a* Noah Building the Ark
b Noah Receiving Advice from Above
103 *a* Noah's Sacrifice
b Noah's Sacrifice, Appearance of the Rainbow
104 *a* The Witch of Endor Visited by Saul
b The Witch of Endor Raising Samuel
105 *a* Flowers, Dahlias and Roses
b Flowers, Asters and Poppies
106 *a* Fruits, Grapes
b Fruits, Currants

FOR PRICE LIST OF SLIDES SEE PAGE 127.

107 *a* Before the Proclamation,a Sad Negro Face
b After the Proclamation, a Merry Negro face
108 *a* Good Night in Wreath of Flowers
b Good Night in Moonlit Sky
109 *a* English Landscape, Tempest, Lightning
b English Landscape, Rainbow
110 *a* Death of Sardanapalus (Schopin)
b Socrates instructing Alcibiades (Schopin)
111 Salisbury Cathedral, England, Two Slides..... $3 00
a The beautiful Cathedral by day
b The illuminated Cathedral by moonlight
112 Wm. Jackson's Treat
1 More Champagne
2 Bourbon again
3 I'mBill Jackson,Guv.
4 Bill's Last Treat
113 Visit of St. Nicholas
1 Children in Bed
2 Sleigh and Reindeer
3 Looked like a Peddler
4 Merry Xmas Good Night
114 Tramp, Tramp, Tramp
1 In the Prison Cell
2 Tramp,Tramp,Tramp
115 Heaven and Hell
a Heaven
b Hell
116 Hovering Angels
1 The Cherubs
2 The Child Asleep
117 Steamship City of Chicago
1 Day
2 Moonlight
118 St. Peters and Castle of St. Angelo
1 Day
2 Night
119 Fops of Past and Present
a Pre-Historic Fop
b Modern Fop
120 Steamboat Race on the Mississippi
a Wooding up
b The Start
c The Explosion
121 Summit of Happiness and Depth of Despair
a The Summit
b The Depth
122 War and Peace (Landseer)
a War
b Peace
123 The Ill-Fated Ship
1 Leaving Port
2 Sailing with Fair Wind
3 Among the Icebergs
4 On the Lee Shore
5 On Fire
6 Crew Saved by Boats
124 The Last Voyage of Ocean Steamer
1 Ocean Steamer, leaving port
2 Ocean Steamer in Mid Ocean
3 Ocean Steamer on Lee Shore
4 Ocean Steamer on Fire
125 Day and Night
a Day
b Night
126 Brooklyn Bridge
a Day
b Moonlight
127 Fire in New York
a The Alarm
b The Engines at Work
128 A Raid on the Moonshiners (Beale)
a Throw up Your Hands
b We Weaken
129 The Martyred Christian
a The Victim
b The Apotheosis
130 Cause and Effect
a Rowing with the Tide
b Rowing against the Tide
131 Temptation and Perdition
a Temptation
b Perdition
132 Home Sweet Home
1 Be it ever so humble
2 An exile from Home
3 How sweet 'tis to sit
4 To thee I'll return
133 Christmas Evening
a Homeless
b The Happy Home
134 The Chariot Race(Schopin)
a The Departure
b The Triumph
135 Good Night
a Sleeping Children in Baby Carriage
b Words Good Night dissolved into Canopy
136 Little Peach
1 Expectation
2 Realization
3 Termination
137 A Village Church
a Summer
b Christmas Eve
138 The Nile Boat
a Day
b Sunset
c Moonlight
139 Fort Sumter
a Daylight
b Moonlight
c The Bombardment
140 Colosseum's Martyrs Day (Gue)
Night (Dore)
141 Bay of Naples and Mt. Vesuvius
a Day
b Moonlight
142 Christus Consolator and Remunerator
a Consolator
b Remunerator
143 Ruins at Philæ
1 Day
2 Sunset
3 Moonlight
144 Ruins at Kardassy
1 Day
2 Sunset
3 Moonlight
145 Approaching Steamship
1 Sails Furled
2 Sails Unfurled
146 Leap for Life
1 There stood the boy with dizzy brain
2 Then suddenly a rifle grasped
3 Jump, Jump, Boy
4 He sank, He Rose, He lived
5 His father drew in Silent Joy
147 Voyage of Life
1 Childhood
2 Youth
3 Manhood
4 Old Age
148 London Tower
a Day
b On Fire
149 Finding of Moses
a By Titian
b By Mark Twain
150 Scenes from Life of Country Boy
a Leaving Home
b Temptation and Fall
c Farther on, Gambling
d At last the Forged Check
151 School Boy's First Cigar
a Very Manly
b " Sick
152 The Em and Immigrant
a Quay at Liverpool
b Dock at Boston
153 Jerusalem, The Rise and Fall
a Jerusalem in Her Grandeur
b Jerusalem in Her Decay
154 How Jones Became a Mason
a Starting for Lodge
b Oath of Secrecy
c Riding the Goat
d Jones has become a Mason
155 Black-berries
a Bunch of Blackberries
b Negro Heads
156 First Christmas Morning
a Shepherd's Watch, Angels Appear
157 A Dream of the Warder of the Tower
a The Warder
b Procession of Princesses
158 Nearer My God to Thee
A series of 6 slides
1 Nearer to Thee
2 Clearing the Sky
3 Angels to Beckon Me
4 E'en tho' it be a Cross
5 My Rest a Stone
6 Steps unto Heaven
159 The Artist's Dream. New Design, Price, set seven (7) slides..$10 50
By special arrangement with a prominent Chicago artist, we have obtained an interior view of his studio, with an artist seated in a reverie before a large

FOR PRICE LIST OF SLIDES SEE PAGE 127.

vacant picture frame on an easel, as shown in slide.
No. 1—The Artist in a Reverie.
In the vacant frame are caused to appear:
No. 2—Childhood.
No. 3—Companions.
No. 4—Lovers.
No. 5—The Honeymoon.
No. 6—His first successful picture.
No. 7—The supreme effort of his life.
This is first-class. Other designs in preparation.

160 Parable of the Sower
a Behold a Sower
b Some Seeds Fell by the Wayside
c Some Fell on Stony Places
d Some Fell Among Thorns
e Others Fell into Good Ground
f And Brought Forth Fruit, etc

161 Where Is My Boy To-night?
1 The Boy of My Tenderest Care
2 As he Knelt at his Mother's Knee
3 Oh, Could I See You Now My Boy
4 But Bring Him to me with all His Blight
5 Oh, Where Is My Boy To-night?
6 My Heart O'erflows for I Love Him he Knows

162 Way Down Upon de Swanee Ribber
1 Far, Far Away
2 Der's Where My Heart
3 All Up and Down
4 All the World am Sad and Dreary
5 All Round the Little Farm
6 When I was Playing
7 One little Hut among de Bushes
8 When Will I Hear the Bees Ahummin'

Dissolving Views with Magnificent Movablee Effects.

Two Lanterns are Required for the Exhibition of these Slides.

1 Water-mill in Pennsylvania. Four Slides.....$10 00
a A summer day; the water-wheel in motion
b The moon rises and produces a rippling effect on the water
c The mill in winter; the ground covered with snow
d Snow storm; the white flakes fall thick and fast

2 Fort Sumter, *Charleston Harbor. Four Slides* $7 50
The Fort by daylight time of peace
b The Fort by moonlight in time of peace
c On fire during bombardment
d Fire and smoke curl upward from the Fort

3 Bay of Naples and Mount Vesuvius. Three Slides $6 00
a Grand panorama by daylight
b Night; the mountain in eruption
c Fire and smoke rise from the burning crater

4 Castle of St. Angelo and Church of St. Peter, Rome. Three Slides..... $6 00
a The Church and Castle by daylight
b Gorgeous illumination on Easter night
c Fireworks fly through the heavens

5 Life near the North Pole. Three Slides.... $6 00
a The Arctic regions by day
b Night among the icebergs
c Brilliant Aurora Borealis flashes upward in the northern sky

6 Mount Ætna, Island of Sicily. Three Slides.... $6 00
a The great Mountain by day
b Volcanic eruption night
c Fire and smoke pour from the flaming cone

7 Magician and Caldron. Two Slides..... $3 50
a A weird incantation scene. A magician is standing within his cave, waving a wand over a bubbling caldron
b Ghosts, witches, imps, gnomes, etc., fly from the caldron

8 Naiad Queen of the River Rhine. Two Slides..... $4 00
a Moonbeams glisten on the Rhine, upon whose shore a castle rises in frowning outline
b The Naiad Queen appears seated upon her throne of shell, and glides over the waters playing her wonderful harp

9 Express Train.... $4 00
a A railroad bridge by moonlight with a forest in the background
b A locomotive and train of cars dash by, the headlight and sparks making a brilliant effect

10 The Serenade in Venice. Two Slides..... $4 00
a Grand Canal by moonlight. Castle in the foreground
b A Venetian cavalier approaches in a gondola and sings before the castle. A lady appears upon the balcony above him

11 Steamer Leaving Port. Two Slides..... $4 00
a A vast harbor, and city in the distance
b A steamer glides across the harbor and puts to sea

12 Fire in Philadelphia. Two Slides $4 00
a Street by night. Fire over the housetops. The alarm
b A steam fire engine dashes by, drawn by two prancing horses

13 Lakes of Killarney, Ireland. Two Slides..... $4 50
a Angels fold their wings, and rest
In that Eden of the west,
Beauty's Home, Killarney
b Moon rises, and the waters ripple

14 Martyred Christian. Two Slides $4 50
a The body of a beautiful woman floats upon the moonlit waters
b Her spirit is borne upward by angels. (Beautiful effect.)

15 Magic Lily. Two Slides..... $4 00
a The beautiful lily of the East, the home of fairies
b A fairy with a golden wand rises from the bosom of the lily

16 Haunted Abbey. 2 Slides..... $4 00
a Tomb in the ruins of an old English abbey
b A ghost rises from the tomb

17 The Skeleton Dance in Kirk Alloway. Two Slides..... $5 50
a Ruins of Kirk Alloway, Scotland, scene of Tam O'Shanter's vision
b A skeleton executes a fantastic dance among the ruins

18 Water-mill in the Alps. Two Slides..... $5 25
a Summer in the Alps; revolving water-wheel
b Winter; snow clad mountains; wheel frozen fast

19 Holland Wind-mill Two Slides..... $5 25
a A Dutch wind-mill by moonlight
b Daylight; the fans of the wind-mill revolving

FOR PRICE LIST OF SLIDES SEE PAGE 127.

MECHANICAL SLIDES.

Subdivided in Accordance with the Style of Movement.

VERTICAL, LEVER, AND SLIDING MOVEMENTS.

20 Mechanical Ascension Set—two slides—to be used in dissolving lanterns only; slides are four inches wide. In this slide the Disciples appear on one slide and the moving figure of Christ on the second slide, which is actuated by a rack-work movement. Price, $3 00

21 Mechanical Ascension Slide, lever movement; can be used in single lantern having slide box 4 inches wide. In this slide the figure of Christ disappears in the clouds. Price..... $3 50

22 Vertical Rack-Work Ascension Slide (improved movement). Price..... $6 50

23 Horizontal Rack-Work Ascension Slide. Can be used in any lantern having a slide box 4 inches wide or over. Price..... $6 50

24 Glass Tank for Exhibition of Live Insects, etc..... $2 00

25 Mechanical Lightning Slide..... $1 00

26 Mechanical Moon Effect —Rack-Work—Moon rising in arc of circle; can be easily adjusted to suit almost any slide Price..... $2 00

27 Mechanical Moon. Vertical curtain movement. Price..... $1 50

28 Mechanical Curtain Effect. The frame of this slide permits of the use of various designs. In fact, any 3¼x4 slide can be used with it. Price of frame and one design.... $3 25
Extra colored designs, each..... $1 25

29 Falling Snow Effect. Price..... $1 50

30 Assassination of Lincoln..... $3 50

31 Good-Night in Wreath. Price..... $2 75

32 Girl Jumping Rope, 3 50

33 Moving Ship..... 7 00

Revolving Movements.

34 Dancing Skeleton $1 00

35 Castle-on-Lake Maggiore..... 3 50

36 Bombardment of Fort Sumter..... 3 00

37 Bombardment of Fort Sumter, with Flash..... 4 00

38 View of Old Ruins 3 50

39 Holland Windmill 3 00

40 Fountain..... 3 25

41 Newton's Disk.... 5 50

42 Ratcatcher..... 3 25

43 Mount Vesuvius.. 3 00

44 Rotation of Earth on its Axis..... 4 00

45 Rotundity of Earth 4 00

46 Dancing Sailor..... 4 00

47 Swiss Water Mill.. 3 00

48 Aquarium..... 3 50

49 Bee Hive..... 3 50

50 Gymnast Performing on Trapeze.. 3 75

51 Man Climbing a Ladder..... 5 00

52 Fire and Smoke, Effect for Fort Sumter..... 3 00

53 Fire and Smoke Effect for Naples and Vesuvius... 3 00

54 Fireworks Effect for St. Angelo and St. Peters..... 3 00

55 Aurora Borealis, Effect for North Pole..... 3 00

56 Fire and Smoke Effect for Mt. Ætna 3 00

57 Smoke Effect for Christmas Eve... 3 00

58 Zoetrope, or Wheel of Life. A very interesting slide, representing figures with life-like movements. The following are all used in the one frame and accompany it: 1. Man climbing ladder. 2. Man jumping out of bottle. 3. The handspring. 4. Fish swimming. 5. Swinging the club. 6. Cats and rats..... 6 50
Extra designs, each..... 50
Extra designs, per dozen..... 5 00

59 Cycloidotrope.....$10 00
Colored Glasses for Cycloidotrope. This is something new, which admits of the tracing of the design in one color or two if desired. In the latter case the design is first traced on one side, and then the glass reversed, and another design traced on the other side, making the designs appear in two different colors. Price per dozen, single colors, assorted....$ .75
Price per dozen, two colors, assorted...$1 00

60 Mechanical Performing Monkey. This slide is of improved mechanical construction, and provides an easy adjustment for controlling the movement. Price..... $3 00

61 Windmill in Sweden, patent rack-work, 2-glass..... $3 00
This is photographed from a large old mill not far from Stockholm, in Sweden. The sails are immense, reaching nearly to the ground as they slowly revolve. A very fine slide.

Chromatropes.

62 Improved Geometrical Chromatropes. These are improved photograph chromatropes in our best quality patented frame. We believe these are the best chromatropes that have ever been made. Price each..... $3 00

63 Improved Geometrical Interchangeable Chromatropes. Frame as described above with twelve (12) glasses, assorted designs.... $10 00

64 Design Chromatrope—3-glass—consisting of central landscape or portrait, encircled by chromatic designs. Best quality, each, $3 50
List of designs for these are as follows:

65 Washington..... $3 50

66 Lincoln..... 3 50

67 Grant..... 3 50

68 Garfield..... 3 50

69 American Flag..... 3 50

70 Welcome..... 3 50

71 Intermission..... 3 50

72 Goodnight..... 3 50

73 Windmill..... 3 50

74 Watermill..... 3 50

Any motto not exceeding four words can be supplied to order at an additional expense of $1.00

Dioramic and Panoramic Sliding Movement.

75 Israelites Crossing the Red Sea..... $4 00

76 Noah Entering the Ark..... 4 00

New Panorama Slides.

77 Jerusalem in her Grandeur..... $5 00

FOR PRICE LIST OF SLIDES SEE PAGE 127.

78 Jerusalem in her Decay..... 6 00
79 Washington Crossing the Delaware 6 00
80 The Prodigal Son.. 6 00

Rack-Work Panoramic Slides.

This new form of slide makes possible the perfect exhibition of effects with long moving glass, which, with other forms heretofore tried, have generally resulted in failure, through lack of the proper mechanical movement. Our improved form consists of a handsomely finished frame about 12 in. long by 4in. wide. Motion is conveyed to the long glass by a shaft and train of gears actuated by a crank on the outer face of the frame; the movement is smooth and graceful, so that boats or cars or clouds or whatever may move along on the glass with continuous regularity.

The following are some of the effects:

81 Flight of Aurora..$12 00
82 Flight of a Soul... 12 00
83 New York City and Hudson River by Day, Coney Island Steamer pass ng.. 12 00
84 Same by Night, City and boat illuminated 12 00
85 Grand Canal, Venice — Gondolas passing.....(day) 12 00
86 Same, Moonlight scene.....12 00
87 Train of cars passing over Bridge, Night Scene, train illuminated and sparks flying from Engine 12 00
88 Swan Boats moving 12 00
Scene, Central Park, N. Y. The boats are photographs of the famous boats so well patronized, especially by children.

Mechanical and Dissolving Slides in Sets.

Photographs all colored, requiring a dissolving stereopticon for display.

89 Grand Canal, Venice. Price, set 3 slides,$13 00
Day view dissolves into Night view, buildings illuminated. (While No. 2 is on screen No. 1 should be removed and No. 3 put in its place.)
No. 3. Gondolas appear and glide along. (Rack-work panoramic.)
90 Train of Cars. Price, set 2 slides.....$11 50
No. 1—Picturesque View of Arched Bridge.
No. 2—Train of Cars. (Rack-work panoramic)
91 Swan Boats on Lake, Central Park, N. Y. Price of set of two slides $11 50
No. 1—View of Lake in Park
No. 2—Swan Boats glide by. (Rack-work panoramic)
92 New York and Hudson River. Price of set 3 slides $13 00
No. 1—New York City, West Side, River Front by day, dissolves into
No. 2—Same View by Moonlight, City lighted
No. 3—Rack-work panoramic, Coney Island Steamboat passes lighted while No. 2 is on the screen
93 St. Angelo's and St. Peter's, Rome. Price, per set 3 slides....$5 00
No. 1—View of Rome, St. Angelo and Dome of St. Peter's prominent, day light, dissolving into
No. 2—Same View by Night, City lighted
No. 3—Mechanical Rack-work Fireworks from Tower of St. Angelo
94 Holland Windmill. New design. Price per set of two slides.....$4 50
No. 1—Day Scene, sails revolving (mechanical), dissolves into
No. 2—Moonlight View of Mill, sails at rest, windows lighted
95 Windmill. Fine new design. Price, set of 3 slides $7 50
No. 1—Day View, sails revolving, dissolves into
No. 2—Night View—
No. 3—Moon rises and water ripples. (Mechanical.)
96 Watermill. New design (fine). Price per set of 5 slides.....$10 50
No. 1—Mechanical—Summer Scene by Day, Wheel in motion.
No. 2—Night approaches, wheel stops. Moon rises, water ripples (mechanical).
No. 4—Moonlight, winter scene.
No. 5—Mechanical Snow Effects.
No. 3—Winter Scene, wheel frozen, dissolves into No. 4.
97 Brooklyn Bridge. Price per set 3 slides....$6 00
No. 1—Bridge by Day, dissolves into
No. 2—Bridge by Night
No. 3—(Mechanical) Moon rises and lights appear on bridge, on boats and in City.
98 The Witch's Caldron. Price per set two slides $6 00
No. 1—(Mechanical.) Old Woman standing by boiling caldron raises her arm—
No. 2—Imps come out of caldron in a cloud of smoke.
99 Flight from Pompeii—Two slides, one mechanical showing smoke and lava—price of set .....$ 3 50

Mechanical Slides.

100 Lever Slide and Panorama of Ships. The ships are seen through the portholes in the cabin, which is all in motion. Man seen in berth sick. Two Slides. Very effective..$11 50
101 Bear Hunt. View in Arctic regions. Moon plays on the water and disappears. Bear comes on rock. Boat sails up. Men fire. Bear falls on ice. Two slides. Five effects..... 8 50
102 Vision of the Golden Candlestick and Angel. Two slides..... 7 50
103 Refraction of Light in the Polar Seas. Spectral ships. New..... ..... 7 50
104 Spider's Web. Fashionably dressed young lady in the center, around whom a number of admirers revolve. Two Rack-work slides.....13 50
105 Panoramic Slide View. Straits of Dover with Calais-Douvres steaming past.... 7 50
106 Panoramic Slide View. Mid-Atlantic, mail steamer Britannic, steaming past 7 50
107 Harpooning the Whale. Effect, smashing the boat Two slides..... 9 50
108 The Mail Steamer Arizona, Striking the Iceberg (movable). Two slides10 50
109 Water Wheel. Summer view. Wheel turning. Winter Effects of Moon playing on the water, and Swan with moving head. Four slides19 50
110 Windmill, sails in motion. Summer and winter. Two slides..... 10 50

FOR PRICE LIST OF SLIDES SEE PAGE 127.

111 The Magic Fountain, rack effect of water playing. Two slides 10 50
112 Fishing, a bite, and comical effects. Two slides..... 6 50
113 A Child's Dream of Christmas. Two slides..... 7 50
114 The Kaleidscope. 2 50

Natural Clouds.

Plain slides 50 cents each. Colored and wood-mounted, three-inch circle, $1.50 each. These may be used with single or dissolving lantern, and produce beautiful effects with other plain photographs.

1 Sunrise
2 Sunset
3 Breaking away
4 Broken Sky
5 Flecked Sky
6 Thunder Storm

Water.

1 Shores of Old England
2 Storm at Sea
3 All that was left of the Homeward Bound
4 Niagara Falls
5 Rapids, Niagara

Cloud and Water.

1 Sea Gull's Rock
2 Venetian Boating Scene
3 Ship on Fire at Sea
4 Shipwrecked Mariners

Snow and Ice.

1 A Winter Landscape
2 Icicles at Niagara
3 Glacier in the Alps
4 Minnehaha Falls
5 Mt. Washington

Dotheboy's Hall.

By Charles Dickens. (Life.)

12 slides with reading, $3.00.

1 "This is twopenn'orth of Milk, is it Waiter?"
2 "Number one may take a Drink"
3 "Now, Nickleby, come tumble out, will you?"
4 "There, this is our Shop, Nickleby!"
5 "Here, you Smike; take away now, look sharp!"
6 Mr. Squeers called up the first class
7 "Mrs. Squeers, my dear, will you take the money?"
8 He encountered the upturned face of Smike
9 Squeers caught the Boy firmly in his grip
10 "Wretch! touch him at your peril"
11 Nicholas beat the Ruffian till he roared for mercy
12 "Will you shake hands?"

The Death of Paul Dombey.

By Charles Dickens (Life)

6 slides with reading, $3.00

1 He told Floy of his Dream
2 Voices asked softly how he was
3 He was visited by three grave Doctors
4 "Floy," he said, "What is that?"
5 Her own poor blighted child
6 "The Light is shining on me as I go!"

Neslie's Sacred History.

1 The Earth without form and void
2 Waters gathered in one place, dry land appears
3 The Earth yields grass and fruit trees
4 God places two great lights, and stars also
5 God creates the fowl and fish
6 God creates cattle, creeping things and beasts
7 God creates man and gives dominion
8 God forms woman from the rib of man
9 The woman, being tempted, eats
10 The woman accuses the Serpent of beguiling her
11 God drives Adam and Eve from the garden
12 Adam, Eve, Cain and Abel, the first human family
13 Cain's offering rejected
14 Cain kills his brother Abel
15 The Curse of Cain
16 Cain builds the first City
17 The Three Tribes descended from Cain
18 The Wickedness of Mankind before the Flood
19 God Commands Noah to build the Ark
20 The flood destroying man and beast
21 Interior of Ark, Noah and family surrounded by animals
22 The dove coming to Noah with the olive branch
23 Noah's sacrifice
24 Scattering of the tribes from Babylon
25 Destruction of the cities of the plain
26 Jacob's dream
27 The dreams of Joseph
28 Joseph thrown into the well
29 Joseph sold by his brethren to the Midianites
30 Joseph's bloody coat shown to Jacob
31 Joseph interprets the dreams of the butler and baker
32 Joseph interprets Pharaoh's dream
33 Joseph raised to honor by Pharoah
34 The cup found in Benjamin's sack
35 Simeon detained by Joseph
36 Joseph makes himself known to his brethren
37 Joseph meets his father in Goshen
38 Jacob blesses his twelve sons
39 The Angel of the Lord appears to Moses
40 Pharaoh and his hosts drowned in the Red sea
41 Moses strikes the rock at Rhephidim
42 Moses receives tablets at Mount Sinai
43 Moses delivering the law to the people
44 The golden calf
45 Falling down of the walls of Jericho
46 Gideon defeats the Midianites with lamps and trumpets
47 Samson and the lion
48 Samson killing the Philistines with the jawbone of an ass
49 Samson betrayed by Delilah
50 Samson grinds corn in the prison house
51 Samson destroying the temple
52 David slaying Goliah
53 The raising of Samuel by the witch of Endor
54 Absalom entangled in the oak
55 Elijah ascending to Heaven in the presence of Elisha
56 David bringing the Ark from Kirgarth-Fearim
57 Children in fiery furnace
58 Daniel in the lion's den
59 Jonah cast into the sea
60 Jeremiah weeping over Jerusalem

Overbeck's Gospel Illustrations.

1 The Annunciation to Mary.
2 The salutation of Elizabeth to Mary

FOR PRICE LIST OF SLIDES SEE PAGE 127.

3 The naming of John the Baptist
4 The birth of Christ
5 The presentation of Jesus in the temple
6 The offering of the Wise Men
7 The flight into Egypt advised by an angel
8 The slaughter of the innocents
9 Jesus in the workshop of Joseph
10 Jesus in the temple
11 John baptizes Jesus
12 The wedding at Cana, water made wine
13 Jesus healing the sick
14 The calling of Matthew
15 Jesus' feet annointed by a sinner
16 Jesus preaching from a ship
17 Parable of the good seed and the cockle
18 Who is the greatest in the Kingdom of Heaven
19 Jesus in the house of Mary and Martha
20 The return of the prodigal son
21 Christ raises Lazarus
22 Christ entering Jerusalem
23 Jesus speaks against the Pharisees
24 The five wise and the five foolish virgins
25 Christ washing the feet of His disciples
26 John leaning on Jesus' bosom
27 The Apostles asleep
28 Christ bound and led to judgment
29 Christ thrice denied by Peter
30 Herod and Pilate made friends
31 Barrabas released and Jesus delivered to be crucified
32 Christ scourged
33 Behold the man (Ecce Homo)
34 Christ bearing the cross
35 The crucifixion of Christ
36 The burial of Christ
37 The resurrection of Christ
38 Christ appears to Thomas
39 Christ commending His flock to Peter
40 The ascension of Christ

Life of Our Savior.

Second Series.

BY GEORGE HAHN.

1 The good shepherd
2 The prodigal son's return
3 Poor widow's mite
4 The good Samaritan
5 I am the vine
6 Parable of the sower
7 Wise and foolish virgins
8 Christ and woman of Samaria
9 In My Father's Home
10 Cup of cold water
11 I am with you always
12 Stabat Mater

Raphael's Frescoes in Vatican.

1 School of Athens
2 Last supper discussed by fathers of church
3 The church robber, Heliodor driven from temple
4 The Apostols Peter and Paul appearing to Attila, King of Huns
5 The Parnassus
6 Burning castle of Rome
7 The miracle at the Mass of Bologna
8 St. Paul released

Stations of the Cross.

1 Jesus condemned to death
2 Jesus is laden with the cross
3 Jesus falls the first time under the weight of cross
4 Jesus meets His mother
5 Jesus helped by the Cyrenian to carry His cross
6 Veronica wipes the face of Jesus.
7 Jesus falls beneath the cross the second time
8 Jesus consoles the women of Jerusalem
9 Jesus falls beneath His cross the third time
10 Jesus is stripped and given gall to drink
11 Jesus is nailed to the cross
12 Jesus is raised on the cross and dies
13 Jesus is taken down from the cross
14 Jesus laid in the holy sepulchre

Old Testament Scenes.

With Reading.

1 The Temptation of Adam
2 The fall of man
3 The deluge
4 Abraham sends Hagar away
5 Hagar and Ishmael in desert
6 Abraham's sacrifice
7 Jacob in House of Laban
8 Joseph's brothers dipping his coat in goat's blood
9 Joseph interprets Pharaoh's dream
10 Joseph raised to honor by Pharaoh
11 Moses before Pharaoh
12 The Destroying Angel
13 Moses strikes the rock
14 The golden calf
15 Moses and the brazen serpent
16 Boaz and Ruth
17 Jephthah's daughter and her companions
18 David playing before Saul
19 Esther accuses Haman
20 Jeremiah weeping over Jerusalem
21 Toilet of Judith
22 Judith going to seek Holofernes
23 Judith in Holofernes' tent
24 Judith showing head of Holofernes

Arlington, Texas, April 8, '93.

McIntosh Battery and Optical Co., Chicago, Ill.:

GENTLEMEN: * * * I have worked the Saturator not one hundred, but one thousand times. I never think of having a failure. * * *

Yours truly,
OSCAR J. LAWRENCE.

Berdan, Ill., January 4, '93.

McIntosh Battery and Optical Co., Chicago, Ill.:

DEAR SIRS: The Compressed Oxygen Outfit and Ether Saturator, recently ordered from you, to hand and tested in public exhibition last night with entire satisfaction

Yours truly,
S. B. BROCK.

FOR PRICE LIST OF SLIDES SEE PAGE 127.

McIntosh Battery and Optical Co.:

I gave two lectures on the World's Fair Friday and Saturday, October 21st and 22d, using your lantern outfit, which is causing great satisfaction in the church and community.

CHARLES M. SHELDON,
Central Church, Topeka, Kas.

McIntosh Battery and Optical Co.:

GENTLEMEN: The lantern and appurtenances came and we have tried them once. So far as I can discover, everything works perfectly, and we are entirely satisfied.

GEORGE E. FELLOWS,
Indiana University, Bloomington, Ind.

Chicago, April 2, '92.

McIntosh Battery and Optical Co., Chicago, Ill.:

GENTLEMEN: We have used the Ether Saturator and the Compressed Oxygen outfit for three months, and like them very much. One package of chemicals is hardly enough for one filling. We run now one hour, and want it to run an hour and a quarter. We have bought all our chemicals from the McIntosh B. & O. Co. By putting in 1¼ of packages of chemicals we can get it to run as long as we wish. We get a very good light. Quite a number of entertainments have been given, and nine times out of ten people come to us and say that we have produced the best pictures they ever saw.

Everything works all right. This outfit is a great success.

JNO HEBDON.

FOR PRICE LIST OF SLIDES SEE PAGE 127.

Write for Educational Catalogue.

PHYSICAL, CHEMICAL, AND PHILOSOPHICAL APPARATUS

For the PUBLIC SCHOOLS, UNIVERSITIES, ACADEMIES, Etc., Etc.

Ask for Microscope Catalogue.

MICROSCOPES AND ACCESSORY APPARATUS . . . .

Staining, Injecting and Mounting Media of Every Description.

WE ARE DEALERS, IMPORTERS AND MANUFACTURERS.

McIntosh Battery and Optical Company,

CHICAGO.

OUR

Electro= . .

Therapeutical

Catalogue

CONTAINS OVER 200 PAGES.

Besides being an index to the most approved Electro-Therapeutical Apparatus that has stood the test of experience, it is a veritable work on Electro-Theraphy, containing many articles from leading men in that branch, and should have a place in every physician's library.

It will be mailed to physicians upon application WITHOUT CHARGE.

Write for "C. C." Catalogue.

McIntosh Battery & Optical Co.

--- CHICAGO ---

GENERAL INDEX

—OF—

LANTERNS AND THEIR ACCESSORIES

—AND—

OTHER ITEMS OF INTEREST.

PAGE.

Advertising Stereopticons..... 7
Amateur Photography.....74 75
A Profitable Business..... 8
Articles for Projection..... 66
Attachments, Microscope..... 28
" Opaque..... 20
" Solar Microscope..... 61
" Vertical..... 30
Arc Light Lanterns.....42a, 43, 44, 47

Bands of Hope..... 6
Burners or Jets.....53 54
Boxes, Grooved..... 60

Camera, Genie.....74 75
" Kodak..... 74
" Photo-Micrographic..... 73

Care of Lenses..... 110
Cautions..... 123
Chemicals..... 80
Compressed Oxygen Outfit..... 97
Condensers, see Lenses..... 79

Directions for Centering and Focusing the Light..... 107
Directions for Connecting up the Lantern with the Saturator.....87 88
Directions for Dissolving with the Oxy-Ether Light with either Gas-bag or Cylinder Pressure..... 93
Directions for filling Ether Saturator..... 85
Directions for Hanging Screen..... 105
Directions for making Hydrogen..... 102
Directions for making Lantern Slides 111
Directions for making Oxygen Gas, 94, 97, 99..... 99
Directions for making Pressure Boards..... 104
Directions for making Screens..... 105
Directions for Managing an Exhibition..... 109
Directions for Managing McIntosh-Arnold Self Condensing Oxygen Retort and Cylinder..... 99
Directions for Managing New Model Sunlight-Oil Lamps..... 16
Directions for Managing Oxy-Ether Light and Saturator..... 87
Directions for Managing the Oxy-Hydrogen Light with Gas-bag..... 91
Directions for Managing the Portable Lime Light and Lantern.....121, 122

PAGE.

Directions for Using the Compressed Oxygen Outfit..... 98
Directions for Using the Oxy-Ether Light with Gas-bag and Saturator 89
Directions for Using the Oxy-Ether Light with Cylinder and Saturat'r 89
Directions for Using the Solar Microscope and Stereopticon Combination..... 62
Dissolving Key, No. 1..... 47
" " No. 2..... 48
" " High Pressure..... 49
" " Triple High Pressure..... 50
Dissolver Lubricator..... 26
Domestic Lecture Sets..Index Page III
Double Needle Valve..... 52

Electric Incandescent Sciopticon.... 46
" Arc Light Triple..... 44
" Lamps..... 45
" Arc Light Single Lanterns. 43
Ether..... 81
Ether Saturator..... ...83 to 93

Focusing..... 107
Foreign Lecture Sets....Index Page IV

Gas Bags..... 103
Gas-bag, Oxygen Making Outfit..... 94
Gas and Gas Making Apparatus..94 to 124
General List of Lantern Slides..... 131
" " of Sets of Slides, Index Pages.....III and IV
General Price List, Itemized Index Pages.....X and XI
Generator for Hydrogen..... 102
Goose Necks..... 54
Grand Army of the Republic Posts... 6
Gauge..... 51

Heliostat..... 61
How to have Goods shipped..... 9
How to Order..... 9
How to Prevent Popping Out..... 93
How to Remit..... 9
Hydrogen, to Make..... 102

Illustrations for Projection..... 125
Improved Cylinder Gauge..... 51
" " Key or Wrench.. 52

Jets, Adjustable, No. 1..... 53
" " No. 2..... 53

PAGE.

Jets, Adjustable, No. 3..... 54
" Mechanical..... 54

Kodak Cameras..... 74

Lamp, Alcohol..... 94
" Argand..... 12
" Improved Reading..... 57
" Incandescent..... 45
Lamp, Students..... 12
" Sun-light Oil.....14, 15
Lantern Slides, How to make..... 111
" Slide Plates..... 76
" Slides, Prices of..... 127
" Slides, General List of..... 131
" Slides, Special to order..... 128
" Outfits.....112, 113, 114
Laws of Objectives..... 77
Lectures..... 6
Lecture Readings..... 126
Lecturer's Electric Signal..... 56
" Reading Lamp..... 57
" " Stand..... 58
Lenses..... 79
" Condensing..... 79
" Cosmorama..... 79
" Laws of..... 77
" Plano and Double Convex.... 79
" Projection..... 77
" Stereopticon Objectives..... 78
Light for Projection..... 82
Limes..... 80
Lodges..... 6

Magnifying Power of Stereopticon Objectives..... 77
Mailing Rates for Slides..... 9
Medical Colleges..... 5
Microscopy..... 6
Microscope Attachments..... 28
Microscopes, Solar and Stereopticon Combination..... 61
Microscopes, Clinical..... 72
" Professional.....69, 70
" Scientific..... 72
Most Important Page in the Catalogue..... 9

Objectives, Stereopticon.....77, 78
Object Teaching..... 64
Occident to Orient.....4, 229
Oxygen, to Make.....94, 98, 100

Parlor Entertainment..... 6
Portable Lime Light and Lantern, 115 .....to 124
Precaution in Making Gas..... 95
Pressure Boards..... 104

PAGE.

Retorts.....94, 97, 99
Renting Slides..... 129

Saturator, Ether.....83, 84, 85
" Diagram of.....87, 92
Sciopticons, Arc Light..... 43
" Argand..... 11
" Chicago Model..... 24
" Electric.....46, 47
" McIntosh, No. 1..... 13
" " No. 2..... 17
" " No. 3..... 17
" " Opaque...20, 21
" Dissolving..... 19
" Special Features of.... 18
Screens.....55, 105
Screen Frames..... 55
" Rope..... 80
Self Condensing Oxygen Retort and Cylinder..... 99
Signal—Electric..... 57
Slide Boxes, Grooved..... 60
Slide Mounts..... 59
Slide Protectors, Tin..... 59
" " Wood..... 59
Slides, Renting..... 129
Solar Microscope and Stereopticon Combination..... 61
Stereopticons, Biunial..... 32
" Combination..... 27
" College.....29, 30
" Chicago Model..... 25
" " " Triple 37
" Exhibitor's..... 22
" " Pair of..... 23
" Phœnix.....23a
" Scenic Tri-Opticon.... 38
" Society..... 10
" Tri-Opticon..... 40
" Royal Chicago..... 41
" " " Aluminum 41
" Royal Photo-Opticon.. 34
" "Knock Down"..... 42
" Arc Light Electric Single..... 43
Stereopticon, Arc Light Electric Triple..... 44
Sunday Schools..... 6

Temperance Societies..... 6
Terms..... 9
Testimonials.....16, 36, 67, 68, 86, 90, 229, 237

Valve, Double Needle..... 52
Vertical Attachment..... 31

Wash Bottles.....94, 97, 99
Wilson's Lantern Journeys..... 234

DOMESTIC LECTURE SETS.

	PAGE.
Abide with me	297
America or The Land We Live in	272
Austria	280
Ben Hur	277
Bible History	274
Birth of the Water Babies	299
Boston	281
Bottle, The	284
Chicago	281
Christmas Hymns	283
Constantinople	280
Death of Paul Dombey	317
Dotheboy's Hall	317
Drunkard's Daughter	284
" Progress	284
" Reform	285
English History	273
Egypt and the Egyptians	275
Far West	282
Father, Dear Father, Come Home	285
Flight of a Soul	296
Flying Time	299
French History	274
From Damascus to the Sea	275
From Earth to the Moon	279
From Champagne to the End	285
Gambler's Career	285
Germany	280
Girl and the Butterfly, The	301
Greenland's Icy Mountains	296
Hebe's Revenge upon Cupid	300
History, Bible	274
" French	274
" of England	273
Historic Places	282
Home, Sweet Home	283
How They Live in Egypt	276
Ill-Fated Ship	283
Important Events in European History	283
Jerusalem	278
Journey of Aurora	299
Last Voyage of Ocean Steamer	283
Leap for Life	282
Life of a Country Boy	284
Life of a Slave	283
Life of Grant	273
Life of Jesus	274
Life of Martin Luther	273
Life of Napoleon Bonaparte	273
Life of our Savior	274
Life of Washington	273
Life and Times of Columbus	277
London	280
Lord's Prayer	285
Luray Cave	279
Mammoth Cave	279
Man and Beast	284
Milan, Genoa and Pisa	280
Mottoes	284
Naples and Pompeii	280
Natural Phenomena	283
New Tale of a Tub	283
New York	281
Niagara	281
Nileland	275
Nile, Tombs and Temples	276
Noted Women of the Bible	302
New Orleans	282
Old Roman World	282
Old St. Augustine	282
Paris	281
Philadelphia	281
Pilgrim's Progress	282
Portugal	280
Richmond	281
Rip Van Winkle	282
Rome	281
Round About Jerusalem	278
Sacred History	274
Seven Ages of Man	282
Seven Periods of Young America	302
Seven Stages of Modern Girlhood	301
Soldier's Return	284
Stomach of a Drunkard	284
Taking of Petra	278
Tam O'Shanter	283
Temperance Slides	284
Ten Nights in a Bar Room	284
Ten Commandments	285
The Last Voyage of the Ocean Steamer	283
The World	300
Thousand Miles in Nile Land	275
Tour of the World	279
Tour with the Goddesses	302
Two Paths of Virtue and Vice	283
Uncle Tom's Cabin	282
Visit of St. Nicholas	283
Voyage of Life	283
Walk About Venice	282
Washington	281
White Mountains	280
Wonders of the World	277
Yosemite	281

FOREIGN LECTURE SETS.

	PAGE.
Abbeys and Castles of England	247
Adventures of Brown, Smith, Jones and Robinson	266
Adventures of Mr. Briggs with a Bull	266
Aladdin, or the Wonderful Lamp	267
American, Franklin Search Expedition	254
An Old Story	271
Antiquities at Athens	249
Arctic Regions	244, 254
Astronomy	262
Baalbec and Palmyra	251
Bashful Man, The	270
Ben Nevis and Its Observatory	254
Biography of Bread	264
Biography of a Bale of Cotton	265
Boons and Blessings	271
Burmah	248
Buy your own Goose	270
Caudle Lecture	265
Central Africa	243
Children's Short Stories	266
" Entertainment No. 1	257
" " No. 2	258
Children in the Woods	267
China and the Chinese	241
Cinderella	267
Cock Robin	266
Comic Tales and Children's Short Stories	265
Cotter's Saturday Night	268
Curfew Must Not Ring To-night	268
Dan Dabberton's Dream	269
Dick Whittington	266
Drunkard's Children	270
English Lake District	255
English Cathedrals	249
Egypt	241
Eva, Service of Song	268
Foolish Toper	272
Forth Bridge	249
Franklin Search Expedition	254
Friendless Bob	269
Funny Little Boy	264
Funny, Funny, Very Funny	268
Gin Fiend	272
Gin Shop, The	270
Going, Going, Gone	265
Greenland's Icy Mountains	256
Gossips, The	269
General Description and Statistics of London	254
Haddon Hall	264
Harlot's Progress	271
Heathen Chinee	264
Highlands of Scotland	246
History of Coal	264
Holland, Picturesque	246
Holy Land	250
Honey Stealers	268
How I Minded the Baby	265
Humors of an Election	260

	PAGE
India	234, 242, 243, 248
Irish Wit and Humor	265
Ireland, No. 2 and No. 1	245
Italy	253
Italian Lakes	255
Jackdaw of Rheims	270
Jack, the Conqueror	270
" the Giant Killer	267
" and the Bean Stalk	267
Jane Conquest	269
John Hampden's Home	271
John Ploughman's Pictures	259
John Tregenoweth	259
Joseph, Service of Song	267
Land of the Rose, Shamrock and Thistle	251
Life of John Wesley	263
Little Tiz	272
Little Red Riding Hood	266
London to Rome	253
Liverpool	260
Man and Calf	266
Marley's Ghost	269
Mary Queen of Scots	264
Marriage a la Mode	271
Mediterranean	252
Microscopic Gems	260
Microscopic Objects	261
Modern Egypt and its People	241
Mother's Last Words	269
Morocco and the Moors	256
Mr. O'Toole's Adventures with His Umbrella	266
Mysore	243
Norway, Hardanger Fjord	247
" Rambles in	249
" Western	246
Nursery Rhymes	265
Old Coaching Days	264
Old Curiosity Shop	268
Old Mother Hubbard	267
One Good Turn Deserves Another	265
Our Comical Cats	265
Our Comical Dogs	265
Outcast London	263
Peep into Nature through a Microscope	260
Picturesque Scenery of Devonshire	254
Pilgrim's Progress	258, 259
Progress of Intemperance	270
Rake's Progress	271
Return from the Tavern	271
Reynard the Fox	265
Rhine, The	247
Robinson Crusoe	268
Rochester Cathedral	249
Rome	253
" Ancient and Modern	244
Romance of History	257
Route to India	242
Round the World in a Yacht	244
" " " with a Camera	244
Rumors of an Election	271
Scotland, Highlands of	248, 257
" Lowlands of	252

	PAGE.
Shakespeare and His Country	249
Sir Isaac Newton and the Apple	266
Simon and his Pig	266
Signal Box, The	267
Solar System, Illustrated	262
Spain	248
Story of a Pound of Sugar	264
Stanley in Africa	240
Switzerland	252
Tale of Tea	264
Temperance Slides	270
Tipsy Geese	272
The Travels of The Sultan of the Ragobaga in Grogofland	270
The Seasons	265
Thousand Miles up the Nile	250
Three Bears, The	267
Tour Through N. Wales	263
Tom Thumb	266
Trial of Sir Jasper	271
Ultima Thule	256
Up the Congo	240
Village Blacksmith, The	269
Whiskey Demon, The	270
Worship of Bacchus	272
Wreck of the Hesperus	264
Year Within the Arctic Circle	244

GENERAL INDEX OF SLIDES.

PAGE.

Abbeys and Castles of England..... 247
Abide With Me.....297, 298
Additional Scientific..... 306
Adventures of Brown, Smith, Jones, and Robinson..... 266
Adventures of Mr. Briggs with a Bull 266
Africa.....179, 180, 240, 243, 256
Alabama..... 169
Aladin, or the Wondetful Lamp..... 267
Alaska.....211, 212
Alhambra..... 201
America, South..... 175
American History.....173, 174
America, or The Land We Live In.... 272
American Mechanics..... 292
American Franklin Search Expedition..... 254
American Protestant..... 292
Anatomical, Pathological..... 303
Anatomy, Microscopic..... 307
Anatomy and Physiology.....306, 307
Ancient Mariner..... 297
An Old Story..... 271
Antiquities at Athens..... 249
Arabia, E. L. Wilson's.....226, 228, 230
Arctic Regions.....244, 254
Art, Asiatic..... 209
" Greek 207, 208
" Peloponnessus..... 210
Astronomy, ...262, 304
Astronomical, Movable..... 304
Austria.....205, 206, 280
Australia..... 183

Baalbec and Palmyra..... 251
Bacilli..... 308
Bashful Man, The..... 270
Beautiful Companion Pieces..... 296
Belgium..... 194
Ben Hur..... 277
Ben Nevis and its Observatory..... 254
Berlin..... 254
Bible History..... 274
Bible Illustrations, Doré..... 213
Big Trees..... 158
Biography of Bread..... 264
" of a Bale of Cotton..... 265
Birds..... 309
Birth of the Water Babies..... 299
Boston.....151, 281
Botany.....305, 306
Botanical..... 306
Books on the World's Fair Slides.... 141
Boons and Blessings..... 270
Bottle, The..... 284
Brazil..... 175
Burmah..... 248
Buy your own Goose..... 270

California.....157, 158
Caudle Lectures..... 265
Carolina, North..... 169
" South..... 168
Central Africa..... 243
Ceylon..... 180
Chicago..... 281
" Fire Views..... 142
China and the Chinese.....210, 241
Christmas Hymn 283, 296
Children's Entertainment, No. 1..... 257
Children's Entertainment, No. 2..... 278
" in the Wood..... 267
" Short Stories..... 266
Children of Israel..... 289
Cinderella..... 267
Clouds and Water..... 317
Cock Robin..... 266
Colorado..... 153
Colored Photographic Slipping Slides, 294
Columbia, British..... 212
"s..... 293
Slipping Slides..... 294

PAGE

Comic Tales and Children's Short Stories..... 265
Constantinople..... 280
Connecticut..... 152
Corea.....210a
Crayon Caricatures.....293, 294, 295
Chromatropes..... 315
Crusades, The.....218, 219
Cotter's Saturday Night..... 268
Crystallography..... 305
Cuba..... 213
Curfew Must Not Ring To-night..... 268
Dan Dabberton's Dream..... 269
Death of Paul Dombey..... 317
Dick Whittington..... 266
Domestic Lecture Sets..... 272
Dioramic Sliding Movement Slides... 315
Dissolving Views with Magnificent Movable Effects..... 314
Dissolving Views.....310, 311, 312, 313, 314
Doré's Illustration of The Ancient Mariner..... 297
Doré's Illustration of Dante's Inferno 297
" " of Milton's Paradise Lost..... 297
Doré's Bible Illustrations, 213, 214, 215, 297
Dotheboy's Hall..... 317
Denmark..... 203
Drunkard's Daughter..... 284
" Progress, The..... 284
" Reform, The..... 285
" Children, " 270

Educational Slides..... 304
English History..... 273
England, 183, 184, 185, 186, 247, 249, 254, 255..... 260
English Cathedrals..... 249
English Lake District..... 255
Egypt and the Egyptians..... 275
" E. L. Wilson's personally photographed Slides, 219, 220, 221, 222, 223..... 250
" The Great Pyramids..... 224
" and the Nile.....224, 225
" 223, 241, 275
" Colored Slides of..... 295
Eva, Service of Song..... 268
Extinct Animals..... 306

Far West..... 282
Fairmount Park..... 147
Father, Dear Father, Come Home.... 285
Flight of a Soul, A..... 298
From Champagne to the End..... 285
" Damascus to the Sea..... 275
" the Earth to the Moon..... 279
Florida..... 168
Foolish Toper, The..... 272
Foreign Lecture Sets, 240, Index Page IV
Forth Bridge..... 249
France.....190, 193, 194, 217
French History..... 274
Fishes..... 310
Franklin Search Expedition..... 254
Friendless Bob..... 269
Flying Time..... 299
Funny Little Boy, A..... 264
Funny..... 265

Gambler's Career..... 285
Georgia..... 168
Germany.....190, 191, 192, 247, 254, 280
General Description and Statistics of London..... 254
Greenland's Icy Mountains..... 256
Greenland's Icy Mountains (Hymn). 296
Gossips, The..... 269
Gin Fiend..... 272
Gin Shop, The..... 270
Girl and the Butterfly, The..... 301
Geology..... 305

	PAGE.
Grand Canon of Arkansas	153
Grand Army of the Republic	292
Going, Going, Gone	265
Greek Art	207, 208
Greece	207, 249
Harlot's Progress	271
Havana Glen	145
Hawaiian Islands	165, 166
Hebe's Revenge upon Cupid	300
Home, Sweet Home	283, 296
How I Minded the Baby	264
Highlands of Scotland	248
Heathen Chinee	264
History of Coal	264
Haddon Hall	264
Honey Stealers	268
History, American	173, 174
" U. S., Early	175
" " Modern	175
Historic Places	232
History of the Bible	274
" of France	274
" of England	273
How They Live in Egypt	276
Holland, Picturesque	246
"	205, 246
Holy Land, The	251
Honey Bee	303
Human Physiology	307
Hymns	289, 290
Hymns, Words Only	290
Hymn, Greenland's Icy Mountains	296
Ideal War	174
Important Events in European History	283
India	180, 181, 182, 183, 242, 248
Indians	159
Indian War	160, 161
Irish Wit and Humor	264
Ireland	189, 190, 245, 246
Italy	199, 198, 200, 201, 244, 253, 255
Ill Fated Ship	283
Illinois, Chicago	131 to 142, 281
" World's Columbian Exposition Slides	132 to 141
Isle of Wight	187
Ireland Nos. 1 and 2	245, 246
Italian Lakes	255
Jack the Giant Killer	267
" and the Bean Stalk	267
Jane Conquest	269
John Tregenoweth	259
John Ploughman's Pictures	259
Johnstown Disaster	146, 147
John O'Foster's Illustrated Sermon	
Children of Israel	289
Journey of Aurora, The	299
Jerusalem	278
Joseph—Service of Song	267
Jack, the Conqueror	270
Jackdaw of Rheims	270
Japan	210a
John Hampden's Home	270
Knights of Pythias	292
Land of the Rose, Shamrock and Thistle	251
Last Voyage of Ocean Steamer	283
Leap for Life	282
Lever Slides	314
Life of Jesus	274
" Our Saviour	274
" Grant	273
" Napoleon Bonaparte	273
" Martin Luther	273
" Washington	273
" Napoleon	273
" John Wesley	263
" a Country Boy	284

	PAGE.
Life of a Slave	283
Life and Times of Columbus	277
Little Red Riding Hood	266
Little Tiz	272
Liverpool	260
Luray Cave	279
London	183, 184
London to Rome	253
London	281
Lord's Prayer, The	285
Louisiana	166, 167, 168
Lowlands of Scotland	252
Mary Queen of Scots	264
Man and Calf	266
Man and Beast	284
Marley's Ghost	269
Mariposa	158
Massachusetts	151
" Boston	151
Maine	150
Maps	304, 305
Man of War	174, 175
Maryland	171
Marriage, a la Mode	271
Mammoth Cave	279
Mississippi	169, 170
Milan, Genoa and Pisa	280
Modern Egypt and its People	241
Masonic	291
Microscopical Objects	261, 262
Microscopic Gems	260
Morocco and the Moors	256
Mr. O'Toole's Adventure with His Umbrella	266
Mottoes	285
Mediterranean, The	252
Mysore	243
Mechanical Dissolving Slides in Sets	316
Mechanical Slides	314, 315
Micrococci	308
Minnesota	152
Mexico	161, 162, 163, 164, 165
Mother's Last Words	269
Niagara	145, 146, 281
Natural Phenomena	283
North Carolina	169
New Jersey	173
New York	143
New Orleans	166, 282
New Tale of a Tub	283
New York State	143, 144, 145, 146, 215, 216
New York City	281
Niagara Falls	145, 146, 215, 216
New Hampshire	150
New Mexico	153
Natural History	309
Natural Clouds	316
Norway, Western	246
Norway Hardanger Fjords	247
Norway, Rambles in	249
Norway	203, 246, 247, 249
Naval	174
Niagara	145
Napoleon Series	217
Naples and Pompeii	280
Nile, Tombs and Temples	276
Nile, The	224, 225
Noted Women of the Bible	302
Nursery Rhymes	265
Neslie's Sacred History	317
Overbeck's Gospel Illustrations	217
Ober Ammergau	198
Ocean Steamers	290
Odd Fellows	292
Order of the Eastern Star	293
Old Coaching Days	264
Old Curiosity Shop	268
Old Mother Hubbard	267, 268
Old St. Augustine	282
Old Roman World	282

PAGE.

One Good Turn Deserves Another.... 265
Our Comical Cats..... 265
Our Comical Dogs..... 265
Outcast, London..... 263

Palestine and Syria, E. L. Wilson's. 232, 233, 234, 235, 236, 251
Palestine and Sinai..... 238
Panoramic Sliding Movement Slides. 315
Panoramic Rack Work..... 315
Paris..... 281
Passion Play..... 198
Patriotic Order Sons of America..... 293
Patriotic..... 285
Peep into Nature Through the Microscope..... 260
Pennsylvania.....-147, 148, 149, 150
" Philadelphia.....147, 148
Picturesque Scenery of Devonshire... 254
" Holland..... 246
Picture Sermons.....230, 231
Pig Tail Comedy and Pig Tail Tragedy 295
Pine Ridge Agency Indian Outbreak, 160, 161
Piton's Foreign Comiques..... 295
Pilgrim's Progress.....258, 259, 282
Philadelphia.....147, 148, 281
Philadelphia, Old..... 147
Portugal.....202, 280
Photo-micrographs..... 308
Portraits, World's Fair Celebrities... 140
" 288
Prang's War..... 175
Progress of Intemperance..... 270

Rack Work, Panoramic..... 315
Rake's Progress..... 271
Rambles in Norway 249
Revolving Movement Slides..... 315
Reproductions.....216, 217
Reptiles..... 310
Return from the Tavern, The..... 271
Reynard, the Fox..... 265
Richmond..... 281
Rip Van Winkle..... 282
Rome, Ancient and Modern..... 244
Rhine, The..... 247
Round the World with a Camera..... 244
Round the World in a Yacht..... 244
Robinson Crusoe..... 268
Rochester Cathedral..... 249
Romance of History..... 257
Rome.....253, 281
Round About Jerusalem..... 278
Rhode Island..... 151
Route to India..... 242
Russia..... 205
Rumors of an Election..... 271

Sacred History.....274, 317
Salt Lake City..... 154
San Francisco..... 157
Sandwich Islands.....165, 166
Scientific..... 301
Scotland.....187, 188, 189, 249, 254, 257
" Highlands of.....248, 257
" Lowlands of..... 252
Seasons, The..... 265
Selected Subjects.....285, 286
Secret Society Slides.....291, 292
Sir Isaac Newton and the Apple..... 266
Sinai and Palestine..... 238
Sermons..... 230
Signal Box, The..... 267
Seven Ages of Man..... 282
Seven Stages of Modern Girlhood.... 301
Seven Periods of Young America..... 302
Spectrum Analysis..... 305
Sliding Movement Slides..... 294
Slip Slides, Comic..... 294
Soldier's Return..... 284
Stomach of a Drunkard..... 284
Spain.....201, 202, 248
Snow and Ice..... 317

PAGE.

St. Paul Series..... 218
Stanley in Africa..... 240
Sporting Series..... 159
Shakespeare and his Country.....249, 250
Solar System, Illustrated.....262, 263
Simon and His Pig..... 266
Statuary.....287, 288
Story of a Pound of Sugar..... 264
Songs and Hymns, with Music..... 289
South Carolina..... 168
South America.....175, 176, 177, 178, 179
South Indian Ocean..... 183
Stratford-on-Avon..... 183
Sweden..... 204
Switzerland.....194, 195, 196, 197, 198, 252
Syria..... 232

Taking of Petra..... 278
Tale of Tea..... 264
Tasmania..... 183
Tam O'Shanter..... 283
Temperance Slides.....284, 285
Ten Nights in a Bar Room..... 284
Ten Commandments, The..... 285
Temple of Honor..... 292
The Harlot's Progress..... 271
The Trial of Sir Jasper..... 271
The Rake's Progress..... 271
The Travels of the Sultan of Ragobaga in Grogofland..... 270
The Seasons..... 265
Three Bears, The..... 267
Three Weeks in U. S. and Canada..... 256
Thousand Islands..... 146
Thousand Miles Up the Congo....240, 241
Thousand Miles in Nile Land..... 275
Thousand Miles up the Nile..... 250
The World..... 300
The Last Voyage of the Ocean Steamer..... 283
Tipsy Geese..... 272
Tom Thumb..... 266
Tour of the World, The..... 279
Tour with the Goddesses..... 303
Tour Through N. Wales..... 263
Two Paths of Virtue and Vice..... 283
Turkey..... 207

Ultima Thule..... 256
Uncle Tom's Cabin..... 282
Utah..... 154
Up the Congo..... 240

Vertical Movement Slides..... 314
Virginia.....170, 171
Village Blacksmith..... 269
Visit of St. Nicholas..... 283
Voyage of Life..... 283

Wales..... 263
Walk About Venice..... 282
Washington.....171, 172, 173, 281
Water..... 316
Watkins Glen..... 145
White Mountains..... 280
West Indies, Cuba..... 213
Whiskey Demon, The..... 270
Wisconsin..... 152
World's Columbian Exposition Lantern Slides.....132 to 141
World's Fair Portraits, Celebrities. 140
World's Fair Dissolving Effect..... 141
World's Fair Hand-books..... 141
Worship of Bacchus..... 272
Wreck of the Hesperus..... 264
Wyoming..... 154
" Yellowstone National Park 154, 155, 156, 157
War, Prang's American Civil..... 175
Wonders of the World..... 277

Year Within the Arctic Circle, A 244
Yellowstone Nat'l Park, 154, 155, 156, 157
Yosemite 281

GENERAL PRICE-LIST.

Attachment, Microscope.....$ 20 00
" Vertical..... 62 50
Alcohol Lamp, 5-wick..... 1 00
Adjustable Jet, No. 1..... 8 00
" " Improved, No. 2.... 10 00
" " " " 3.... 15 00
" " Mechanical, $20 to. 25 00
Boxes for Slides, see page 60
Burners, Blow Through ....7 00 to 10 00
" Bunsen..... 1 00
Camera, Genie Hand..... 40 00
" Kodak, Nos. 1, 2, 3, 4 and 5 see page 74
Chemicals, per Package..... 50
" " doz. Packages..... 6 00
" " lb., Market Rates...
Couplings for H. P. Hose..... 1 25
Cylinders, Steel, Mounted with Double Needle Valves, viz:
8x30 each 20 00
10x32 " 21 00
12x36 " 22 50
12x42 " 25 00
12x48 " 27 50
Cylinders, Copper, same sizes as above, 33⅓ per cent additional (net)
Cylinder Key..... 50
" " Improved 1 00
Dissolver, Compound or L. P., No. 1 12 00
" L. P. Compound No. 2.. 15 00
" H. P., with H. P. Connections..... 30 00
Dissolver, H. P. Triple..... 50 00
" Lubricator..... 25
Dissolving Key, No. 2..... 15 00
" Shutter..... 7 50
Dividing, or "T" Tube..... 50
Ether Sulph., Best Grade, Market Rate
Eye-Pieces, A, B, C, D, E..... 4 00
Gas-Bags, 30x40x20 A No. 1..... 20 00
" 30x40x30 A No. 1..... 25 00
" Round, 18x36..... 20 00
" Stop-Cocks..... 2 00
Gas, Self-Condensing Outfit..... 75 00
Gauge, Ordinary..... 6 00
" McIntosh Cylinder, Improved 10 00
Glass Tanks..... 3 00
Glasses for Sunlight Oil Lamp, each 15
Goose-Necks, Platinum Tipped.... 1 50
Heliostat 30 00
Hydrogen, Generator 12 00
Jet, Adjustable No. 1 ..... 8 00
" " No. 2..... 10 00
" " No. 3..... 15 00
" " Mechanical, $20 to. 25 00
" Mechanical, Improved..... 25 00
Lamp, 2-wick, for Society Stereopticon..... 5 00
" New Model Sunlight Oil.... 12 50
" Alcohol, 5-wick..... 1 00
" Incandescent Electric..... 7 50
" Reading..... 5 00
Lecturer's Electric Signal, No. 1 12 50
" Improved Reading Lamp 3 50
" No. 1 " Stand 1 50
" " 2 " " 8 00
Lenses, Condensing, Plano Convex, 4 inch diameter, per pair, Mounted in Brass..... 8 00
Lenses, Condensing, Plano Convex, 4½ inch diameter, per pair, Mounted in Brass, with Flange and Flange Ring.....$ 12 00
Lenses, Condensing Plano Convex 4½ inch in diameter, per pair, Mounted in Brass, with Protecting Glasses, with Flange and Flange Ring..... 15 00
Lenses, Condensing, Triple System, 4½ inch in diameter Mounted in Solid Brass Fronts, as on Biunial Lantern, with Flange Ring..... 30 00
Lenses, Condensing, Single, Unmounted, 4 inch in Diameter, Each..... 2 50
Lenses, Condensing, Single, Unmounted, 4½ inch in diameter, Each 3 00
Lenses, Condensing, see page 79
" Cosmorama, " 79
" Plano and Bi-Convex " 79
" Objective see page 78
Limes, Regular, per Dozen..... 1 00
" English, " 2 00
" Disc, " 2 50
" Tongs " 75
Manganese Binoxide, market rate.
Materials for Mounting Slides:
Glass Plates, Selected Glass, Standard Size, per doz..... 25
Glass Plates, Prepared, Standard Size, Reliable Make, pr dz., M'ket Rates, see page 76
Black Paper Mats, Standard Size, per doz..... 25
Black Binding Paper, per 100..... 25
Blank Labels, per 100..... 25
Mounts for Plain Slides, Tin, Round or Square, each..... 05
Mounts for Plain Slides, Wood, Round or Square, each..... 15
Microscope Attachment..... 20 00
Microscope, Solar, and Solar Stereopticon Combined..... 157 50
Microscope, Professional..... 65 00
" Clinical No. 1..... 20 00
" " " 2..... 25 00
" Scientific, No. 1..... 35 00
" " " 2..... 45 00
Nipples for Fitting Tubing on to Cylinders 1 00
Opaque Attachment..... 10 00
Objectives, Stereopticon, see p. 78
Oxygen, Outfit, Compressed..... 60 00
Pressure Boards..... 5 00
Potassium Chlorate, Market Rate.
Protecting Rings, per pair..... 3 00
" Ring Glasses, each..... 25
Retort, Oxygen sheet steel..... 6 00
" " " copper..... 8 00
" " " " extra heavy..... 10 00
Retort, self-condensing outfit..... 100 00
" stand..... 1 50
Retort Tube for Comp. Ox. outfit... 1 00
Rope, per 100 ft..... 1 00
Rubber hose, best grade, 1-4 in., per ft..... 15
Rubber hose, best grade, 3 ply, for high pressure, per foot..... 50
Saturator No. 1..... 15 00

Parlor Entertainments

AND

... LECTURES ...

We can furnish everything required for giving an ILLUSTRATED LECTURE. Get our prices if you want a

LANTERN . VIEWS . SCREENS . GAS . LIMES

We carry over 100,000 Views, plain and colored, and can fill all orders without delay. To those desirous of giving a private or public entertainment we will rent a complete apparatus, selection of views on any subject, and furnish an experienced operator at a very reasonable figure.

MICROSCOPES

As we are IMPORTERS AND MANUFACTURERS, we carry a large stock of superior Microscopes, Accessories and Mounting Material, adapted to the use of Amateurs, Students and Professionals, at a very low price.

ELECTRIC BATTERIES AND ELECTRICAL APPARATUS

McINTOSH BATTERY AND OPTICAL CO.

521 to 531 Wabash Ave.

CHICAGO, ILL., U. S. A.



GOLD MEDALS AWARDED THE McINTOSH BATTERY & OPTICAL CO. AT THE WORLD'S INDUSTRIAL AND COTTON CENTENNIAL EXPOSITION AT NEW ORLEANS, 1884-1885.



OCT 21 1965



Parlor Entertainments

AND

LECTURES

We can furnish everything required for giving an Illustrated Lecture. Get our prices if you want a

LANTERN . VIEWS . SCREENS . GAS . LIMES

We carry over 100,000 Views, plain and colored, and can fill all orders without delay. To those desirous of giving a private or public entertainment we will rent a complete apparatus, selection of views on any subject, and furnish an experienced operator at a very reasonable figure.

MICROSCOPES

As we are Importers and Manufacturers, we carry a large stock of superior Microscopes, Accessories and Mounting Material, adapted to the use of Amateurs, Students and Professionals, at a very low price.

ELECTRIC BATTERIES AND

ELE[illegible]AL APPARATUS

TO[illegible] AND OPTICAL CO.

[illegible]bash Ave.

[illegible]L., U. S. A.



GOLD MEDALS
AWARDED
THE
McINTOSH
BATTERY & OPTICAL CO.
AT THE
WORLD'S
INDUSTRIAL AND COTTON CENTENNIAL EXPOSITION
AT
NEW ORLEANS, 1884-1885.



OCT 21 1965

