



BY APPOINTMENT TO HER MAJESTY'S GOVERNMENT

ARNOLD & SONS
INSTRUMENT CATALOGUE
LONDON.

23. B. 33.

A CATALOGUE
OF
SURGICAL INSTRUMENTS



MANUFACTURED AND SOLD BY
ARNOLD AND SONS,
Instrument Makers by appointment


TO

HER MAJESTY'S GOVERNMENT; THE HONORABLE COUNCIL OF INDIA; THE CROWN AGENTS FOR
THE COLONIES; ST. BARTHOLOMEW'S HOSPITAL; THE SURGICAL AID SOCIETY;
AND THE PRINCIPAL PROVINCIAL AND COLONIAL HOSPITALS, ETC., ETC.

35 & 36, WEST SMITHFIELD, LONDON.

1876.

Entered at Stationers' Hall.



PREFACE.

ARNOLD AND SONS in presenting to the Profession the Revised Edition of their Illustrated Catalogue of Surgical Instruments and appliances, take the opportunity of tendering their thanks for the liberal support they have received during the last half century, and trust that by still continuing to produce Instruments, &c., of the very best construction, quality, and finish, to merit a continuance of that patronage hitherto accorded them.

All Instruments are manufactured on the premises under Arnold and Sons' *personal* superintendence, thus enabling them to *guarantee* the quality of every article purchased.

The prices affixed are extremely moderate taking into account the superior workmanship, and will bear a favorable comparison with other published lists; if in some few cases they be slightly in excess, it is because it is found to be impossible to produce Instruments at a lower rate, if the quality be *guaranteed*.

Arnold and Sons have for some years made Orthopædic Instruments their *specialité*, and have devoted considerable time and attention to the production of appliances, remarkable not only for their effective ingenuity, but also for their extreme

lightness, the latter quality being so highly essential in all cases requiring mechanical assistance.

Orders from abroad must either be accompanied by a remittance or an order for payment in London, and Arnold and Sons request that, when orders are sent through an agent, it be distinctly stated that the Instruments are to be obtained *direct* from them, as many articles of inferior quality are frequently represented as their manufacture.

Every instrument is stamped "Arnold and Sons, London."

Arnold and Sons, for the convenience of their friends, have made special arrangements with the various firms mentioned at the end of the Catalogue to supply articles at manufacturers' prices; and any goods not enumerated in this Catalogue required by customers abroad will be procured for them, on advantageous terms, a commission of five per cent. on the amount expended being the sole charge.

Satisfactory London references required previous to opening new accounts. Cheques to be crossed Bank of England, and Post-Office Orders to be made payable at Chief Office.

Five per cent. allowed on Cash payments.

35 & 36, WEST SMITHFIELD,

LONDON, E.C.

June, 1876.

INDEX.

	PAGE		PAGE
Abdominal Belts	160, 161	Andrew's Stethoscopes	115
Abscess Knives	58-62	" Surface Thermometers	244
" Lancets	58-95	Anel's Eye Syringes	77
Accident Case (Angove's)	16	Aneroid Barometers	248
Achromatic Object-Glasses	305	Aneurism Needles	48, 58
Actual Cauteries	314	Angove's Accident Case	16
Acupressure Needles	314	" Catheters	102
" Pins	48	Angular Arm Splints	186
Acupuncturation Needles	48	" Knives	71, 130
Acupuncture Needles	314	Animalculæ Cages	304
Adam's Eyelid Retractors	76	" Tubes	304
" Instrument for Club Foot	179	Ani Speculums	207, 208, 231
Adhesive Plaster	314	Anklets	170
Æsthesiometers	314	Anti-ligature Forceps	20
Æther, Anæsthetic	221	Antrum Perforators	284
" Inhalers	214	Argentometers	249
Air Cushions, &c.	293, 294	Arms, Artificial	172, 173
" Meters	251	Arm Rests	315
" Pumps, Cupping	98	" Slings	186
Aitkin's Clinical Thermometers	244	" Splints	186, 187
Allbutt's ditto	244	Army Regulation Cases	6-8
Allen's Bronchitis Kettles	214	" Splints	187
" Otosopes	276	Artery Forceps	20-22-48
Alimentary Tubes	314	Artificial Arms	172, 173
Alison's Differential Stethoscopes	114	" Eyes	173
" Biaural ditto	114	" Feet	172
Allingham's Compressors	228	" Leech Apparatus	315
" Forceps	228	" Legs	171, 172
" Ligature Instrument	228	" Tympanums	268
Alveolar Forceps	149	Ascites Trocars	155, 156
Ambulances	314	Ashburner's Utero-abdominal	
American Elevators	152	Supports	163
" Speculums	205	Ashton's Fuid Dilators	229
" Splints, Sayre's	190	Aspirators	158-160
" Wire Skeleton Splints	190	Assilini's Artery Forceps	20
Amesbury's Fracture Apparatus	195	" Midwifery Forceps	33
Ammonia Inhalers	214	" Tenaculum	20
Amputating Instruments	3-5	" Tonsil Forceps	134
" Knives	18	Atkins' Filters	318
" Saws	18-20	Atthill's Speculums	207
Anæsthetic Æther	221	" Uterine Medication In-	
Anatomical Syringes	52	struments	253

	PAGE		PAGE
Auriscopes	209, 210, 269	Bayfield's Cupping Lamps	98
Aveling's Metrotomes	256	Beale's Ophthalmoscopes	83
" Midwifery Forceps	38	" Thermometers	245
" Polyprites	258	" Urinary Cabinets	280
" Transfusion Apparatus	330	Beattie's Midwifery Forceps	38
Avery's Ear Forceps	270	Bed Pans	315
" Ear Speculums	210	" Rests	315, 316
Axe's Microscopes	299	" Sheeting	295
Back Splints	188	" Slippers	316
Bader's Ophthalmoscopes	82	Beds and Cushions	294, 295
Bags, Gynæcological	251	Bedsteads, Hospital	320
" Ice and Hot-Water	113	Beer's Cataract Knives	72
" Obstetric	29, 30	" Needles for Solution	81
" Odontological	149, 150	" Strabismus Knives	87
" Surgical	1	Bellocoq's Epistaxis Canulas	269
Baker's Drainage Tubes	317	Bell's Elevators	152
Baudage Winders	197	Belts, Abdominal	160, 161
Bandages, Abdominal Belts, &c.	160-163	" Gymnastic	227
" Bradser's	195	" Lunatic	163
" Calico	197	" Riding	162
" Cotton Net	197	" Umbilical	162
" Domett	197	Bennett's Enemas	235
" Eighteen-tailed	163, 197	" Intra-uterine Stems	259
" Flannel	197	" Pleximeters and Ham- mers	119
" India Rubber	197	" Speculum Forceps	260
" Linen	197	" Speculums	205
" Lithotomy	90, 197	" Uterine Cases	264
" Mulloney's	197	Biaural Stethoscopes	114
" Patella	195	Bichromatic Batteries	288, 289
" Perineal	190	Billing's Stethoscopes	115
" Prolapsus Ani	230	Bird-stuffing Instruments	316
" T-	163, 197	Bird's Inhaling Tubes	214
" Water Dressing	197	" Stethoscopes	115
Bands, Umbilical	162	" Vaginal Syringes	278
Bantock's Platina Cups	258	Bistouries	49, 58, 60, 228
" Probes	258	" Concealed	89
Barnard Holt's Surgical Bag	1	" Tonsil	134
Barnes' Craniotomy Forceps	40	" Walton's	71
" Instrument for intro- ducing Pledgets of Cotton Wool into the Vagina	253	Blackbee's Pessaries	109
" Midwifery Forceps	32	Bladder Syringes	89
" Obstetric Bags	30	" Trocars	156
" Os Uteri Dilators	45, 262	Bleeding Basons	316
" Pessaries	112	" Lancets	95
Barometers	248, 249	Blizard's Lithotomy Knives	90
Barron's Stethoscopes	115	Blood Catheters	102
Barth's Gasometers	223	Blower's Bed Slippers	316
" Inhalers	214	" Cradles	194
" Mouth Props	225	Blowpipes	65
" Uterine Douche	241	Bloxam's Chloroform Bottles	214
Basons, Bleeding	316	" Extension Splints and Cradles	194
Bath Thermometers	246	" Fracture Splints	187
Baths, Hot Air	212	Blundell's Midwifery Forceps	36
" Vapour and Mercurial, 212, 213		" Prolapsus Uteri Ban- dages	162
Batteries, Galvanic, &c., 286-293, 331		Blunt Hooks	39
		" and Crotchets	39

	PAGE		PAGE
Bone Forceps	284	Brown's Ophthalmoscopes	83
Boric Lint	316	„ Ovariectomy Clamps	267
Bottles, Breast	226	„ Uterine Scissors	259
„ Chloroform	214, 219	Brünghausen's Midwifery For- ceps	37
„ Cupping	98	Brunton's Auriscopes	209, 269
„ Feeding	44, 318	„ Mouth Props	225
„ Iodine	322	Brushes, Throat	125, 126
„ Vaccinating	96	„ Trepine	284
„ Water	295	Bryant's Abdominal Belts	161
Bougie Cases	107	„ Amputating Saws	19
„ Gauges	107	„ Club-foot Splints	187
Bougies	107, 108	„ Torsion Forceps	22
„ Œsophagus	107, 125	Buchanan's Lithotomy Staffs	92
„ Lachrymal	80	Buckle's Leech Conservatories	322
„ Rectum	230	„ Excavators	22
Bourjeard's Suspenders	168	Bullet Extractors	22
Bowel Scissors	65	„ Forceps	22
Bowers' Midwifery Forceps	38	Bulley's Thigh Splints	190
Bow Forceps	59	Bullock and Reynolds' Inhalers	214
Bowman's Double Spuds	74	Bunsen's Batteries	290
„ Eye Douches	75	Bushe's Hæmorrhoidal Needles	230
„ Eyelid Retractors	76	Busk's Thigh Splints	190
„ Needles	80, 81	Butcher's Amputating Saws	19
„ Probes	84	„ Excision Saws	283
„ Puncture Knives	84	Buzzard's Hypodermic Syringes	201
„ Scissors	85	„ Thermometers	245
„ Strabismus Hooks	87		
„ „ Scissors	86	Cabinets, Chemical	329
Boxwood Nipple Shields	44	„ Dental	138, 139
„ Pessaries	109	„ Dispensing	316
Bradser's Bandages	195	„ Surgical	312-314
Brain Knives	65	„ Urinary	279
Braithwaite's Midwifery Forceps	38	Calculus Extractors	89
Brass Enemas	235	Calico Bandages	197
Breast Bottles	226	Calken's Eye Shades	77
„ Glasses	226	Callender's Drainage Tubes	317
„ Knives	49	„ Splints	187
„ Pumps	44, 226	Callipers, Chest	114
„ Relievers	44, 226	Cambridge Gymnastic Belts	227
„ Supports	44	Camel-hair Pencils	317
Bresquen's Exploring Syringes	318	Camera Lucida	302
Broadbent's Tumour Syringes	203	Canada Balsam	304
Broad Cutting Needles	81	Canaliculus Knives	78
Brodie's Bandages	197	„ Knives, Weber's	71
„ Bougies	108	„ Scissors	85
„ Catheters	102, 103, 106	Canulas, Gooch's	260
„ Double Channel Cathe- ters	89, 103	„ Lee's	43
„ Fistula Directors	229	Capillary Tubes	97
„ Fumigating Apparatus	213	Capsular Forceps	72
„ Hernia Directors	228	„ Scissors	72
„ Lithotomy Knives	91	Carbolic Acid Diffusers	317
„ Lithotrites	92	„ Plaster	317
„ Silver Directors	48	Carbolized Catgut Ligatures	23, 317
Bronchitis Kettles	214	„ Dressing Gauze	317
Brown's Cautery Irons	267	„ Wool	317
„ Cupping Instrument	99	Carrick's Inhalers	215
„ Directors	252	„ Respirators	215, 327

	PAGE		PAGE
Carrying Chairs	317	Children's Arm Slings	186
Carter's Ophthalmoscopes	83	" Lithotomy Sounds	91
Cartilage Knives	65	" " Staffs	92
" Nippers	65	" Lithotrites	93
Carving Knives and Forks	331	" Splints	157
Casella's Spirometers	121	" Syringes	278
" Thermometers	245	" Umbilical Bands	162
Cataract Knives	72, 73	Chinese Twist	50
" Needles	81	Chiropodists' Instruments	308, 309
Catgut Bougies	107	Chisels	284
" for Ligatures	23, 317	" Palate	130
Catheter-Cases	103	Chloral Lint	317
" Gauges	106	Chloroform Bottles	214, 219
" Syringes	89	" Inhalers	215—219
Catheters, Caustic	103, 106, 107	Churchill's Craniotomy Forceps	42
" Double Channel	89—103	" Crotchets	42
" Elastic Gum	43, 103	" Midwifery Forceps	36
" Eustachian	273	Cilia Forceps	73
" Female	43, 59, 103, 106	Circular Trusses	164, 165
" King's	101	Civiale's Lithotrites	92
" Nasal	276	" Urethrotomes	234
" Plated	106	Clamps for Hæmorrhoids	228
" Prostate	102, 103—106	" Ovariectomy	267, 268
" Self-retaining	106	Clark's Female Syringes	235
" Sigmoid	260	" Inhalers	215
" Silver	43	" Midwifery Forceps	36
" Teevan's Grooved	107	" Spray Producers	220
Catlins	18	Clavicle Splints	195
Cattlin's Alveolar Forceps	149	Clay's Spring Pessaries	109
" Battery Apparatus	288	Cleft Palate Instruments	130—135
" Gas Bags	222	Clendon's Elevators	152
Caustic Cases	94, 95	" Inhalers	215
" Catheters	103, 106, 107	Cline's Leg Splints	189
" Holders	252, 260	" Thigh Splints	190
" Injectors	102	Clinical Stethoscopes	116
Cauteries, Actual	314	" Thermometers	58, 62, 242
Cauterizing Irons	228, 252, 267	Clitorodectomy Forceps	252
Cautery for Fistula Lachrymalis	73	Cloaks for Vapour Baths	213
Cephalotribes	39	Clover's Chloroform Apparatus	215
Cervix Scissors	331	" Débris Extractors	89
Chain Amputating Saws	20, 283	" Face-pieces	222, 223
" Bands	292	" Lithotomy Scoops	91
" Batteries	292	" Mouth Props	225
" Hooks	65	" Starch Bandage Scissors	329
Chairs, Carrying	317	Club-foot Splints	187
Chalk's Eye-Drop Bottles	75	Coalbank's Self-retaining Catheters	106
Chapman's Ice and Hot Water Bags	113	Coccini's Ophthalmoscopes	82
Charrier's Double Saws for Spine	66	Cocking's Poroplastic Sheets	196
Chart Books	248	Cock's Bladder Trocars	156, 229
Chassaingnac's Éraseurs	100, 101	Coddington's Lenses	281
Chemical Cabinets	329	Coleman's Economising Apparatus	225
" Thermometers	246	" Gas and Ether Inhalers	223
Chest Callipers	114	" Inhalers	215
" Expanders	226, 227	" Odontological Bags, 149, 150	
" Measurers	114	Cole's Trusses	166
" Trocars and Syringes	157	Collars for Vapour Baths	213
Chests, Medicine	310—314	Collier's Respirators	328
		Collins's Midwifery Forceps	35

	PAGE		PAGE
Common Splints	187	Curved Dressing Scissors	61
Compress, Greenslade's	75	Cusco's Speculums	204
" Harelip	319	Cushions and Beds	294, 295
" Uterine	262	Cystatomes	73
Compressors, Allingham's	228	" and Curettes	73
" De Cartes'	26	Czermak's Laryngoscopes	123
" Eyelid	76		
Concealed Bistouries	89	Dalrymple's Needles	81
Cone Percussors	119	Daniel's Batteries	290
Conquest's Craniotomy Forceps	40	Davis's Craniotomy Forceps	41
" Midwifery Forceps	34	" Guarded Crotchets	42
Conservatories, Leech	322	" Hernia Instrument	227
Continuous Current Batteries	331	" Midwifery Forceps	35-38
Conversation Tubes	274	" Osteotomists	43
Cooper Rose's Vaccinators	97	" Speculum	206, 207
Cooper's Calculus Extractors	89	" Stethoscopes	115
" Double Tumour Hooks	52	Davy's Dilators, Stricture	232
" Fracture Cradles	193	" Drainage Wires	317
" Retractors	259	" Guarded Tendon Knives	50
Cork Pressers	317	" Instruments for Talipes	178, 181, 183
Corkscrews, Sims' Double	252	" Invalid Hammocks	320
Cornets, Hearing	274	" Lithotomy Scoops	91
Corn Knives	308, 309	" Padding for Splints	191
Cots, Hospital	320	" Post-mortem Skull Trac-	
Cotton Net Bandages	197	tor Drills	66
" Wool	317	" Tubular Needles	131
Cotton's Throat Forceps	126	Dawson's Catheters	103
" Tongue Depressors	134	Day's Thermic Hammers	329
Coulson's Caustic Catheters	103	De Bartolome's Tongue Forceps	134
Court Plaister	323	Débris Extractors	89
Cowell's Strabismus Hooks	87	Decapitators	42
Coxeter's Bullet Extractors	22	De Cartes' Compressors	26
Cradles, Fracture	192-194	Deformity Instruments	175-184
Craniotomy Forceps	39-42	De Marey's Sphygmographs	120
Crimean Splints	187	Demonstrating Ophthalmoscopes	83
Cripp's Improved Esmarch's Ban-		Denman's Midwifery Forceps	37
dage	26	" Perforators	42
" Skin-grafting Scissors	328	Dental Cabinets	138, 139
Critchett's Directors for Canali-		" Syringes	317
culus	74	Depletors, Uterine	262
" Double Spoons	74	Depressors, Tongue	133, 134
" Eyelid Retractors	76	" Shot	260
" Knives	80	Desmarre's Entropium Forceps	74
" Ophthalmoscopes	82	" Eyelid Retractors	76, 77
" Strabismus Scissors	86	" Hooks	78
Crotchets	42	" Scarifying Knives	85
Crutches	185	" Secondary Knives	86
Cupping Bottles	98	Dessault's Splints	187
" Glasses	98	Dessert Knives and Forks	331, 332
" Instruments	97-99	Dieffenbach's Artery Forceps	21
" Lamps	98	Dieulafoy's Suction Trocars	156
Curettes, Uterine	262	" Aspirators	158
" Vulcanite	73	Differential Stethoscopes	114
Curling's Fistula Directors	229	Dilators	89
" Hæmorrhoidal Forceps	229	" Fluid	229
" Speculum Ani	207	" Os Uteri	45, 262
Curtis's Hearing Trumpets	274	" Rectum	229
Curved Bistouries	49, 58		

	PAGE		PAGE
Dilators, Stricture	232, 233	Earthenware Inhalers	217-219
„ Urethral	263	„ Urinals	200
„ Uterine	263	Ebonite Spray Producers	220, 221
Directors	59	„ Tubes for Producers	221
„ Brodie's Silver	48, 228	Ebony Caustic Cases	94
„ Brown's	252	„ Speculum Cases	94
„ Canaliculus	74	Economising Apparatus	224, 225
„ Hernia	49, 228	„ Face-pieces	223
„ Strabismus	74	Ecraseurs	100, 101
„ Walton's	87	„ Galvanic	291
Disarticulated Heads	307	Educational Microscopes	296
„ Human Skeletons	307	Edwards' Economising Apparatus	224
Dislocation Pulleys	196	„ Stethoscopes	115
Dispensing Cabinets	316	Eguisier's Irrigators	237
„ Scales and Weights	328	Eighteen-tailed Bandages	163, 197
Dissecting and Post-mortem Instruments	63-65	Elastic Anklets	170
„ Forceps	65	„ Cotton Net Bandages	197
„ Hooks	65	„ Enemas	277-279
Diver's Apparatus	44	„ Gum Bougies	107
Dixon's Cataract Knives	72	„ Gum Catheters	43, 103
Dobell's Tongue Forceps	134	„ „ Pessaries	110, 111
„ Stethoscopes	115	„ „ Rectum Bougies	230, 328
Domett Bandages	197	„ Knee-caps	170
Double-action Enemas	236	„ Leggings	170
„ Channel Catheters	89, 103	„ Stockings	169
„ Hooks	78	„ Thigh-pieces	170
„ Probangs	125	„ Tubes	93
„ Spoons	74	Elbow Splints	187-189
„ Spuds, Bowman's	74	Electric Bullet Forceps	22
„ Tumour Hooks	52	„ Inhalers	214
Douches, Eye	75	Electro-Magnetic Machines	286, 287
„ Nasal	276, 326	Elevators	152, 153, 284
„ Uterine	241	Elliotson's Stethoscopes	115
Drainage Tubes	317	Ellis's Caustic Holders	252
Dressing Forceps	59	„ Clavicle Splints	195
„ Scissors	61	„ Hypodermic Syringes	201
Drills, Palate	132	„ Inhalers	216
„ (Rosehead)	137, 152, 154	„ Uterine Dilators	263
Duckbill Speculums	205, 206	Endoscopes	317, 318
Duckworth's Stethoscopes	115	Enemas, Elastic	277-279
Duffin's Pessaries	110	„ Kennedy's	241
Dumb Bells	227	„ Metal	285
Dupuytren's Splints	187	„ Simplex	234
Durham's Tracheotomy Tubes	129	„ Stomach-pumps, &c.	234-239
„ Urethral Syringes	279	„ Syphon	240
Dwarf Respirators	328	Entomological Forceps	309
Ear and Nose Instruments	268-277	„ Hooks	309
„ Cases	269, 275	„ Instruments	309
„ Channels	269	„ Knives	309
„ Douches	270	Entropium Forceps	74, 75
„ Forceps	270	Epistaxis Canulas	269
„ Scoops	270	„ Catheters	273
„ Speculums	208-211, 270-272	Erichsen's „ for débris	93
„ Syphons	272	„ Caustic Catheters	103
„ Syringes	273	„ Chest Trocars	157
Earle's Pelvimeters	257	„ Lithotomy Knives	91
		„ „ Scoops	91
		„ Ointment Catheters	103

	PAGE		PAGE
Erichsen's Tonsil Scissors	134, 135	Fergusson's Saws, Folding Back	19
Esmarch's Elastic Bandages	26, 27	" Speculums	206
Etoile's Instrument for Ear	275	" " Ani	208, 231
" " Urethra	89	" Stethoscopes	115
Eustachian Catheters	273	" Tourniquets	26
Evans' Vaccinating Instruments	331	Field Panniers	17
Excavating Instruments	137, 150	" Tourniquets	25
Excision Saws	283	Fillets	43
" Splints	187	Filters	318
Expanders, Chest	226, 227	Finger Knives	49-59
Exploring Needles	59	" Saws	20-60
" Splints	189	" Splints	188
" Syringes	318	" Stalls	318
" Trocars	59, 156, 252	Fireman's Respirators	325
Extension Splints and Cradles	194	Fistula Directors	229
Extractors, Calculus	89	" Knives	229
" Débris	89	" Probes	229
Eye Compresses, Greenslade's	75	" Scissors	229
" Douches	75	Fixation Forceps	77
" Drop Bottles	75	Flannel Bandages	197
" Fountains	75, 76	Flexible Clinical Stethoscopes	116, 117
" Instruments	67-87	Fluid Dilators	229
" Needles	80, 81	Fœtal Heads	308
" Scissors	85	Forceps, Alveolar	149
" Shades	77	" Anti-Ligature	20
" Syringes	77, 86	" Artery	20-22-48
Eyelid Compressors	76	" Bone	284
" Retractors	76, 77	" Bow or Dressing	59
Eyes, Artificial	173	" Bullet	22
Face-pieces (Nitrous Oxide)	222-225	" Capsular	72
Facilis Enemas	235	" Cilia	73
Farre's Midwifery Forceps	38	" Clitorodectomy	252
Faulding's Vapour Baths	212	" Craniotomy	39-42
Feeding Apparatus	327	" Dissecting	65
" Bottles	44-318	" Ear	270
Fect, Artificial	172	" Entomological	309
" on Catgut	308	" Entropium	74-75
Female Catheters	43, 59, 103, 106	" Fixation	77
" Glass Syringes	285	" Gouge	283
" Lithotomy Sounds	91	" Hæmorrhoidal	229
" Pelvis	307	" Harelip	319
" Urinals	199, 200	" Intracisor	23
Fergusson's Bone Forceps	284	" Iris	79, 80
" Excision Splints	187	" Lion	284
" Hernia Instruments	227	" Lithotomy	90
" Instruments for ex-		" Microscopic	303
tracting small stones	89	" Midwifery	32-38
" Leg Splints	188	" Necrosis	284
" Lion Forceps	284	" Needle-holding	256, 257
" Lithotomy Knives	91	" Onychia	326
" " Scoops	91	" Ovariectomy	267
" Lithotrites	92	" Ovum	43, 257
" Needles	132	" Phymosis	234
" Palate Chisels	130	" Placenta	43
" " Drills	132	" Polypus	276
" " Knives	132	" Schuff's	85
" Patella Splints	195	" Skull	284
		" Speculum	253, 260

	PAGE		PAGE
Forceps, Sponge	261	Godson's instrument for intro-	
„ Sponge Tent	261	ducing pledgets of cotton	
„ Starch Bandage	318	wool into the vagina	253
„ Strabismus	86	„ Membrane Perforators	43
„ Throat	126	„ Midwifery Forceps	36
„ Tongue	134	„ Ovum Forceps	257
„ Tonsil	134	„ Pessaries	109, 113
„ Tooth	139-149	„ Tent Introducers	261
„ Torsion	22	„ Tumour Forceps	262
„ Tracheotomy	128	„ Uterine Depletors	262
„ Tumour	262, 267	Gold size	304
„ Urethra	93	Gooch's Canulas	260
„ Uterine Polypi	263	„ Splintage	188
„ Vulsellum	135, 265	Gordon's Splints	188
„ Wilcox's	23	Gorgetts	89
Foreign Body Scoops	87	Gouge Forceps	283
Foulis's Tourniquets	320	Gouges	284
Fountain Reservoir Enemas	237	Gower's Thermometers	245
Fox's Cupping Lamps	98	Gowliand's Cautey Irons	228
„ Tooth Keys	153	„ Hæmorrhoidal Clamps	228
Fracture Cradles	192-194	„ Enemas	278
„ Splints, Bloxam's	187	Graefe's Cataract Knives	72
„ Splints, Lixton's	189	„ Cystatomes and Curettes	73
„ „ McIntyre's	189	Graham's Amputating Saws	18
Frænum Scissors	44	Grain Scales and Weights	328
French Crutches	185	Greene's Obstetric Binders	161
Frog Plates	302	Greenhalgh's Gynæcological Bags	251
Furner's Fracture and Cradle		„ Intra-Uterine Stems	
Splints	193	„	254, 255
Gags	225	„ Metrotomes	256
„ Smith's	133	„ Metrometer Sounds	256
Gaiffe's Batteries	286-291, 292	„ Midwifery Forceps	33
Gaitskill's Obstetric Binders	162	„ Obstetric Bags	29
Galvanic Batteries, &c.	286-293	„ Obstetric Binders	162
„ Cautey Batteries	291	„ Ovum Forceps	43
„ Ecraseurs	101, 291	„ Pelvimeters	258
„ Stems	253	„ Perforators	42
Gas and Ether Inhalers	223	„ Puncturing Lancets	258
Gasometer Tubing	225	„ Sea-tangle Tents	259
Gasometers (Barth's)	223	„ Spring Pessaries	109
Gentlemen's Chest Expanders	226, 227	„ Vaginal Plugs	43, 265
German Hypodermic Syringes	203	Greenslade's Canaliculus Knives	78
Gibbs' Laryngeal Syringes	122	„ Cradles	192
„ Throat Syringes	126	„ Eye Compressors	75
Glaisher's Rain Gauges	250	Greenway's Fracture Cradles	193
Glass Nipple Shields	44	Grooved Tattooing Needles	81
„ Proof Hydrometers	249	Grove's Batteries	290
„ Slips	304	Guarded Crotchets	42
„ Syringes	285	„ Tendon Knives	50
„ Urinals	200	Guillotines	130, 131
Glasses, Breast	226	Gum Lancets	60, 153
„ Cupping	98	Gun-shot Probes	23
Gloves, Post-mortem	66	Guthrie's Directors for Strabismus	74
Glycerine	304	„ Strabismus Knives	87
Goddard's Carbolic Acid Diffuser	317	Gutta Percha for Splints	195
Godson's Blunt Hooks	39	„ Pessaries	108
„ Craniotomy Forceps	40	„ Stethoscopes	117
		„ Tissue	318

	PAGE		PAGE
Gymnastic Belts	227	Hilliard's Vaccinators	96
Gynæcological Bags	251	Hillman's Ear Forceps	270
Hæmorrhoidal Clamps	228	Hill's Caustic Injectors	102
" Forceps	229, 230	" Urethrotomes	234
" Hooks	230	Hilton's Speculum Ani	208, 231
" Needles	230	" Splints	188
Haighton's Midwifery Forceps	34	Hinged Arm Splints	187
Hainworth's Calculus Extractors	89	Hinton's Auriscopes	210, 269
" Instruments for		Hodge's Midwifery Forceps	38
incising the Tonsils	131	" Pessaries	111
Haller's Percussors	119	Hoffman's Gouge Forceps	233
Hall's Uterine Lancets	263	Holder's Needle	132
" " Probes	264	" Speculum	206
" " Sounds	265	" Stethoscope	122
" " Syringes	262	Hollis's Tongue Depressors	133
Hamilton's Female Syringes	285	Hollow Hand Splints	188
Hammers and Chisels	66	Holmes' Craniotomy Forceps	41
" Percussion	119	" Perforators	42
" Thermic	329	Holt's Self-retaining Catheters	106
Hammocks, Invalid	320	" Stricture Dilators	233
Hand and Arm Splints	188	" Surgical Bags	1
" Lamps, Illuminating	320	Hopkins' Midwifery Forceps	38
" Magnifiers	302	Hooks	78
Hands on Catgut	308	" Blunt	39
Harelip Compresses	319	" Chain	65
" Forceps	319	" Dissecting	65
" Pins	50	" Entomological	309
" Scissors	320	" for steadying the Eyeball	78
Hare's Stethoscopes	115	" Hæmorrhoidal	230
Hawkins' Splints	188	" Strabismus	87
Headspring Stethoscopes	118	" Tracheotomy	128
Hearing Cornets	274	" Tumour	51
" Trumpets	274, 275	" Uterine	259, 260
Heath's Splints	188	Horsley's Uterus Trusses	44
" Syphon Douches	275	Hosford's Stethoscopes	115
Heiffor's Razors	332	Hospital Bedsteads	320
Hernia Bistouries	49, 60, 228	" Cots	320
" Directors	49, 228	" Crutches	185
" Instruments	227, 228	" Field Panniers	17
" Needles	228	" Stretchers	320
Heurteloupe's Artificial Leech		" Thermometers	245
Apparatus	315	Hot-air Baths	212
Hewitt's Midwifery Forceps	34	" Water Bags	113
" Pessaries	110	Howard's Rain Gauges	250
" Speculums	206	Hughes' Stethoscopes	115
" Transfusion Apparatus	330	Hulke's Suture Needles	81
Hey's Skull Saws	284	Hull's Utero-abdominal Sup-	
Hick's Apparatus for Uterus	113	ports	163
" Cephalotribes	39	Human Skeletons	307
" Ecraseurs	100	Humerus Splints	190
" Pessaries	110	Hutchinson's India-rubber Ca-	
Hide's Felt and Liquid for Splints	188	theters	106
Higginson's Enemas	240	" Mouth Props	225
Hilliard's Differential Stetho-		" Ovariotomy Clamps	267
scopes	114, 118	" Spirometers	122
" Speculums	206	Hydrocele Suspenders	168
" Urinals	200	" Syringes	279
		" Trocars	155, 156

	PAGE		PAGE
Knives, Lithotomy	90, 91	Lee's Canulas	43
„ Masticating	323	„ Craniotomy Forceps	41
„ Paget's	60	„ Hæmorrhoidal Clamp	228
„ Palate	132	„ Midwifery Forceps	38
„ Puncture	84	„ Vapour Baths	213
„ Scalpel and Finger	61	Leggings	170
„ Scarifying	85	Leg Irons and Walking Boots	179-181
„ Secondary	86	„ Rests	322
„ Section	309	„ Splints	188, 189
„ Sims'	255	Legs, Artificial	171, 172
„ Strabismus	87	„ Socket	174
„ Tendon	50, 51	„ Wooden Pin	174
„ Tracheotomy	128	Lens Hook	79
„ Tyrrell's	80	„ Prickers	80
„ Vesico-vaginal Fistula	259	Lenses	281
„ Walker's	80	„ Laryngoscope	124
Kramer's Ear Speculums	211, 272	Lenticulars	284
„ Eustachian Catheters	273	Leslie's Plaisters	322, 323
„ Nasal Catheters	276	Lever's Craniotomy Forceps	41
Krieshaber's Laryngoscopes	124	„ Decapitators	42
Kuchenmeister's Cervix Scissors	331	„ Midwifery Forceps	38
Laboratories	327	„ Utero-abdominal Sup- ports	163
Lachrymal Bougies	80	„ Vectis	43
„ Duct Knives	80	Lewin's Laryngoscopes	124
„ Duct Probes	84	Liebreich's Iris Forceps	80
Ladies' Chest Expanders	226, 227	„ Ophthalmoscopes	84
„ Scissors	332	Ligature, Catgut	23
Laenner's Stethoscopes	115	„ Instruments	228
L'Allemand's Catheters	106	„ Needles	132
Laminaria Tents	255	„ Silk	24, 60
Lamps, Cupping	98	„ Thread	24
„ Microscopic	304	„ Wire	24
„ Illuminating	320	Ligatures, Catgut	317
Lancet Cases	95, 96, 227	Linen Bandages	197
Lancets, Abscess	58, 95	Lint	323
„ Bleeding	95	„ Holders, Speculum	260
„ Gum	60, 153	Lion Forceps	284
„ Medicine Chest	322	Lipscombe's Filters	318
„ Puncturing	258	Lisfranc's Amputating Knives	18
„ Tonsil	134	Lister's Carbolyzed Catgut	317-23
„ Uterine	263	„ Carbolyzed Gauze	317
„ Vaccinating	96	„ Mackintosh Cloth	323
Lane's Speculum Ani	208, 231	„ Spray Apparatus	221
Laryngeal and Trachea Instru- ments	122-129	„ Tourniquet	26
„ Syringes	122	Liston's Amputating Knives	18
Laryngoscope Lenses	124	„ Arm Splints	187
„ Mirrors	125	„ Artery Forceps	21
Laryngoscopes	123, 124	„ Bone Forceps	284
Laryngotomy Tubes	125	„ Ear Scoops	270
Lawrence's Eye Compressors	76	„ Fracture Splints	189
„ Back Splints	188	„ Harelip Pins	50
„ Fracture Cradles	193	„ Knee Splints	189
Lazarovitch's Blunt Hooks	39	„ Lithotomy Knives	91
Leather for Splints	195	„ „ Staffs	92
Leech Conservatories	322	„ Lithotrites	92
„ Tubes	322	„ Prostate Catheters	106
		„ Screw Probes	284

	PAGE		PAGE
Liston's Taper Screws	51	Marshall's Hæmorrhoidal Forceps	229
„ Thigh Splints	190	„ Iodine Bottles	322
„ Tourniquet	26	„ Osteotomes	284
„ Tumour and Nævus		„ Urethral Syringes	279
Needles	49	Martineus's Hearing Trumpets	275
Lithoclast, Urethral	90	Mason's Hygrometers	249
Lithotomes	90	„ Splints	189
Lithotomy and Lithotrity Instru- ments	88-93	Masticating Kuives	323
„ Bandages	90, 197	Mather's Feeding Bottles	318
„ Forceps	90	Mathieu's Torsion Forceps	22
„ Knives	90, 91	„ Tracheotomy Tubes	128
„ Scoops	91	„ Ear Forceps	274
„ Sounds	91	„ Metrotomes	256
„ Staffs	92	„ Ovariotomy Forceps	267
Lithotrites	92, 93	„ Uterine Scissors and Forceps	259
Litmus Papers	281	Matthews' Craniotomy Forceps	40
Little's Instrument for Club-foot	178	Maunder's Spray Producers	221
Locock's Sponge Syringes	285	Maunoir's Iris Scissors	85, 86
Lonsdale's Instrument for Frac- tured Jaw	131	McAdams's Mouth Props	225
„ Spinal Apparatus	178	McDougall's Catheters	106
Lowndes's Spirometers	121	McIntyre's Fracture Splints	189
„ Vectis	43	McLean's Stethoscopes	116
Luer's Artery Forceps	21	Meadows's Ecraseurs	101
„ Bullet Forceps	22	„ Speculums	203
„ Calculus Extractors	89	Medicated Suppositories, Pes- saries, &c.	230, 324
„ Gouge Forceps	283	Medicine Chests	310-314
„ Guillotines	130	Membrane Perforators	43
Luke's Fracture Cradles	194	Mercurial Vapour Baths	213
Lumbar Ice Bags	113	Metacarpal Saws	20
Lunatic Belts	163	Metal Enemas	285
Lund's Ear Douches	270	Metallic Bougies	107
Lyon's Stricture Dilators	233	„ Nipple Shields	44
Mackenzie's Laryngoscopes	124	Metrometer Sounds	256
„ Throat Conductors	292	Metrotomes	256
„ Throat Forceps	126	Microscopes and Apparatus	296-305
Mackintosh Cloth	323	Microscopic Forceps	303
Mackintosh's Midwifery Forceps	38	„ Lamps	304
Maclintock's Ovum Forceps	257	„ Needles	303
Magnifiers, Hand	302	„ Objects	306, 307
Mahomed's Sphygmographs	120	„ Scalpels	303
Maisonneuve's Transfusion Ap- paratus	330	„ Scissors	303
„ Urethrotomes	234	„ Syringes	302
Male Glass Syringes	285	Midwifery Cases (Pocket)	31-32
„ Urinals	198, 199	„ Forceps	32-38
Mallam's Chloroform Inhalers	216	„ Instruments	27-32
„ Instantaneous Vaccina- tors	96	Millboards for Starch Bandage Splints	195
„ Stethoscopes	115	Miner's Respirators	325
Manacles	163	Minor Operating Instruments	45-48
Marine Barometers	248	Mirrors, Laryngoscope	125
„ Glue	304	„ Mouth	153, 154
„ Lint	323	Moc Main Trusses	165
Markwick's Spongio-piline	328	Modèl Barometers	249
Marshall's Ear Syphons	272	Morison's Auriscopes	210, 269
		„ Pneumatic Ear Specu- lums	271

	PAGE
Morton's Retractors	328
Mortuary Tables	325
Mouth Mirrors	153, 154
" Props	225
Mudge's Chloroform Inhalers	217
Mulloney's Bandages	197
Murchison's Thermometers	245
" Trocars	157
Murphy's Chloroform Inhalers	217
" Craniotomy Forceps	39
" Crotchets	42
" Midwifery Forceps	38
Murray's Inhalers	217
Naegele's Perforators	43
Nævus Needles	49
Nail Scissors	332
Napier's Pessaries	112
Nasal Catheters	276
" Douches	276, 326
" Speculums	210, 276
Nash's Bronchitis Kettles	214
Naugenbaur's Speculums	211
Neck Pillows	295
Necrosis Forceps	284
" Trephining, and Resec-	
" tion Instruments	282-284
Needle-holders	132, 257
" holding Forceps	256, 257
Needles, Acupressure	314
" Acupuncture	48
" Acupunctur	314
" Aneurism	48, 58
" Cataract	81
" Exploring	59
" Eye	80, 81
" Fergusson's	132
" Hæmorrhoidal	230
" Hernia	228
" Hulke's Suture	81
" Ligature	132
" Microscopic	303
" Nævus	49
" Palate	131, 132
" Periheum	257
" Pick's Blunt	132
" Seton	62
" Sims' Tubular	257
" Staphyloraphia	132
" Suture	24, 50
" Tubular	131
" " Wire	132
Nélaton's Dilators	229
" Gunshot Probe	23
" Instrument for Stone	93
" Radius Splints	189
Nelson's Inhalers	217
Neville's Splints	189

	PAGE
Nicholas's Vaccine Inciters	97
Nicholl's Blowpipes	65
Nightingale's Respirators	328
Nipple Shells	44
" Shields	44
Nitrous Oxide Bags	224
" Gas Apparatus	222-225
Nose Syringes	276
Note Books, Students'	329
O'Beirne's Tubes	230
Object Boxes	304
" Glasses	305
Obstetric Bags	29, 30
" Binders	161, 162
" Supports	162
O'Connell's Feeding Bottles	318
Odontological Bags	149, 150
Esophagus Bongies	125
Oil Silk	326
Ointment Catheters	103
Oldham's Midwifery Forceps	35
Onychia Forceps	326
" Scissors	326
Operating Instruments, Minor	45-48
" Scalpels	50
" Tables	327
Ophthalmic Caustic Cases	94
Ophthalmoscopes	82-84
Oriental Vapour Baths	212
Orinasal Respirators	328
Osteological Preparations	307-8
Osteotomes	284
Osteotomists	43
Os Uteri Dilators	45
Otosopes	276
Ovariotomy Clamps	267-8
" Forceps	267
" Hooks	267
" Instruments	266-268
" Trocars	157, 267
Ovum Forceps	43, 257
Paget's Knives	60
Palate Chisels	130
" Drills	132
" Knives	132
" Needles	131
Paley's Feeding Apparatus	327
Palfrey's Utero-abdominal Sup-	
ports	163
Parabolic Illuminators	302
Paracentesis Abdominis Trocars	155, 156
Parnell's Patella Apparatus	195
Patella Bandages	195
" Splints	195
Patent Clinical Thermometers	58, 62

	PAGE		PAGE
Pellier's Eyelid Retractors	76	Poroplastic Sheets, Cocking's	196
Pelvimeters	257, 258	Portable Batteries	289
Pelvis, Female	307	" Enemas	277
Pemberton's Splints	188	" Fracture Cradles	194
Pencil-case Vaccinators	96	" Hypodermic Syringes	201
Pencils, Camel-hair	317	" Male and Female Catheters	60, 61
Percussion Hammers	119	" Ophthalmoscopes	82
" Thimbles	119	Post-mortem and Dissecting Instruments	63-65
Percussors	119	Post-mortem Gloves	66
Perforated Zinc Arm Splints	187	" Saws	66
Perforators	42, 43, 284	" Scissors	66
" Membrane	43	" Skull Tractor Drills	66
Perineal Bandages	190	Poultry Carvers	331
Perineum Needles	257	Powder Folders	327
Perrin's Dissecting Hooks	65	Pravaz's Hypodermic Syringes	202
Pessaries	108-113	Pretty's Uterine Compress	262
" Medicated	324	Price's Splints	190
Petits' Spiral Tourniquets	25	Priestley's Craniotomy Forceps	41
Pewter Urinals	200	" Pessaries	110
Phillips' Thermometers	246	" Uterine Dilators	263
Phymosis Forceps	234	Pritchard's Lithotomy Bandages	90
Pick's Blunt Needles	132	Probangs	125
Pilcher's Ear Speculums	210, 272	Probes	61
" Eustachian Catheters	273	" Bowman's	84
Pill Machines	327	" Fistula	229
Pillows, India-rubber	294, 295	" for applying Nitrate of Silver	258
Pin Legs	174	" for Lachrymal Duct	84
Pins, Acupressure	48	" Gunshot	23
" Harelip	50	" Uterine	264
Placenta Forceps	43	Prolapsus Ani Trusses	167, 230
Plaster, Adhesive	314	" Bandages	167, 230
" Carbolic	317	" Uteri Bandages	163
" Leslie's	322, 323	Prostate Catheters	102, 103, 106
Plated Bougies	107	Prout's Urinometer Cases	280
" Catheters	106	Pullcys, Dislocation	196
" Suture Wire	50	Pulvermacher's Chain Bands	292
Platina Cups, Bantock's	258	Pumps, Breast	44, 226
Playfair's Transfusion Apparatus	330	Puncture Knives	84
" Uterine Probes	264	Puncturing Lancets	258
Pleximeters	119	Quain's Hæmorrhoidal Clamps	228
" and Hammers	119	" Percussors	119
Plugs, Rectum	230, 328	" Rectum Bougies	108, 230
" Vaginal	43, 265	" Stethometers	122
Pneumatic Ear Speculums	271	" Stethoscopes	116
Pocket Cases	60	Rack Aspirators	159
" Instruments, in cases	52-58	Radius Splints	188, 189
" Knives	332	Rain Gauges	250
" Midwifery Cases	31, 32	Ramadge's Inhalers	217
Polarizing Apparatus	302	" Inhaling Tubes	217
Politzer's Eustachian Apparatus	277	Ramsbotham's Craniotomy Forceps	41
Pollick's Forceps	23	" Decapitators	42
Polyprites	258	" Midwifery Forceps	33
Polypus Forceps	276	Ratan Cane Splints	190
" Snares	276		
Pond's Corn Knives	309		
Pontain's Aspirators	159		
Ponteau's Bladder Trocars	156, 229		
Porcelain Thermometers	247		

	PAGE		PAGE
Razors	332	Saws, Finger	20, 60
Reclining Boards	184	" Jaw	284
Rectum Bougies	108, 230	" Metacarpal	20
" Dilators	229	" Post-mortem	66
" Instruments	228-231	" Skull	284
" Plugs	230, 327	" Wood's Shifting Back	20
Reflectors	125	Sayre's American Splints	190
Reid and Morison's Flexible Ste-		Scalpel and Finger Knives	61
scopes	116, 117	" Cases	48
Resection, Trephining, and Ne-		" " 	61, 66, 85, 284
crosis Instruments	282-284	" Microscopic	303
Reservoir Enemas	237	" Operating	50
Respirators	327-8	Scales and Weights	328
" Carrick's	215	Scaling Instruments	138, 151
" King's Miners' and		Scanzoni's Speculum	206
Fireman's	325	Scarifiers	99
Retractors	328	" Cases	99
" Cooper's	259	Scarifying Knives	85
" Eyelid	76	" Lancets	260
Richardson's Apparatus for Sus-		Scarpa's Needles for Reclination	81
pended Animation	315	" Shoes	178
" Spray Producers	221	Schofield's Pessaries	112
" Stricture Dilators	233	Schuff's Double Spoons	74
Ricord's Phymosis Forceps	234	" Forceps	85
" Speculums	206	Scissors, Bowel	65
Riding Belts	162	" Bowman's	85
Rigby's Perforators	43	" Canaliculus	85
Ring Pessaries, Hewitt's	110	" Capsular	72
Robbins & Co.'s Anæsthetic Ether	221	" Dressing	61
Roberton's Funis Instruments	43	" Eye	85
" Midwifery Forceps	34	" Fistula	229
Roller Bandages	197	" Frænum	44
Rosehead Drills	137, 152, 154	" Harelip	320
Rosmund's Hernia Instruments	227	" Iris	85, 86
Routh's Metrotomes	256	" Microscopic	303
" Speculum Holders	206	" Post-mortem	66
Roux's Needle-holders	132	" Onychia	326
Royal Navy Cases	9-12	" Skin-grafting	328
Ruhmkorff's Coils	292-3	" Starch Bandage	328, 329
Rutherford's Thermometers	247	" Strabismus	86
Ryan's Suspenders	168	" Tonsil	132, 134, 135
		" Uterine	259, 264
		" Uvula	135
Sacking, Poles, and Irons for		Scoops, Ear	270
removing Patients from the		" Foreign Body	87
Operating Theatre	328	" Lithotomy	91
Salmon's Fistula Scissors	229	Screw Lever Speculums	204-210
" Trusses	165, 166	Scrotal Trusses	167
Salter's Fracture Cradles	194	Seamless Tube Caustic Cases	94
" Splints	194	Sea-tangle Tents	259
" Stethoscopes	116	Secondary Knives	86
Sankey's Tracheotomy Forceps	128	Section Knives	309
" " Tubes	127	Self-acting Hypodermic Syringes	202
Sansom's Inhalers	217	Self-adjusting Trusses	164
Saunders' Elevators	152	Self-registering Thermometers	244-247
" Needles for Solution	81	Self-retaining Catheters	106
Saunderson's Sphygmographs	120	" Drainage Tubes	317
Saws, Amputating	18-19	" Stems	254-5
" Charrier's Double, for Spine	66		

	PAGE		PAGE
Serrefines	22	Skinner's Inhalers	218
Seton Needles	62	" Pessaries	110
" Tapes	328	Skull Forceps	284
Seutins's Starch Bandage Scissors	328	" Rests	66
Sheffield's Elevators	152	" Saws	284
Shephard's Female Catheters	59, 106	" Tractor Drills	66
Shot Depressors	260	Sliding Artery Forceps	22
Shuter's Portable Epistaxis		Slings, Arm	186
Canula, &c.	62, 273	Slippers, Bed	316
Sibson's Inhalers	217	Smee's Batteries	290
" Stethoscopes	116	Smellie's Perforators	43
" Thermometers	245	Smith's Angular Knives	130
Sichel's Cataract Knives	72	" Aspirators	159
Siegel's Spray Inhalers	218	" Cautery Irons	228, 252
" Spray Producers	221	" Ecraseurs	101
Sieveking's Æsthesiometers	314	" Gags	133
Sigmoid Catheters	260	" Hæmorrhoidal Clamps	228
Signoroni's Tourniquet	25	" Hærelip Forceps	319
Silk, Arnolds' Improved	23	" Needle-holders	257
" Ligature	24, 60	" Splints	189
Silver Probes	61	" Syringes, Exploring	318
Simplex Enemas	234	" Uterine Scissors	264
Simpson's Acupressure Needles	314	Snellin's Eye Compressors	76
" Cephalotribes	39	Snell's Tooth Keys	154
" Chest Measurers	114	Snow's Inhalers	218, 219
" Craniotomy Forceps	42	Socket Arms	173
" Exploring Trocars	252	" Legs	174
" Intra-uterine Stems	253, 254	Soluble Bougies	325
" Metrotomes	256	Sounds, Lithotomy	91
" Midwifery Forceps	32	" Metrometer	256
" Osteotomists	43	" Uterine	264, 265
" Ovum Forceps	257	Spatulas	62
" Perforators	43	Speculum Caustic Holders	260
" Pessaries	110	" Forceps	253, 260
" Speculums	204	" Holders	206
" Tubular Needles	257	" Lint-holders	260
" Uterine Sounds	264	" Scarifying Lancets	260
" Wire Twisters	261	Speculums, Ani	207, 208, 231
Sims's Double Corkscrews	252	" Ear	208-11, 271, 279
" Duckbill Speculums	205, 206	" Nasal	210, 276
" Ecraseurs	101	" Vaginal	203-207
" Knives	255	Sphygmographs	120
" Metrotomes	256	Spinal Supports	175-178
" Revolving Scalpels	259	Spine Chisels	67
" Sigmoid Catheters	260	" Saws	66
" Sponge Tent Forceps	261	Spiral Tourniquets (Petit's)	25
" " Tents	261	Spirit Thermometers	248
" Tampon Holders	260	Spirometers	121, 122
" Tubular Needles	257	Splint, Fracture, and Cradle	193
" Uterine Hooks	259, 260	" Patella	195
" " Knives	259	Splints	186-191
" " Scissors	259	" Salter's	194
" " Sounds	264	Sponge Forceps	261
Six's Thermometers	247	" Syringes	285
Skeletons, Human	307	" Tents	261
Skeleton Splints	190	" Tent Forceps	261
Skin-grafting Scissors	328	" Tent Introducers	261
		Spongio-pilue	328


	PAGE
Spoons, Double	74
Spratley's Vaccinators	96
Spray Inhalers	218
" Producers	220, 221
Spring Artery Forceps, Improved	21
" Crutches	185
" Dressing Forceps	59
Spuds, Bowman's Double	74
" Walton's	86
Squire's Thermometers	245
Stafford's Urethrotomes	234
Staffs, Lithotomy	92
" Stricture	234
Stage Forceps	302
" Micrometers	302
Standard Thermometers	248
Stanhope Lenses	281
Stanley's Directors	228
Staphyloraphia Needles	132
Starch Bandage Forceps	318
" Scissors	328
" Shears	318
Satham's Student's Chemical Cabinets	329
Stems, Intra-uterine	253-255
Stethometers	122
Stethoscope-holders	122
Stethoscopes	114-118
Sticks, Invalid Walking	186
Stockings	169
Stohrer's Batteries	293
Stokes' Stethoscopes	116
Stomach Pumps	238
Stopping Instruments	138, 151
Strabismus Forceps	86
" Hooks	87
" Knives	87
" Scissors	86
Strait Waistcoats	163
Stretchers, Hospital	320
" Keetley's	329
Stricture Dilators	232
" Instruments	232-234
" Staffs	234
Students' Chemical Cabinets	329
" Microscopes	296
" Note Books	329
Styles	87
" Ware's	87
Suction Trocars	156
Supports (Breast)	44
" Spinal	175-178
Suppositories, Medicated	230, 324
Suppository Tubes	231
Surface Thermometers	244
Surgeon's Cabinets	312-314
Surgical Bags	1
Suspenders	168

	PAGE
Suture Needles	24, 50
" " Hulke's	81
" Silk	50
" Wire	50
Swan's Inhalers	219
Swimming Belts	295
Swing Cradles	193
Syme's Abscess Knives	58, 62
" Artery Forceps	22
" Bougies	108
" Lithotomy Staffs	92
" Stricture Staffs	234
Symon's Chloroform Bottles	219
Symonds' Tractors	43
Syphon Douches	261
" " Nasal	276, 326
" Enemas	240, 241
" Stomach Pumps	238
" Trocars	157, 267
" Vaginal Syringes	241
Syringes, Anatomical	52
" Bladder	89
" Catheter	89
" Ear	273
" Exploring	318
" Eye	77, 86
" Hydrocele	279
" Hypodermic	200-203
" Laryngeal	122
" Metal and Glass	285
" Sponge	285
" Vaginal	241, 278
" Throat	126
" Urethral	279
" Uterine	241, 262
Table Knives and Forks, Razors, &c.	331, 332
" Spoons	332
Tables, Mortuary	325
" Operating	327
Talipes Instruments	179
Tampon-holders	260
Tanner's Pessaries	113
Tape Plaster	322, 323
Tapering Speculums	206, 207
Taper Screws, Liston's	51
Tapes, Seton	328
Taylor's Angular Knives	71
" Bullet Forceps	22
" Vectors	87
T Bandages	163, 197
Teale's Dilators	89
" Thermometers	246
Teats, India-rubber	44
Teevan's Grooved Catheters	107
" Lithotomy Staffs	92

	PAGE		PAGE
Teevan's Lithotrites	92	Tooth Punches	154
" Urethral Syringes	279	Torsion Forceps	22
Temple Scarificators	99	Tosswill's Stomach Pumps	238
Tenaculums	20, 51, 62	Tourniquets	25, 26
Tendon Knives	50, 51	" Improved Elastic	330
Tent Introducers	261	Townley's Chloroform Inhalers	219
Tents, Laminaria	253	Toynbee's Ear Forceps	270
" Sea-tangle	259	" " Speculums	208, 271
Test Glasses, Urinometers, &c.	279-281	" " Otosopes	276
" Stands	281	" " Tympanums, Artificial	268
" Tubes and Glasses	281	Tracheotomes	126
Thermic Hammers	329	Tracheotomy Cleaners	127
Thermometers, Barometers, &c.	242-251	" Forceps	128
Thermometers, Clinical 58, 62, 242-244		" Hooks	128
Thigh-pieces	170	" Knives	128
" Splints	190	" Trocars	128
Thimbles, Percussion	119	" Tube and Canulas	127-129
Thomas's Dissecting Hooks	65	Tractors, Symonds'	43
" Pessaries	112	Transfusion Apparatus	330
Thompson's Bottle and Stopcock	107	Trephines	283
" Bougies	107, 108	" Brushes	284
" Breast Relievers	44, 226	Trephining, Necrosis, and Resection Instruments	282-284
" Catheters	106, 107	Trial Glasses	330
" Caustic Catheters	107	Tripod Stands	224
" Chest Measurers	114	Trocars	154-157
" Lithotomy Forceps	90	" Exploring	59, 156, 252
" " Knives	91	" Ovariotomy	157, 267
" " Sounds	91	" Tracheotomy	128
" Lithotrites	92, 93	Trousseau's Tracheotomy Forceps	128
" Prostate Catheters	106	" " Tracheotomy Tubes	128
" Stricture Dilators	233	Truss Spring Urinals	200
" Syphons	106	Trusses	164-167
" Trocars	156	Tubes, Capillary	97
" Urethra Forceps	93	" Conversation	274
" Urethrotomes	234	" Drainage	317
Thomson's Elevators	153	" Elastic	93
Thread Ligature	24	" Inflating	44
Throat Brushes	125, 126	" Inhaling	214, 217
" Forceps	126	" Laryngotomy	125
" Syringes	126	" Leech	322
Tilt's Uterine Curettes	262	" O'Beirne's	230
Tissue, Gutta-percha	318	" Spray	221
Todd's Rectum Dilators	229	" Suppository	231
" Stethoscopes	116	" " Tracheotomy	127-129
Tomes' Elevators	153	Tubing, Drainage	317
Tongue Depressors	133, 134	" Gasometer	225
" Forceps	134	Tubular Needles	257
Tonsil Bistouries	134	" " Davy's	131
" Forceps	134	" " Wire Needles	132
" Guillotines	130, 131	Tumour and Nævus Needles	49
" Instruments	130-135	" Forceps	262, 267
" Lancets	134	" Hooks	51
" Scissors, Erichsen's	134, 135	" " Cooper's Double	52
Tooth Forceps	139-149	" " Syringes	203
" Instruments	135-154	Turmeric Papers	281
" Keys	153, 154	Turner's Ear Speculums	210, 272

	PAGE		PAGE
Twist, Chinese	50	Vaginal Syringes	241, 278
Tympanums, Artificial	268	Valentin's Section Knives	309
Tyrrell's Hooks	79	Valgus Boots	182
„ Knives	80	Vance's Female Syringes	285
Umbilical Bands	162	Vanzatti's Exploring Syringes	318
„ Belts	162	Vapour Baths	212, 213
„ Trusses	167	Varicocele Needles	331
University Microscopes	298	„ Rings	331
Universal Syringes	268	Vectis Levers	43
Urinals, &c.	198-200	„ Lowndes's	43
Urinary Cabinets	279, 280	Vectors, Taylor's	87
„ Stands	281	Vesico- and Recto-vaginal Instru- ments	252
Urethra Forceps	93	Vesico-Vaginal Fistula Knives	259
Urethral Dilators	263	Vidal's Varicocele Needles	331
„ Lithoclasts	90	Voltoini's Ear Speculums	271
„ Syringes	279	Vulcanite Caustic-holders	95
Urethrotomes	234	„ Rectum Bougies	108, 230
Urinometer Cases	280	„ Syringes	331
Urinometers, Test Glasses, &c.	279-281	„ Urinometers	280
Urinometers, with Indelible Mark- ings	280, 331	Vullick's Pessaries	112
Uterine Cases	264	Vulsellum Forceps	135, 265
„ Compress	262	Wakley's Stricture Instruments	232
„ Curettes	262	Walker's Knives	80
„ Depletors	262	„ Iridectomy Knives	79
„ Dilators	263	Walking Sticks, Invalid	186
„ Directors	252	Waller's Craniotomy Forceps	41
„ Douches	241	„ Midwifery Forceps	37
„ Hooks	259, 60	Walsh's Stethoscopes	116
„ Instruments	251-266	Walton's Bistouries	71
„ Lancets	263	„ Cataract Knives	72
„ Medication Instruments	253	„ Directors	87
„ Polypi Forceps	263	„ Eye Syringes	86
„ Probes	264	„ Eyelid Retractors	76
„ Scissors	259, 264	„ Foreign Body Scoops	87
„ Scissors and Forceps	259	„ Iridectomy Knives	79
„ Sounds	264, 526	„ Lachrymal Duct Knives	80
„ Syringes	241, 262	„ Lachrymal Duct Probes	84
„ Syringe and Sound	265	„ Needles	81
Utero-abdominal Supports	163	„ Spuds	86
Uterus Trusses (Horsley's)	44	Wansborough's Nipple Shields	44
Uvula Instruments	130-135	Warwick's Endoscopes	317
„ Scissors	135	Ware's Styles	87
Vaccinating Bottles	96	Water Beds	295
„ Instruments, Evan's	331	„ Bottles	295
„ Lancets	96	„ Cushions	295
Vaccinators	96, 97	„ Dressing Bandages	197
Vaccine Inciters	97	„ Proof Bed Sheetting	295
„ Tubes	97	Waterproof Padding for Splints	191
Vacher's Midwifery Forceps	38	Wathen's Starch Bandage For- ceps	318
Vaginal Plugs	265	Watson's Inhalers	219
„ Greenhalgh's	43	Wax Rectum Bougies	108, 230
„ Speculums	203-207	Webber's Anti-ligature Forceps	20
		„ Intracisor Forceps	23
		„ Lithotomy Knives	91

	PAGE		PAGE
Weber's Auriscopes	210, 269	Wood's Hernia Needles	228
„ Canalculus Knives	71	„ Hypodermic Syringes	202
Weir's Vaccinators	97	„ Shifting Back Saws	20
Weiss's Speculum Ani	208, 231	Woodward's Obstetric Supports	192
Wells's Ophthalmoscopes	84	Wool, Carbolized	317
„ Ovariotomy Cases	266	„ Cotton	317
„ „ Clamps	267, 268	Wordsworth's Cautery	331
„ „ Trocars	157, 267	World's Guillotines	131
Wenham's Parabolic Illuminators	302	„ Ovariotomy Clamps	267
Whalebone Bougies	108	Wormald's Catheters	106
„ Probangs	125	„ Director and Aneurism Needle	331
White Cooper's, Cataract Knives	73	„ Lithotomy Knives	91
„ „ Entropium Forceps	74	„ Varicocele Rings	331
Wicker's Breast Supporters	44	Worthington's Tracheotomes	126
Wilcox's Forceps	23	Wright's Stethoscope-holders	122
„ Hemorrhoidal Forceps	229	Wry Neck Apparatus	178
Wilde's Ear Forceps	270	Wutzer's Hernia Instrument	227
„ „ Speculums	209, 271	Wyld's Capsular Scissors	72
„ Polypus Snare	276	„ Entropium Forceps	75
Williams's Stethoscopes	116		
Wilmot's Fillet	43	Yearsley's Ear Forceps	270
Wilson's Instrument for Anasarca	99	„ „ Speculums	209, 271
Wiltshire's Sea-tangle and Sponge Tents	259		
Winders, Bandage	197	Zehender's Ophthalmoscopes	82
Wire Adjusters	265, 266	Ziegler's Midwifery Forceps	35
„ Ecraseurs	100	Zinc Arm Splints	187
„ Ligature	24	„ Finger Splints	188
„ Suture	50	„ Leg Splints	188
„ Twisters	135, 261	Zwank's Pessaries	112, 113



A CATALOGUE
OF
SURGICAL INSTRUMENTS.

ARNOLD & SONS' SURGICAL BAG (REGISTERED).
AS SUGGESTED BY MR. BARNARD HOLT.




FIG. 1.



FIG. 2.

The surgical bag as represented (fig. 1) open, which shows a series of wire trays fitted in the central portion of the bag for cases, and the two sides or flaps, with loops for lithotrites, catheters, &c.

The bag contains—(1) A case containing two amputating knives, Butcher's amputating saw, and Catlin. (2) A case containing three scalpels, two curved bistouries, a hernia knife, two lithotomy knives, two harelip or tenotomy knives, probe, sharp-pointed pair of scissors, pair of artery forceps or tenaculum, pair of spring forceps, aneurism needle, double hook, and hernia director. (3) A case containing three cataract knives, Tyrrell's hook, four needles, silver curette and hook, Adams' eyelid retractor, set of Bowman's probes, Crichtett's fine groove director, pair of cilia forceps, pair of iris forceps, and two pairs of scissors. (4) Case containing complete set of Holt's dilators. (5) Tonsil guillotine in case. (6) Ophthalmoscope and laryngoscope combined in case. (7) A pocket case containing gum lancet, Syme's knife, finger knife, scalpel, dressing forceps, pair of scissors, silver caustic case, silver female catheter, probe, director, needles, exploring trocar, &c. (8) A case containing hydrocele trocar, paracentesis trocar, half-ounce glass syringe with platinum point, and small bottle. (9) A case containing gum elastic catheters, Holt's india-rubber winged catheters, folding needle case. (10) A case for harelip pins, acupressure needles, probes, &c. (11) A hypodermic syringe in case. (12) Small chloroform bottle in wood case. On the two sides of the bag :

Two lithotrites, silver double-channel catheter; three short-beaked sounds, prostate catheter, five silver catheters (Nos. 1, 2, 3, 8, and 10), Ponteau's curved trocar for puncturing the bladder, folding rectum speculum, vagina speculum, probang, Arnold & Sons' patent clinical thermometer, polypus forceps, epistaxis catheter, Arnolds' improved écraseur, tooth forceps, tracheotomy tubes, rectum bougies, lithotomy forceps, lithotomy scoops, lithotomy staffs, tourniquet, &c.

Fig. 1 represents the Bag (Morocco) when open.

Fig. 2, the Bag when closed, size $18 \times 5\frac{1}{4} \times 9\frac{1}{2}$.

Complete with instruments as above	50 guineas.
Surgical Bag and wire trays (without instruments)	3 guineas.

The instruments can be varied to suit the requirements of the surgeon.

Extract from the 'Lancet,' April 22nd, 1871:—"The Bag is perfectly portable, and is of a size not to offend the eye or be inconvenient to carry. In this *multum in parvo* there is almost everything that can be required in military or civil practice."

Extract from 'Medical Times and Gazette,' May 13th, 1871:—"Thus the surgeon, if he desires to take with him merely some small case that will go into his pocket, can readily do so. On the other hand, should he be summoned to a railway smash, or go suddenly on foreign or military service, he has but to snatch up the Bag, and there, ready packed, he will find instruments for every disease or injury requiring operation."

Extract from 'Medical Press and Circular,' May 31st, 1871:—"Here is a more compact contrivance, than any yet submitted to surgeons. The interior of

the Bag is so arranged that any instrument can be at once selected without disturbing the rest."

Mr. Barnard Holt writes:—"For some years I have felt the desirability of possessing a convenient Surgical Bag, capable of containing not only instruments required for any surgical emergency, but also those that are in daily use. The difficulty hitherto has been of two kinds—namely, the size of the bag and the facility of readily finding the instruments you require. Dr. Greenhalgh has fitted one of Arnold & Sons' Registered Bags for obstetric purposes, and I have, after some thought, suggested to Mr. James Arnold, of West Smithfield, who is the inventor of the Bag, an interior arrangement by which every instrument can be immediately selected without disturbing the rest."

~~~~~

**AMPUTATING INSTRUMENTS.**

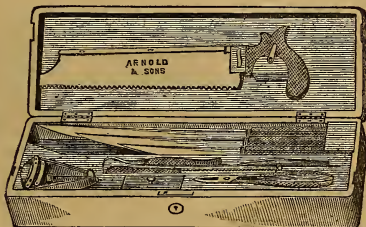


FIG. 3.

No. 1. Morocco case, containing—

- Large Fergusson's Amputating Knife.
- Medium ditto ditto.
- Small ditto ditto.

The case as above . . . . . £1 10 0

~~~~~

No. 2. A Mahogany case, containing—

- Large Liston's Amputating Knife for the flap operation.
- Medium ditto ditto ditto.
- Small ditto ditto ditto.
- Large Circular ditto ditto ditto.
- Catlin.

In ebony handles, complete £2 7 6

No. 3. A Mahogany case lined with velvet, as Fig. 3, containing—

Liston's Amputating Knife, Large, for the flap operation.

Ditto ditto Small.

Catlin.

Large Amputating Saw.

Finger Saw.

Liston's Artery Forceps.

Bone Forceps, Liston's.

Petit's Screw Tourniquet.

Six Needles and Silk.

In ebony handles, complete £4 0 0

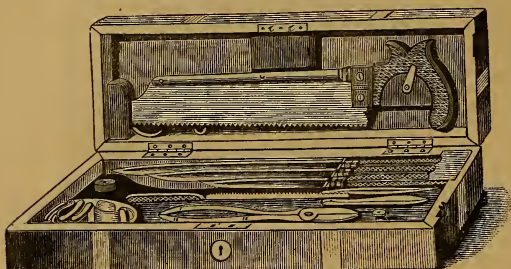


FIG. 4.

No. 4. A handsome Mahogany case, brass bound, and lined with silk velvet (as fig. 4), containing—

Large Liston's Amputating knife for the flap operation.

Small ditto ditto.

Catlin.

Best Large Amputating Saw.

Finger Saw.

Luer's Artery Forceps.

Liston's Bone Forceps, circular joint.

Petit's Spiral Tourniquet.

Spring operating Forceps.

Straight Scissors, extra strong.

Six Needles and Ligature Silk.

In ebony handles, complete £5 5 0

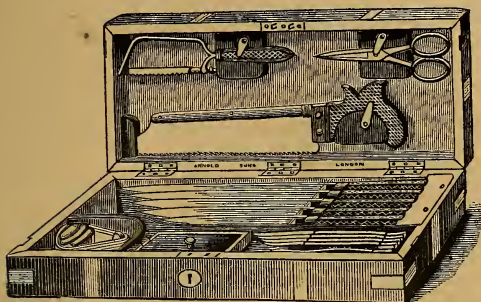


FIG. 5.

No. 5. A very superior and complete set, in a Mahogany case, brass-bound and lined with silk velvet throughout, or the wood polished inside (as fig. 5), containing—

- Large Liston's Amputating Knife for the flap operation.
- Medium ditto ditto ditto.
- Small ditto ditto.
- Circular ditto ditto.
- Catlin.
- Luer's Improved Artery Forceps.
- Large Amputating Saw with solid shoulders.
- Metacarpal Saw.
- Fergusson's Bone Forceps, circular joint.
- Four Operating Scalpels.
- Straight Scissors, extra strong.
- Two Petit's Spiral Tourniquets.
- Six Needles and two Tablets of Arnold & Sons' Improved Ligature Silk.

In ebony handles, complete £6 10 0



No. 6. Keith's Portable Field Case (size 11 in. \times 2 \times 3½), containing—

Amputation Saw and spare blade. One Amputating Knife, and two smaller blades, fitting into a spring socket handle. Improved Bullet Extractor. Four Dieffenbach's Forceps. Strong Bistoury. Luer's Artery Forceps. Spring Operating Forceps. Acupressure Pins, Needles, &c.

The set complete £4 12 6

ARMY REGULATION CASE.



FIG. 6.

In accordance with the Army Regulations.

A superior handsome Mahogany brass-bound case, lined with silk velvet (as Fig. 6), containing—

- Four Amputating Knives, various sizes.
- Best Large Amputating Saw.
- Butcher's Amputating Saw, for excisions.
- Liston's Bone Forceps, circular joints.
- Syme's Artery Forceps.
- Liston's Artery forceps.
- Four pairs Dieffenbach's Artery Forceps.
- Two Trephines, small and medium.
- Elevators, square-pointed.
- Strong Straight Scissors.
- Hey's Skull Saw.

Raspatory.
 Straight Gouge.
 Gouge Forceps, improved.
 Pair Necrosis Forceps.
 Fergusson's Clawed or Lion Forceps.
 Pair Dissecting or Spring Forceps.
 Six operating Scalpels.
 Strong Scale-tanged Scalpel.
 Two Curved Bistouries, one each probe and sharp-pointed.
 Three Straight Bistouries, two sharp and one probe-pointed.
 Tenaculum.
 Aneurism Needle.
 Hernia Knife or Bistoury.
 Hernia Director.
 Silver Director.
 Large Trocar and Canula for Paracentesis Abdominis.
 Hydrocele Trocar and Silver Canula.
 Hydrocele Syringe, with palladium point.
 Small exploring Trocar, with Silver Canula.
 Liston's Nævi Needle.
 Improved Bullet Forceps, with moveable blades.
 Bullet Extractor.
 Two Silver Trachea Tubes and Canulas.
 Long Silver Gun-shot Probe.
 Four elastic gum web Male Catheters, Nos. 1, 3, 5, 7.
 Three Silver Male Catheters, hall-marked, Nos. 2, 4, and 6.
 Silver Female Catheter, hall-marked.
 Set of Bowman's Probes, and Critchett's Director in case.
 Anel's Lachrymal Probe.
 Two Silver Styles.
 Cataract Needle, and Walton's Scoop in case.
 Tenotomy Knife.
 Denman's short Midwifery Forceps.
 Two Tourniquets, one each spiral and field.
 Jointed Probang for thrusting and extracting.
 Twelve Suture Needles, half-curved.
 Two Reels Ligature Silk.
 One Reel Silver Wire.
 Pair Pin-cutting Forceps or Pliers.
 Tin Case for Isinglass and Plaster.
 Screw Cap Bottle and Wax.
 Two Reels Thread.

In ebony handles, the case complete as above . . . £24 15 0

ARMY REGULATION CASE.




FIG. 7.

A superior Mahogany case, brass-bound and lined with silk velvet (as fig. 7), containing—

- Small Liston's Amputating Knife for the flap operation.
- Medium ditto ditto ditto.
- Large ditto ditto ditto.
- Large Amputating Saw.
- Amputating Saw with shifting back.
- Three Operating Scalpels.
- Straight Bistoury.
- Two Curved Bistouries, sharp and probe-pointed.
- Hernia Knife.
- Liston's Bone Forceps, circular joints.
- Improved Bullet Forceps, with shifting blades.
- Two Dieffenbach's Artery Forceps.
- Pair Dissecting Forceps.
- Liston's or Luer's Artery Forceps.
- Liston's Needle with handle.
- Aneurism Needle.
- Silver Double Trachea Tube.
- Four elastic gum web Catheters, Nos. 1, 4, 7, and 9.
- Three Silver Catheters, Nos. 3, 5, and 8 (hall-marked).
- Gun-shot Probe, electro-plated.
- Hernia Director.
- Tenaculum.

Scalpel, strong (scale-tang).
 Petit's Screw Tourniquet.
 Medium size Trephine.
 Hydrocele Trocar with Silver Canula.
 Double-extracting Probang.
 Bladder Trocar and Canula.
 Double Elevator.
 $\frac{1}{2}$ oz. Ligature Thread.
 Reel of Arnold and Son's Ligature Silk Cord.
 Six Curved Suture Needles.

In ebony handles, the case complete as above . . . £12 12 0

~~~~~

### SET OF INSTRUMENTS FOR A SURGEON IN THE ROYAL NAVY.



FIG. 8.

A superior Mahogany case, brass-bound and lined with silk velvet as Fig. 8, containing—

Large Amputating Saw, with spare blade.  
 Metacarpal Saw.

Large Amputating Knife for the flap operation.  
 Medium ditto ditto.  
 Small ditto.  
 Two Catlins.  
 Liston's Artery Forceps.  
 Two Tenaculums.  
 Six Operating Scalpels.  
 Two Petit's Tourniquets.  
 Liston's Bone Forceps, circular joints.  
 Skull Forceps.  
 Three Trephines, small, medium, and large.  
 Large Trocar for Paracentesis with Silver Canula.  
 Small Trocar for Hydrocele, with Silver Canula.  
 Hey's Skull Saw and Lenticular.  
 Elevator and Trephine Brush.  
 Two Silver Catheters, Nos. 5 and 8, hall-marked.  
 Two Elastic Gum Web Catheters, Nos. 7 and 9.  
 Fox's Tooth Key with three claws.  
 Two pairs Tooth Forceps, curved and straight.  
 Tooth Punch and Gum Lancet.  
 Pair strong Scissors and Head Razor.  
 Two Seton Needles.  
 Pair of Bullet Forceps and Gun-shot Probe.  
 Scoop for extracting Balls, and Probang with spring end.  
 Probang for applying solutions.  
 Two dozen Suture Needles assorted.  
 Curved Bistoury, probe point, and curved Bistoury, sharp point.  
 Fahrenheit's Thermometer.  
 Arnold and Sons' Ligature Silk.

In ebony handles, the case complete . . . . £16 10 0

*To complete an outfit for a Surgeon in the Royal Navy the following additional instruments are requisite :*

Apparatus for restoring suspended animation, consisting of circular Spring Bellows, fitted with Nostril Pipes and Ear Tubes (large Bottle with cap).

Two Bleeding Lancets.  
 Stomach Pump with Improved Flute Key Lever.  
 Complete case of Pocket Instruments.  
 Six Bleeding Lancets in leather case.  
 Two dozen Elastic Gum Bougies in case.  
 Two sets lined Splints.  
 Two pint Metal Clyster Syringes.  
 Six Urethra Syringes.  
 Four Petit's Tourniquets.  
 Twenty yards Tourniquet Webbing.  
 Twelve Flannel or Linen Roller Bandages.

Two eighteen-tailed Bandages.  
 Sixty yards of Tape, various widths.  
 Complete case of Cupping Instruments.  
 Packet of Suture Needles.  
 Arnold and Sons' Ligature Thread.

The above in plain chest, with lock and key . . . £14 14 0

SET OF INSTRUMENTS FOR AN ASSISTANT  
 SURGEON IN THE ROYAL NAVY.




FIG. 9.

A superior Mahogany case, brass-bound and lined with silk velvet, as Fig. 9, containing—

Amputating Saw, large.  
 Metacarpal Saw with separate blade.  
 Large Amputating Knife.  
 Medium ditto.  
 Catlin.  
 Five operating and one scale tang Scalpel.  
 Liston's Artery Forceps.

Two Tenaculums.  
 Two Improved Trephines, small and medium.  
 Trephine Brush.  
 Two Petit's Tourniquets.  
 Hey's Skull Saw.  
 Raspatory.  
 Skull Forceps.  
 Elevator.  
 Liston's Bone Forceps, circular joints.  
 Two Silver Catheters, Nos. 5 and 8, extra stout.  
 Two elastic gum web Catheters.  
 Two pairs Tooth Forceps, curved and straight.  
 Fox's Tooth Key with three claws.  
 Gum Lancet in tortoiseshell.  
 Tooth Punch.  
 Seton Needle,  
 Gun-shot Probe.  
 Bullet Forceps.  
 Probang with spring for thrusting and extracting.  
 Large Trocar for Paracentesis with Silver Canula.  
 Small Trocar for Hydrocele with Silver Canula.  
 Fahrenheit's Thermometer.  
 One dozen curved Needles.  
 Reel of Arnold and Sons' Surgical Silk Cord.

In ebony handles, the case complete . . . . . £13 13 0

*To complete an outfit for an Assistant Surgeon in the Royal Navy the following additional Instruments are requisite.*

Complete case of Pocket Instruments.  
 Twelve Bleeding Lancets in cases.  
 Six Pewter Syringes.  
 Ligature Thread.

The above in plain wood case . . . . . £4 0 0

*NOTE.—When an Assistant Surgeon is appointed to a ship not having a Full Surgeon, the following instruments are necessary in addition to above:*

|                                                   |        |
|---------------------------------------------------|--------|
| Six Bougies in case . . . . .                     | £0 6 0 |
| Set of Lined Splints . . . . .                    | 0 3 6  |
| Three Flannel or Calico Roller Bandages . . . . . | 0 2 0  |



**SET OF INSTRUMENTS REQUIRED BY A  
SURGEON APPOINTED TO THE ROYAL MAIL  
STEAM-PACKET COMPANY.**

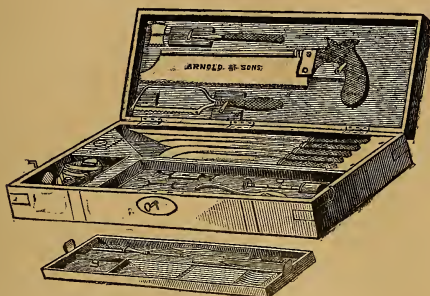


FIG. 10.

A superior Mahogany case, brass-bound and lined with silk velvet, as Fig. 10, containing—

- Large Amputating Saw.
- Metacarpal Saw, with spare blade.
- Large Amputating Knife for the flap operation.
- Medium ditto ditto.
- Large Circular Amputating Knife.
- Medium ditto ditto.
- Catlin.
- Pair Bone Forceps, circular joints.
- Liston's or Luer's Artery Forceps.
- Spring Operating Forceps.
- Two Operating Scalpels and Finger Knife.
- Two Curved Bistouries, probe and sharp point.
- Large Trocar for Paracentesis, with Silver Canula.
- Small Trocar for Hydrocele ditto ditto.
- Trephine and Hey's Skull Saw.
- Elevator and Skull Forceps.
- Trephine Brush and Spring Probang.
- Aneurism Needle.
- Petit's spiral Tourniquet.
- Twelve curved Suture Needles.
- Reel of Arnold and Son's Surgical Silk Cord.

In ebony handles, the case complete . . . . £10 10 0

To complete an outfit the following additional Instruments are requisite :

Case of Midwifery Instruments, consisting of Midwifery Forceps, Lever, Perforator, Blunt Hook, Crotchet, and Craniotomy Forceps.

Complete set of Cupping Instruments.

Set of gum elastic Bougies in case.

Case of Tooth Instruments.

Case of Silver Catheters, Nos. 1, 3, 5, 7, 9, and No. 10, prostatic.

Case of six Bleeding Lancets.

Case of Pocket Instruments, complete.

Thermometer.

Spring Probang for thrusting and extracting.

Six Urethra Syringes.

Metal Syringe.

Liston's Leg and Thigh Splints.

Set of Potts' Straight Splints.

Twenty Calico Roller Bandages.

Tape and Thread.

The set of Instruments as enumerated above . . . £18 18 0

~~~~~

**SET OF INSTRUMENTS REQUIRED BY A
SURGEON APPOINTED TO THE PENINSULAR AND
ORIENTAL STEAM NAVIGATION COMPANY.**

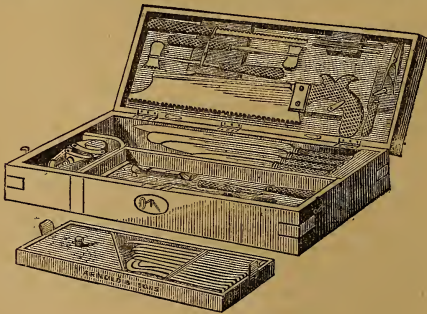


FIG. 11.

A superior Mahogany case, brass-bound, lined silk velvet, or polished throughout, as Fig. 11, containing—

Large Amputation Saw.

Straight Finger Saw.
 Large Liston's Amputating Knife for the flap operation.
 Medium ditto ditto.
 Large Circular Amputating Knife.
 Catlin.
 Pair Bone Forceps, circular joints.
 Spring Artery Forceps.
 Trepine Medium and Trepine Brush.
 Two Hey's skull Saws, and Elevator.
 Two operating and one Scale-tang Scalpel.
 Two straight Finger Knives.
 Two Curved Bistouries, probe and sharp-pointed.
 Large Trocar for Paracentesis, with Silver Canula.
 Small Trocar for Hydrocele ditto.
 Hernia Bistoury and Director.
 Pair Bullet Forceps, and Long Probe.
 Petit's Screw Tourniquet.
 Aneurism and Suture Needles.

In ebony handles, the case complete £10 10 0

To complete an outfit the following additional Instruments are requisite :

Cupping Instruments, complete in case.
 Tooth Instruments ditto.
 Pocket Instruments ditto.
 Three Male Silver Catheters, hall-marked.
 Silver Female Catheter, hall-marked.
 Pair of Midwifery Forceps.
 Six Metallic Bougies.
 Six Bleeding Lancets.

The set of Instruments as enumerated above £12 0 0

SET OF INSTRUMENTS REQUIRED BY A SURGEON APPOINTED TO AN EMIGRANT SHIP.

Case of Amputating Instruments.
 Case of Cupping Instruments.
 Case of Pocket Instruments.
 Case of Tooth Instruments.
 Four Silver Catheters, 2, 4, 6, and 8, hall-marked.
 Silver Female Catheter, hall-marked.
 Four elastic gum web Catheters.
 Midwifery Instruments in case, containing Midwifery
 Forceps, Perforator, Craniotomy Forceps, Blunt Hook, and
 Crotchet.
 Four Bleeding Lancets, in case.

Elevator.

Trachæotomy Tubes.

Trepphine and Trepphine Brush.

The set of Instruments as enumerated above . . . £19 19 0


DR. ANGOVE'S ACCIDENT CASE.


FIG. 12.

Extract from the 'Lancet,' May 21st, 1870.

"SIR,—The accompanying description of my accident case will be found useful, I think, by those of my fellow-practitioners who do the greater part of their work on horseback. The advantages are that it will contain instruments enough for almost any accident, together with lint, plaster, bandages, tourniquet, &c.; and by keeping this stocked and hung up in a handy place, you are ready to be off at any moment. It is easily carried on horseback. By taking the instruments, &c., out you have an oblong box, in which you can put what you like, the instruments being only kept in by a leather strap and an elastic band, which do not take up any room in case.

"In a mining practice one rarely if ever knows the nature of the accident he is called to; I therefore find it valuable, being 'with my case' ready for the smallest cut or anything else, including an amputation.

"Messrs. Arnold and Sons, of 35, West Smithfield, made mine for me; they keep them in stock empty, or will fill them according to order. The cases are made of hard leather, will stand any amount of knocking about, and cost a very small sum.

"I am, Sir, your obedient servant,

"E. SCUDAMORE ANGOVE.

"Ivy House, Camborne, Cornwall, March, 1870."

Dr. Angove's Accident Case, morocco leather, dimensions $14 \times 4\frac{1}{2} \times 3\frac{1}{2}$, as fig. 12, containing—

Amputating Saw, large.

Arnold and Sons' Bullet Forceps, improved, with shifting blades.

Amputating Knife, in ebony handle.

Catlin ditto.

Finger Saw. ditto.

Scalpel, operating.

Liston's Bone Forceps, circular joints.

Artery Forceps, Luer's or Liston's.

Pair strong Scissors.

Two Silver Probes.

Needles and Arnolds' Ligature Suture Silk.

Complete with Instruments, as above	£4	4	0
Morocco Leather case with swivels and strap (without Instruments)	1	1	0

HOSPITAL FIELD PANNIERS.

Instrument Pannier contains—Operating Instruments, Pocket Instruments, Enema, in case, Twenty-four Calico Roller Bandages, Three Water-dressing Bandages, Twelve elastic gum web Catheters, Twelve ditto Bougies, Six Field Tourniquets, One Petit's Spiral Tourniquet, Twelve Surgeon's Needles, Two pieces of Tape, Ligature Thread, Set Cline's Leg Splints, Set Pott's Hollow Arm Splints, Set Lined Splints, Metal Bed-pan, Metal Washing Basin, Two packets pins.

Medicine Pannier contains—Thirty-one Stoppered bottles, Two 1-quart ditto, Two $\frac{1}{2}$ -pint ditto, Five $\frac{1}{4}$ -pint ditto, Twelve 2-ounce ditto, Five 1-ounce ditto, Five $\frac{3}{4}$ -ounce ditto, Five 2-ounce capped Ether Bottles, Six Japanned Tin Boxes, Pill Tile, Pair of Scissors, Pill Knife, Palette Knife, Graduated Measure, Pestle and Mortar, Scales and Weights, Pewter Cup, Three Sponges, Packet Cotton Wool, Demy Paper, Twine, Waxed Paper, Prepared Tissue, Three Glass Syringes, Lantern, Corkscrew, Pill Boxes, Oiled Silk, Gallipots, Corks, Wax Candles, Inkstand, Writing Paper, Labels, Pens, Wafers, Sealing Wax, Tin of Matches, Tins for Tea, Sugar, Arrowroot, Coffee, &c.

The two pairs are constructed to form a Field Operating Table.

The pair of Panniers complete as above	£50	0	0
--------------------------------------------------	-----	---	---

AMPUTATING INSTRUMENTS.

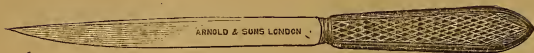


FIG. 13.

Amputating Knife, Liston's, single-edged, 8-inch, Fig. 13 £0 8 0

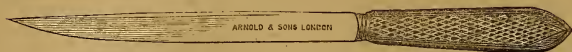


FIG. 14.

Amputating Knife, Liston's, single-edged, 9 inch, Fig. 14 0 8 6

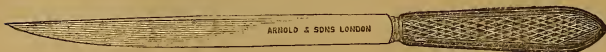


FIG. 15.

Amputating Knife, Liston's, single-edged, 10-inch, Fig. 15	0	9	6
Ditto Small Circular	0	8	6
Ditto Large ditto	0	9	6
Catlin	0	6	6
Amputating Knife, Lisfranc's double-edged, 7 inch.	0	8	0
Ditto ditto ditto 8 inch.	0	8	6
Ditto ditto ditto 9 inch.	0	9	6



FIG. 16.

Amputating Saw (solid shoulder), Fig. 16	0	16	0
Ditto (moveable back)	1	1	0
Ditto Graham's	1	14	0

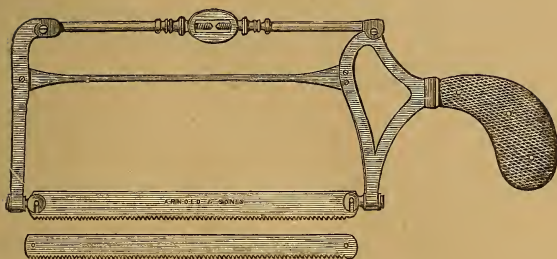


FIG. 17.

Amputating Saw, Butcher's, Fig. 17 £1 15 0



FIG. 18.

Amputating Saw, Arnolds' Improved, as used by Mr. Thomas Bryant (Registered) 2 10 0

From the construction of the saw and formation of the handle, it adapts itself to the hand more readily, and is much lighter than others in use. To remove the blade it simply requires the screw at end of handle to be turned, and the blade can either be removed or turned at any required angle.

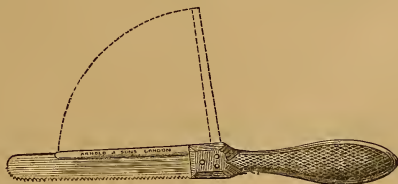


FIG. 19.

Fergusson's Small Saw, with Folding Back, Fig. 19, 7s. 6d. & 0 10 6



FIG. 20.

Wood's Shifting Back Saw, Fig. 20, 10s. 6d., 12s. 6d., and £0 16 6
 Ditto ditto for excision of jaw . 0 10 6

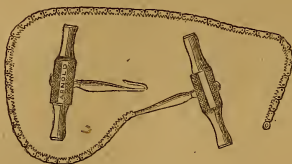


FIG. 21.

Amputating Saw, Chain, Fig. 21 1 10 0



FIG. 22.

Finger Saw, Straight 0 3 6
 Metacarpal or framed Saw 0 10 0
 Anti-ligature Forceps, Webber's 0 7 6



FIG. 23.

Assilini's Artery Forceps, Fig. 23 0 9 6



FIG. 24.

Assilini's Tenaculum, Fig. 24 0 10 6




FIG. 25.

Liston's Artery Forceps, Fig. 25 £0 7 6



FIG. 26.

Luer's Artery Forceps, Fig. 26 0 7 6



FIG. 27.

Cross Action Artery Forceps, Fig. 27 0 6 6



FIG. 28.

Dieffenbach's Artery Forceps, Fig. 28 0 2 6



FIG. 29.

Arnold and Sons' Improved Spring Artery Forceps 0 5 0



FIG. 30.

Sliding Artery Forceps, Fig. 30 £0 3 6



FIG. 31.

Artery Forceps, with Arnold and Sons' improved taper sliding catch, Fig. 31 0 10 0
 Syme's Artery Forceps 0 7 6
 Torsion Forceps, Improved, with serrated teeth, and central groove for using as Needle Forceps 0 10 0



FIG. 32.

Bryant's Torsion Forceps, Fig. 32, large and small, each 0 10 6
 Matthieu's ditto 0 11 6
 Serrefines 0 1 0



FIG. 33.

Arnold and Sons' Bullet Forceps, with Shifting Blades, Fig. 33 0 8 0
 Dr. Taylor's Electric Bullet Forceps 2 2 0
 Dr. Wilde's Electrical Bullet, Probe, and Forceps 6 6 0
 Luer's Bullet Forceps 0 12 6
 Plain pattern ditto ditto 0 5 0



FIG. 34.

Coxeter's Bullet Extractor, Fig. 34 0 12 0
 Ditto ditto jointed for pocket-case 0 15 0



FIG. 35.

Wilcox's Forceps, with Sliding catch; the nut is easily adjustable and can be regulated to hold any substance, Fig. 35 £0 12 6




FIG. 36.

Wilcox's Forceps for large Flap Operations, Fig. 36

	7s. 6d. and	0 8 6
Catgut for Ligatures, per hank		0 1 0
Ditto Carbolised, Lister's, per bottle		0 1 0
Gun-shot Probe, solid silver		0 5 0
Ditto stoutly plated		0 3 6
Ditto flexible metal		0 1 0
Ditto steel		0 1 6
Ditto Whalebone		0 1 6



FIG. 37.

Nélaton's Gun-shot Probe, Fig. 37	0 4 6
Intracisor Forceps, Webber's	0 7 0
Forceps for removing the articular surface of the patella in amputations through the knee-joint, by Mr. G. D. Pollock	1 1 0
Arnold and Sons' Improved Silk, per hank	0 1 0
Ditto ditto extra large banks for Hospitals	0 2 0



FIG. 38.

Arnold and Sons' Improved Silk, four sizes on tablet,
to fit the pocket case, Fig. 38 £0 1 6

ARNOLD AND SONS' IMPROVED SILK possesses the following advantages:—
Pure silk, free from all dressing or colouring matter, and will not kink or curl
under any circumstances; immense strength; being plaited, will tie securely
without untwisting.

Extract from the *Lancet*, October 15th, 1870, page 556:—"We have been
supplied with a specimen of this cord, which appears to us to be very good."

British Medical Journal, October 8th, 1870, page 393:—"Its recommendations
are, that it does not twist or curl when used, like ordinary silk."

Medical Times and Gazette, October 15th, 1870, page 465:—"It is of a plaited
texture, very strong, and is free from all dressing or colouring matter."

Medical Press and Circular, October 12th, 1870, page 300:—"We have seen
a sample of this substance, made by Messrs. Arnold and Sons, and can strongly
recommend it. We hope some of it may be sent out to the French at the seat of
war."

Ligature Silk, per reel	0	1	0
Ditto per hank	0	0	6
Ligature Thread, per reel	0	0	9
Ditto ditto hank	0	0	4
Ligature Wire, Sterling Silver, per hank	0	2	0
Ditto ditto per reel	0	5	0
Ligature Wire, Electro-plated, per hank	0	1	0
Ditto ditto reel	0	2	6
Ligature Wire, Iron, carefully annealed, per hank	0	0	6
Ditto ditto reel	0	1	6
Suture Needles, half-curved, per packet of six	0	1	6
Ditto full curved ditto	0	1	6
Ditto double eyes do.	0	2	6
Ditto grooved to carry wire	0	2	6
Ditto straight triangular points, per doz.	0	1	0
Ditto straight, extra superior, do.	0	3	0

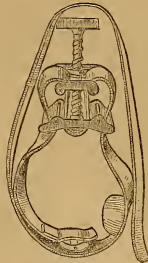


FIG. 39.

Petit's Spiral Tourniquet, Fig. 39	£0	7	6
Field Tourniquet	0	3	0

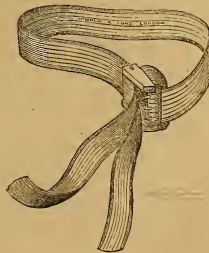


FIG. 40.

Arnold and Sons' Improved Field Tourniquet, which can be instantaneously secured, Fig. 40	0	3	0
--------------------------------------------------------------------------------------------------------	---	---	---

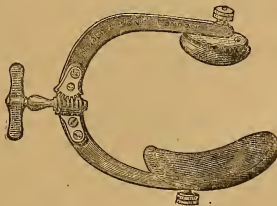


FIG. 41.

Signoroni's Tourniquet, Fig. 41	1	7	6
-------------------------------------------	---	---	---

Fergusson's modification of Signoroni's Tourniquet, with two pads to alternately apply pressure	£2	2	0
Key's Tourniquet	1	15	0
Lister's ditto for the Aorta or External Iliac	1	10	0

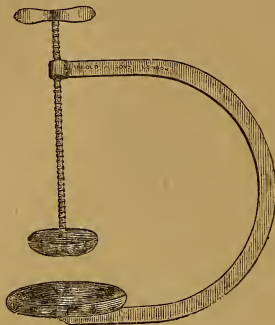


FIG. 42.

Liston's Tourniquet, Fig. 42	1	0	0
De Carte's compressor, for the groin, with ball-socket movement, fitted with rubber band to prevent the unyielding pressure of screw, adapting itself securely to the limb, consequently not liable to produce in- jurious effects from compression	3	5	0
Ditto ditto for middle of thigh	1	18	0

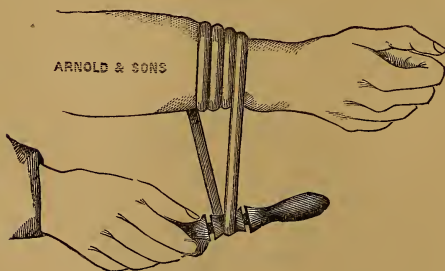


FIG. 43.

Cripps' Improved Esmarch's Elastic Bandage (Bloodless operations), with reel, complete, Fig. 43	0	7	6
--------------------------------------------------------------------------------------------------------------	---	---	---

Extract from the *Lancet*, October 11th, 1873.

"To apply this to the arm, three or four complete turns of the elastic ring are wound tightly round the hand in such a manner as to include the fingers and thumb, care being taken that the turns lie even and do not cross one another. The reel is then put up under the free portion of the ring connecting the upper and lower coil. The reel is passed round and round the limb in an upward direction: thus each coil is unwound from below as another is added above. In this way four tight coils of india rubber are carried up the limb to any distance required. The degree of tightness can be regulated with the greatest nicety by the distance the reel is drawn from the limb by the bandager.

"This method of driving blood from the limb answers perfectly in the arm and in the lower part of the leg; but in carrying the bandage over the popliteal space the flexor tendons prevent the artery being effectually compressed. A firm pad in the space would probably answer the purpose.

"It may be unrolled by reversing the action of the reel to remove the bandage."

Esmarch's Elastic Bandage, wide for Leg	.	per yard	£0	2	0
Ditto for Arm	.	.	.	0	1 0
Ditto India-rubber Tubing	.	.	.	0	3 6
Ditto for Ligatures	.	.	.	0	1 0

MIDWIFERY.

Leather case, containing—

Short Midwifery Forceps.

Craniotomy Forceps, Dr. Clement Godson's.

Perforator.

Blunt Hook and Crotchet.

Female Catheter.

The above in case complete 3 10 0

Handsome morocco case, containing—

Barnes' long Midwifery Forceps.

Simpson's short ditto ditto.

Craniotomy Forceps, improved.

Perforator.

Blunt Hook.

Crotchet, with cross handle.

Lowndes' Vectis.

Frænum Scissors.

Silver Female Catheter, with stopcock.

The above, in case complete 6 0 0

Mahogany case, lined with velvet, containing—

Denman's short Midwifery Forceps.
 Rigby's Perforator.
 Lowndes' Vectis.
 Frænum Scissors.
 Godson's Craniotomy Forceps.
 Crotchet and two blunt Hooks, fitting one handle.
 Fergusson's Glass Speculum.
 Caustic and Sponge Holder, with Scarifying Lancet for the
 Uterus.
 Bivalve Speculum, electro-plated, and gilt.
 Silver Female Catheter, with stopcock.

The above, in case complete £10 0 0



Mahogany case, brass-bound, and lined velvet, containing—

Oldham's Long Midwifery Forceps.
 Craniotomy Forceps.
 Greenhalgh's Short Midwifery Forceps.
 Blunt Hook.
 Decapitator.
 Perforator.
 Crotchet, with cross handle.
 Lever.
 Frænum Scissors.
 Fergusson's Glass Speculum.
 Caustic Holder, with Sponge Holder and Scarifying Lancet.
 Silver Female Catheter, with stopcock.

The above case complete 9 0 0



ARNOLD & SONS' OBSTETRIC BAG (Registered).

AS SUGGESTED BY DR. GREENHALGH.




FIG. 44.



FIG. 45.

Dr. Greenhalgh's Obstetric Bag (Figs. 44 and 45) contains—

- Midwifery Forceps (Dr. Greenhalgh's).
- Perforator (ditto).
- Craniotomy Forceps (Dr. Clement Godson's).
- Blunt Hook (Professor Lazarovitch).
- Crotchet (Dr. Simpson's).
- Frænum Scissors.
- Female Catheter.
- Chloroform Inhaler (Skinner's).
- Chloroform Drop Bottle.
- Uterine Syringe and Enema.
- Spray Apparatus (Dr. Richardson's).

Stoppered Bottles for Ether, Opium, Ergot, Ammonia, Chloroform, Tincture of Iron, &c.

Obstetric Bag, Morocco leather, fitted complete, with

Instruments, as above	£8 0 0
ditto, Instruments Plated Nickel Silver	10 0 0
ditto, without Instruments	2 10 0

Extract from the *Lancet*, March 26th, 1870:—"We have carefully inspected one of these bags, and consider them a decided success."

British Medical Journal, April 23rd, 1870:—"The obstetrician and general practitioner will find it in truth a *multum in parvo*. At first sight eight pounds may appear a heavy price to pay for the luxury of such a bag, but its fittings are of the very best quality, and workmanship."

Medical Times and Gazette, April 9th, 1870:—"Messrs. Arnold and Sons have invented an Obstetric Bag, which certainly is as near perfection as anything we have seen."

Medical Press and Circular, April 13th, 1870:—"The Obstetric Bag is admirably arranged, and we offer the maker our congratulations."

Medical Mirror, September 1st, 1870:—"Practitioners who delight in elegances will find this Bag designed with good taste, while it is furnished with instruments as good in quality and as finished in workmanship as they could wish."

Dr. Tanner's Manual of Midwifery:—"An Obstetric Bag has recently been introduced to the notice of obstetricians by Messrs. Arnold and Sons, of West Smithfield, and from personal experience the author can conscientiously and confidently recommend its use to his professional brethren."

ARNOLD & SONS' OBSTETRIC BAG (Registered).

AS SUGGESTED BY DR. BARNES.

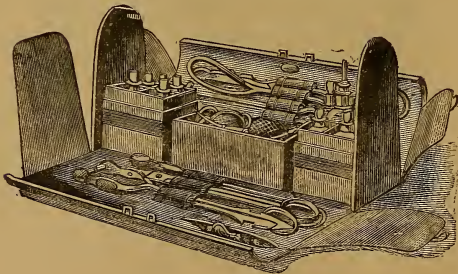


FIG. 46.

Dr. Barnes's Obstetric Bag (Fig. 46) contains—

- Midwifery Forceps (Dr. Barnes's).
- Perforator.
- Craniotomy Forceps.

Blunt Hook.
 Crotchet, with cross handle.
 Frænum Scissors.
 Female Catheter.
 Chloroform Inhaler.
 Chloroform Bottle.
 Uterine Syringe and Enema.
 Dilating Apparatus (Dr. Barnes').
 Stopped Bottles for Ether, Opium, Ammonia, and Porcupine Quill, &c. &c.

Obstetric Bag, Morocco leather, fitted complete, with			
Instruments, as above	£8	8	0
ditto, Instruments Plated Nickel Silver.	10	10	0
ditto, without Instruments	2	10	0

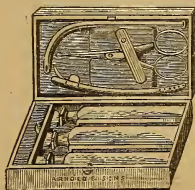


FIG. 47.

Arnold and Sons' Pocket Midwifery case in morocco, lined with silk velvet, Fig: 47, containing—

Three cut-glass Stopped Bottles.			
Frænum Scissors.			
Silver Female Catheter, with Stopcock.			
Silver Inflating Tube, complete.	1	5	0

Arnold and Sons' Pocket Midwifery case in morocco, lined with silk velvet, containing—

Three cut-glass Stopped Bottles.			
Frænum Scissors.			
Plated Female Sliding Catheter.			
Plated Inflating Tube, complete	£1	0	0

Arnold and Sons' Pocket Midwifery case in morocco, lined with velvet, containing—

Three cut-glass Stopped Bottles.

Frænum Scissors,

Elastic Female Catheter, complete . . . £0 15 0

MIDWIFERY FORCEPS, &c.



FIG. 48.

Dr. Barnes's Long Midwifery Forceps, Fig. 48 . . . 1 1 0



FIG. 49.

Sir James Simpson's Long Midwifery Forceps, Fig. 49 . . . 1 1 0



FIG. 50.

Sir James Simpson's Short Midwifery Forceps, Fig. 50 . . . 0 17 6

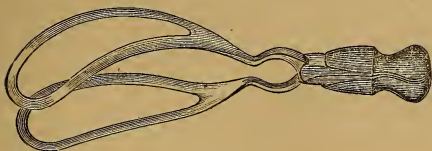


FIG. 51.

Dr. Greenhalgh's Short Midwifery Forceps, Fig. 51	. £1 1 0
Dr. Greenhalgh's Long ditto	. 1 2 6

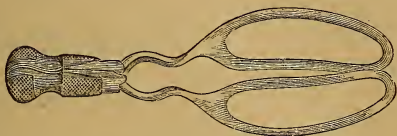


FIG. 52.

Dr. Greenhalgh's Straight Midwifery Forceps, Fig. 52	. 1 0 0
------------------------------------------------------	---------

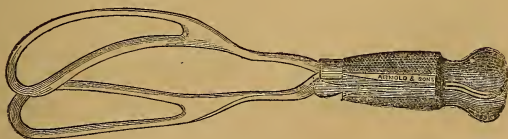


FIG. 53.

Dr. Ramsbotham's Midwifery Forceps, Fig. 53	. . 1 0 0
---------------------------------------------	-----------

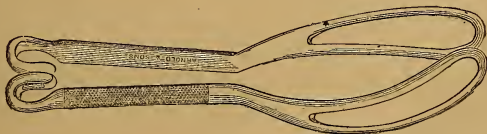


FIG. 54.

Dr. Assilini's Midwifery Forceps, Fig. 54	. . . 1 0 0
-------------------------------------------	-------------

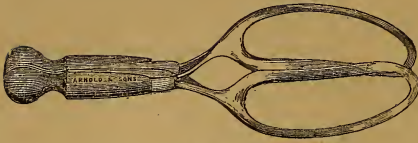


FIG. 55.

Dr. Haighton's Midwifery Forceps, Fig. 55 . . . £0 17 6



FIG. 56.

Dr. Roberton's Long Midwifery Forceps, Fig. 56 . . . 1 0 0

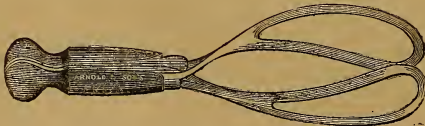


FIG. 57.

Dr. Graily Hewitt's Midwifery Forceps, Fig. 57 . . . 1 1 0



FIG. 58.

Dr. Conquest's Midwifery Forceps, Fig. 58 . . . 0 17 6



FIG. 59.

Dr. Ziegler's Midwifery Forceps, Fig. 59 . . . £1 1 0

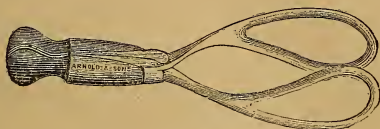


FIG. 60.

Dr. Collins's Short Midwifery Forceps, Fig. 60 . . . 0 17 6
 Dr. Collins's Long ditto . . . 1 1 0

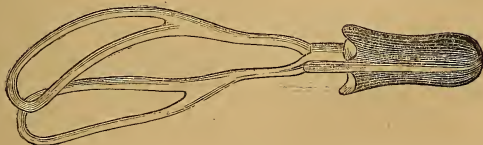


FIG. 61.

Dr. Oldham's Midwifery Forceps, Fig. 61 . . . 1 0 0



FIG. 62.

Dr. Davis's Midwifery Forceps, Fig. 62 . . . 0 17 6



FIG. 63.

Dr. Churchill's Midwifery Forceps, Fig. 63 . . . £1 1 0



FIG. 64.

Dr. Blundell's Midwifery Forceps, Fig. 64 . . . 1 1 0



FIG. 65.

Dr. Clark's Short Midwifery Forceps, Fig. 65. . . 0 17 6
 Dr. Clark's Long ditto 1 0 0



FIG. 66.

Dr. Godson's Midwifery Forceps, Fig. 66 . . . 1 1 0



FIG. 67.

Dr. Waller's Midwifery Forceps, Fig. 67 £0 17 6

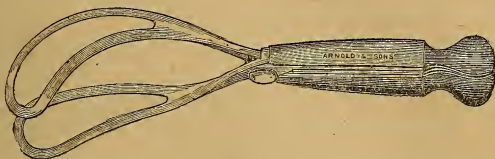


FIG. 68.

Dr. Brüninghausen's Long Midwifery Forceps, Fig. 68 . 1 5 0



FIG. 69.

Dr. Brüninghausen's Short Midwifery Forceps, Fig. 69 . 1 10 0

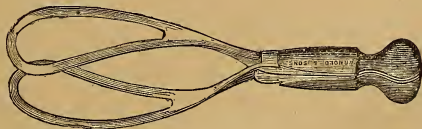


FIG. 70.

Dr. Denman's Short Midwifery Forceps, Fig. 70 . . . 0 17 6
 Dr. Denman's Long ditto 1 0 0

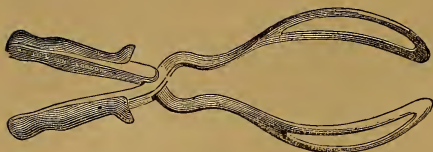


FIG. 71.

Dr. Hall Davis's Improved Midwifery Forceps, Fig. 71 . £1 1 0

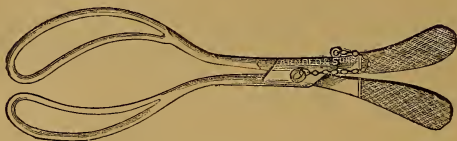


FIG. 72.

Dr. Bowers' Improved Midwifery Forceps, Fig. 72 . 1 5 0



FIG. 73.

Dr. Aveling's Midwifery Forceps, Fig 73	1	1	0
Dr. Lever's Short ditto	0	16	0
Dr. Lever's Long ditto	1	0	0
Dr. Hopkins' ditto	1	3	0
Dr. Murphy's Long ditto	1	0	0
Dr. Farre's ditto ditto	1	0	0
Dr. Beattie's ditto ditto	1	0	0
Dr. Braithwaite's ditto, in leather sheath	1	0	0
Dr. Hodges' ditto	1	0	0
Dr. Inglis's ditto	1	0	0
Dr. Knight's ditto	1	0	0
Dr. Lee's ditto	0	17	6
Dr. Mackintosh's ditto	0	17	6
Dr. Vacher's ditto	1	7	6



FIG. 74.

Professor Lazarovitch's Blunt Hook, with tape, complete, Fig. 74	£0 7 6
Blunt Hook, plain	0 3 0



FIG. 75.

Blunt Hook and Crotchet, Fig. 75	0 4 6
Dr. Godson's Blunt Hook, covered with india rubber	0 7 6

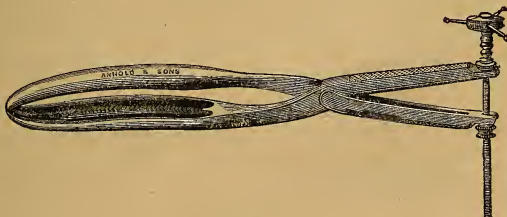


FIG. 76.

Dr. Braxton Hicks' Improved Cephalotribe, Fig. 76	2 12 0
Sir James Simpson's ditto	1 10 0




FIG. 77.

Dr. Murphy's Craniotomy Forceps, Fig. 77	1 5 0
----------------------------------------------------	-------

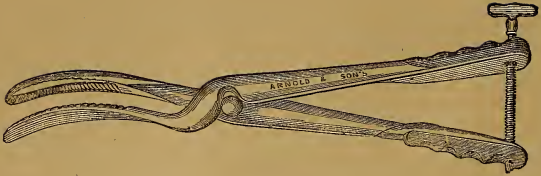


FIG. 78.

Dr. Barnes' Craniotomy Forceps, Fig. 78 £1 10 0

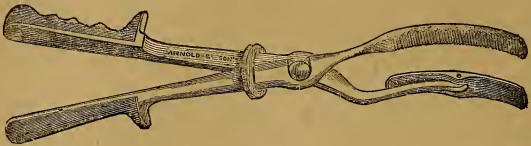


FIG. 79.

Dr. Matthews' Craniotomy Forceps, Fig. 79 1 12 6



FIG. 80.

Dr. Conquest's Craniotomy Forceps, Fig. 80 1 7 6



FIG. 81.

Dr. Godson's Craniotomy Forceps, the handles covered with Russian leather Fig. 81 0 15 0

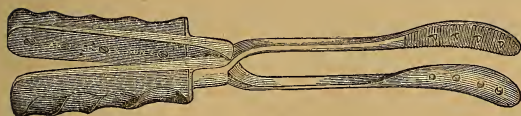


FIG. 82.

Dr. Holmes' Craniotomy Forceps, Fig. 82 . . . £1 7 6

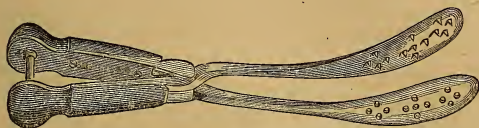


FIG. 83.

Dr. Davis's Craniotomy Forceps, Fig. 83. 1 7 0
 ditto ditto, with rack 1 15 0

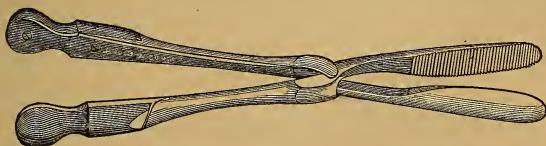


FIG. 84.

Dr. Lee's Craniotomy Forceps, Fig. 84 1 5 0




FIG. 85.

Dr. Waller's Craniotomy Forceps, Fig. 85 1 7 6
 Dr. Lever's ditto 1 5 6
 Dr. Priestley's ditto 1 7 6
 Dr. Ramsbotham's ditto 1 7 6

Dr. Churchill's Craniotomy Forceps	£0	7	0
Sir James Simpson's ditto	1	7	6
Dr. Lever's Decapitator	0	7	6
Dr. Ramsbotham's ditto	0	7	6
Dr. Churchill's Crotchet	0	7	6
Dr. Murphy's ditto	0	7	6
Dr. Murphy's, with two blunt books, in spring handle	1	1	0
Dr. Davis's Guarded Crotchet	1	4	0

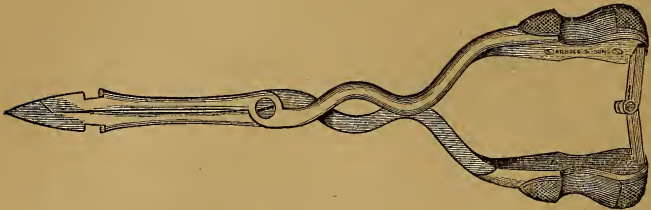


FIG. 86.

Dr. Greenhalgh's improved cross-action Perforator, Fig. 86 1 15 0



FIG. 87.

Dr. Holmes' Perforator, Fig. 87 0 15 0



FIG. 88.

Dr. Denman's Perforator, Fig. 88 0 7 6

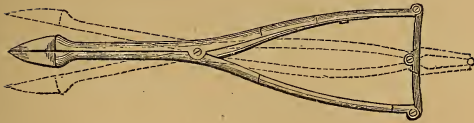


FIG. 89.

Sir James Simpson's Perforator, Fig. 89	£1	1	0
Dr. Naegele's ditto	0	14	0
Dr. Smellie's straight ditto	0	10	0
Dr. Smellie's curved ditto	0	12	0
Dr. Rigby's ditto	0	10	6
Dr. Greenhalgh's Ovum Forceps	0	12	6
Dr. Davis's Osteotomist	1	8	0
Sir James Simpson's ditto	1	10	0
Sir James Simpson's ditto, Right and Left, each	0	17	6
Placenta Forceps	0	7	6
Symonds' Tractor, with jointed handle	0	14	0
Dr. Lowndes's Vectis, with jointed handle	0	12	0
Dr. Lever's ditto	0	8	6

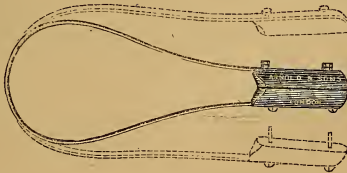


FIG. 90.

Dr. Eardley Wilmot's Fillet, Fig. 90	0	6	6
------------------------------------------------	---	---	---



FIG. 91.

Dr. Lee's Canula, or Membrane Perforator, Fig. 91	0	12	0
Dr. Godson's Improved Membrane Perforator	1	1	0
Dr. Robertson's Instrument for returning the Funis	0	4	6
Dr. Greenhalgh's air or water Vaginal Plugs, three sizes, possesses facility of introduction and removal, accurate and comfortable adaptability, the set complete	1	5	0
Female Silver Catheter (sliding for portability)	0	6	6
Ditto with stopcock	0	7	6
Ditto, Elastic gum ditto	0	1	0

Dr. Horsley's Uterus Truss for Post-partum Hæmorrhage.	£1	5	0
Silver Inflating Tube	0	3	6
Frænum Scissors	0	3	6
Thompson's Breast Reliever	0	2	6
Arnolds' improved Brass Breast-pump, in mahogany case.	0	10	6
Ditto with bent glass ditto	0	12	6

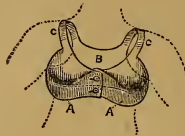


FIG. 92.

Wickers' (Registered) Breast Supports, Fig. 92 0 6 0

It affords ease, support, and comfort, after delivery.

Extract from *Obstetrical Journal*, December, 1873.—“This light, efficient, and inexpensive support for the breast is the invention of Mrs. Wickers. It is perfectly plain and simple in its construction, and easily secured in its proper position. Messrs. Arnold and Sons are sole agents for its sale.”

Extract of letter from Dr. W. Squire:—“I wish to recommend as of great usefulness and comfort a linen supporter for the breast, remarkably light and simple, invented by Mrs. Wickers, a nurse of great experience, who has been long well and favorably known to me. I have found this slight appliance of the greatest service.”

Arnold and Sons have purchased of Mrs. Wickers the exclusive right to manufacture the above Breast Supports.

Arnold and Sons' metallic Nipple Shields, for the prevention and cure of sore Nipples, per box	0	2	0
Dr. Wansborough's ditto ditto	0	2	0
India-rubber Nipple Shields, per pair	0	2	0
Boxwood ditto ditto	0	2	6
Glass ditto ditto	0	1	0
Glass Nipple Shells ditto	0	2	6
Arnold and Sons' India-rubber Breast Relievers	0	2	6
Ditto large size	0	5	0
Feeding Bottles 1s., 2s. 6d., and	0	5	0
India-rubber Teats per doz.	0	2	6
Dr. Diver's Apparatus.			

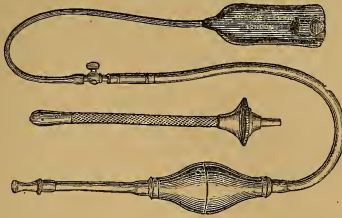


FIG. 93.

Dr. Barnes' Os Uteri Dilators, consisting of Syringe, three Dilators various sizes, Vaginal Pipe, &c., the complete set in Mahogany box, Fig. 93 £1 5 0

TESTIMONIAL RECEIVED FROM DR. GREENHALGH,
*Physician-Accoucheur to, and Lecturer on the Diseases of Women, &c., at,
St. Bartholomew's Hospital, &c.*

72, Grosvenor Street, W.
22nd Feb., 1875.

Gentlemen,

In compliance with your request I have much pleasure in stating that I have employed your firm for many years, and therefore have had ample opportunities of forming an opinion as to your willingness to oblige, general sagacity, promptitude, soundness of material, excellence of work, and fairness of charges, to all of which I can testify with the utmost satisfaction.

I am, Gentlemen,
Truly yours,
R. GREENHALGH.

Messrs. ARNOLD & Sons,
Instrument Makers,
West Smithfield.

~~~~~

## MINOR OPERATION INSTRUMENTS.

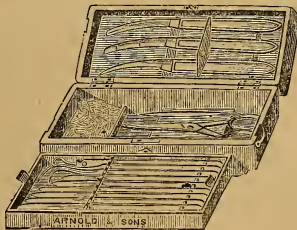


FIG. 94.

Leather case, lined with velvet, as Fig. 94, containing—  
Four Operating Scalpels.

Curved Bistoury, sharp point.  
 Curved Bistoury, blunt point.  
 Hernia Knife.  
 Blunt Hook, single.  
 Tenaculum.  
 Aneurism Needle.  
 Liston's Artery Forceps.  
 Operating Spring Forceps.  
 Straight Scissors.  
 Director.  
 Six Curved Needles.  
 Tablet Arnold and Sons' improved Ligature Silk.

In ebony handles, the case complete . . . . . £2 2 0

~~~~~  
 Superior Morocco case, lined with silk velvet, containing—

Four Operating Scalpels.
 Hernia Knife.
 Curved Bistoury, probe point.
 Curved Bistoury, sharp point.
 Double Tumour Hook.
 Tenaculum.
 Luer's Artery Forceps.
 Aneurism Needle.
 Curved Scissors.
 Operating Spring Forceps.
 Director, silver plated.
 Six Curved Suture Needles.
 Tablet Arnold and Sons' Surgical Silk Cord.

In ebony handles, the case complete 3 0 0

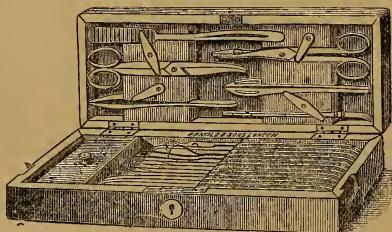


FIG. 95.

Superior Mahogany case, lined with silk velvet, Fig. 95, containing—
 Four Operating Scalpels.

Curved Bistoury, sharp point.
 Curved Bistoury, blunt point.
 Liston's Finger Knife.
 Hernia Knife.
 Tenaculum.
 Double Tumour Hook.
 Aneurism Needle.
 Two Tumour Needles, Liston's.
 Luer's Artery Forceps.
 Curved Scissors.
 Polypus Forceps.
 Operating Spring Forceps.
 Silver Director (Sir A. Cooper's).
 Hernia Director.
 Six curved Suture Needles.
 Tablet Arnold and Sons' Surgical Silk Cord.

In ivory handles, the case complete £4 4 0

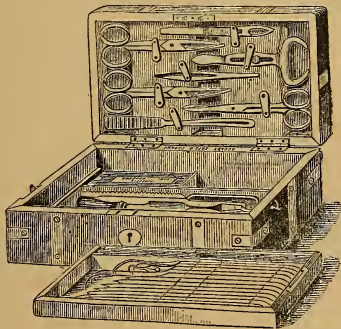


FIG. 96.

Handsome brass-bound Mahogany case, polished inside, Fig. 96, containing—

Four Operating Scalpels.
 Liston's Finger Knife.
 Hernia Knife.
 Curved Bistoury, sharp point.
 Curved Bistoury, blunt point.
 Finger Saw.
 Pair of Bone Forceps.

Two Dieffenbach's Artery Forceps.
 Tenaculum.
 Double Tumour Hook.
 Aneurism Needle.
 Two Liston's Tumour Needles.
 Pair curved Scissors.
 Pair straight Scissors.
 Luer's Artery Forceps.
 Polypus Forceps.
 Operating Forceps.
 Harelip Forceps.
 Bone Gouge.
 Hernia Director.
 Silver Director (Sir A. Cooper's).
 Two wire Retractors, plated.
 Twelve Harelip Pins.
 Silver Suture Wire.
 Twelve Suture Needles.
 Two Tablets Arnold and Sons' Surgical Silk Cord.

In ivory handles, the case complete. £8 8 0

Mahogany case, containing six operating Scalpels, ivory
 handles 0 15 0
 Ditto ditto ditto ebony handles 0 12 6
 Ditto ditto twelve ditto ivory ditto . 1 10 0
 Ditto ditto ditto ebony ditto . 1 5 0



FIG. 97.

Aneurism Needle, ivory handle, Fig. 97 0 3 6
 Ditto ebony ditto 0 3 0
 Acupuncturation Needles 0 1 6
 Acupressure Pins 0 0 6



FIG. 98.

Artery Forceps, Luer's, Fig. 98 0 7 6
 Brodie's Silver Director 0 8 0



FIG. 99.

Bistoury, Curved, probe-pointed, ivory handle, Fig. 99			£0	3	6
Ditto ditto ebony ditto			0	3	0
Bistoury, Straight ditto ivory ditto			0	3	6
Ditto ditto ebony ditto			0	3	0



FIG. 100.

Bistoury, Curved, sharp-pointed, ivory handle, Fig. 100			0	3	6
Ditto ditto ebony ditto			0	3	0
Bistoury, Straight ditto ivory ditto			0	3	6
Ditto ditto ebony ditto			0	3	0



FIG. 101.

Hernia Bistoury, ivory handle, Fig. 101			0	3	6
Ditto ebony ditto			0	3	0



FIG. 102.

Breast Knife, ivory handle, Fig. 102			0	4	6
Ditto ebony ditto			0	4	0
Finger Knife, ivory handle			0	3	6
Ditto ebony ditto			0	3	0
Hernia Director			0	4	6



FIG. 103.

Liston's Tumour and Nævus Needle, ivory handle, Fig. 103			0	3	6
Ditto ditto ebony ditto			0	3	0



FIG. 104.

Scalpel, Operating, ivory handle, Fig. 104	£0	2	6
Ditto ditto ebony ditto	0	2	0
Ditto ditto Scale Tang, ivory handle	0	3	6
Ditto ditto ditto ebony ditto	0	3	0



FIG. 105.

Liston's Harelip Pins, per doz., Fig. 105	0	2	0
Ditto ditto super. „	0	3	0




FIG. 107.

Suture Needles, full curved, per doz., Fig. 106	0	3	0
Ditto half curved „ Fig. 107	0	3	0
Ditto straight „	0	3	0
Ditto double curved „	0	6	0
Suture Silk, Arnold and Sons' improved, per tablet	0	1	6
Ditto ditto per hank	0	1	0
Chinese Twist ditto	0	1	0
Ordinary Suture Silk ditto	0	0	6
Suture Wire, Silver ditto	0	2	0
Ditto ditto per reel	0	5	0
Suture Wire, Plated per hank	0	1	0
Ditto ditto per reel	0	2	6
Suture Wire, Iron per hank	0	0	6
Ditto ditto per reel	0	1	6



FIG. 108.

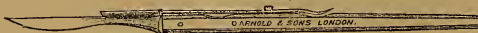


FIG. 109.

Tendon Knife, Improved Guarded, by Mr. R. Davy, Figs. 108 and 109	1	1	0
----------------------------------------------------------------------	---	---	---

Extract from *New Inventions in Surgical Mechanisms*.—"Most surgeons prefer operating upon tendons without an anæsthesia. Every tendon I have divided has been cut but occasionally, with refractory babies; inconvenience has resulted either from the incompetence of the child-holder or the spasmodic jerks of the limb. Messrs. ARNOLD & SONS have carried out my suggestion in fashioning a tenotomy knife that can be introduced by the surgeon through the skin and subcutaneous tissue as a sharp instrument, and may then be converted into a blunt-pointed knife by sliding forward the sheath on the back of the handle."



Fig. 110.



Fig. 111.



Fig. 112.



Fig. 113.



Fig. 114.

Tendon Knives, as Figs. 110, 111, 112, 113, and 114

(ivory handles)	£0	3	6
Ditto, ebony ditto	0	3	0
Tendon Knives, six, in case, complete	1	5	0
Liston's Taper Screw, for holding the Clavicle	0	6	6



FIG. 115.

Tenaculum, ivory handle, Fig. 115	0	3	0
Ditto ebony ditto	0	2	6



FIG. 116.

Tumour Hook, ivory handle, Fig. 116	0	3	0
Ditto ebony ditto	0	2	6



FIG. 117.

Tumour Hook, Cooper's Double, ivory handle, Fig. 117	£0	5	0
Ditto ditto ebony ditto	0	4	6

ANATOMICAL SYRINGES.

Arnold and Sons' Improved Brass Syringe, with four plain pipes and stopcock, in mahogany case, complete	1 oz.	1	10	0
Ditto with six ditto	2 oz.	1	15	0
Ditto ditto	4 oz.	2	2	0
Ditto ditto	6 oz.	2	15	0
Ditto ditto	8 oz.	3	3	0
Ditto Electro-plated, with two pipes for minute injections $\frac{1}{2}$ oz.		0	12	6

POCKET INSTRUMENTS.




FIG. 118.

No. 1. Morocco leather case, Fig. 118, containing—

Curved Bistoury, probe pointed.

Gum Lancet.

Scissors, Dressing.

Dressing or Bow Forceps.

Syme's Abscess Knife.

Scalpel.

Silver Probe.

Director.

Suture Needles.

The above in Tortoiseshell handles 1 4 0




FIG. 119.

No. 2. Morocco leather case, lined silk velvet, with silver lock, Fig. 119, containing—

- Curved Bistoury, sharp pointed.
- Curved Bistoury, probe pointed.
- Gum Lancet.
- Dressing Scissors.
- Bow or Dressing Forceps.
- Syme's Abscess Lancet.
- Scalpel.
- Two Silver Probes.
- Director, plated.
- Spatula.
- Six Suture Needles.

The above in Tortoiseshell handles £1 10 6




FIG. 120.

No. 3. Morocco leather case, lined silk velvet, with silver spring lock, as Fig. 120, containing—

- Curved Bistoury, probe pointed.

Curved Bistoury, sharp pointed.
 Straight Dressing Scissors.
 Curved Scissors.
 Bow or Dressing Forceps.
 Scalpel, double edged.
 Syme's Abscess Knife.
 Gum Lancet.
 Tenaculum.
 Seton Needle.
 Spatula, plated.
 Director, plated.
 Two Silver Probes.
 Six Suture Needles.

The above in Tortoiseshell handles £2 2 0




FIG. 121.

No. 4. Morocco leather case, lined silk velvet, with silver chased spring lock, as Fig. 121, containing—

Double Curved Bistoury, with spring back.
 Gum Lancet and Syme's Knife, with spring back
 Scalpel and Finger Knife ditto.
 Dressing Forceps.
 Liston's Artery Forceps.
 Caustic case, silver.
 Director, plated.
 Two Silver Probes.
 Dressing Scissors.
 Six Suture Needles.

The above in Tortoiseshell handles 3 3 0




FIG. 122.

No. 5. Morocco or Russia leather case, lined silk velvet, with chased silver-gilt spring lock, Fig. 122, containing—

Double Curved Bistoury, with spring back and French catch.

Gum Lancet and Syme's Knife ditto.

Scalpel and Finger Knife ditto.

Straight Dressing Scissors.

Dressing or Polypus Forceps.

Silver Female Catheter, with stopcock.

Luer's Artery Forceps.

Caustic Case, A. & Sons' improved, with platinum spring holder to suit any size caustic.

Silver Director.

Two Silver Probes.

Six Suture Needles.

The above in best Tortoiseshell handles £4 4 0




FIG. 123.

No. 6. Superior Morocco or Russia leather case, lined silk velvet with chased silver spring lock, Fig. 123, containing—

Double Curved Bistoury, with spring back and French catch.

Gum Lancet and Syme's Knife, with spring back and French catch.
 Scalpel and Finger Knife ditto.
 Arnold and Sons' Improved seamless tube Caustic Case, with platinum spring holder.
 Silver Male and Female Catheter, united.
 Straight Dressing Scissors.
 French Bow or Polypus Forceps.
 Luer's Artery Forceps.
 Silver Director.
 Two Silver Probes.
 Exploring Trocar, in ivory case.
 Six Needles and Silver Wire.

The above in superior Tortoiseshell handles . . . £5 5 0




FIG. 124.

No. 7. Extra superior Morocco or Russia leather Case, lined silk velvet, and chased silver-gilt spring lock, as Fig. 124, containing—
 Double Curved Bistoury, with spring back and French catch.
 Gum Lancet and Syme's Knife ditto.
 Scalpel and Liston's Finger Knife ditto.
 Arnold and Sons' improved seamless tube Silver Caustic Case, with platinum spring holder.
 Imray's Ear Scoop and Eye Spud.
 Silver portable Male and Female Catheter, united.
 Straight Scissors, silver-plated.
 Luer's or Liston's Artery Forceps, silver-plated.
 Bow or Polypus Scissors, silver-plated.
 Silver Director.
 Two Silver Probes.
 Spatula, chased, silver-plated.

- Operating Forceps.
- Exploring Needle and Exploring Trocar.
- Two Bleeding Lancets.
- Twelve Suture Needles.
- Silver Suture Wire.

The above in superior Tortoiseshell handles £7 7 0
 Ditto, with the addition of Arnold and Sons' Patent
 Clinical Thermometer and Portable Hypodermic
 Syringe in plated case 8 10 0

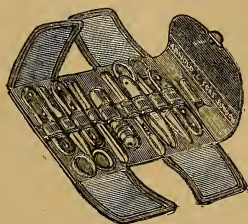


FIG. 125.

No. 8. Arnold and Sons' Diamond Case, A, very portable, Morocco or Russia leather, lined silk velvet, with silver-gilt lock, Fig. 125, containing—

- Double Curved Bistoury, with spring back.
- Gum Lancet and Syme's Knife.
- Scalpel and Finger Knife.
- Straight Dressing Scissors.
- French Bow or Dressing Forceps.
- Luer's or Liston's Artery Forceps.
- Arnold and Sons' Silver Caustic Holder (seamless tube).
- Director, electro-plated.
- Two Silver Probes.
- Six Needles.
- Arnold and Sons' Ligature Silk Cord.

The above in Tortoiseshell handles 3 3 0

No. 9. Arnold and Sons' Diamond Case, B, portable, Morocco, lined silk velvet, with silver-gilt lock, containing—

- Double curved Bistoury, with spring back.

Gum Lancet and Syme's Knife, with spring back.
 Scalpel and Finger Knife ditto.
 Dressing Scissors, straight.
 Artery Forceps.
 Dressing Forceps.
 Director.
 Two Silver Probes.
 Six Needles.
 Ligature Silk.

The above in Tortoiseshell handles £2 15 0

Abscess Knife, Syme's, in tortoiseshell 0 2 6
 Ditto ditto with spring back 0 4 6
 Ditto ditto ditto and French catch . 0 5 6
 Abscess Knife (Syme's), and Gum Lancet, with spring
 back and French catch, in tortoiseshell 0 8 6
 Abscess Lancet, in tortoiseshell 0 2 6



FIG. 126.

Abscess Knife, Syme's and Paget's, with spring back and
 French catch, in tortoiseshell, as Fig. 126 0 8 6
 Aneurism Needle, in tortoiseshell 0 2 6
 Ditto ditto with spring back 0 4 6
 Ditto ditto ditto and French catch . . 0 5 6



FIG. 127.

Aneurism Needle and Tenaculum, with spring back and
 French catch, in tortoiseshell, as Fig. 127 0 8 6
 Arnold and Sons' Portable Pocket Knife contains Gum
 Lancet, Scalpel, Syme's Abscess and Pen Blade, in
 tortoiseshell handle 0 12 6
 Arnold and Sons' Patent Clinical Thermometer 0 12 6
 Bistoury, curved (probe or sharp), in tortoiseshell 0 3 6
 Ditto ditto with spring back 0 5 6
 Ditto ditto ditto and French catch . . 0 6 6



FIG. 128.

Bistoury, double, in tortoiseshell, with spring back and French catch, as Fig. 128	£0	9	0
Bistoury, straight, with spring back	0	4	6
Ditto ditto ditto and French catch	0	5	6
Bow or Dressing Forceps, plain pattern	0	2	6
Ditto ditto French pattern	0	4	6
Director, steel	0	1	6
Ditto German silver-plated	0	2	6
Ditto Silver, extra stout	0	4	6
Dressing Forceps, spring	0	2	6



FIG. 129.

Exploring Needle, in ivory case, Fig. 129	0	3	6
Ditto in tortoiseshell	0	3	0



FIG. 130.

Exploring Trocar, with silver Canula, in ivory, four sizes, Fig. 130	0	7	6
Exploring Needle and Liston's Scoop, in ivory case	0	5	0
Female Catheter, electro-plated	0	4	6
Ditto ditto silver	0	6	0
Ditto ditto silver sliding	0	6	0
Ditto ditto with stopcock	0	7	6
Ditto ditto Dr. Shephard's, with india-rubber tubing complete	0	7	6



FIG. 131.

Finger Knife, in tortoiseshell, with French catch, Fig. 131	0	5	6
-----------------------------------------------------------------------	---	---	---



FIG. 132.

Finger Saw, in tortoiseshell, with French catch as Fig. 132	£0	6	6
Gum Lancet, in tortoiseshell	0	2	6
Ditto ditto with spring back	0	4	6
Ditto ditto ditto and French catch	0	5	6



FIG. 133.

Gum Lancet and Tenaculum, in tortoiseshell, with French catch, as Fig. 133	0	8	6
--------------------------------------------------------------------------------------	---	---	---



FIG. 134.

Hernia Bistoury, in tortoiseshell, with spring back, as Fig. 134	0	6	6
----------------------------------------------------------------------------	---	---	---

Ligature Silk, Arnold and Sons' improved, possesses the following advantages over all existing silks hitherto manufactured:—Pure silk and free from all dressing or colouring matter; will not kink or curl under any circumstances; immense strength, and being plaited, will tie securely without untwisting.

Tablet, with four assorted sizes of silk wound thereon, in neat paper case complete	0	1	6
-----------------------------------------------------------------------------------------------	---	---	---

Extract from the *Lancet*, October 15th, 1870, page 556:—"We have been supplied with a specimen of this cord, which appears to us to be very good."

British Medical Journal, October 8th, 1870, page 393:—"Its recommendations are that it does not twist or curl when used, like the ordinary silk."

Medical Times and Gazette, October 15th, 1870, page 465:—"It is of a plaited texture, very strong, and is free from all dressing or colouring matter."

Medical Press and Circular, October 12th, 1870, page 300:—"We have seen a sample of this substance, made by Messrs. Arnold and Sons, and can strongly recommend it. We hope some of it may be sent out to the French at the seat of war."

Paget's Knife, in tortoiseshell, with French catch	0	6	6
Pocket Cases, Russia or Morocco, lined silk velvet, with silver-gilt chased locks, 7s. 6d., 10s. 6d., 12s. 6d., and	0	15	0
Portable Male and Female Catheter, united, plated	0	7	6
Ditto ditto ditto stout silver	0	16	6

Portable Male and Female Catheter, with Epistaxis Plug, solid silver, in morocco case	£1 5 0
Probes, silver	0 1 0
Ditto extra strong	0 1 6



FIG. 135.

Scalpel and Finger Knife, in tortoiseshell, with French catch, as Fig. 135	0 8 6
-----------------------------------------------------------------------------------------	-------



FIG. 136.

Scalpel, Double, with spring back and French catch, as Fig. 136	0 8 6
Scalpel, in tortoiseshell handle	0 2 6
Ditto ditto with spring back	0 4 6
Ditto ditto ditto and French catch	0 5 6

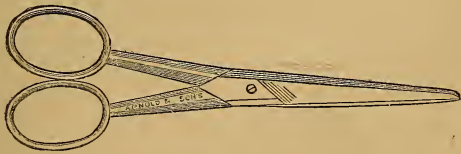


FIG. 137.

Scissors, Dressing, Fig. 137	0 2 6
----------------------------------------	-------




FIG. 138.

Scissors, Dressing, curved, small, Fig. 138	0 3 6
-------------------------------------------------------	-------

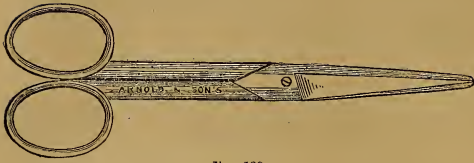


FIG. 139.

Scissors, probe-pointed, Fig. 139 £0 3 6

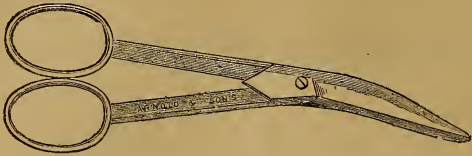


FIG. 140.

Scissors, curved, large, Fig. 140	0	4	6
Seton Needle, in tortoiseshell handle	0	3	6
Shuter's Portable Epistaxis Canula, Gunshot Probe, Director, and ordinary Probe combined, in silver	0	10	6
This set is very portable, and can be carried in the pocket case or waistcoat pocket.			
Spatula, steel	0	1	0
Ditto electro-plated	0	2	6
Ditto electro-plated and chased	0	2	6
Ditto silver, Hall-marked	0	10	0
Syme's Abscess Knife, in tortoiseshell handle	0	3	0
Ditto ditto ditto with spring back	0	4	6
Ditto ditto ditto ditto and French catch	0	5	6
Syme's Abscess Knife and Gum Lancet, in tortoiseshell, with spring back and French catch	0	8	6
Tenaculum, in tortoiseshell handle	0	2	6
Ditto ditto with spring back	0	4	6
Ditto ditto ditto and French catch	0	5	6
Tenaculum and Aneurism Needle, spring back, French catch	0	8	6
Thermometer, Clinical, Arnold and Sons' patent bayonet- joint, in silver case	0	12	6
Ditto ditto ditto German silver case	0	10	6
Ditto ditto in ivory case	0	8	6
Ditto ditto in ebony ditto	0	8	6

**POST-MORTEM AND DISSECTING
INSTRUMENTS.**

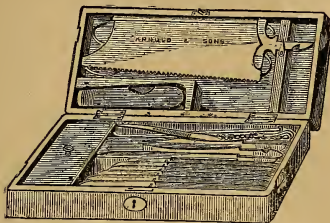


FIG. 141.

Dissecting Instruments, in mahogany case, polished inside, containing—

- Four Scalpels, in ebony handles.
- One-pair Scissors.
- Dissecting Forceps.
- Blowpipe, German silver.
- Set Chain Hooks.

The above, set complete	£0 16 0
In ivory handles	0 18 6

Superior Dissecting Instruments, in mahogany case, polished throughout, containing—

- Six Scalpels, in ebony handles.
- One-pair Large Dissecting Scissors.
- One-pair Small ditto.
- Dissecting Forceps, Large.
- Blowpipe, German silver.
- Set of Chain Hooks.

The above set, complete	1 1 0
In ivory handles	1 5 0

Complete set of Dissecting Instruments, in mahogany case, and polished throughout, containing—

- Six Scalpels, in ebony handles.

Large pair best Dissecting Scissors.
 Small ditto.
 Pair of Superior Spring Forceps.
 Dr. Nicholl's Improved Blowpipe.
 Dr. Thomas's Improved Dissecting Hooks.

The above set, complete £1 11 6
 In ivory handles 1 15 0

~~~~~  
 Post-mortem Instruments, in mahogany case, as Fig. 141, containing—

Saw, Cartilage Knife, Catlin and Chisel, fitting one spring socket, ebony handle.  
 Spring Forceps.  
 Pair of Strong Post-mortem Scissors.  
 Three Scalpels, in ebony handles.  
 Set of Chain Hooks.

The above, complete . . . . . 2 5 0

~~~~~  
 Mahogany case, brass-bound, and polished throughout, containing—

Large Saw, Cartilage Knife, Catlin, and Chisel, fitting one spring socket handle.
 Two Scalpels.
 Pair of Strong Post-mortem Scissors.
 Post-mortem Hammer.
 Tripod.
 Pair of Spring Forceps.
 Set of Chain Hooks.
 Three Needles.

The above, complete 3 0 0

~~~~~  
 Mahogany brass-bound case, polished throughout, containing—

Large Saw, Cartilage Knife, Catlin, and Chisel, fitting one spring socket handle.  
 Six Scalpels, in ebony handles.  
 Brain Knife ditto.  
 Pair of Strong Scissors.  
 Post-mortem Hammer, in ebony handles.  
 Tripod.  
 Spring Forceps.  
 Pair of Bowel Scissors.

Set of Chain Hooks.  
Blowpipe, German Silver.  
Six Needles.

The above, complete . . . . . £4 4 0

A superior Mahogany case, brass-bound, with side hooks, and polished throughout, containing—

Extra strong Post-mortem Saw.  
Double Spine Saw.  
Post-mortem Hammer.  
Strong Chisel, with cross handle.  
Spine Chisel.  
Brain Knife.  
Six Scalpels, in ebony handles.  
Pair of Strong Scissors.  
Bowel Scissors.  
Two Cartilage Knives.  
Two Spring Forceps.  
Sharp Hook.  
Post-mortem Head-rest.  
Six Needles.  
Set of Chain Hooks.  
Dr. Nicholl's Blowpipe.

The above, complete . . . . . 7 15 0

Blowpipe, German Silver . . . . . 0 1 6  
Blowpipe and Stilette, by Mr. Nicholls . . . . . 0 3 6

Extract from the *Lancet*, January 21st, 1871 :—"The blowpipe now in use is continually getting blocked up in consequence of the necessity of having to thrust it through animal tissues."

Extract from the *British Medical Journal*, March 4th, 1871 :—"An improved form of blowpipe for dissecting purposes has been devised by Mr. Nicholls, and is manufactured by Messrs. Arnold and Sons, of West Smithfield. The instrument, if not used for dissection, may be employed as an ordinary trocar and canula."

|                                                                       |             |        |
|-----------------------------------------------------------------------|-------------|--------|
| Bowel Scissors . . . . .                                              | 6s. 6d. and | 0 7 6  |
| Brain Knife, in ebony handle . . . . .                                |             | 0 5 0  |
| Cartilage Knife . . . . .                                             |             | 0 4 0  |
| Cartilage Nippers, extra strong . . . . .                             |             | 0 18 6 |
| Chain Hooks . . . . .                                                 | per set     | 0 2 0  |
| Dissecting Forceps . . . . .                                          | 2s. and     | 0 2 6  |
| Dissecting Hooks . . . . .                                            | per set     | 0 2 0  |
| Ditto Perrin's . . . . .                                              | ditto       | 0 5 6  |
| Ditto Mr. W. Thomas's (vide <i>Lancet</i> , Sept. 17, 1870) . . . . . |             | 0 5 0  |

|                               |          |    |   |   |
|-------------------------------|----------|----|---|---|
| Gloves, Post-mortem . . . . . | per pair | £0 | 6 | 6 |
| Hammer and Chisel . . . . .   |          | 0  | 8 | 6 |

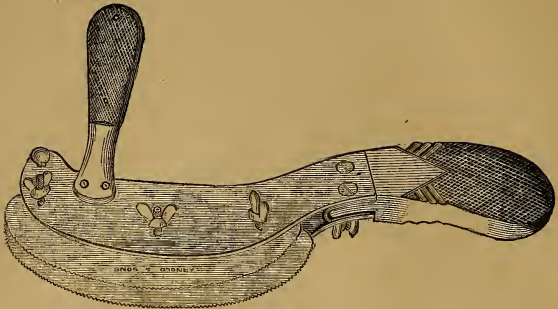


FIG. 142.

|                                                           |         |   |    |   |
|-----------------------------------------------------------|---------|---|----|---|
| Saw, Charrier's Double, for the Spine, Fig. 142 . . . . . |         | 2 | 5  | 0 |
| Saw, Post-mortem, with rounded point . . . . .            |         | 0 | 14 | 0 |
| Ditto with jointed handle . . . . .                       |         | 0 | 16 | 0 |
| Scalpel, in ebony handle . . . . .                        |         | 0 | 2  | 0 |
| Scissors, Post-mortem, extra strong . . . . .             | 3s. and | 0 | 3  | 6 |
| Skull-rests . . . . .                                     |         | 0 | 10 | 6 |

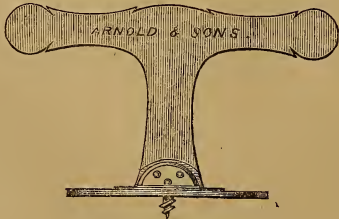


FIG. 143.

Skull Tractor Drill, Post-mortem, by Richard Davy, Esq. 1 0 0  
 Extract from *New Inventions in Surgical Mechanisms*:—"Reflecting medical

men must be often surprised at the clumsy and dangerous method still practised for removing the skull-cap in the post-mortem theatre. I have used the instruments here shown very many times, and recommend them for convenience, safety, and temporal economy."

|                             |    |   |   |
|-----------------------------|----|---|---|
| Spine Chisel . . . . .      | £0 | 5 | 0 |
| Ditto very strong . . . . . | 0  | 8 | 0 |

---

## Eye Instruments.

No. 1. Leather case, containing—

Cataract Knife.  
 Pair Iris Scissors.  
 Iris Forceps.  
 Cilia Forceps.  
 Curette and Hook.  
 Tyrrell's Hook.  
 Two Needles.  
 Two Lachrymal Probes.  
 Spring Speculum.

The above set, in ivory handles . . . . . 2 10 0

---

No. 2. Morocco case, lined silk velvet, containing—

White Cooper's Cataract Knife.  
 Beer's ditto ditto.  
 Beer's Needle for Solution.  
 Saunders' ditto.  
 Scarpa's ditto.  
 Tyrrell's Hook.  
 Silver Hook and Curette.  
 Adam's Eyelid Retractor.  
 Two pairs Maunoir's Scissors, right and left.  
 Set of Bowman's Lachrymal Probes.  
 Critchett's Director for the Canaliculus.  
 Pair Cilia Forceps.  
 Pair Iris Forceps.

The above set, in ivory handles, complete . . . . . 3 12 0

No. 3. Handsome Morocco case, lined silk velvet, containing—

White Cooper's Cataract Knife.  
 Beer's ditto ditto.  
 Dixon's ditto ditto.  
 Two Sichel's ditto.  
 Two Scarpa's Needles.  
 Two Saunders' ditto.  
 Two Beer's ditto.  
 Walton's Foreign Body Scoop.  
 Walton's Curette and Hook.  
 Tyrrell's Hook.  
 Schuft's Double Spoon.  
 Two pairs Maunoir's Scissors, right and left.  
 Cilia Forceps.  
 Two Iris Forceps, curved and straight.  
 Set of Bowman's Probes, in case.  
 Critchett's Director for the Canaliculus, in ivory handle.  
 Adam's Speculum.  
 Gilt wire Spring Speculum.

The above set in ivory handles, complete . . . . £6 10 0



No. 4. Superior Mahogany case, lined silk velvet, containing—

One Dixon's Cataract Knife.  
 Two Sichel's ditto.  
 Silver Curette and Hook.  
 Tyrrell's Hook.  
 Canaliculus Knife.  
 Set of Bowman's Probes, in case.  
 Critchett's Director.  
 Iridectomy Knife, broad.  
 Iridectomy Knife, narrow.  
 Critchett's Knife.  
 Broad Cutting Needle.  
 Bowman's Stop ditto.  
 Two Scarpa's ditto.  
 Two Beer's ditto.  
 Two Dalrymple ditto.  
 Two Small Scalpels.  
 Spatula.  
 Entropium Forceps, Improved.  
 Schuft's Forceps.  
 Iris Forceps, curved.  
 Iris Forceps, straight.  
 Cilia Forceps.  
 Scissors for the Canaliculus.

Two pairs Maunoir's Scissors, right and left.  
 Strabismus Scissors.  
 Spring Specula, with slide.  
 Strabismus Hook.  
 Strabismus Forceps.  
 Lever Canula Instrument with Scissors and Forceps.

The above set in ivory handles, complete . . . . £12 7 6

No. 5. Extra superior Mahogany case, brass bound, and lined silk velvet, containing—

Two Sichel Cataract Knives.  
 One Secondary ditto.  
 One Weber's Canaliculus Knife.  
 Four Graefe's Knives.  
 Two short Needles.  
 Two Stop ditto.  
 Two broad ditto, two sizes.  
 One Scarpa's ditto.  
 One Tyrrell's ditto.  
 One Spatula.  
 One Lens Hook.  
 One Double Platinum Iris Hook.  
 One Curette and Cystatome.  
 Three curved Iridectomy Knives.  
 One Macnamara's ditto.  
 One ordinary straight ditto.  
 One Critchett's and Schuft's Spoon.  
 One Bowman's ditto.  
 One Hulke's Needle.  
 One Cowell's Strabismus Hook.  
 Set of Bowman's probes, in case.  
 One pair Improved Entropium Forceps, right.  
 One ditto ditto left.  
 One ditto Iris Forceps, curved.  
 One ditto ditto straight.  
 One ditto Schuft's Forceps.  
 One ditto Cilia Forceps.  
 Two ditto Maunoir's Scissors, right and left.  
 One ditto Canaliculus ditto.  
 One ditto Strabismus ditto.  
 One Arnolds' Improved Eyelid Retractor.  
 One Walton's Eyelid Retractor.  
 Arnold & Sons' Improved Ophthalmoscope.  
 Anel's Eye Syringe, electro-plated.


The above set, in ivory handles, complete . . . . 15 15 0

No. 6. Handsome Walnut Wood case, brass-bound and lined silk velvet, containing—

- One straight Iridectomy Knife.
- Three angular ditto.
- One Heart-shaped ditto.
- One Beer's Cataract Knife.
- One Sichel's ditto.
- One Dixon's ditto.
- Two Graefe's Extraction Knives.
- One Walton's Knife.
- One Strabismus ditto.
- One Desmarre's ditto.
- One small Scalpel.
- One Weber's Canaliculus Knife.
- One Bowman's Puncture ditto.
- Two Taylor's Angular Knives.
- One Graefe's Vulcanite Curette.
- Three Desmarre's Eye-lid Retractors (of sizes).
- One Critchett's Double Spoon.
- One Bowman's ditto.
- One Taylor's Vectis.
- One double Strabismus Hook.
- One Cautery Fistula Lachrymalis.
- Two Graefe's Strabismus Hooks.
- Two ditto Cystatomes, right and left.
- One Bowman's Spud.
- One Walton's Gouge.
- One Hulke's Suture Needle.
- Two Beer's Needles.
- One Bowman's Decision Needle.
- One Dalrymple's fine ditto.
- One Stop Needle.
- Three broad Needles.
- One Scarpa's Needle.
- One Tyrrell's Scarpa's ditto.
- One round Lens Hook.
- One Tyrrell's Hook.
- One Strabismus Director.
- One Curette and Sharp Hook.
- Seven pairs Iris Forceps, various patterns.
- One Improved Capsular Forceps.
- One ditto Scissors.
- One pair Liebreich's Forceps, cross action.
- Three ditto Cilia Forceps.
- One ditto Entropium Forceps, improved.
- Two ditto Desmarre's Entropium ditto, right and left.
- One ditto Wylde's ditto Forceps.
- One ditto Scissors, straight, fine-pointed.

- One pair Scissors, blunt-pointed.
- One ditto ditto curved on flat, fine-pointed.
- One ditto ditto blunt-pointed.
- One ditto ditto double-curved Maunoir, right.
- One ditto ditto ditto left.
- One ditto ditto side-curved.
- One ditto ditto sickles-curved.
- One Arnolds' Eyelid Retractor.
- One Critchett's ditto.
- One Bowman's ditto.
- One Anel's Eye Syringe, plated.
- One set Lachrymal Bougies, in plated case.
- Two sets Walton's Probes, in plated case.
- Six Ware's Styles, silver.
- Greenslade's Canaliculus Knife and Director combined.
- Needles, Silk, &c.

The above set, in ivory handle, complete . . . . £30 0 0



|                                               |           |   |   |   |
|-----------------------------------------------|-----------|---|---|---|
| Angular Knife, Taylor's sharp point, Fig. 146 | . . . . . | 0 | 4 | 6 |
| Ditto, ditto, round point, Fig. 144           | . . . . . | 0 | 4 | 6 |
| Bistoury for Fistula Lachrymalis, Walton's    | . . . . . | 0 | 4 | 6 |
| Bistoury, Walton's                            | . . . . . | 0 | 4 | 0 |



Canaliculus Knife, Weber's, Fig. 147 . . . . . 0 5 0



Canaliculus Knife, Weber's Improved, Fig. 148 . . . . . 0 5 0



FIG. 149.

|                                               |           |         |
|-----------------------------------------------|-----------|---------|
| Capsular Forceps, with needle-point, Fig. 149 | . . . . . | £1 10 0 |
| Ditto ditto (Lithotrite pattern)              | . . . . . | 1 10 0  |
| Ditto ditto ditto with cutting point          | . . . . . | 1 10 0  |



FIG. 150.

|                                            |           |        |
|--------------------------------------------|-----------|--------|
| Capsular Scissors, sharp-pointed, Fig. 150 | . . . . . | 1 10 0 |
| Ditto, Wyld's, with lever                  | . . . . . | 1 15 0 |



FIG. 151.

|                                  |           |       |
|----------------------------------|-----------|-------|
| Cataract Knife, Beer's, Fig. 151 | . . . . . | 0 4 6 |
|----------------------------------|-----------|-------|



FIG. 152.

|                                   |           |       |
|-----------------------------------|-----------|-------|
| Cataract Knife, Dixon's, Fig. 152 | . . . . . | 0 4 6 |
|-----------------------------------|-----------|-------|



FIG. 153.

|                                    |           |       |
|------------------------------------|-----------|-------|
| Cataract Knife, Graefe's, Fig. 153 | . . . . . | 0 4 6 |
|------------------------------------|-----------|-------|



FIG. 154.

|                                    |           |       |
|------------------------------------|-----------|-------|
| Cataract Knife, Sichel's, Fig. 154 | . . . . . | 0 4 6 |
| Ditto, Walton's                    | . . . . . | 0 4 6 |



FIG. 155.

Cataract Knife, White Cooper's, Fig. 155 . . . . £0 4 6



FIG. 156.

Cautery for Fistula Lachrymalis, Fig. 156 . . . . 0 4 6




FIG. 157.

Cilia Forceps, various patterns, Fig. 157 . . . . 0 4 0



FIG. 158.

Curette, Vulcanite, Fig. 158 . . . . . 0 5 0



FIG. 159.

Cystatome, Graefe's, left, Fig. 159 . . . . . 0 4 0



FIG. 160.

Cystatome, Graefe's, right, Fig. 160 . . . . . 0 4 0  
 Cystatome and Curette, Graefe's . . . . . 0 7 6



FIG. 161.

Double Spoon (in one handle), Critchett's, Fig. 161 . £0 7 0



FIG. 162.

Double Spoon (in one handle), Bowman's, Fig. 162 . 0 7 0  
 Double Silver Spoon, Schuft's . . . . . 0 12 6  
 Director for Strabismus, Guthrie's . . . . . 0 4 0  
 Ditto for the Canaliculus, Critchett's . . . . . 0 3 0  
 Double Spud, Bowman's . . . . . 0 6 6



FIG. 163.

Entropium Forceps, Desmarre's, right, Fig. 163 . . 0 8 0



FIG. 164.

Entropium Forceps, Desmarre's, left, Fig. 164 . . 0 8 0



FIG. 165.

Entropium Forceps, improved cross action, Fig. 165 . 0 8 0  
 Ditto White Cooper's . . . . . 0 8 0

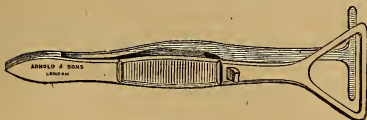


FIG. 166.

Entropium Forceps, Wyld's, Fig. 166 . . . . . £0 8 0



FIG. 167.

Eye Compress, Greenslade's, Fig. 167 . . . . . 0 15 0

By means of the above instrument a soft level compress affixed to the frame can be applied to the eye without the necessity of using any bandage.

Eye Douche, Bowman's . . . . . 0 5 0

Ditto ditto in leather case . . . . . 0 6 6

Eye Drop-bottle, Chalk's . . . . . 0 2 0

Ditto ditto improved, in case . . . . . 0 6 0



FIG. 168.

Eye Fountain, Arnold and Sons' Improved Double-action, in morocco case, lined velvet, Fig. 168 . . . . . 0 14 0

|                                                                                                                    |         |
|--------------------------------------------------------------------------------------------------------------------|---------|
| Eye Fountain, Arnold and Sons' Improved Double-action,<br>electro-plated, in morocco case, lined with velvet . . . | £0 17 6 |
| Ditto Arnold and Sons' Single Action . . .                                                                         | 0 7 6   |
| Ditto ditto electro-plated . . .                                                                                   | 0 12 6  |
| Ditto Savory and Moore's . . .                                                                                     | 0 14 0  |
| Eyelid Compressor, right and left, Lawrence's . . . each                                                           | 0 12 0  |
| Ditto for the lower lid ditto . . .                                                                                | 0 10 6  |
| Ditto right and left, Snellin's . . . each                                                                         | 0 12 0  |

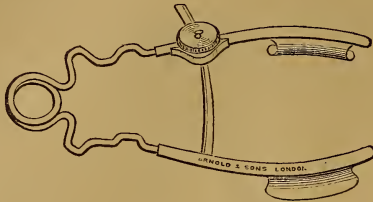


FIG. 169.

|                                                       |       |
|-------------------------------------------------------|-------|
| Eyelid Retractor, with Stop Screw, Fig. 169 . . . . . | 0 6 6 |
|-------------------------------------------------------|-------|

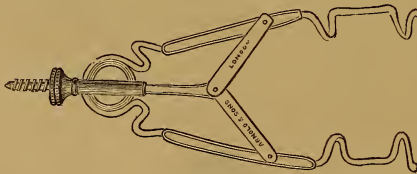


FIG. 170.

|                                                             |       |
|-------------------------------------------------------------|-------|
| Eyelid Retractor, Arnold and Son's Improved, Fig. 170 . . . | 0 7 6 |
| Ditto Adam's . . . . .                                      | 0 3 6 |
| Ditto Bowman's . . . . .                                    | 0 3 6 |
| Ditto Critchett's . . . . .                                 | 0 6 6 |
| Ditto Pellier's . . . . .                                   | 0 5 6 |
| Ditto Walton's . . . . .                                    | 0 7 6 |



FIG. 171.

|                                                         |       |
|---------------------------------------------------------|-------|
| Eyelid Retractor, large, Desmarre's, Fig. 171 . . . . . | 0 5 0 |
|---------------------------------------------------------|-------|



FIG. 172.

Eyelid Retractor, medium, Desmarre's, Fig. 172 . . . £0 4 6



FIG. 173.

Eyelid Retractor, small, Desmarre's, Fig. 173 . . . 0 4 0  
 Eyeshade, Arnold and Sons' Improved . . . . . 0 5 0

NOTE.—This eyeshade is fitted with head spring and small pad resting on the forehead, to which is attached a small socket adjustable at any angle required.

Eyeshade, single, covered silk . . . . . 0 0 6  
 Ditto double . . . . . 0 1 0  
 Ditto Patent Occhiombra, or Transparent, Calken's . 0 5 6  
 Ditto ditto double texture . . . . . 0 6 6  
 Ditto ditto treble texture . . . . . 0 7 6  
 Cases for ditto . . . . . 0 0 6

NOTE.—This eyeshade is made with a very light framework of metal, over which is strained a very fine transparent fabric. They are made in various colours to suit the requirements of those whose eyes require a blue, green, or neutral tint.

Eye Syringe, with bone jet . . . . . 0 2 6  
 Eye Syringe with Gold Probe (Anel's Silver), in morocco case . . . . . 2 0 0  
 Ditto ditto Electro-plated . . . . . 1 5 0

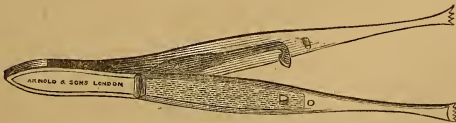


FIG. 174.

Fixation Forceps, Fig. 174 . . . . . 0 7 0

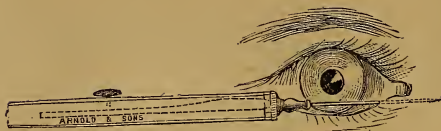


FIG. 175.

Greenslade's Instrument for Slitting the Punctum Lachrymale and Canaliculus, complete with Probe, in Leather Case, Fig. 175 . . . . . £0 15 0

Extract from *British Medical Journal*, June 14th, 1873:—"Mr. Greenslade has lately invented a little instrument which will certainly prove very useful in ophthalmic surgery. By this simple contrivance it will be seen that all danger is obviated of wounding other structures than those required to be divided in opening the duct; an incident hitherto liable to occur with an unruly patient."

Extract from Dr. Bell's *Manual of Surgical Operation*, 3rd edit., page 150:—"Mr. Greenslade has invented a very ingenious little instrument, of which, through his kindness, I am able to show a woodcut, Fig. 175, for slitting up the canaliculus without having to fit the knife in the groove."



FIG. 176.

|                                       |   |   |   |
|---------------------------------------|---|---|---|
| Hook, and Curette, Fig. 176 . . . . . | 0 | 6 | 6 |
| Hook, Double . . . . .                | 0 | 4 | 0 |
| Hook, Desmarre's . . . . .            | 0 | 4 | 0 |



FIG. 177.

|                                                                             |   |   |   |
|-----------------------------------------------------------------------------|---|---|---|
| Hook for steadying the Eyeball, in Strabismus, straight, Fig. 177 . . . . . | 0 | 4 | 6 |
|-----------------------------------------------------------------------------|---|---|---|



FIG. 178.

|                                                             |   |   |   |
|-------------------------------------------------------------|---|---|---|
| Hook for Steadying the Eyeball, angular, Fig. 178 . . . . . | 0 | 5 | 0 |
|-------------------------------------------------------------|---|---|---|



FIG. 179.

Hook, Lens, Fig. 179 . . . . . £0 4 0



FIG. 180.

Hook, Tyrrell's, Fig. 180 . . . . . 0 4 0



FIG. 181.

Iridectomy Knife, Jaeger's Straight, broad and narrow,  
Fig. 181 . . . . . 0 5 0



FIG. 182.

Iridectomy Knife, angular, with rounded shoulders, Fig. 182 0 5 0



FIG. 183.

Iridectomy Knife, angular, Fig. 183 . . . . . 0 5 0  
 Ditto Knife for the extraction of the soft lens,  
 Walker's . . . . . 0 5 0  
 ditto for the Lachrymal Duct, Walton's . . . . . 0 5 0



FIG. 184.

Iris Forceps, curved, Fig. 184 . . . . . 0 5 0



FIG. 185.

Iris Forceps, half curved, Fig. 185 . . . . . £0 5 0



FIG. 186.

Iris Forceps, straight, Fig. 186 . . . . . 0 4 6



FIG. 187.

Iris Forceps, Liebreich's Improved Cross-action, Fig. 187 1 10 0  
 Knife, Critchett's . . . . . 0 4 0  
 Do., Walker's . . . . . 0 4 0  
 Do., Tyrrell's . . . . . 0 4 0



FIG. 188.

Lachrymal Duct Knife, Walton's, Fig. 188 . . . . . 0 4 0  
 Lachrymal Bougies, Laminaria Digitala . . . . . per set 0 3 0



FIG. 189.

Lens Pricker, with platina stem and steel point, Fig. 189 0 5 6



FIG. 190.

Needle, Bowman's Long Suture, Fig. 190 . . . . . 0 5 0



Fig. 191.

Needle, Bowman's Stop, Fig. 191 . . . . . £0 4 0



Fig. 192.

Needle, Broad-cutting, Fig. 192 . . . . . 0 4 0



Fig. 193.

Needles, Cataract, various patterns, Fig. 193 . . . . . 0 4 0



Fig. 194.

Needle for reclinatioon, Scarpa's, Fig. 194 . . . . . 0 4 0



Fig. 195.

Needle, Grooved Tattooing, Fig. 195 . . . . . 0 4 0  
 Ditto, Walton's . . . . . 0 4 0  
 Ditto, Dalrymple's . . . . . 0 4 0



Fig. 196.

Needle, Jacob's curved, Fig. 196 . . . . . 0 4 0  
 Ditto, Jacob's straight . . . . . 0 4 0



Fig. 197.

Needle for solution, Beer's, Fig. 197 . . . . . 0 4 0



Fig. 198.

Needle for solution, Saunders', Fig. 198 . . . . . 0 4 0  
 Needle, Hulke's Suture . . . . . 0 5 0

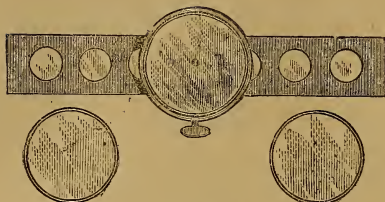


FIG. 199.

Ophthalmoscope, Arnold and Sons' Improved, with shifting Diaphragm, and six Lenses, complete, in case, Fig. 199 £1. 1 0



FIG. 200.

|                                                                                                  |              |   |    |   |
|--------------------------------------------------------------------------------------------------|--------------|---|----|---|
| Ophthalmoscope, Arnold and Sons' Improved Portable, in vulcanite case, for the pocket, Fig. 200, | 10s. 6d. and | 0 | 12 | 6 |
| Ditto Coccini's                                                                                  | .            | 0 | 17 | 6 |
| Ditto Critchett's                                                                                | .            | 1 | 1  | 0 |
| Ditto Zehender's                                                                                 | .            | 1 | 4  | 0 |

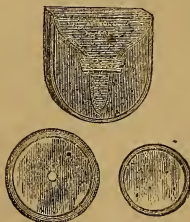


FIG. 201.

Ophthalmoscope, Bader's, in leather case, Fig. 201  
12s. 6d. and 0 15 0

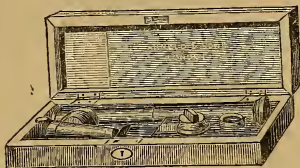


FIG. 202.

Ophthalmoscope, Beale's self-illuminating, in Mahogany case complete as, Fig. 202 . . . . . £2 2 0




FIG. 203.

Ophthalmoscope by Professor Brown, with Lenses, &c., in leather case, complete, Fig. 203 . . . . . 1 1 0  
 Ditto Carter's small, for direct examinations . . . . . 1 1 0  
 Ditto ditto Demonstrating . . . . . 6 6 0




FIG. 204.

|                                                                               |        |
|-------------------------------------------------------------------------------|--------|
| Ophthalmoscope, Liebreich's, with Lenses, complete, in leather case, Fig. 204 | £1 0 0 |
| Ditto Soelberg Wells' Portable, with lenses, &c., complete in morocco case    | 1 1 0  |

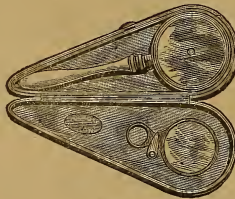


FIG. 205.

|                                                                               |        |
|-------------------------------------------------------------------------------|--------|
| Ophthalmoscope, with Reflector and Magnifying Lens, in morocco case, Fig. 205 | 0 12 0 |
| Probe for the Lachrymal Duct, Walton's                                        | 0 3 0  |
| Probes, Bowman's set of, in metal case                                        | 0 8 6  |



FIG. 206.

|                                    |       |
|------------------------------------|-------|
| Puncture Knife, Bowman's, Fig. 206 | 0 4 0 |
|------------------------------------|-------|



FIG. 207.

Scalpels, Various, Fig. 207 . . . . . £0 4 0



FIG. 208.

Scarifying Knife, Fig. 208 . . . . . 0 4 0  
 Ditto Desmarre's . . . . . 0 5 0  
 Schult's Forceps . . . . . 0 8 0  
 Scissors, Bowman's . . . . . 0 6 0  
 Ditto, Canaliculus . . . . . 0 7 0




FIG. 209.

Scissors, Eye, curved, Fig. 209 . . . . . 0 7 6




FIG. 210.

Scissors, Eye, straight, Fig. 210 . . . . . 0 6 0



FIG. 211.

Scissors, Maunoir's Iris, right and left, each, Fig. 211 . . 0 7 6

|                                            |    |   |   |
|--------------------------------------------|----|---|---|
| Scissors, Maunior's Iris, curved . . . . . | £0 | 7 | 6 |
| Ditto, Maunior's straight . . . . .        | 0  | 6 | 0 |




FIG. 212.

|                                                                   |   |   |   |
|-------------------------------------------------------------------|---|---|---|
| Scissors, Strabismus, probe-pointed, Bowman's, Fig. 212 . . . . . | 0 | 6 | 0 |
|-------------------------------------------------------------------|---|---|---|

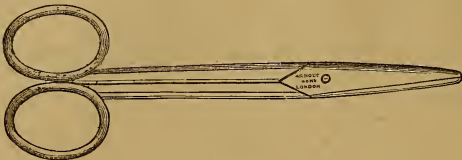


FIG. 213.

|                                                         |   |   |   |
|---------------------------------------------------------|---|---|---|
| Scissors, Strabismus, round-pointed, Fig. 213 . . . . . | 0 | 6 | 0 |
| Ditto ditto Critchett's . . . . .                       | 0 | 6 | 0 |



FIG. 214.

|                                                 |   |   |   |
|-------------------------------------------------|---|---|---|
| Secondary Knife, Desmarre's, Fig. 214 . . . . . | 0 | 4 | 6 |
|-------------------------------------------------|---|---|---|



FIG. 215.

|                                                                                       |   |    |   |
|---------------------------------------------------------------------------------------|---|----|---|
| Secondary Knife, small, Fig. 215 . . . . .                                            | 0 | 4  | 0 |
| Silver Eye Syringe, Walton's complete, with Three Pipes,<br>in morocco case . . . . . | 1 | 17 | 6 |
| Spud, curved, Walton's . . . . .                                                      | 0 | 4  | 0 |
| Spud, Walton's . . . . .                                                              | 0 | 4  | 0 |
| Strabismus Forceps . . . . .                                                          | 0 | 3  | 6 |



FIG. 216.

Strabismus Hook, Bowman's, Fig. 216 . . . . . 30 3 6



FIG. 217.

Strabismus Hook, Cowell's, Fig. 217 . . . . . 0 4 0  
 Strabismus Knife, Guthrie's . . . . . 0 4 0  
 ditto Beer's . . . . . 0 4 0  
 Styles for Fistula Lachrymalis, Ware's . . . . . 0 1 6  
 Ditto ditto gilt . . . . . 0 2 0  
 Ditto (hollow), Arnold and Sons' . . . . . 0 2 0



FIG. 218.

Vector for Extraction of Soft Lens, Taylor's, Fig. 218 . . . . . 0 7 6  
 Walton's Director . . . . . 0 4 0



FIG. 219.

Walton's Foreign Body Scoop, Fig. 219 . . . . . 0 4 0



**LITHOTOMY AND LITHOTRITY INSTRUMENTS.**

Mahogany case, brass bound and lined silk velvet, containing—

- Three Steel Thompson's Sounds.
- One Female ditto.
- Four Lithotomy Staffs.
- Two pairs Liston's Forceps.
- One ditto, curved.
- Two Liston's Knives.
- Two Scoops.
- Two Elastic Gum Tubes.
- Two Web Bandages.

The above, complete . . . . . £6 15 0

Super Mahogany case, brass bound and lined silk velvet, containing—

- Three Sir H. Thompson's straight Forceps.
- One ditto curved ditto.
- Three Liston's Knives.
- One Sir H. Thompson's Knife.
- Four Steel Sounds, Male.
- One ditto Female.
- Four Lateral Staffs.
- Three Median ditto.
- Two Hollow Sounds, plated.
- Two Scoops.
- One Clover's ditto, bent.
- Three Silver-mounted Elastic Gum Tubes.
- One Searcher.
- Syringe and Stop-cock, with Sir H. Thompson's Ball Nozzle for the Bladder.
- Prichard's Leather Cuffs and Anklets.

The case as above . . . . . 13 15 0

Case of Lithotriety Instruments, brass bound and lined silk velvet, containing—

- Sir H. Thompson's Lithotrite.
- Lithotrite, with Flat Blade (for *débris*).

Lithotrite, with flat Blade (for *débris*), for Children.  
 Forceps for removing fragments.  
 Silver Catheter, Hall marked.  
 Brass Syringe for ditto.

The above, complete . . . . . £18 18 0



|                                                                                                    |        |
|----------------------------------------------------------------------------------------------------|--------|
| Bistoury, Concealed . . . . .                                                                      | 0 15 0 |
| Bladder Syringe and Stop-cock, fitted with Sir H. Thompson's plated Ball Nozzle, in case . . . . . | 1 6 0  |
| Brass Catheter Syringe . . . . .                                                                   | 0 10 6 |
| Calculus Extractor, Hainworth's . . . . .                                                          | 1 1 0  |
| Ditto Luer's . . . . .                                                                             | 1 10 0 |
| Ditto Sir A. Cooper's . . . . .                                                                    | 1 15 0 |

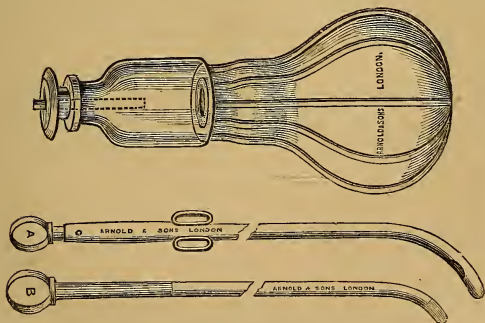


FIG. 220.

|                                                                                                               |        |
|---------------------------------------------------------------------------------------------------------------|--------|
| Débris Extractor (by suction) Clover's, Fig. 220 . . . . .                                                    | 1 12 0 |
| Dilator, Teale's, three blades, for Median Lithotomy . . . . .                                                | 2 10 0 |
| Ditto Vincent Jackson's two-bladed ditto . . . . .                                                            | 2 2 0  |
| Double Channel Catheter, Brodie's Silver Hall Marked, for Injecting the Bladder (continuous stream) . . . . . | 1 10 0 |
| Ditto ditto Arnold and Sons' Improved . . . . .                                                               | 1 14 0 |
| Gorget, Blunt . . . . .                                                                                       | 0 6 6  |
| Ditto Cutting . . . . .                                                                                       | 0 8 6  |
| Instrument for Extracting Foreign Bodies from the Urethra, Leroy D'Etoile's . . . . .                         | 1 10 0 |
| Instrument for Extracting small Stones, Ferguson's . . . . .                                                  | 2 2 0  |

|                                      |         |
|--------------------------------------|---------|
| Lithoclast, Urethral . . . . .       | £1 16 0 |
| Lithotome, with two blades . . . . . | 2 17 6  |

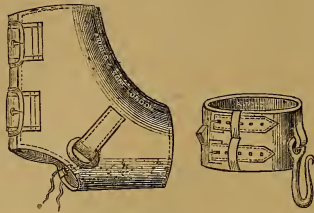


FIG. 221.

|                                                                   |              |        |
|-------------------------------------------------------------------|--------------|--------|
| Lithotomy Bandages, Pritchard's, Fig. 221 . . . . .               | per set      | 1 1 0  |
| Ditto Flannel . . . . .                                           |              | 0 1 6  |
| Lithotomy Forceps, Sir H. Thompson's 9s., 11s. 6d., and . . . . . |              | 0 14 0 |
| Ditto Cross Action . . . . .                                      | 10s. 6d. and | 0 12 6 |




FIG. 222.

|                                               |               |        |
|-----------------------------------------------|---------------|--------|
| Lithotomy Forceps, Curved, Fig. 222 . . . . . | 7s., 9s., and | 0 11 0 |
|-----------------------------------------------|---------------|--------|



FIG. 223.

|                                                 |               |        |
|-------------------------------------------------|---------------|--------|
| Lithotomy Forceps, Straight, Fig. 223 . . . . . | 7s., 9s., and | 0 11 0 |
|-------------------------------------------------|---------------|--------|



FIG. 224.

|                                                |  |       |
|------------------------------------------------|--|-------|
| Lithotomy Knife, Blizard's, Fig. 224 . . . . . |  | 0 5 6 |
|------------------------------------------------|--|-------|




FIG. 225.

Lithotomy Knife, Brodie's, Fig. 225 . . . . £0 3 6




FIG. 226.

Lithotomy Knife, Erichsen's, Fig. 226 . . . . 0 3 6  
 Ditto Key's . . . . . 0 3 6



FIG. 227.

Lithotomy Knife, Liston's, Fig. 227 . . . . 0 3 6  
 Ditto probe point, Ferguson's . . . . 0 4 0




FIG. 228.

Lithotomy Knife, Thompson's, Fig. 228 . . . . 0 5 6  
 Ditto Webber's . . . . . 0 15 0



FIG. 229.

Lithotomy Knife, Wormald's, Fig. 229 . . . . 0 5 6  
 Lithotomy Scoop, three sizes . . . . each 0 5 0  
 Ditto Clover's Bent . . . . . 0 5 6  
 Ditto Erichsen's . . . . . 0 6 6  
 Ditto Ferguson's double, two sizes, 8s. 6d. and 0 10 6  
 Ditto Davy's, with net . . . . . 0 12 6  
 Lithotomy Sound, Steel, solid handles . . . . 0 3 6  
 Ditto Children's . . . . . 0 3 6  
 Ditto Female . . . . . 0 3 6  
 Ditto ditto Sir H. Thompson's, bulbous 0 3 6



FIG. 230.

Lithotomy Sound, with plated fluted handle, as Fig. 230 0 6 0  
 Ditto Sir H. Thompson's, hollow, silver plated 0 15 0

*Sounds are made in sizes from Nos. 1 to 14.*

|                                              |           |    |    |   |
|----------------------------------------------|-----------|----|----|---|
| Lithotomy Staff, Buchanan's Rectangular      | . . . . . | £0 | 7  | 6 |
| Ditto ditto Female                           | . . . . . | 0  | 4  | 0 |
| Ditto Liston's Lateral Groove                | . . . . . | 0  | 7  | 6 |
| Ditto Children's                             | . . . . . | 0  | 6  | 6 |
| Ditto Syme's                                 | . . . . . | 0  | 7  | 6 |
| Ditto Teevan's                               | . . . . . | 0  | 5  | 6 |
| Lithotrite, Brodie's                         | . . . . . | 4  | 0  | 0 |
| Ditto Civial's Brise Pierre, for the Urethra | . . . . . | 3  | 10 | 0 |

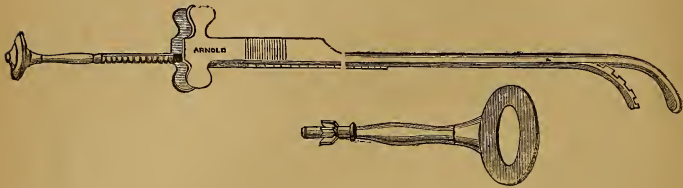


FIG. 231

Lithotrite, Ferguson's Improved, Fig. 231 . . . . . 4 0 0

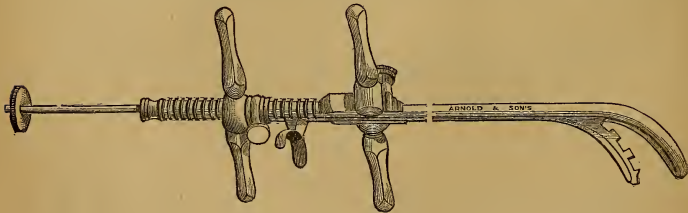


FIG. 232.

Lithotrite, with Percussion Rod, Fig. 232 . . . . . 4 4 0  
 Ditto, Liston's Improved . . . . . 4 0 0  
 Ditto, Teevan's Improved . . . . . 6 0 0

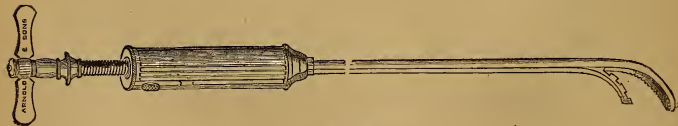


FIG. 233.

Lithotrite, Sir H. Thompson's. (By a simple arrangement the above Lithotrite can instantly be converted from sliding to screw action.) Fig. 233 . . . . . 5 10 0

Lithotrite, Sir H. Thompson's, with flat Blade for *débris* £5 5 0



FIG. 234.

|                                                                                                                                                        |   |   |   |
|--------------------------------------------------------------------------------------------------------------------------------------------------------|---|---|---|
| Lithotrite, without screw motion, for children, Fig. 234 . . . . .                                                                                     | 3 | 0 | 0 |
| Nélaton's Instrument for drilling the stone . . . . .                                                                                                  | 4 | 4 | 0 |
| Scoop for extracting fragments from the urethra . . . . .                                                                                              | 0 | 8 | 6 |
| Silver Catheters, Erichsen's, for <i>débris</i> , with elastic gum<br>stilettes, aperture at end, on the inside of curve, and<br>at the side . . . . . | 1 | 1 | 0 |
| Tubes, Elastic (silver mounts) . . . . .                                                                                                               | 0 | 3 | 6 |



FIG. 235.

Urethra Forceps, Arnold & Sons' Improved Cross Action 0 15 0




FIG. 236.

Urethra Forceps, Sir H. Thompson's, Fig. 236 . . . . . 0 7 6



## CAUSTIC CASES.



FIG. 237.

|                                                                                                                                    |                  |         |
|------------------------------------------------------------------------------------------------------------------------------------|------------------|---------|
| Arnold and Sons' Seamless Tube, silver Caustic Case,<br>with platina spring holder, adjustable to any size<br>Caustic, Fig. 237    | small . . . . .  | £0 12 0 |
| Ditto ditto ditto                                                                                                                  | medium . . . . . | 0 15 0  |
| Ditto ditto ditto                                                                                                                  | large . . . . .  | 0 17 6  |
| Ebony Caustic Case, with silver holder . . . . .                                                                                   |                  | 0 3 6   |
| Ditto Speculum Case, fitted with silver Caustic<br>Holder (palladium), Sponge Holder and Scarifying<br>Lancet, complete . . . . .  |                  | 0 12 6  |
| Electro-plated Caustic Case . . . . .                                                                                              |                  | 0 3 6   |
| Ditto ditto with Exploring Needle . . . . .                                                                                        |                  | 0 7 6   |
| Ditto ditto with Sponge Holder . . . . .                                                                                           |                  | 0 7 6   |
| Ivory Caustic Case, portable . . . . .                                                                                             |                  | 0 1 6   |
| Ditto and Precipitate Case . . . . .                                                                                               |                  | 0 2 0   |
| Ditto Speculum Case, fitted with silver Caustic<br>Holder (palladium), Sponge Holder, and Scarifying<br>Lancet, complete . . . . . |                  | 1 1 0   |
| Ophthalmic Caustic Case, with propelling screw . . . . .                                                                           |                  | 0 12 6  |
| Platinum Caustic Case . . . . .                                                                                                    |                  | 1 15 0  |
| Silver Caustic and Precipitate Case . . . . .                                                                                      |                  | 0 12 6  |
| Silver Caustic Case, small (plain holder) . . . . .                                                                                |                  | 0 6 6   |
| Ditto gilt holder . . . . .                                                                                                        |                  | 0 8 6   |

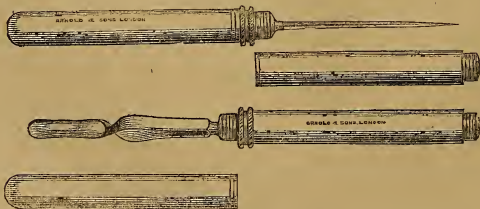


FIG. 238.

|                                                                               |       |
|-------------------------------------------------------------------------------|-------|
| Silver Seamless Tube Caustic Case and Exploring Needle,<br>Fig. 238 . . . . . | 1 0 0 |
|-------------------------------------------------------------------------------|-------|

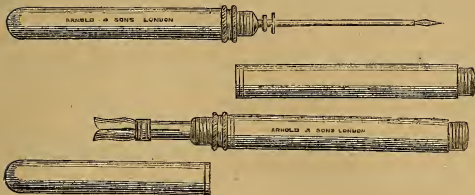


FIG. 239.

Silver Seamless Tube Caustic Case and Exploring Trocar,  
Fig. 239 . . . . . £1 1 0



FIG. 240.

Silver Seamless Tube Caustic Case with Imray's Scoop  
and Eye Spud, Fig. 240 . . . . . 1 5 0  
Ditto with Exploring Trocar, Canula, and  
Walton's Foreign Body Scoop . . . . . 1 7 6  
Vulcanite Caustic Holder, portable . . . . . 0 2 6  
Ditto long . . . . . 0 3 6

VACCINATING LANCETS, &c.

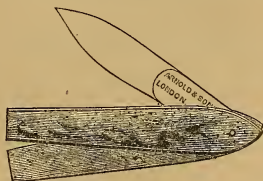


FIG. 241.

Abscess Lancet, in tortoise-shell . . . . . 0 2 6  
Bleeding Lancet, in tortoise-shell, as Fig. 241 . . . . . 0 1 6  
Ditto in pearl . . . . . 0 2 6  
Lancet Case, one-hole, Leather . . . . . 0 0 6  
Ditto two-hole . . . . . 0 0 8  
Ditto four-hole . . . . . 0 1 0

|                                                                  |    |    |   |
|------------------------------------------------------------------|----|----|---|
| Lancet Case, plain, Silver . . . . .                             | £0 | 12 | 0 |
| Ditto engine turned, for two Lancets . . . . .                   | 0  | 18 | 0 |
| Ditto ditto for four ditto . . . . .                             | 1  | 3  | 6 |
| Vaccinating Bottle with Glass Quill for Lymph, in case . . . . . | 0  | 1  | 6 |
| Vaccinating Lancet and Bottle, in case . . . . .                 | 0  | 5  | 6 |
| Ditto Lancet, in tortoise-shell . . . . .                        | 0  | 2  | 6 |

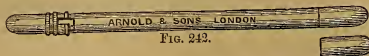


Fig. 242.



Fig. 243.

|                                                                                                     |   |   |   |
|-----------------------------------------------------------------------------------------------------|---|---|---|
| Vaccinator, Arnold and Sons' Improved Pencil Case, with bayonet joint, in sterling silver . . . . . | 0 | 7 | 6 |
| Ditto ditto with case for Capillary Tubes, as Figs. 242 and 243 . . . . .                           | 0 | 9 | 0 |

Fig. 242 shows the instrument closed, and Fig. 243 the instrument ready for use, with the case for capillary tubes open.

The above is a very convenient form of instrument for vaccinating, it is very portable, and the blade is protected in its case by means of a bayonet joint, and has simply to be reversed when required for use; the capillary tubes are kept in the handle. It is the size of an ordinary pencil case.

|                                                                                  |   |    |   |
|----------------------------------------------------------------------------------|---|----|---|
| Vaccinator, Dr. R. Harvey Hilliard's, in electro-plated case, complete . . . . . | 0 | 12 | 6 |
| Ditto Spratley's, in ivory, turn-back case . . . . .                             | 0 | 2  | 6 |

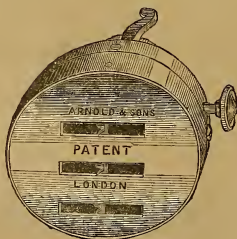


Fig. 244.

|                                                                                                              |   |   |   |
|--------------------------------------------------------------------------------------------------------------|---|---|---|
| Vaccinator, Dr. Mallam's Patent Instantaneous, with two teeth, in morocco case, complete, Fig. 244 . . . . . | 1 | 1 | 0 |
| Ditto three teeth ditto . . . . .                                                                            | 1 | 1 | 0 |
| Ditto four teeth ditto . . . . .                                                                             | 1 | 5 | 0 |

*Extract from 'Lancet,' Feb. 28th, 1874.*—"The celerity with which the operation can be performed will of itself recommend this instrument to all gentlemen in high-class practice."

*Extract from 'Medical Times and Gazette,' March 7th, 1874.*—"This elegant little instrument, manufactured by the patentees, Messrs. Arnold & Sons, of 35 and 36, West Smithfield, is to some extent an adaptation of the cupping scarificator for vaccination purposes."

*Extract from 'British Medical Journal,' March 14th, 1874.*—"Instead of being armed with lancets like the scarificator, it has three steel teeth, gilded to prevent rusting, placed at equal distances from each other, and which being set by the trigger are released by pressure on the knob, producing three abrasions on the skin *instantaneously*."

*Extract from 'Medical Press and Circular,' March 18th, 1874.*—"We have before us a little instrument designed by Mr. Mallam and patented by Messrs. Arnold & Sons, Surgical Instrument Makers to St. Bartholomew's Hospital. The perforated surface is concave so as to fit the arms of an infant, and the depth of the blades can be easily regulated by a simple screw arrangement. The simplicity of the instrument, together with the celerity with which the operation can be performed, will of itself recommend it to the profession."

*Extract of a Letter received from B. Mallam, Esq.*—"I have used the Vaccinator for more than twelve months in my practice, and have found that it answered better than anything I have hitherto used. The patients are greatly pleased with it, and I have been applied to for vaccination by patients who would not otherwise have come to me. The old nurses speak loudly in praise of the instrument."

|                                                |    |   |   |
|------------------------------------------------|----|---|---|
| Vaccinator, Weir's, with pins . . . . .        | £0 | 3 | 0 |
| Ditto Cooper Rose's . . . . .                  | 0  | 7 | 6 |
| Vaccine Inciter, Nicholas's . . . . .          | 0  | 6 | 6 |
| Ditto ditto without handle . . . . .           | 0  | 5 | 6 |
| Vaccine Points, Ivory, per hundred . . . . .   | 0  | 2 | 6 |
| Vaccine Tubes, Capillary, per bundle . . . . . | 0  | 1 | 0 |
| Cases for ditto . . . . .                      | 0  | 0 | 6 |

CUPPING INSTRUMENTS.

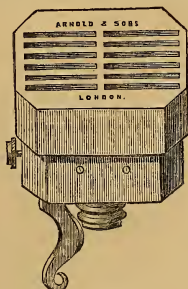


FIG. 245.

A Mahogany Case, containing—  
Scarificator.

Brass Lamp.  
Nest of Cupping Glasses.  
Spirit Bottle.

The above, complete . . . . . £2 6 0

---

A Mahogany Case, containing—

Arnold and Sons' Improved Scarificator.  
Bayfield's Ball Lamp.  
Spirit Bottle, Cut-Glass.  
Two Nests Cupping Glasses.

The above, complete . . . . . 2 15 0

---

A Mahogany brass-bound Case, lined silk velvet, containing—

Arnold and Sons' Improved Scarificator.  
Air Pump, brass.  
Five (valve) Glasses.

The above, complete . . . . . 3 10 6

---

Superior Mahogany Case, brass-bound, and lined silk velvet, containing—

Arnold and Sons' Improved Large Scarificator.  
Ditto Temple ditto.  
Bayfield's Ball Lamp.  
Spirit Bottle, Cut-Glass.  
Two Nests Cupping Glasses.

The above, complete . . . . . 4 9 0

---

Air Pump, brass, with six Cupping Glasses, valved for  
dry cupping . . . . . 0 17 6  
Cupping Bottles, stout rubber . . . . . 0 2 6  
Ditto, Glasses . . . . . 9d., 10d., 1s., and 0 1 2  
Ditto, Lamp, brass . . . . . 0 2 6  
Ditto Bayfield's . . . . . 0 3 6  
Ditto Fox's . . . . . 0 2 0

|                                                                                                                |    |    |   |
|----------------------------------------------------------------------------------------------------------------|----|----|---|
| Scarificator, Arnold and Sons' Improved, with twelve blades, cutting in opposite directions, super, Fig. 245 . | £1 | 15 | 0 |
| Ditto Temple, four blades . . . . .                                                                            | 1  | 4  | 0 |
| Ditto ditto eight ditto . . . . .                                                                              | 1  | 9  | 6 |
| Scarificator Case (leather) . . . . .                                                                          | 0  | 3  | 0 |




FIG. 246.

Dr. Brown's Infant Cupping Instrument for croup,  
 Fig. 246 . . . . . 1 1 0

Dr. F. J. Brown writes: "Messrs. Arnold and Sons have designed and made an infant's cupping instrument, with three lancets, for the purpose of abstracting blood rapidly from young children suffering from croup.

"I never lose a child when I bleed it early in the disease, but I cannot always find a vein in infants of one or two years.

"Leeches draw blood too slowly. Effectual relief can only be given by rapid abstraction of blood, such as venesection or cupping. If the instrument be applied between the shoulders or to the nape of the neck the scars will not be an eyesore in after life."

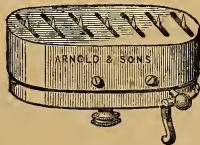


FIG. 247.

Dr. T. Wilson's Instrument for Anasarca, Fig. 247. . . . . 1 5 0

Dr. Thomas Wilson writes: "I stated my wants to Messrs. Arnold and Sons instrument manufacturers, 35 and 36, West Smithfield, London. They, after much trouble, produced the instrument, as seen in the accompanying diagram. This instrument is so rapid in its action that the scarifications are made almost without pain; the lancets can be set to the depth required. I have regularly used it ever since with the most satisfactory results."

**ECRASEURS.**



FIG. 248.

Ecraseur, Arnold and Sons' Improved Wire, very superior,

|          |       |            |   |   |    |   |   |
|----------|-------|------------|---|---|----|---|---|
| Fig. 248 | .     | .          | . | . | £3 | 0 | 0 |
| Ditto    | ditto | small size | . | . | 2  | 2 | 0 |

This instrument is so constructed that it is almost impossible for the wire to be broken. On the outer side of the instrument are attached rollers on which the wire traverses, which prevents contact with any sharp edges, and consequently is drawn through with greater ease and regularity.

*Extract from 'Irish Hospital Gazette,' June 16th, 1873, page 184.*—"We were pleased to find the instrument worked admirably, and in a few seconds the growth was cleanly removed without a teaspoonful of blood having been lost. The Improved Wire Ecraseur was supplied by Messrs. Arnold and Sons, of London. It seems peculiarly adapted for such cases, the wire being so prepared that it is almost impossible it can be broken."

Ecraseur, Arnold and Sons', curved and straight ends . 4 0 0




FIG. 249.

Ecraseur, Braxton Hick's Wire-rope, with three moveable ends, of different sizes, Fig. 249 . . . . . 3 3 0

|       |       |                         |   |   |   |   |   |
|-------|-------|-------------------------|---|---|---|---|---|
| Ditto | ditto | for polypi uteri, small | . | . | 1 | 0 | 0 |
| Ditto | ditto | ditto large             | . | . | 2 | 2 | 0 |




FIG. 250.

Ecraseur, Chassaignac's, straight, Fig. 250 . . . . . 3 0 0

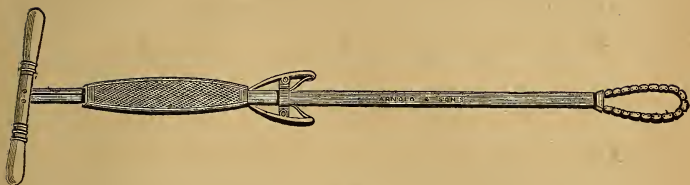


FIG. 251.

|                                                                                               |    |   |   |
|-----------------------------------------------------------------------------------------------|----|---|---|
| Ecraseur, Chassaignac's curved, Fig. 251 . . . . .                                            | £3 | 0 | 0 |
| Ditto Galvanic, with curved and straight ends, and platinum wire, complete, in case . . . . . | 4  | 4 | 0 |



FIG. 252.

|                                               |   |   |   |
|-----------------------------------------------|---|---|---|
| Ecraseur, Heywood Smith's, Fig. 252 . . . . . | 3 | 3 | 0 |
|-----------------------------------------------|---|---|---|

This instrument is so constructed that the wire can be attached without passing through the small groove at the end; by simply turning the upper portion, which rotates by means of a screw, the wire is readily admitted.

|                                       |   |   |   |
|---------------------------------------|---|---|---|
| Ecraseur, Meadows' Wire . . . . .     | 2 | 2 | 0 |
| Ditto Sim's Portable Chain . . . . .  | 5 | 0 | 0 |
| Ditto ditto with guillotine . . . . . | 5 | 0 | 0 |

**CATHETERS.**

All the best quality catheters are manufactured with Arnold and Sons' improved protecting spiral web, which greatly strengthens the instrument and increases its durability.



FIG. 253. ARNOLD AND SONS' CATHETER GAUGE.

|                                        |        |   |   |   |
|----------------------------------------|--------|---|---|---|
| Alfred King's Wheel Catheter . . . . . | 7/6 to | 1 | 0 | 0 |
|----------------------------------------|--------|---|---|---|

Is very useful in cases of old stricture; the small wheel at the end of the instrument greatly facilitates the passing of the Catheter.

Angove's silver Catheter, Figs. 258 and 259 . . . 7/6 to £1 0 0  
 Arnold and Sons' Catheters, silver, Hall marked :

|       |      |      |      |      |      |      |      |
|-------|------|------|------|------|------|------|------|
| No. 1 | 2    | 3    | 4    | 5    | 6    | 7    | 8    |
| 5/-   | 5/6  | 6/-  | 6/6  | 7/6  | 8/-  | 9/-  | 10/- |
|       | 9    | 10   | 11   | 12   | 13   | 14   |      |
|       | 11/- | 12/- | 13/- | 14/- | 18/- | 20/- |      |

Arnold and Sons' Catheters, extra stout silver, Hall marked :

|       |      |      |      |      |      |      |      |
|-------|------|------|------|------|------|------|------|
| No. 1 | 2    | 3    | 4    | 5    | 6    | 7    | 8    |
| 7/-   | 7/6  | 8/-  | 9/-  | 10/- | 11/- | 12/- | 13/6 |
|       | 9    | 10   | 11   | 12   | 13   | 14   |      |
|       | 14/6 | 15/6 | 16/6 | 17/6 | 22/6 | 25/- |      |

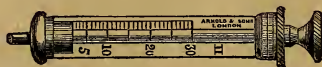


FIG. 254.



FIG. 255.

Berkeley Hill's Caustic Injector, for Chronic Urethral  
 Discharges, Figs. 254 and 255 . . . . . 1 10 6

|                                                             |   |    |   |
|-------------------------------------------------------------|---|----|---|
| Blood Catheter, with elastic gum stilette, silver . . . . . | 1 | 10 | 0 |
| Ditto ditto plated . . . . .                                | 0 | 10 | 0 |
| Ditto with stop-cock silver . . . . .                       | 2 | 2  | 0 |
| Ditto ditto plated . . . . .                                | 0 | 12 | 6 |

Brodie's extra stout silver Catheters, Hall marked, with chequered  
 ebony handles :

|       |      |      |      |      |      |      |      |
|-------|------|------|------|------|------|------|------|
| No. 1 | 2    | 3    | 4    | 5    | 6    | 7    | 8    |
| 9/6   | 9/6  | 10/- | 11/- | 11/6 | 13/- | 14/6 | 16/- |
|       | 9    | 10   | 11   | 12   | 13   | 14   |      |
|       | 17/6 | 18/6 | 20/- | 21/6 | 23/- | 24/6 |      |

Brodie's Prostate Catheters, with chequered ebony handles, stout  
 silver :

|       |      |      |      |      |      |      |
|-------|------|------|------|------|------|------|
| No. 4 | 5    | 6    | 7    | 8    | 9    | 10   |
| 14/-  | 15/- | 16/- | 17/6 | 19/6 | 22/- | 22/6 |
|       | 11   | 12   | 13   | 14   |      |      |
|       | 24/- | 25/6 | 26/6 | 27/6 |      |      |







FIG. 256.

FIG. 257.

FIG. 258.

FIG. 259.




FIG. 260.

FIG. 261.

FIG. 262.

|                                                                                                                                                                             |              |      |                                    |   |
|-----------------------------------------------------------------------------------------------------------------------------------------------------------------------------|--------------|------|------------------------------------|---|
| Ivory Catheter gauge . . . . .                                                                                                                                              | £0           | 3    | 6                                  |   |
| L'Allemand's stout silver Catheter, for applying Caustic to the Urethra, Fig. 257 . . . . .                                                                                 | 1            | 5    | 0                                  |   |
| McDougall's stout silver Catheter, with palladium end and holder, Fig. 261 . . . . .                                                                                        | 1            | 14   | 0                                  |   |
| Wormald's flattened silver Catheter, used in enlargement of the prostate gland . . . . .                                                                                    | 10s. 6d. and | 1    | 1                                  | 0 |
| Plated Catheters, Nos. 1 to 12 . . . . . each                                                                                                                               | 0            | 5    | 0                                  |   |
| Ditto Brodie's, Nos. 1 to 12 . . . . . each                                                                                                                                 | 0            | 6    | 6                                  |   |
| Ditto set of Brodie's, Nos. 1 to 12, with cut-glass bottle, in leather case . . . . .                                                                                       | 4            | 0    | 0                                  |   |
| Ditto ditto Nos. 2, 4, 6, 8, 10, 12, with glass oil bottle, in leather case . . . . .                                                                                       | 2            | 0    | 0                                  |   |
| Ditto Nos. 1 to 12, with Oil Bottle, in leather case . . . . .                                                                                                              | 3            | 0    | 0                                  |   |
| Ditto Nos. 2, 4, 6, 8, 10, and 12, in leather case . . . . .                                                                                                                | 1            | 10   | 0                                  |   |
| Prostate Catheters, of stout silver, Hall marked, Liston's:                                                                                                                 |              |      |                                    |   |
| No. 6 7 8 9 10 11 12 13 14                                                                                                                                                  | 11/-         | 12/- | 12/6 13/6 15/- 15/6 16/- 17/6 18/- |   |
| Prostate Catheters, of stout silver, Hall marked, Sir H. Thompson's:                                                                                                        |              |      |                                    |   |
| No. 6 7 8 9 10 11 12 13 14                                                                                                                                                  | 11/-         | 12/- | 12/6 13/6 15/- 15/6 16/- 17/6 18/- |   |
| Prostate Catheter, plated . . . . .                                                                                                                                         | 0            | 6    | 6                                  |   |
| Ditto ditto Brodie's . . . . .                                                                                                                                              | 0            | 8    | 6                                  |   |
| Ditto (silver), with plug, stillette, and India-rubber Catheter, Hutchinson's . . . . .                                                                                     | 1            | 10   | 0                                  |   |
| Ditto ditto plated . . . . .                                                                                                                                                | 0            | 17   | 6                                  |   |
| Self-Retaining Catheter, Barnard Holt's India-rubber . . . . .                                                                                                              | 0            | 3    | 6                                  |   |
| Steel Introducer for ditto . . . . .                                                                                                                                        | 0            | 2    | 6                                  |   |
| (Vide 'Lancet,' February 14th and May 14th, 1870.)                                                                                                                          |              |      |                                    |   |
| Self-Retaining Catheter, Coalbank's ditto . . . . .                                                                                                                         | 0            | 3    | 6                                  |   |
| Female Catheter, Shephard's Silver . . . . .                                                                                                                                | 0            | 8    | 6                                  |   |
| Ditto Silver, with stop-cock . . . . .                                                                                                                                      | 0            | 7    | 6                                  |   |
| Ditto ditto plain sliding . . . . .                                                                                                                                         | 0            | 6    | 0                                  |   |
| Sir H. Thompson's Catheters, a. Boule French sizes, Nos. 1 to 24, super quality . . . . . per doz.                                                                          | 1            | 0    | 0                                  |   |
| Ditto ditto Second Quality . ditto . . . . .                                                                                                                                | 0            | 12   | 0                                  |   |
| Sir H. Thompson's complete set of extra stout Silver Catheters, Nos. 1 to 12, and No. 9 Prostate with cut-glass oil-bottle, in mahogany case, lined silver velvet . . . . . | 8            | 8    | 0                                  |   |
| Ditto ditto with Catheter mounts, and Sir H. Thompson's Syphon, complete . . . . .                                                                                          | 10           | 10   | 0                                  |   |
| Sir H. Thompson's improved Syphon for drawing off the water from the bladder, and which is made to fit the end of Catheters . . . . .                                       | 0            | 10   | 6                                  |   |
| Catheters, made with the mount to fit the Syphon, extra . . . . .                                                                                                           | 0            | 1    | 6                                  |   |

|                                                                                                         |         |
|---------------------------------------------------------------------------------------------------------|---------|
| Sir H. Thompson's Improved (silver) fluid Caustic Catheter, Fig. 260 . . . . .                          | £1 14 0 |
| Sir H. Thompson's India-rubber Bottle and Stop-cock, with conical point fitting the Catheters . . . . . | 0 7 6   |
| Sir H. Thompson's Silver Catheter, with probe point . . . . .                                           | 0 10 6  |
| Ditto ditto extra small taper Silver Catheter for difficult strictures . . . . .                        | 0 7 6   |
| Teevan's Grooved Catheter, with conducting bougie, silver . . . . .                                     | 0 17 6  |

~~~~~

BOUGIES.

Bougies, a. Boule, as recommended by Sir H. Thompson, French sizes, Nos. 1 to 24 per doz.	0 14 0
Ditto ditto second quality ditto	0 10 0
Bougie Case, leather	0 2 0
Ditto japanned tin	0 2 0
Ditto cloth	0 1 0
Bougies, Silver, Hall marked :	
No. 1 2 3 4 5 6 7 8	
6/- 6/- 6/6 7/6 8/- 8/- 10/- 10/-	
	9 10 11 12
	11/6 13/- 14/6 15/-
Bougies, extra stout Silver, Hall marked :	
No. 1 2 3 4 5 6 7 8	
7/- 7/- 7/6 8/6 9/6 9/6 11/6 11/6	
	9 10 11 12
	14/- 16/- 17/6 18/6
Catgut Bougies, super quality, per doz.	Ss. to 1 4 0
Elastic Gum Web Bougies, extra superior, especially prepared to stand any climate. Nos. 1 to 12, per doz.	0 14 0
Ditto ditto taper points ditto	0 16 0
Ditto ditto second quality ditto	0 10 0
Ditto ditto ditto taper point ditto	0 12 6
Ditto ditto common quality ditto	0 5 0
Ivory Bougie Gauge	0 3 6
Metallic Bougie	0 1 0
Ditto with handle	0 2 0
Œsophagus Bougie, Elastic Gum Web, of superior quality	0 4 6
Ditto ditto second quality	0 3 6
Ditto ditto common	0 2 0

Plated Bougie, Brodie's	£0	6	0
Ditto plain	0	4	0
Rectum Bougie, Quain's	0	5	0
Ditto Elastic Gum, of super quality	0	3	6
Ditto ditto second quality	0	2	6
Ditto ditto common	0	1	6
Ditto Vulcanite, the set of six nested	0	13	6
Ditto Wax, short	0	1	6
Ditto ditto long	0	2	0
Sir H. Thompson's set of twelve plated Bougies, in morocco case, lined velvet, complete	3	10	0
Ditto plated Bougies, taper points	0	6	0
Syme's German silver Bougie	0	2	6
Wax Bougie, Black	0	1	6
Ditto Red	0	2	0
Ditto White	0	2	0
Whalebone Bougie	0	1	0

~~~~~

### PESSARIES.




FIG. 263.



FIG. 264.

|                                                                      |   |    |   |
|----------------------------------------------------------------------|---|----|---|
| Arnold and Sons' Pessary, gutta percha, with band complete . . . . . | 0 | 7  | 6 |
| Ditto improved vulcanite, with ditto, Figs. 263 and 264 . . . . .    | 0 | 10 | 6 |

|                                                                                                                              |         |    |   |   |
|------------------------------------------------------------------------------------------------------------------------------|---------|----|---|---|
| Blackbee's Patent Self-adjusting Pessary, for anteversion, antiflexion, retroversion, retroflexion, or procidentia . . . . . | £0      | 7  | 6 |   |
| Boxwood Pessaries, oval, round, flat oval, and flat round . . . . .                                                          | 1s. and | 0  | 2 | 0 |
| Clay's spiral spring Pessary, fitted with Pelvis Band, complete . . . . .                                                    | 0       | 17 | 6 |   |
| Dr. Godson's improved perforated Pessary, with band, complete . . . . .                                                      | 0       | 12 | 6 |   |

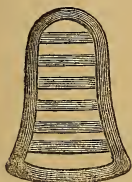


FIG. 265.



FIG. 266.



FIG. 267.

|                                                     |  |   |   |   |
|-----------------------------------------------------|--|---|---|---|
| Dr. Greenhalgh's Elastic Spring Pessary, six sizes, |  |   |   |   |
| Fig. 267, each . . . . .                            |  | 0 | 2 | 0 |
| Ditto . . . . . ditto . . . . . with two            |  |   |   |   |
| India-rubber transverse bands, Fig. 266 . . . . .   |  | 0 | 2 | 6 |
| Ditto . . . . . ditto . . . . . with four ditto     |  | 0 | 3 | 0 |
| Ditto . . . . . ditto . . . . . with six ditto,     |  |   |   |   |
| Fig. 265 . . . . .                                  |  | 0 | 3 | 6 |

Dr. Greenhalgh's india rubber spring Pessaries, without and with elastic transverse bands, for the relief and cure of retroversion, prolapse, and procidentia of the uterus, rectocele, vesicocele, sterility, &c., being composed of a flexible frame covered with india rubber, they can be easily shaped to meet individual cases; moreover, the elastic at the lower extremity greatly facilitates the introduction and offers little or no impediment to the use of the speculum for diagnosis and treatment.

*Mode of Introduction.*—The patient should be placed on the left side upon a high and firm couch or bed, the side of the head resting upon a low pillow (she should not lie on the shoulder nor elbow), which should be bent forward, the hips being close to the edge of the couch, the legs well flexed upon the abdomen with one foot resting upon the other, the pessary being warmed and freely smeared with lard is to be taken in the right hand, the index finger of which should be placed firmly against the under surface of the convex upper extremity. The labia being separated with the left hand, the convex extremity should be passed freely within the *fourchette*, when the pessary must be directed, quickly and firmly, along the posterior wall of the vagina with its concavity forwards until it reaches the upper and posterior boundary or fornix of that canal, when its lower limbs will be found to rest upon the posterior surfaces of the pubic arch.

This operation will be greatly facilitated by the previous use of the hot douche and introduction of a firm piece of lard. Care should be taken that the pessary

is not too large, and in many cases it is advisable that the patients should remain in the recumbent position for one or more days after its introduction. The pessary ought not to be used if there be undue sensitiveness of the parts.

In cases of severe procidentia or prolapse of the vaginal walls the barred pessary is to be preferred, manufactured specially of four sizes for Dr. Greenhalgh by Messrs. Arnold & Sons.

Extract from *British Medical Journal*, May 23rd, 1868:—"They are easier of introduction and removal than Hodge's Pessary, and can be more easily adjusted; occasions little or no inconvenience."

Arnold & Sons having *originally* made these Pessaries *specially* for Dr. Greenhalgh, caution the Profession against many sold and represented as their manufacture, which are different in shape, construction, and material, and, consequently, useless for the purpose intended.

Dr. Braxton Hicks's Pessary, with hard metal core and covered with india rubber . . . . . £ 0 2 6  
Ditto ditto vulcanite . . . . . 0 3 0

*Arnold and Sons specially make these Pessarics for Dr. Braxton Hicks, and preserve the original sizes and patterns.*



FIG. 268.

Dr. Graily Hewitt's malleable Ring Pessary, gutta percha, of six sizes, Fig. 268 . . . . . per doz. 0 12 0  
Ditto ditto, shaped . . . . . ditto 0 15 0  
Ditto improved, covered with india rubber, each 0 2 0  
Dr. Priestley's Pessary, for retroversion . . . . . 0 6 6  
Ditto with rubber cap . . . . . 0 9 6  
Dr. Simpson's Pessary for retroversion . . . . . 1 5 0  
Dr. Skinner's Expanding Pessary . . . . . 0 3 6  
Duffin's Boxwood and Ivory Pessary . . . . . 0 6 6



FIG. 269.

Elastic Gum Pessary, circular, Fig. 269 . . . . . 0 2 6



FIG. 270.

|                                     |   |   |   |   |    |   |   |
|-------------------------------------|---|---|---|---|----|---|---|
| Elastic Gum Pessary, oval, Fig. 270 | . | . | . | . | £0 | 2 | 6 |
| Hodge's gutta-percha Pessary        | . | . | . | . | 0  | 1 | 0 |
| Ditto vulcanite                     | . | . | . | . | 0  | 2 | 0 |
| Ditto ditto with two bars           | . | . | . | . | 0  | 2 | 6 |




FIG. 271.

|                                             |   |   |   |   |   |   |   |
|---------------------------------------------|---|---|---|---|---|---|---|
| India Rubber Inflating Pessary, flat, round | . | . | . | . | 0 | 3 | 6 |
| Ditto ditto with stopcock, Fig. 271         | . | . | . | . | 0 | 5 | 0 |

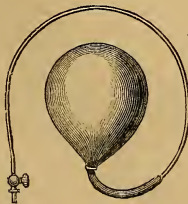


FIG. 272.

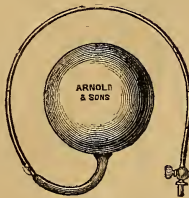


FIG. 273.

|                                                       |   |   |   |   |   |   |   |
|-------------------------------------------------------|---|---|---|---|---|---|---|
| India-rubber inflating Pessary, round and pear shaped | . | . | . | . | 0 | 3 | 6 |
| Ditto ditto with stop-cock, Figs. 272 and 273         | . | . | . | . | 0 | 5 | 0 |
| Inflating Pump, brass                                 | . | . | . | . | 0 | 3 | 6 |



FIG. 274.

|                                                                           |    |   |   |
|---------------------------------------------------------------------------|----|---|---|
| Inflating Pump, with stop-cock and Elastic Pessary,<br>Fig. 274 . . . . . | £0 | 8 | 6 |
| Napier's Elastic Pessary . . . . .                                        | 0  | 5 | 0 |
| (Vide <i>Medical Times and Gazette</i> , December 25th, 1875.)            |    |   |   |
| Schofield's Pessary, porcelain . . . . .                                  | 0  | 5 | 0 |
| Ditto vulcanite . . . . .                                                 | 0  | 6 | 6 |
| Thomas's Pessary, for anteversion, in vulcanite and rubber . . . . .      | 0  | 7 | 6 |
| Ditto improved, by Dr. Barnes . . . . .                                   | 0  | 7 | 6 |



FIG. 275.

|                                                          |   |   |   |
|----------------------------------------------------------|---|---|---|
| Vullick's Improved Vulcanite Pessary, Fig. 275 . . . . . | 0 | 4 | 0 |
|----------------------------------------------------------|---|---|---|



FIG. 276.

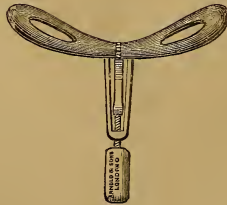


FIG. 277.

|                                                                           |   |   |   |
|---------------------------------------------------------------------------|---|---|---|
| Zwank's Pessary, in vulcanite, with screw, Figs. 276 and<br>277 . . . . . | 0 | 5 | 0 |
|---------------------------------------------------------------------------|---|---|---|

|                                                                                                     |    |    |   |
|-----------------------------------------------------------------------------------------------------|----|----|---|
| Zwank's Pessary, covered with gutta percha and india rubber, as recommended by Dr. Greenhalgh . . . | £0 | 3  | 6 |
| Ditto Dr. Godson's improved . . . . .                                                               | 0  | 5  | 6 |
| Ditto boxwood . . . . .                                                                             | 0  | 4  | 6 |
| Ditto German silver . . . . .                                                                       | 0  | 7  | 6 |
| Ditto stoutly plated . . . . .                                                                      | 0  | 10 | 6 |
| Ditto German silver, Dr. Tanner's modification . . . . .                                            | 0  | 9  | 6 |

Dr. Braxton Hicks's india rubber Apparatus for the restoration of chronic inversion of the uterus.

Extract from the *British Medical Journal*, August 31st, 1872:—"I have had some bags constructed by Mr. Arnold, which, I think, will be more certain of producing the proper dilatation of the vagina and pressure of the fundus."

~~~~~

ICE AND HOT WATER BAGS.

Dr. Chapman's Ice Bag, which may be filled with either ice or iced water, is divided by external clamps or external septa into two, three, or more cells, allowing of its application either to the whole or any part of the back, the patient being enabled to remain upright or walk about during its use. The mouth of the bag is closed by a clamp.

No. 10	12	14	16	18	20	22	24	26 in.
7/6	8/-	9/-	10/6	12/6	14/6	15/-	16/-	18/-

Dr. Chapman's Hot Water Bag, which may also be used for the application of moderate degrees of cold, consists of two parallel tubes a slight distance apart, and communicating at the top and bottom, the mouth of this Bag is closed by means of a screw.


No. 1	2	3	4	5
5/6	6/6	8/-	9/6	10/6

Arnold and Sons' Ice Bag of india rubber for applying ice to the head, &c., with rubber cork and boxwood mount.

No. 1	2	3	4
4/9	5/-	5/6	6/6

Arnold and Sons' Ice Bag for applying ice to the abdomen after labour	0	7	6
Ditto for applying ice to the throat	0	5	6
Lumbar Ice Bag	0	8	6

**STETHOSCOPES, SPIROMETERS, PLEXIMETERS,
SPHYGMOGRAPHS, &c.**



Arnold and Sons' improved Stethoscope, with cane stem
and sycamore ear plate £0 3 6

The sounds are transmitted clearly and distinctly through the cane, and it has
the additional advantage of being extremely light and very durable.

Chest Callipers, portable	0 10 6
Chest Measurer, Dr. Simpson's	1 15 0
Ditto Thompson's	0 7 6

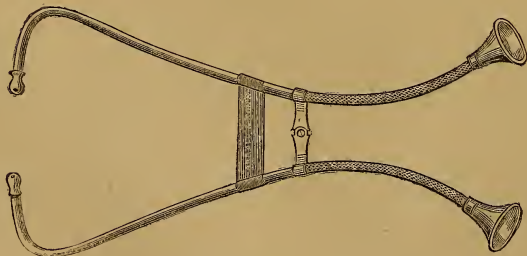


FIG. 286.

Differential Stethoscope, Dr. Alison's, Fig. 286	1 1 0
Ditto by Dr. Harvey Hilliard 10s. 6d. &	1 0 0
Ditto Arnold and Sons' Improved portable, with plated fittings	1 1 0
Dr. Alison's Improved Biaural Stethoscope, with one chest mount	1 1 0

Dr. Andrew's Stethoscope, Fig. 280	£0 3 0
Dr. Barron's ditto	0 3 6
Dr. Billing's ditto Fig. 279	0 2 6
Dr. Davis's ditto with ivory plate	0 8 6
Dr. Dobell's ditto with graduated ear-piece	0 5 0
Dr. Duckworth's ditto Fig. 285	0 3 6
Dr. Edward's ditto	0 3 0
Dr. Elliotson's ditto	0 7 6
Dr. Ferguson's ditto Fig. 283	0 3 0
Dr. Golding Bird's ditto, ebony mounted (flexible)	0 5 0
Dr. Hare's (American birch)	0 3 0



FIG. 287.

Dr. T. S. Hosford's Improved Stethoscope, Fig. 287 0 5 0

This instrument is so constructed that the cup completely encloses the ear, and thereby excludes all external sounds.

Dr. Hughes's Stethoscope 0 3 0
 Dr. Laenner's ditto 0 3 0

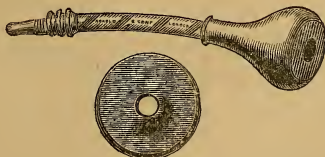


FIG. 288.

Dr. Mallam's Improved Stethoscope, with flexible tubing and regulating ear-plate, Fig. 288 0 6 6

Dr. McLean's, with reversible plate and india-rubber cushion	£0	5	0
Dr. Quain's Stethoscope	0	3	6
Ditto ditto (portable), vulcanite, Fig. 284	0	5	0
Dr. Salter's ditto	0	3	0
Dr. Sibson's ditto with flexible tube	0	8	0
Dr. Stoke's ditto Fig. 281	0	3	0
Ditto ditto Vulcanite	0	3	6
Dr. Todd's Class Stethoscope, enabling two persons to diagnose at the same time	1	1	0
Dr. Todd's Stethoscope	0	3	6
Dr. Walsh's ditto Fig. 278	0	3	0
Ditto ditto Vulcanite	0	3	6
Dr. William's, with reversible ear-plate, Fig. 282	0	3	6



FIG. 289.

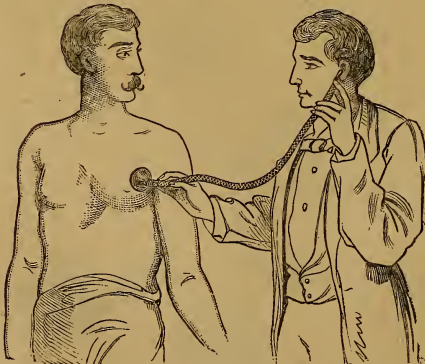


FIG. 290.

Flexible Clinical Stethoscope, suggested by Drs. Reid and Morison, with vulcanite ear and two chest mounts, with silk-covered tubing, in box, complete, Figs. 289 and 290 0 10 6

Flexible Clinical Stethoscope, suggested by Drs. Reid and Morison, with plain boxwood ear and one chest mount, with plain tubing, in box, complete £0 5 0

The instrument possesses the following advantages:—1. The ease with which patients may be auscultated in otherwise inaccessible positions. 2. The comparative safety from infection. 3. The possibility of carefully regulating the pressure on the chest-piece, especially in the case of aneurisms, blood-vessels, &c., and in children and sensitive patients. 4. The construction of the ear-peg. 5. The ease with which the observer may use his eye and ear at the same time.

Extract from the *Lancet*, October 16th, 1875:—"Every practitioner has occasion to feel often the need of a longer instrument than the ordinary stethoscope, and one which by its flexibility permits him to vary his position with relation to the patient. Arnold and Sons have produced a Flexible Stethoscope which meets this want. Its utility in certain circumstances is obvious."

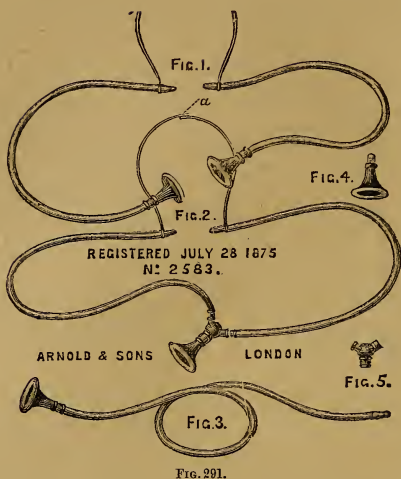
Extract from *Medical Times and Gazette*, July 17th, 1875:—"They have produced a Stethoscope which promises to be not only convenient, agreeable, and safe, but *superior* to the common instrument under ordinary circumstances and in several important respects."

Extract from *British Medical Journal*, September 4th, 1875:—"The many difficulties that attend the use of the ordinary stethoscope in dispensary practice, and especially the inconvenience and dangers connected with its application in some of the most urgent cases among the lower classes, would seem to have suggested to the inventors of this instrument the idea of lengthening the tube indefinitely, while they secured the proper application of the chest and ear-pieces by various ingenious modifications."

Extract from *Medical Press and Circular*, September 8th, 1875:—"Messrs. Arnold and Sons are now selling a Flexible Stethoscope, convenient, agreeable, and safe. It consists of a piece of silk-covered tubing of uniform calibre, provided at one end with an ear-peg and at the other with a chest-piece. The ear-peg presents a minute lateral perforation, which prevents the air from impinging unpleasantly upon the membrane when the chest-piece is moved."

Extract from *Student's Journal*, November 6th, 1875:—"Messrs. Arnold and Sons have introduced a new Flexible Stethoscope to the notice of the medical profession which is superior to the ordinary stethoscope in common use. We have had one of these instruments in use for some time past, and have found it particularly valuable in auscultating the pulmonary organs, especially in children and aged persons, as it enables one to ascertain the condition of the whole chest without disturbing the patient."

Gutta-percha Stethoscope 0 2 0



Headspring Flexible Stethoscope, Registered, suggested by Dr. R. Harvey Hilliard, with plain india-rubber tubing, two ebony ear, chest, and one union mount, and jointed head-spring, complete, Fig. 291 £0 10 6
 Ditto ditto the tubing covered with silk, and the mounts made of vulcanite, very superior, complete, Fig. 291 1 0 0

Can be used either as single, binaural, or differential.

TO USE THE INSTRUMENT AS A

DIFFERENTIAL STETHOSCOPE (as Fig. 1), the two cups or collectors are screwed on to the end of the tubes.

BIAURAL (Fig. 2), the two tubes are screwed into the union mount and one chest-piece screwed thereon.

SINGLE FLEXIBLE STETHOSCOPE (Fig. 3), screw the chest-piece on the end of the tube.

These changes can be made at pleasure and almost immediately.

Extract from the *British Medical Journal*, November 13th, 1875:—"The advantages of a Double Flexible Stethoscope are apparent in a moment's consideration. The ease to the auscultator, who may be seated at his patient's bedside, and with comfort to himself and patient apply the instrument to all parts of the body without painful pressure or other inconvenience."

Extract from the *Medical Times and Gazette*, November 13th, 1875:—"I have

used the instrument for two years with increasing satisfaction, and I believe that experience will prove I have not overrated its merits."

Extract from the *Medical Press and Circular*, November 17th, 1875:—"The object of this design is to produce a Flexible Double Stethoscope which is free from the objections that apply to other instruments of this class. Messrs. Arnold & Sons, of West Smithfield, are the manufacturers, and they have bestowed great pains in executing my instructions."

Percussion Hammer	£0 5 0
Ditto Thimble	0 2 6

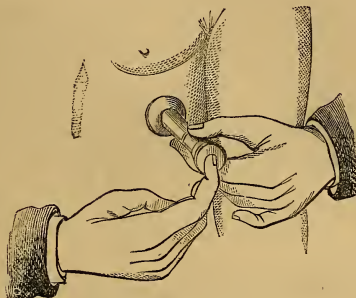


FIG. 292.

Percussor, Dr. Haller's, as used by Dr. Duckworth,			
Fig. 292	3/6 and	0 5 0
Ditto Dr. King's Cone, with regulating handle		0 7 6

The Cone Percussor will be found very useful in conducting examinations of the chest, being small and very handy. The spring is to regulate the blow in percussion; the hammer striking the nail of the finger.

Percussor, Dr. Quain's	0 6 6
Pleximeter	0 3 6




FIG. 293.

Pleximeter and Hammer, in case, Dr. Bennett's, Fig. 293	0 10 6
---------------------------------------------------------	--------

Sphygmograph, De Marey's	£7	0	0
Ditto ditto with Berkley Hill's pad	7	7	0
Ditto ditto improved by Dr. Burdon Sanderson	8	8	0

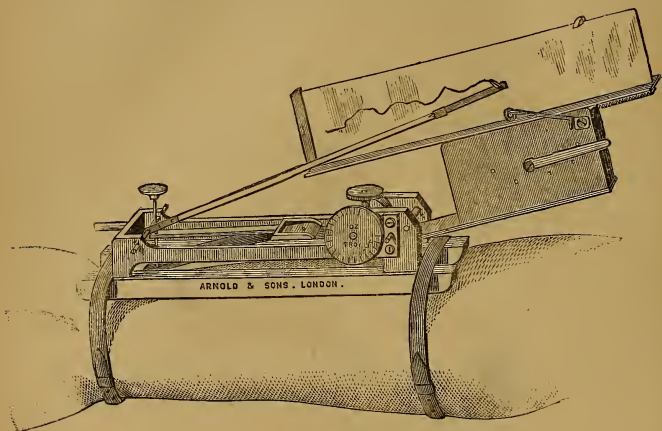


FIG. 294.

Sphygmograph, Mahomed's Improved, Fig. 294	7	7	0
Ditto ditto in case	7	15	0
Ditto ditto with glasses, complete	8	0	0

Extract from the *Medical Times and Gazette*, January 20th, 1872:—"The main spring is attached to the framework of the instrument by a hinge joint which permits free vertical but no lateral movement. Its free extremity, which is covered by an ivory pad, rests upon the artery (usually the radial) from which it is proposed to obtain a tracing. To this spring is attached a block which forms the centre of movement for a lever of the third order, which encloses it by the bifurcation of its extremity, a pin projecting from either side of the block, and passing through each extremity of the bifurcation, thus insuring a perfect vertical movement free from lateral oscillations."

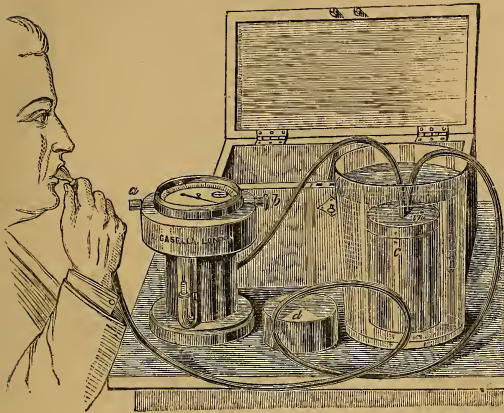


FIG. 295.

Spirometer, Improved Portable, Casella's, in neat mahogany case $6\frac{3}{4} \times 3\frac{3}{4}$, Fig. 295 £5 10 0

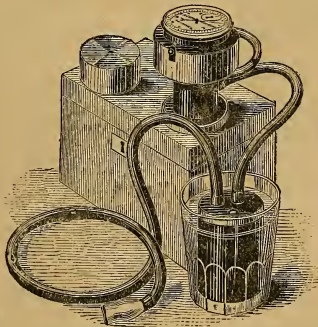


FIG. 296.

Spirometer, Improved Portable, Lownde's, in neat mahogany case, $3\frac{3}{4} \times 3\frac{3}{4}$, Fig. 296 5 5 0

Spirometer, Hutchinson's	£4	4	0
Ditto portable, for measuring the vital capacity of the chest	1	4	0
Stethometer, Dr. Quain's	2	2	0
Stethoscope Holder, Dr. Wright's	0	2	0



LARYNGEAL AND TRACHEA INSTRUMENTS.

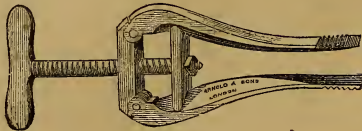


FIG. 297.

Instrument for opening the Mouth, Fig. 297 0 17 6



FIG. 298.

Laryngeal Syringe, with Silver seamless pipe and shield, and improved india-rubber bottle, Fig. 298 0 16 0
 Ditto Gibbs' ditto ditto 0 16 0



FIG. 299.

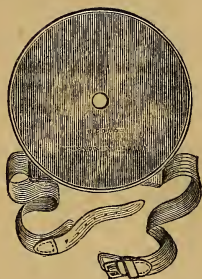


FIG. 300.

- Laryngoscope, Arnold and Sons' Improved, with three glass mirrors, magnifying lens, reflector, head-band, and arranged for use as an ophthalmoscope if required, in morocco case, Figs. 299 and 300 £1 15 0
- Ditto Czermak's, with three glass mirrors, reflector, ivory handle, in morocco case 1 16 0

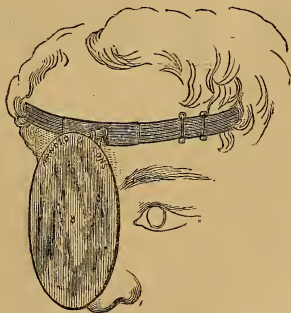


FIG. 301.

- Laryngoscope, Prosser James's, with ball-and-socket motion, adjusted to head-band, reflector, and three glass mirrors, in morocco case, Fig. 301 2 0 0

Extract from *Laryngoscopy*, by Dr. Prosser James:—"Messrs. Arnold & Sons made them for me, and now keep in stock a case which the above illustration shows to be very portable."

Laryngoscope, Johnson's, with ball-and-socket motion adjusted to head-band, reflector and two glass mirrors, in morocco case	£1	12	6
Ditto Krieshaber's, complete	2	0	0
Ditto Lewin's, with table attachments	2	7	6
Ditto extra superior, with large reflector, head-band, three super mirrors, and ivory handle, in morocco case	2	2	0




FIG. 302.

Laryngoscope, Mackenzie's, with three glass mirrors, ivory handle, and spectacle frame, ball-and-socket movement reflector, complete, in morocco case, Fig. 302	2	2	0
-----------------------------------------------------------------------------------------------------------------------------------------------------------------	---	---	---

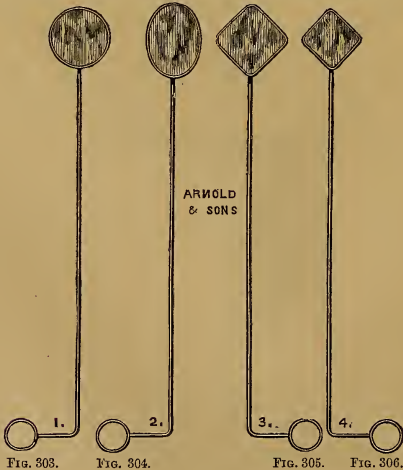


FIG. 303. FIG. 304. FIG. 305. FIG. 306.

Laryngoscope Lenses, by Prosser James, Figs. 303, 304, 305, and 306	each	0	4	0
-------------------------------------------------------------------------------	------	---	---	---

Laryngoscope Mirrors, concave, with frontal band and ball-and-socket motion (6 inch diameter)	£2 10 0
Ditto with stand attachments (9 inch diameter)	3 3 0
Laryngotomy Tube, silver, small, medium, and large,	7s. and 0 7 6
Esophagus Bougie	0 4 6



FIG. 307.

Probang, Double, with Bristles, Fig. 307	0 5 0
Ditto Arnold and Sons' Improved, Jointed, with plated mounts	0 6 0

The top is made with a screw, so that a fresh piece of sponge can be used whenever required, and is so secured that it is almost impossible to become detached from the instrument.



FIG. 308

Probang, whalebone, curved, with sponge end, Fig. 308, each	0 1 0
Ditto ditto straight ditto	0 1 0
Ditto ditto ditto ivory end	0 2 0
Ditto double, with spring, hook, and sponge	0 3 6
Ditto ditto jointed for portability	0 4 6
Ditto ditto with bristles at side (expanding) and sponge end	0 5 6
Reflector, with candle holder	0 7 0
Ditto ditto plated	0 10 6



FIG. 309.

Throat Brush, Arnold and Sons' Improved, with brush and sponge-end to screw, Fig. 309	0 4 6
---------------------------------------------------------------------------------------	-------

Throat Brushes, camel's-hair, with whalebone stems,

	per doz. £0 14 0
Ditto Brush Holder, ebonite, jointed	0 5 0
Ditto Brushes for ditto, camel hair	per doz. 0 3 0



FIG. 310.

Throat Forceps, Arnold & Sons' Improved, with cross lever action, Fig. 310

	0 15 0
Throat Forceps, Cotton's, plain	0 6 6
Ditto ditto plated	0 8 6
Ditto ditto silver	0 12 6
Ditto Curved	5s. 6d., 7s. 6d. 0 10 0



FIG. 311.

Throat Forceps, Mackenzie's, Fig. 311

0 15 0

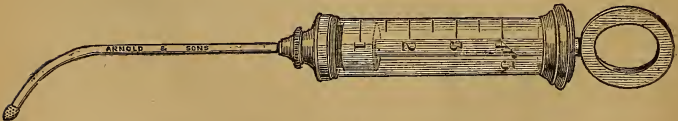


FIG. 312.

Throat Syringe, Gibbs', plated tube and ivory mounts, Fig. 312

	0 16 0
Ditto ditto Silver mounted, in morocco case	1 7 6
Tracheotome, Worthington's	0 7 6



FIG. 313.

Tracheotomy Tube and Canula, Silver, Sankey's Improved

Double, small size, Fig. 313	.	.	.	£0 15 0
Ditto	ditto	medium		0 16 0
Ditto	ditto	large		0 17 0
Ditto	Cleaners, sponge on twisted wire	.	.	0 1 0

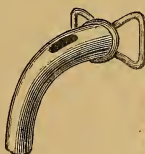


FIG. 314.

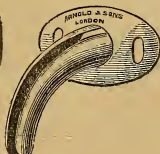


FIG. 315.

Tracheotomy Dilating Tube and Canula, Arnold and Sons' silver, with improved rotating plate, small, Figs. 314 and 315

	.	.	.	0 17 0
Ditto	ditto	medium	.	0 18 6
Ditto	ditto	large	.	1 0 0

These tubes are made to rotate in any direction, and are firmly secured to the shield in such a manner that it is almost impossible to separate shield from canula unless by accident; those in general use are simply secured by a slight bar, which is easily broken.

Tracheotomy Dilating Tube and Canula, Arnold & Sons' ebonite, Double, small, medium, and large, Fig. 318

each 6s. 6d., 7s. 6d., 0 8 6

The great advantage of this instrument is its durability, elasticity, and extreme lightness.

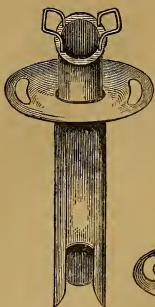


FIG. 316.



FIG. 317.



FIG. 318.

Tracheotomy Dilating Tube and Canula, Matthew's silver,				
complete, small, Fig. 316				£0 15 0
Ditto ditto medium				0 16 0
Ditto ditto large				0 17 0
Ditto ditto		Trousseau's, with		
rotating plate, allowing the patient free movement of				
the head, Fig. 317				0 18 0
Ditto ditto medium				0 19 0
Ditto ditto large				1 1 0



FIG. 319.

Tracheotomy Forceps, Sankey's Improved, Fig. 319, are so				
constructed as to pass along the canula and compress				
the end of the tube, thereby facilitating the introduction				0 10 6
Tracheotomy Forceps for Dilating, Trousseau's, thereby				
facilitating the introduction of the tube				0 7 6
Tracheotomy Hooks, double, for dilatation				0 10 6
Ditto Knives, with three electro-plated tubes, in				
morocco case, the set, complete				2 2 0
Ditto Trocar, with Silver Canula, small				1 5 0
Ditto ditto large				1 7 6
Ditto Tube, Double, plated, three sizes			each	0 10 6



FIG. 320.




FIG. 321.

FIG. 322.

Tracheotomy Tubes, Durham's Vertebated, complete,

	as Figs. 320, 321, and 322,	No. 1	£1 10 0
Ditto	ditto	No. 2	1 12 6
Ditto	ditto	No. 3	1 15 0
Ditto	ditto	No. 4	2 0 0
Ditto	ditto, the complete set of four,		
with two Scalpels, in Morocco case			7 7 0

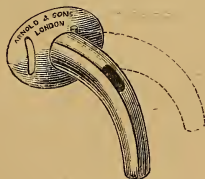


FIG. 323.

Tracheotomy Tube, Jessop's Improved, small,	Fig. 323	. 0 18 0
Ditto ditto medium		. . 0 19 0
Ditto ditto large		. . 1 0 0

This tube has a hinge-joint at the side, which permits of the tube being opened and thereby easily and quickly cleaned.



TONSIL, UVULA, AND CLEFT PALATE INSTRUMENTS.




FIG. 324.

Angular Knife, Smith's, Right, Fig. 324	£0 6 0
Ditto ditto Left	0 6 0
Ditto ditto Straight	0 3 6



FIG. 325.

Chisel, Ferguson's Palate, Fig. 325	4s. 6d. and	0 6 6
Ditto ditto with sharp point for soft palate		1 10 0
Forceps with tenaculum points		0 6 6
Do. improved cross action		0 10 6

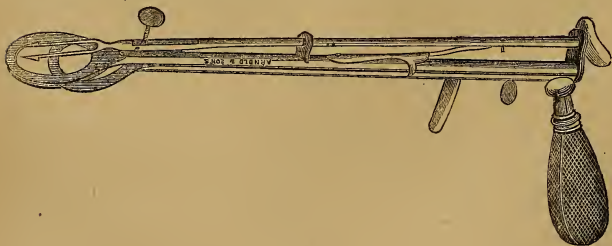


FIG. 326.

Guillotine, Arnold and Sons' Improved, for excising the tonsils, Fig. 326	2 2 0
----------------------------------------------------------------------------------------	-------



FIG. 327.

Guillotine, Luer's, for excising the tonsils, Fig. 327	1 17 0
------------------------------------------------------------------	--------

Guillotine, plain, for excising the tonsils	£1 4 0
Ditto World's ditto	1 12 6



FIG. 328.



FIG. 329.

Hainworth's new Instrument for incising the tonsils, Figs. 328 and 329	1 1 0
Lonsdale's Instrument for Fractured Jaw	2 0 0



FIG. 330.

Needle, curved Palate, Right, Fig. 330	0 4 0
--------------------------------------------------	-------



FIG. 331.

Needle, curved Palate, Left, Fig. 331	0 4 0
-------------------------------------------------	-------



FIG. 332.




FIG. 333.

Needle, Davy's Tubular, with self-supplying reel, complete, Figs. 332 and 333	2 10 0
-----------------------------------------------------------------------------------------	--------

Extract from *New Inventions in Surgical Mechanism* :—"The two diagrams

exhibit the form of needle that has been invented and used by me for the last seven years in hospital and private practice. The handle contains concealed reel tramway and wheel for extrusion or intrusion of wire, and a universal collar for the fixing of any shaped tubular or plain needle. The instrument will carry well wire-gut, string, or carbolized catgut."

Needle Holder, Roux's £0 10 6




FIG. 334.

Needle, Ferguson's blunt lever, for staphyloraphia, Fig. 334 1 10 0
 Ditto Pick's Blunt, for carrying ligature 0 7 6



FIG. 335.

Needle for carrying ligature, curved, right, Fig. 335 0 10 0
 Ditto ditto left 0 10 0



FIG. 336.

Needle, Tubular Wire, straight, Fig. 336 0 8 6
 Needle with lever for Staphyloraphia 1 12 0
 Needles, half curved, short per doz. 0 6 0
 Palate Drill, Ferguson's 0 3 6
 Palate Knife, Ferguson's straight 0 3 6
 Ditto ditto curved 0 6 0
 Scissors, Curved 0 6 6
 Do. Straight 0 3 6




FIG. 337.

Smith's Gag, with cog joint, side levers, and tongue depressor combined, the set complete, Fig. 337 . . . £2 5 0



FIG. 338.

Tongue Depressor, Dr. Hollis' Improved, Fig. 338 . . . 0 12 6

This instrument is made with fenestrated blades, which holds the tongue firmly : a great improvement on the depressors in general use.

Tongue Depressor, Cotton's 0 4 6
 Ditto Prosser James' Improved, in case 2 2 0

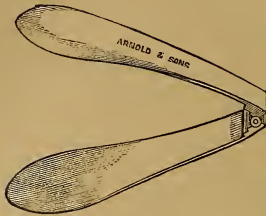


FIG. 339.

Tongue Depressor, electro-plated, Fig. 339	.	.	.	£0	8	0
Ditto ditto in case	.	.	.	0	12	6
Ditto stoutly gilt ditto	.	.	.	0	15	6
Ditto plain	.	.	.	0	6	6
Ditto vulcanite	.	.	.	0	4	6



FIG. 340.

Tongue Forceps, Dr. Dobell's, for holding the tongue, Fig. 340	1	1	0
-------------------------------------------------------------------	---	---	---	---	---	---	---	---	---

Vide *British Medical Journal*, March 1st, 1873; and *Monthly Review of Dental Surgery*, October, 1873.



FIG. 341.

Tongue-holding Forceps, Improved, by Dr. M. Martin de Bartolome, Fig. 341.	1	10	0
Tonsil Bistoury	0	3	6
Tonsil Forceps, Assilini's Self-acting	0	13	6
Tonsil Lancet, with silver canula, in morocco case	1	0	0
Tonsil Scissors, Erichsen's	8s. 6d.,	0	10	6

Tonsil Scissors, Erichsen's	£0 12 6
Ditto curved blades and hooks	0 16 6
Uvula Scissors	0 6 6



FIG. 342.

Vulsellum Forceps, Fig. 342	0 7 6
Wire Twister	0 4 0

TOOTH INSTRUMENTS.

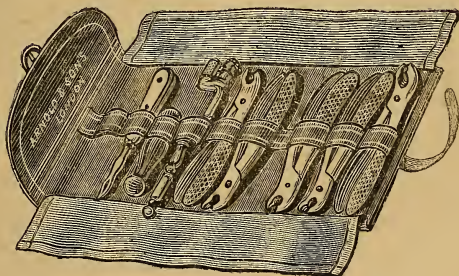


FIG. 343.

No. 1. Leather Pouch, containing—

- Curved Tooth Forceps, plain joints.
- Straight Tooth ditto ditto.
- Fox's Tooth Key, with three claws.
- Gum Lancet, in tortoiseshell.
- Elevator

The above set, complete	1 0 0
-----------------------------------	-------

No. 2. Leather Pouch, Fig. 343, containing—

Lower Molar Forceps, single joints.
 Upper ditto ditto.
 Lower Bicuspides Forceps ditto.
 Upper ditto ditto.
 Curved Stump ditto ditto.
 Fox's Tooth Key, with three claws.
 Gum Lancet, in tortoiseshell.
 Elevator.

The above set, complete £1 17 6

No. 3. Leather Pouch, lined with velvet, containing—

Upper Molar Forceps, Right (circular joints).
 Ditto ditto Left ditto.
 Lower ditto ditto.
 Upper Bicuspides ditto ditto.
 Lower ditto ditto ditto.
 Curved Stump ditto ditto.
 Fox's Tooth Key, with three claws.
 Gum Lancet, in tortoiseshell.
 Bell's Elevator.

The above set, complete 3 3 0

No. 4. Leather Case, lined with velvet, containing—

Upper Molar Forceps, Right (circular joints).
 Ditto ditto Left ditto.
 Lower ditto ditto.
 Upper Incisors Forceps ditto.
 Lower Incisors and Canine Forceps ditto.
 Upper Bicuspides ditto.
 Lower ditto ditto.
 Curved Stump Forceps ditto.
 Fox's spring-bolt Tooth Key, with three claws.
 Gum Lancet, spring back, in tortoiseshell.
 Bell's Elevator.

The above set, complete 4 7 6

No. 5. Superior Leather Case, lined with velvet, containing—

Upper Molar Forceps, Right, with circular joints.	
Ditto	Left ditto.
Lower Molar ditto	ditto.
Upper Wisdom	ditto.
Lower Wisdom	ditto.
Upper Bicuspides	ditto.
Lower Bicuspides	ditto.
Upper Incisors and Canines	ditto.
Lower ditto	ditto.
Upper Stump	ditto.
Lower Stump	ditto.
Elevator, in ivory handle.	

The above set, complete : £5 2 6

No. 6. Mahogany Case, lined with silk velvet, containing—

Upper Molar Forceps, Right, circular joints.	
Upper Molar ditto	Left ditto.
Lower Molar ditto	ditto.
Upper Wisdom	ditto.
Lower Wisdom	ditto.
Upper Bicuspides.	ditto.
Lower Bicuspides.	ditto.
Upper Central Incisors and Canines, ditto.	
Lower ditto.	ditto.
Upper Lateral Incisors and Bicuspides, ditto.	
Lower ditto.	ditto.
Improved Lower Stumps.	ditto.
Improved Upper Stumps.	ditto.
Lower Roots	ditto.
Elevator, in chequered handle.	
Gum Lancet, spring back, in shell.	

The above set, complete 6 15 0

Excavating and Rosehead Drills, consisting of twelve

Excavating and six Rosehead, fitting one socket handle, in morocco case, lined silk velvet	1 1 0
Instruments for cutting down Enamel, set of twelve, with socket handle, in morocco case, complete	1 2 6

Scaling Instruments, plain handles, four in morocco case	£0 10 0
Ditto ditto six ditto	0 14 0
Ditto Portable, six fitting one handle, in leather case	0 12 0
Ditto set of six, in ivory handles and morocco case	0 18 0
Ditto set of twelve ditto	1 15 0
Ditto set of twelve, fitting one socket handle (ivory), in morocco case, lined silk velvet	1 0 0
Scaling and Stopping Instruments, consisting of six Scaling and six Stopping, in ivory handles, in morocco case, lined silk velvet	1 15 0
Stopping Instruments, set of six, in ivory handles and morocco case	0 18 0
Ditto set of twelve ditto	1 15 0
Ditto set of twelve, fitting one socket, ivory handle, in morocco case, lined silk velvet	1 0 0
Stopping and Scaling Instruments, consisting of twelve Stopping and twelve Scaling, fitting one socket, ivory handle, in morocco case, lined silk velvet	1 10 6



Arnold and Sons' Dental Cabinet, in rosewood, walnut, or mahogany, lined silk velvet, with Instrument Trays, &c., containing—

- Twelve Scaling Instruments, in ivory handles.
- Twelve Stopping ditto ditto.
- Twelve Excavators, steel handles.
- Twelve Drills, rose-heads, ditto.
- One Mouth Mirror.
- Spring Forceps for foil, cotton, &c.
- Bottle for Stopping.
- Bottle for Mercury.

The above set, complete 10 10 0



Arnold and Sons' Dental Cabinet, in rosewood, walnut, or mahogany, lined silk velvet, with Trays for Instruments, Gold Foil, and Drawer for Forceps, &c., containing—

- Twelve Scaling Instruments, in ivory handles.
- Twelve Stopping ditto ditto.
- Twelve Excavators, steel handles.
- Twelve rose-headed Drills, ditto.
- Sixteen pairs Tooth Forceps, circular joints.
- Two Elevators.
- One Excising Forceps.

- One Mouth Mirror.
- Pair Strong Scissors.
- Gum Lancet, in tortoiseshell.

The above set, complete £16 16 0



Arnold and Sons' Superior Dental Cabinet, in rosewood, walnut, or mahogany, lined silk velvet, with Trays and Drawers for Instruments, Gold Foil, &c., and lower Drawer for extra Forceps, containing—

- Eighteen superior Scaling Instruments, in ivory handles.
- Ditto Stopping ditto ditto.
- Twenty-four Excavators, in steel handles.
- Twelve rose Drills ditto.
- Twelve pairs circular-jointed Tooth Forceps.
- Four ditto ditto for Children.
- Twelve Excavators, fitting socket handle.
- Twelve rose Drills ditto.
- Pair Excising Forceps.
- Two Stump Elevators.
- One Screw for Stumps.
- One Gum Lancet, spring back, tortoiseshell handle.
- One strong Scissors, for foil, &c.
- One Tooth Syringe, electro-plated.
- One Mouth Mirror.
- One Tooth Saw.
- One Mouth Spatula.

The above set, complete 25 0 0



Arnold and Sons' Tooth Forceps, circular joints and chequered handles, superior quality :—



FIG. 344.

Upper Molar Forceps, right, Fig. 344 0 7 6



FIG. 345.

Upper Molar Forceps, left, Fig. 345 £0 7 6




FIG. 346.

Lower Molar Forceps, Fig. 346 0 7 6



FIG. 347.

Lower Wisdom Forceps, Fig. 347 0 7 6




FIG. 348.

Upper Wisdom Forceps, Fig. 348 0 7 6



FIG. 349.

Upper Central Incisors and Canines, Fig. 349 0 7 6




FIG. 350.

Upper Lateral Incisors and Bicuspides, Fig. 350 . . . £0 7 6




FIG. 351.

Lower Incisors and Canines, Fig. 351 0 7 6



FIG. 352.

Lower Bicuspides Forceps, Fig. 352 0 7 6



FIG. 353.

Upper Bicuspides Forceps, Fig. 353 0 7 6



FIG. 354.

Lower Stump Forceps, Fig. 354 0 7 6




FIG. 355.

Upper Stump Forceps, Fig. 355 £0 7 6




FIG. 356.

Lower Molar Stump Forceps, Fig. 356 0 7 6



FIG. 357.

Upper Molar Stumps, right, Fig. 357 0 7 6

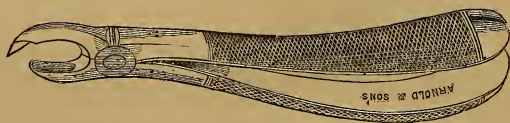


FIG. 358.

Upper Molar Stumps, left, Fig. 358 0 7 6



FIG. 359.

Lower Molar, right, Fig. 359 0 7 6




FIG. 360.

Lower Molar Forceps, left, Fig. 360 £0 7 6



FIG. 361.

Lower Bicuspid Forceps, right, Fig. 361 0 7 6

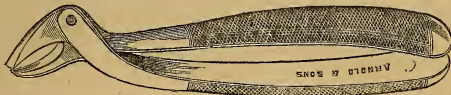


FIG. 362.

Lower Bicuspid Forceps, Fig. 362 0 7 6




FIG. 363.

Lower Bicuspid Forceps, left, Fig. 363 0 7 6

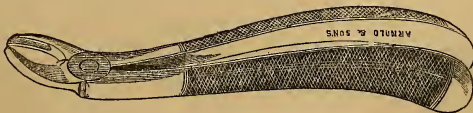


FIG. 364.

Upper Bicuspid Forceps, right, Fig. 364 0 7 6



FIG. 365.

Upper Bicuspides, left, Fig. 365 £0 7 6




FIG. 366.

Lower Bicuspides, right, Fig. 366 0 7 6



FIG. 367.

Lower Bicuspides, left, Fig. 367 0 7 6




FIG. 368.

Lower Bicuspides Forceps, Fig. 368 0 7 6



FIG. 369.

Upper Stump Forceps, Fig. 369 0 7 6



FIG. 370.

Lower Stump Forceps, Fig. 370 £0 7 6




FIG. 371.

Upper Stump Forceps, Fig. 371 0 7 6

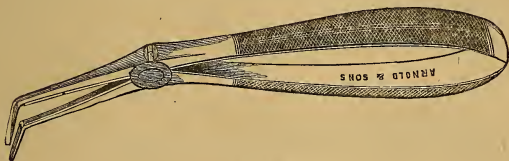


FIG. 372.

Lower Stump Forceps, left, Fig. 372 0 7 6



FIG. 373.

Upper Stump Forceps, Fig. 373 0 7 6



FIG. 374.

Upper Stump Forceps, Fig. 374 0 7 6



FIG. 375.

Lower Stump Forceps, Fig. 375 £0 7 6




FIG. 376.

Lower Stump Forceps, Fig. 376 0 7 6




FIG. 377.

Lower Stump Forceps, right, Fig. 377 0 7 6

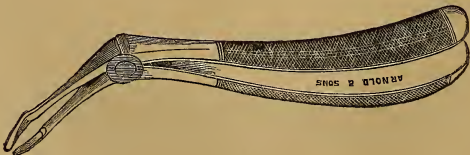


FIG. 378.

Upper Stump Forceps, right, Fig. 378 0 7 6

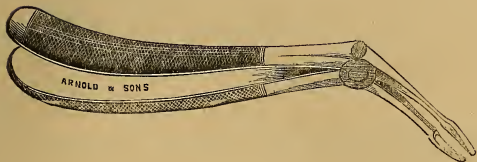


FIG. 379.

Upper Stump Forceps, left, Fig. 379 £0 7 6




FIG. 380.

Lower Stump Forceps, Fig. 380 0 7 6



FIG. 381.

Children's Forceps, Lower Temporary Molars, Fig. 381 . 0 6 6



FIG. 382.

Children's Upper Temporary Molars, Fig. 382 0 6 6



FIG. 383

Children's Upper Temporary Incisors, Fig. 383 0 6 6



Fig. 384.

Children's Lower Temporary Incisors, Fig. 384 . . . £0 6 6



Fig. 385.

Upper Excising Forceps, Fig. 385 0 8 6



Fig. 386.

Lower Excising Forceps, Fig. 386 0 8 6



Fig. 387.

Upper Excising Forceps, Fig. 387 0 8 6



Fig. 388.

Lower Excising Forceps, Fig. 388 0 8 6



FIG. 389.

Lower Molar Forceps, angular, Fig. 389 . . . £0 8 0




FIG. 390.

Lower Molar Forceps, angular, Left, Fig. 390 . . . 0 8 0



FIG. 391.

Lower Molar Forceps, angular, Right, Fig. 391 . . . 0 8 0
 Alveolar Forceps, Mr. Cattlin's 0 10 6

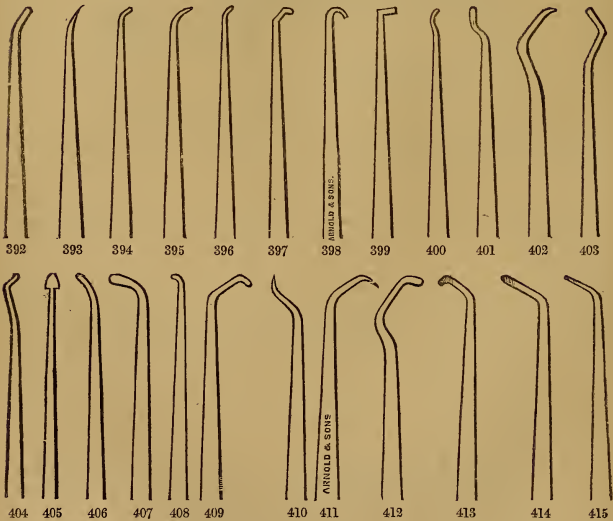
To prevent rust all Tooth Forceps can be plated with nickel silver at a cost of 1s. 9d. per pair, which is always clean and does not tarnish.

Mr. Coleman's Odontological Bag (Registered), containing—

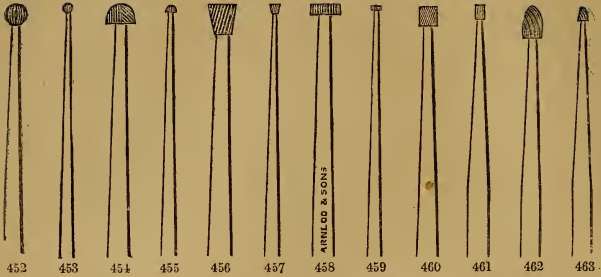
- Twelve pairs Tooth Forceps.
- Three Elevators.
- Gum Lancet, in tortoiseshell handle.
- Tenaculum ditto.
- Scalpel ditto.
- Paget's Knife.
- Nitrous Oxide Apparatus, consisting of a Twenty-five gallon Bottle of Liquid Gas, Bloxam's Bag, two face-pieces, three props, two way stopcocks, unions, &c.
- Eight half-ounce stoppered glass bottles.
- Four two ounce ditto ditto.
- Twenty-four Excavators, steel handles.
- Twelve Rose Drills.

- Twenty-four Pluggers, wooden handles.
- Six Enamel Cutters.
- Four Burnishers.
- Six Files.
- Mouth Mirror.
- Mouth Syringe.
- Four steel Scalars.
- Box Powdered Pumice.
- Two Dragon Roots.
- Spatula with Spoon.
- Small Agate Pestle and Mortar.
- Small Spirit Lamp.
- Dressing Forceps.
- Foil Forceps.
- Trays for gold-foil, German tinder, &c., &c.

The above set, complete £20 0 0



Excavating Instruments, in ivory handles, as Figs. 392 to 415 each 0 1 6
 Ditto steel ditto as Figs. 392 to 415 each 0 1 0



Rose-head Drills, with steel handles, as Figs. 452 to 463 £0 1 0
 Ditto in ivory handles, as Figs. 452 to 463 . 0 1 6



FIG. 464.

Elevator, Arnold and Sons' Improved, with cog movement, adjustable at any angle, Fig. 464 0 10 0
 Ditto American 0 3 6



FIG. 465.

Elevator, Bell's, Fig. 465 0 4 6
 Ditto Clendon's, ebony handle 0 3 0
 Ditto ditto chequered ebony handle 0 3 6
 Ditto ditto ivory handle 0 7 6
 Ditto ditto, with swivel joint 0 7 0
 Ditto Kempton's, with six claws, in case complete 1 1 0
 Ditto Sheffield's 0 5 0
 Ditto Saunders', set of three 0 8 0



FIG. 466.

Elevator, Tomes', right, left, and straight, Fig. 466	each	£0	5	0
Ditto Thomson's		0	4	6
Ditto ditto set of three, in ebony handles		0	13	6
Ditto ditto ditto in ivory ditto		0	18	0
Elevators, plain		0	2	6
Forceps for cutting bone, Mr. Coleman's Improved		0	15	0

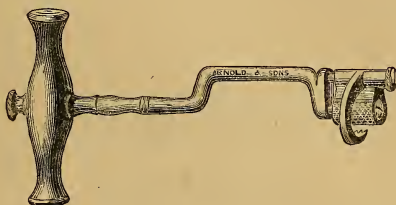


FIG. 467.

Fox's Tooth Key, ebony handle, Fig. 467		0	8	6
Ditto ivory handle		0	10	0
Ditto Improved with spring bolt, ebony		0	14	0
Ditto ditto ditto ivory		0	16	0
Ditto ditto ditto with spring		0	18	0
to handle		0	18	0
Gum Lancet, tortoiseshell handle		0	2	6
Ditto spring back		0	4	0
Ditto two blades		0	7	6
Ditto three blades		0	10	0
Mouth Mirror, ivory handle		0	4	0
Ditto hinged		0	5	6
Ditto German silver, ivory handle		0	6	0
Ditto ditto to fold		0	8	6
Ditto pearl handle		0	7	6
Ditto steel		0	2	6
Ditto in wood frame		0	1	0
Ditto Arnold and Sons' Improved, silver, with		0	17	6
ball-and-socket movement		0	17	6
Ditto ditto ditto electro-plated		0	12	6
Ditto folding joint		0	12	6

Mouth Mirror, Kiessler's plated frame	£0	15	6
Ditto swing frame, plated	0	6	6
Rose-head Drill, with universal joint	0	15	0
ditto Arnold and Sons' Improved	1	3	6
Screw for Stumps	0	2	6
Snell's Tooth Key, spring bolt and revolving fulcrum	1	1	0
Syringe, with fine silver pipe for washing out cavities	0	5	0
Tooth Punch, Arnold and Sons' portable folding, with French spring catch	0	10	6
Two Tooth Keys, small and large, with spring bolts and fitting one handle	1	10	0

~~~~~

### TROCARS.

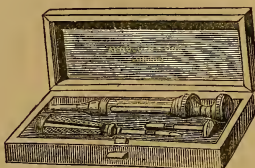


FIG. 468.

No. 1. Morocco leather case, Fig. 468, containing—

Hydrocele Trocar, in chequered ebony handle, and silver  
ferrule and canula.

Glass syringe, with platina point and ivory mounts.\*

The set, complete . . . . . 0 17 6

~~~~~

No. 2. Morocco leather case, lined silk velvet, containing—

Large Trocar for paracentesis abdominis, in chequered ebony
handle, with silver ferrule and canula.

Medium Trocar for ascites ditto

Small ditto hydrocele, ditto.

The set, complete 1 5 0

No. 3. Superior morocco leather case, with spring lock and lined silk velvet, containing—

Large Trocar for paracentesis abdominis, in chequered ebony handle, with silver ferrule and canula.

Medium Trocar for ascites ditto.

Small ditto hydrocele ditto.

Ponteau's curved Trocar for puncturing the bladder per rectum.

Glass Syringe, with platina point and ivory mounts.

The set, complete £2 7 6



FIG. 469.

Hydrocele Trocar, in chequered ebony handle silver canula and ferrule, Fig. 469 0 6 0



FIG. 470.

Ascites Trocar, in chequered ebony handle, silver canula and ferrule, Fig. 470 0 7 6



FIG. 471.

Paracentesis Abdominis Trocar, in chequered ebony handle, silver canula and ferrule, Fig. 471 0 8 6




FIG. 472.

Ponteau's curved Trocar for puncturing the bladder per rectum, in chequered ebony handle, silver canula and ferrule, Fig. 472 £0 13 6
 Cock's Trocar for puncturing the bladder per rectum, with three silver canulas, in case, complete 1 13 6



FIG. 473.

Exploring Trocar, in ivory case, the silver canula fitting into the handle for portability, four sizes, Nos. 1, 2, 3, and 4, Fig. 473 each 0 7 6
 Ditto in ebony case, Fig. 473 ditto ditto 0 6 6
 Hydrocele Trocar ditto Fig. 473 0 7 6
 Ascites ditto ditto Fig. 473 0 8 6
 Paracentesis Abdominis, ditto Fig. 473 0 9 6
 Thompson's Trocar, with side branch for india-rubber tubing, small 0 16 0
 Ditto ditto ditto large 0 17 0
 Dieulafoy's Suction Trocar 2 2 0



FIG. 474.




FIG. 475.

Dr. Murchinson's Improved Trocar and Syringe complete, for Tapping the Chest, Figs. 474 and 475	£2	2	0
Ditto with two stop-cock Canulas and Trocars, complete in case	3	3	0
Ditto with three stop-cock Canulas and Trocars, complete in case	4	4	0

In the above Syringe the valves are so arranged that it is impossible for air to enter, and no stop-cock is required to the Syringe.

Erichsen's Trocar for Tapping the Chest. To the end of Canula a mount is made which plngs on, and to which is attached a bladder to receive the fluid	1	1	0
Hydrocephalus Trocar	0	8	6

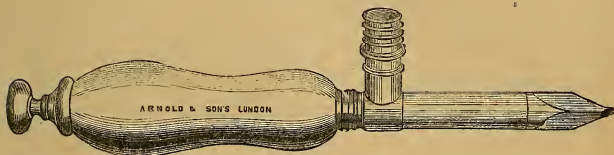


FIG. 476.

Spencer Wells' Ovariotomy Syphon Trocar, with side branch, small, Fig. 476	1	7	6
Ditto ditto medium, Fig. 476	1	12	6
Ditto ditto large, Fig. 476	2	0	0
Ditto Syphon Trocar, with hooks for secur- ing the pedicle	2	2	0



ASPIRATORS.

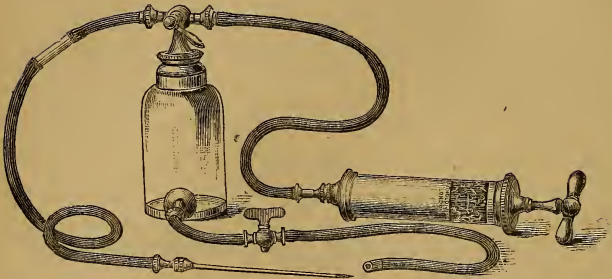


FIG. 477.

Aspirator, Arnold and Sons' Improved, with glass reservoir, exhausting syringe, and six seamless tube gilt needles, two-way stop-cock, complete, in morocco case, Fig. 477 £5 5 0



FIG. 478.

Aspirator, Dieulafoy's, with four seamless tube gilt needles, &c., in leather case, small size, Fig. 478 2 2 0
 Ditto with six needles, complete
 in morocco leather case, medium size, Fig. 478 3 3 0
 Ditto large, Fig. 478 4 4 0
 Ditto mounted on ebony stand, glass barrel, piston, with rack movement, three stop cocks, with full set of needles and trocars of various sizes, in handsome morocco case 9 9 0

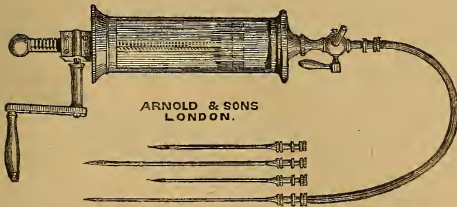


FIG. 479.

Aspirator, -with Arnold and Sons' improved rack and pinion movement to enable the operator to draw up the 'plunger without exertion, complete in morocco case, Fig. 479 £4 10 0

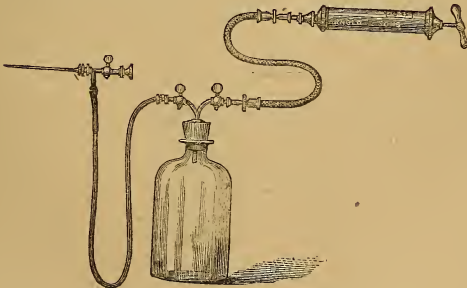


FIG. 480.

Aspirator, Potain's, complete, with india-rubber cork, air pump, three trocars, two fine needles, three canulas, and three blunt trocars, &c., in mahogany case, lined silk velvet, Fig. 480 4 10 0

Aspirator, Dr. Protheroe Smith's, in morocco leather case, with Exploring Trocars, Tubes, &c. small 2 2 0

Ditto ditto large 3 3 0

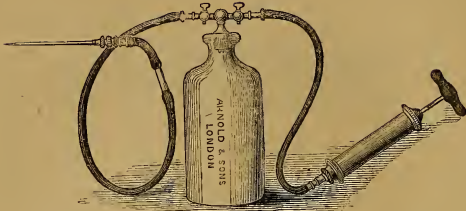


FIG. 481.

Aspirator, Arnold and Sons' Improved, with india-rubber cork to fit any size bottle, and one needle, in mahogany case, Fig. 481	£1 10 0
Ditto Arnold and Sons', with flute key lever and set of needles, in mahogany case	2 10 0

ABDOMINAL BELTS, BANDAGES, &c.



FIG. 482.

Arnold and Sons' Improved Abdominal Belt, with cotton elastic sides	0 15 0
Ditto ditto superior	1 1 0
Ditto ditto with silk elastic sides	1 1 0
Ditto ditto superior	1 10 0
Ditto ditto, with spiral wire sides, superior quality	2 2 0

The advantage of these Belts consists in the sides being made of specially prepared spiral wires, which always retain their power and elasticity.

Abdominal Belt, Elastic, Cotton, third quality, Fig. 482	£0 15 0
Ditto second ditto	1 1 0
Ditto first ditto	1 10 0
Abdominal Belt, Elastic Silk, third quality	1 0 0
Ditto second ditto	1 7 6
Ditto first ditto	1 15 0
Abdominal Belt, Spiral Elastic Silk, third quality	1 10 0
Ditto ditto second ditto	2 2 0
Ditto ditto first ditto	3 0 0
Bryant's Abdominal Belt	0 17 6
Ditto superior	1 12 6

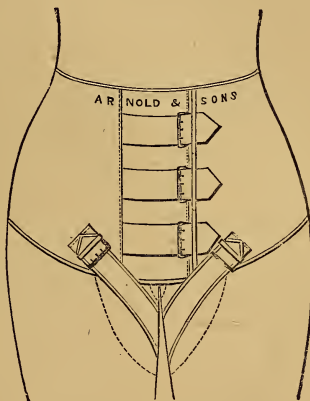


FIG. 483.

Obstetric Binder, Dr. Greene's Improved, Fig. 483 0 7 6

The following letter appeared in the 'Medical Press and Circular' of June 18th, 1873 :—

"SIR,—I beg to forward herewith a specimen of an Obstetric Binder, devised by me to meet a want I have long felt in my daily practice, where I find the ordinary roller useless in consequence of its slipping up round the patient's waist with the slightest movement on her part, no matter how securely fastened, while the binder, with one strap passing between the patient's thighs, is too obviously inconvenient.

"My Binder has two straps, one to fasten round each thigh. It can be adjusted by any ordinary nurse, or by the patient herself, and once fixed must remain *in situ*. The diagram, however, will convey a better idea of its construction and advantages than a mere verbal description.

"Yours, &c.,

"W. T. GREENE, M.A., M.B., &c.,"

Obstetric Binder, Dr. Greenhalgh's	£0	5	6
Ditto Dr. Gaitskill's	0	3	6
Ditto Arnold and Sons'	0	5	0
Woodward's Obstetric Support	1	11	6

Vide *Lancet*, October 16th, 1869.

Umbilical Belt, with cotton elastic sides and pad	0	18	0
Ditto ditto super	1	4	0
Ditto with silk elastic sides and Arnold and			
Sons' Improved india-rubber pad	1	5	0
Ditto ditto super	1	15	0
Ditto ditto with spiral			
elastic sides and inflated pad	2	2	0

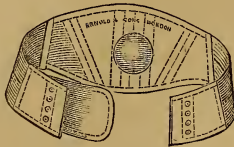


FIG. 484.

Umbilical Band, Children's, Arnold and Sons' Improved			
Fig. 484	0	7	0

This Bandage is so constructed that it fits the body accurately, and remains in one position. Those in general use are a source of annoyance by constantly shifting.

Umbilical Band, Children's india-rubber	0	2	0
Ditto ditto to lace	0	3	6

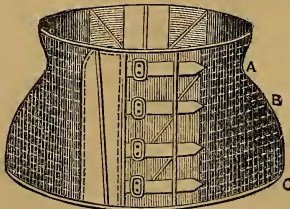


FIG. 485.

Riding Belt, plain rubber sides, Fig. 485	0	7	6
Ditto ditto superfine	0	12	6
Ditto Arnold and Sons' Improved, with spiral			
wire sides	1	15	0
Ditto ditto super quality	2	2	0

Prolapsus Uteri Bandage	£0 12 6
Ditto Blundell's	1 5 0

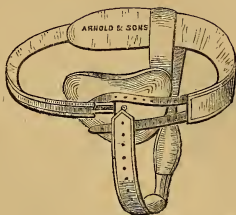



FIG. 486.

Utero-Abdominal Support, Hull's, Fig. 486	1 15 0
Ditto ditto superfine quality	2 5 0
Ditto Lever's	1 10 0
Ditto Palfrey's	1 1 0
Ditto Ashburner's	0 15 0
T Bandages	0 1 6
Eighteen-tailed Bandages	0 2 0
Straight Waistcoats	0 14 0
Lunatic Belts, complete	2 2 0
Ditto Manacles, complete	2 10 0

NOTE.—Measurements required for Abdominal or Umbilical Belts, circumference round A, E, and C, Fig. 482.

Measurements required for Riding Belts, circumference round A, B, C, Fig. 484.



TRUSSES.

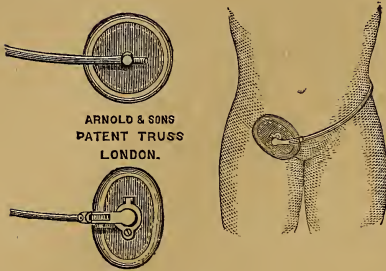


FIG. 487.

Arnold and Sons' Improved Self-adjusting Truss, with
 ball-and-socket pad, Single, Fig. 487 £0 15 0
 Ditto ditto Double 1 10 0

This truss is so constructed that the ball-and-socket pad can be readily fixed at any required angle or left perfectly free if desired. The covering is of tubular india rubber, which rotates with every movement of the body, thereby rendering the pads immovable. The truss can be increased or shortened as required by simply turning the pad at back.

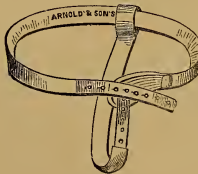


FIG. 488.

Circular spring Single Truss, Fig. 488 0 2 6
 Ditto ditto covered, best 0 3 6
 Ditto ditto extra superior 0 5 0



FIG. 489.

Circular Spring, Double Truss, Fig. 489	£0 5 0
Ditto ditto covered best	0 7 0
Ditto ditto extra superior	0 10 0
Moc-Main Single Truss	0 10 0
Ditto superior	0 15 0
Ditto extra-superior	1 1 0

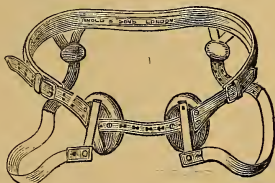


FIG. 490.

Moc-main Double Truss, Fig. 490	0 15 0
Ditto ditto super	1 5 0
Ditto ditto extra superior	1 10 0

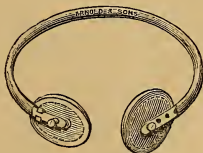


FIG. 491.

Salmon's (expired patent) Single Truss, Fig. 491	0 4 6
Ditto covered, best	0 7 6
Ditto Arnold and Sons' Improved, extra light, and covered in morocco leather	0 10 6



FIG. 492.

Salmon's (expired patent) Double Truss, Fig. 492 . . .	£0	9	0
Ditto ditto covered, best	0	15	0
Ditto ditto Arnold and Sons' Improved, extra light, and covered in morocco leather	1	1	0

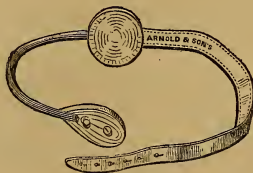


FIG. 493.

Cole's (expired patent) Single Truss, Fig. 493	0	7	0
Ditto ditto covered, best	0	10	6

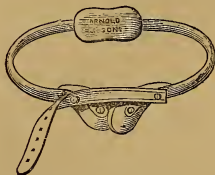


FIG. 494.

Cole's (expired patent) Double Truss Fig. 494	0	14	0
Ditto ditto covered, best	1	1	0
Arnold and Sons' Improved, with sliding heads, single	0	12	6
Ditto ditto ditto double	1	5	0

These trusses are fitted with india-rubber pads and sliding heads, the spring being covered with Russian leather.



FIG. 495.

Umbilical Truss, Fig. 495	£0	8	0
Ditto covered, best	0	15	0
Ditto with spring pad	1	1	0
Prolapsus Ani Truss, with boxwood pad	1	1	0

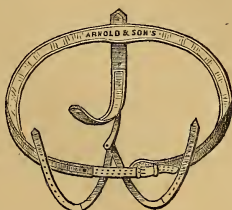


FIG. 496.

Prolapsus Ani Truss, Arnold and Sons' Improved, with ivory pad and under spring, Fig. 496	1	10	0
Ditto ditto superior quality	2	0	0
Prolapsus Bandage, with india-rubber pad	0	10	0
Scrotal Truss, single	0	4	6
Ditto covered, best	0	7	6
Ditto double	0	8	0
Ditto ditto covered best	0	14	0

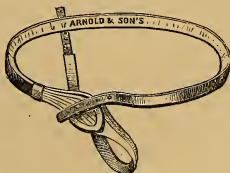


FIG. 497.

Scrotal Truss, single, with tail pad, Fig. 497	0	7	6
Ditto ditto covered, best	0	10	6
Ditto double ditto	0	15	0
Ditto ditto ditto covered, best	1	1	0

Directions for measurement.—Circumference of body round pelvis, which side, and whether Inguinal, Scrotal, or Femoral

SUSPENDERS.




FIG. 498.

Cotton Suspender, common	£0	1	6
Ditto best	0	2	6
Silk Suspender	0	3	0
Ditto Arnold and Sons' Improved, with drawing tape, Fig. 498	0	3	6
Bourjeaurd's Silk Suspender	0	5	6
Ditto Cotton ditto	0	4	6
Cotton Suspender, with Jean band and under straps	0	2	6
Silk ditto ditto	0	3	6
Ryan's Silk Suspender	0	4	6
Hydrocele Suspender, cotton	0	3	6
Ditto silk	0	4	6
Ditto Arnold and Sons' improved	0	7	6
Arnold and Sons' Improved Suspender for irreducible scrotal hernia, with shoulder straps, complete	1	1	0

**ELASTIC STOCKINGS, KNEE CAPS,
ANKLETS, &c.**

Arnold and Sons' elastic goods are made with the Improved Ætherized India rubber, which is more durable than the india rubber generally supplied, and retains its elasticity a much longer period. Change of temperature or climate does not affect the Ætherized India rubber.



FIG. 499.

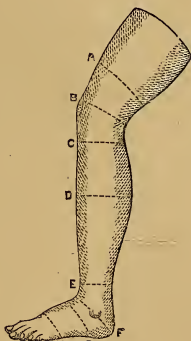


FIG. 500.

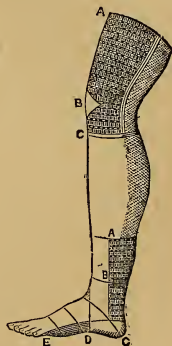


FIG. 501.

Stockings, Cotton Elastic	per pair	£0	7	0
Ditto	superior	.	.	.	ditto	0	8	0
Ditto	to lace	.	.	.	ditto	0	14	0
Ditto	Silk Elastic	.	.	.	ditto	0	10	0
Ditto	ditto superior	.	.	.	ditto	0	12	6
Ditto	ditto extra superior	.	.	.	ditto	0	15	0
Ditto	ditto to lace	.	.	.	ditto	1	1	0
Ditto	Laced, of stout elastic and strong Jean,				ditto	1	15	0
Ditto	Spiral Elastic	.	.	.	ditto	1	14	0
Ditto	Spiral Wire Spring, to lace, Fig. 499				ditto	2	10	0

Measurements required for Stockings—Circumference at C, D, E, F, G, H, and length C to G, Fig. 500.

Knee-caps, Cotton Elastic	per pair	£0	6	0
Ditto ditto superior	ditto	0	7	0
Ditto ditto to lace	ditto	0	11	0
Ditto Silk Elastic	ditto	0	8	0
Ditto ditto superior	ditto	0	10	0
Ditto ditto extra superior	ditto	0	12	6
Ditto ditto to lace	ditto	0	15	0
Ditto Spiral Elastic	ditto	0	17	6
Ditto Spiral Wire Spring, to lace, Fig. 501	ditto	1	10	0

Measurements required for Knee-caps—Circumference at A,B,C, Fig. 501.

Anklets, Cotton Elastic	per pair	0	6	0
Ditto ditto superior	ditto	0	7	0
Ditto ditto to lace	ditto	0	11	0
Ditto Silk Elastic	ditto	0	7	0
Ditto ditto superior	ditto	0	9	6
Ditto ditto extra superior	ditto	0	12	0
Ditto ditto to lace	ditto	0	14	0
Ditto Spiral Elastic	ditto	1	1	0
Ditto Spiral Wire Spring, to lace, Fig. 501	ditto	1	7	6

Measurements required for Anklets—Circumference at B,C,D, and E, Fig. 501.

Leggings, Cotton Elastic	per pair	0	5	6
Ditto ditto superior	ditto	0	6	6
Ditto ditto to lace	ditto	0	11	6
Ditto Silk Elastic	ditto	0	8	0
Ditto ditto superior	ditto	0	11	0
Ditto ditto extra superior	ditto	0	13	6
Ditto ditto to lace	ditto	0	16	0
Ditto Spiral Elastic	ditto	1	10	0
Ditto Spiral Wire Spring, to lace	ditto	1	17	6

Measurements required for Leggings—Circumference at C,D,E, and length from C to E, Fig. 500.

Thigh-pieces, Cotton Elastic	per pair	0	6	6
Ditto ditto superior	ditto	0	7	6
Ditto ditto to lace	ditto	0	13	0
Ditto Silk Elastic	ditto	0	9	0
Ditto ditto superior	ditto	0	15	0
Ditto ditto extra superior	ditto	1	1	0
Ditto ditto to lace	ditto	1	1	0

Measurements required for Thigh-pieces.—Circumference round top of thigh, round middle of thigh, above knee, and length required.

ARTIFICIAL LEGS, ARMS, &c.

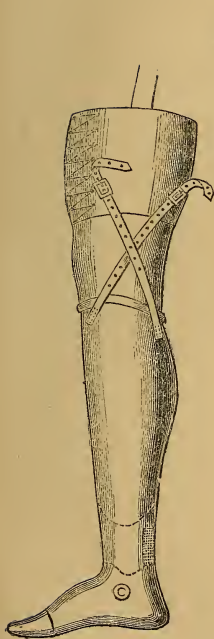


FIG. 502.

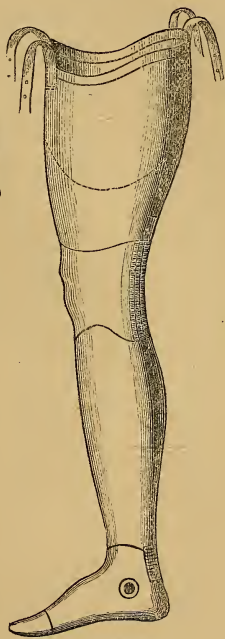


FIG. 503.

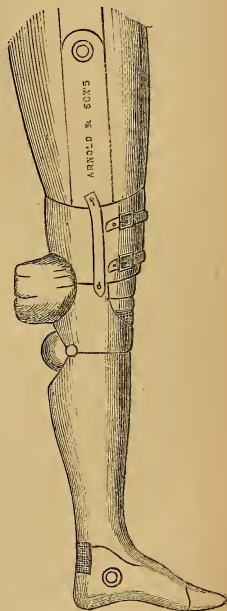


FIG. 504.

Artificial Leg, for amputation below knee, Fig. 502	£10 10 0
Ditto ditto covered, best	. 15 15 0
Ditto ditto best quality	. 19 19 0

Measurements required for amputation below knee.—Length from crutch to centre of knee; centre of knee to ground, centre of knee to end of stump; circumference round top of thigh, round middle, round above knee, below knee, round middle of stump, and end of stump. State if right or left; a boot is required to be sent.

Artificial Leg, for amputation above knee, Fig. 503 .	£12	12	0
Ditto ditto covered, best .	17	0	0
Ditto ditto best quality .	20	0	0
Artificial Leg, for kneeling, Fig. 504 .	10	10	0
Ditto ditto covered best .	14	14	0
Ditto ditto best quality .	18	18	0
Artificial Foot, for Syme's, Chopart's, or Perigoff's operations .	7	7	0
Ditto ditto ditto superior .	10	10	0
Ditto ditto ditto best quality .	15	0	0
Kempner's Improved Artificial Leg, for amputation below knee .	10	10	0
Ditto ditto ditto second quality .	15	15	0
Ditto ditto ditto best quality .	20	0	0
Kempner's Improved Artificial Leg, for amputation above knee .	12	12	0
Ditto ditto ditto second quality .	17	17	0
Ditto ditto ditto superior quality .	21	0	0

Measurements required for amputation above knee: length from crutch to end of stump, circumference round end, middle, and top of stump (close to crutch); the length of sound limb from crutch to centre of knee, centre of knee to ground, height from top of knee, when bent, to the ground. State if right or left the boot to be worn is required.

Extract from the *British Medical Journal*, January 14th, 1871:—"Mr. Kempner has devised an ingenious form of Artificial Leg; it is made of leather, with hinges, and is extremely light. Mr. Kempner has himself lost his leg, and necessity has been to him the mother of invention. He has taken great pains to discover the exact position at which the hinges should be placed to secure easy motion, and how the problem of combining lightness with strength might be best solved. We have seen him walk, kneel, &c., and he does so with remarkable ease and quickness, and we strongly recommend a trial of it to all who need such help."

"29, Seymour Street, W.

"Mr. Kempner has fitted an Artificial Leg to a patient whose leg I amputated at the knee-joint, and the result has certainly been most satisfactory, as I saw the patient walk with ease, unsupported by stick or crutch, a week after he had first used the leg. The principle of Mr. Kempner's Artificial Leg is simple, and the instrument is strong and durable, without being heavy.

"(Signed) CAMPBELL DE MORGAN, F.R.S.,
"1st December, 1870." "Surgeon to the Middlesex Hospital."

Messrs. Arnold and Sons have purchased the exclusive right to manufacture the Improved form of Artificial Leg invented by Mr. Kempner, and have made special arrangements with him to superintend the manufacture thereof.

Artificial Arm, with hook, ring, knife, or fork, for amputation below elbow .	1	17	6
Ditto with Arnold and Sons' Improved Spring Plate adjustable at any angle .	3	3	0



FIG. 505.

Artificial Arm, below elbow, with Hand attached, Fig. 505	£9 9 0
Ditto Arnold and Sons' improved, with spring thumb, &c., best quality	10 10 0

Measurements required for amputation below elbow: length from axilla to end of stump; circumference above, round, and below elbow, circumference round end of stump; length of sound arm, elbow to wrist, and if right or left. When a hand is required a glove should be sent, and the outline of hand traced on paper.

Artificial Socket Arm, fitted with ring, hook, knife, or fork, for amputation above elbow	£2 and 3 0 0
Ditto Arnold and Sons' Improved, with adjustable elbow-joint, and ring, knife, or fork attached	£5 5s. and 6 6 0



FIG. 506.

Artificial Arm, for amputation above elbow, with Hand attached, Fig. 506	12 12 0
Ditto Arnold and Sons' improved, with spring thumb, &c., best quality	15 15 0

Instruments for above extra.

Measurements required for amputation above elbow: length from elbow to end of stump, circumference round end, middle, and upper part of stump; length of sound arm from axilla to elbow, from elbow to wrist; if right or left. When a hand is required a glove should be sent, and the outline of hand traced on paper.

Artificial Eyes, best quality	1 10 0
-----------------------------------------	--------

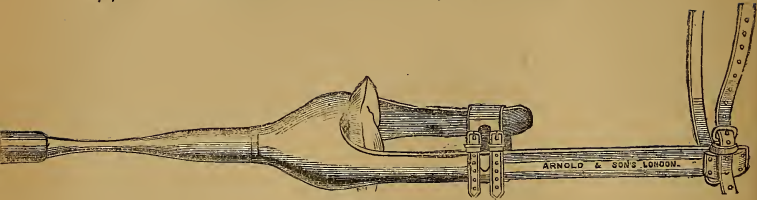


FIG. 507.

Wooden Pin Leg, for amputation below knee, Fig. 507	£1	0	0
Ditto ditto best quality	1	5	0
Ditto ditto with leg rest	1	10	0

Measurements required.—Length from crutch to ground. Diameter of knee when bent. Diameter at top of thigh. Length from under the knee (when bent) to the ground, and whether right or left.

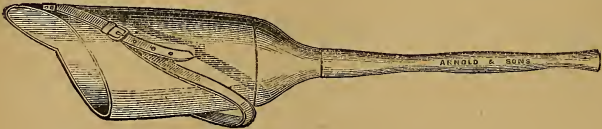


FIG. 508.

Socket Leg for amputation above knee, Fig. 508	1	10	0
Ditto ditto best quality	1	15	0
Ditto ditto the socket of leather	1	15	0
Ditto ditto best quality	2	2	0




FIG. 509.

Socket Leg, Arnold and Sons' improved, for amputation above knee, with improved kneeling joint, Fig. 509	£4	4s. to	5	5	0
----------------------------------------------------------------------------------------------------------	----	--------	---	---	---

Measurements required for amputation above knee.—Length from crutch to ground. Crutch to end of stump. Circumference round top of thigh, round middle of stump, round end of stump. Whether for right or left.

DEFORMITY INSTRUMENTS.

TESTIMONIAL FROM RICHARD DAVY, Esq.

33, Welbeck Street,
Cavendish Square, London, W.;
January 30th, 1875.

I have much pleasure in bearing testimony from personal observation to the mechanical talent and business-like habits of Messrs. Arnold and Sons. These instrument makers have carried out much original work for me, and from practical experience I do their firm but justice in praising their workmanship, advanced skill, and politeness.

RICHARD DAVY, F.R.C.S.,
Surgeon to the Westminster Hospital and to the
Surgical Aid Society, London.



FIG. 510.

Spinal Support for inward curvature, Fig. 510, £3 10s. to 6 6 0

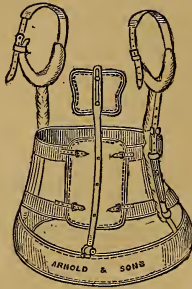


FIG. 511.

Spinal Support for outward or angular curvature, Fig. 511

£4 4s. to 8 8 0

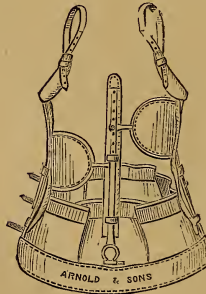


FIG. 512.

Spinal Support for double lateral curvature, Fig. 512

£4 4s. to 8 8 0

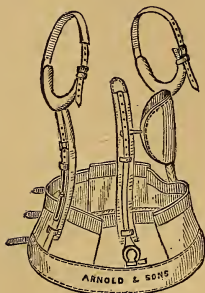


FIG. 513.

Spinal Support for lateral curvature, Fig. 513 £4 4s. to £7 7 0



FIG. 514.

Spinal Support for slight curvature, Fig. 514 . £4 4s. to 6 6 0



FIG. 515.

Wry Neck Apparatus, Fig. 515 . . . £5 5s. to £10 10 0



FIG. 516.

Lonsdale's Spinal Apparatus, Fig. 516 . . .	£4 4s. to	6 6 0
Scarpa's Shoe, single cog-joint		1 15 0
Ditto double ditto		2 2 0
Ditto tin covered wash leather for children		0 5 0
Little's Instrument for Club Foot	£1 10s. and	2 2 0

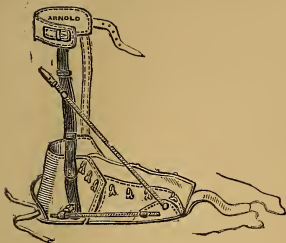


FIG. 517.

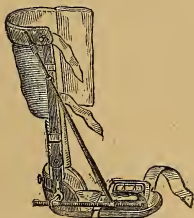


FIG. 518.

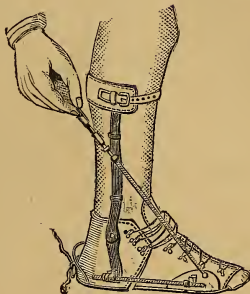


FIG. 519

Instrument for Talipes, by Mr. Richard Davy, Figs. 517,
518, 519 £2 2s. to £3 3 0
Adams' Instrument for Club Foot, Improved 2 2 0



FIG. 520.

Double steel support and boot to knee, Fig. 520
£1 15s. to 2 10 0



FIG. 521.

Single steel support and boot to knee for children, Fig.
 521 £1 10 to £2 10 0

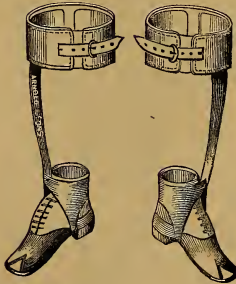


FIG. 522.

FIG. 523.

Single steel outside supports and boots to knees, Figs. 522
 and 523 50s. to 3 10 0

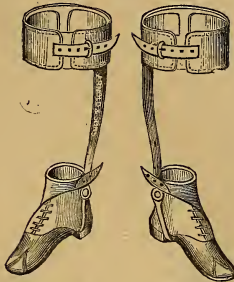


FIG. 524.

FIG. 525.

Single steel inside supports and boots to knees, Figs. 524 and 525 50s. to £3 10 0

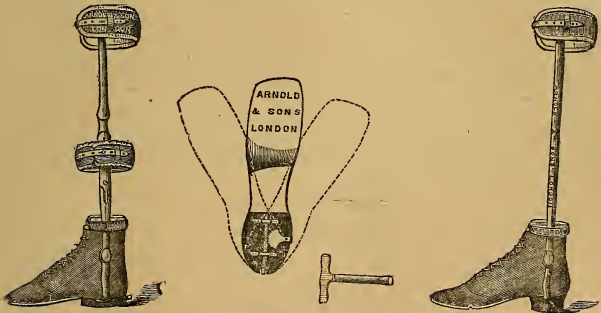


FIG. 526.

FIG. 527.

FIG. 528.

Improved Walking Boot for Talipes, by Mr. Richard Davy, Figs. 526, 527, and 528 £2 2s. to 3 3 0

Extract from the 'British Medical Journal,' May 17th, 1873:—"In the after treatment of talipes varus and valgus, having so far rectified the distortion as to be able to dismiss the further use of the shoe, figured in the 'British Medical Journal,' November 16th, 1872 (page 548), I have found the employment of the following boot most useful. The mechanism for maintaining the needful inversion or eversion of the anterior part of the foot is placed completely in the block of leather at the heel; a small aperture at the point where the spur box is placed admits the key for the movement. Any dirt is prevented from entering by the circularity of the leather, corresponding to the shape of the steel rod.

"The boot has been most carefully manufactured for me by Messrs. Arnold and Sons, 35, West Smithfield, and is well represented in the diagram. Fig. 528 shows the boot applied; the mechanism at the heel is not noticeable. Fig. 527 shows the concealed screw and pinion movement, and the aperture at the heel for insertion and rotation of the key."

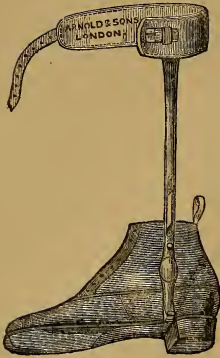


FIG. 529.



FIG. 530.

Valgus Boot with hinge-joint at sole, by Mr. R. Davy,
 Figs. 529 and 530 £1 16s. to £2 10 0

Extract from 'New Inventions in Surgical Mechanism:'—"The two engravings show a form of hinge at the sole plate which I have found to be of the utmost service in treating these simple varus or valgus cases. By placing the leg iron to the outer or inner side of the foot, the broad strap (through the medium of the hinge at the foot plate) inverts or everts the sole. Messrs. Arnold and Son make this boot, and it has proved to be one of the most useful additions to orthopædic mechanisms."

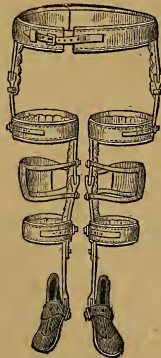


FIG. 531.

Leg Irons for outward curvature, plain, Fig. 531

			£4 4s. and	5 5 0
Ditto	ditto	best .	£5 5s. and	6 6 0



FIG. 532.

Leg Irons for inward curvature, plain, per pair, Fig. 532

			£4 4s. and £5 5 0
Ditto	ditto	best .	£5 5s. and 6 6 0



FIG. 533.

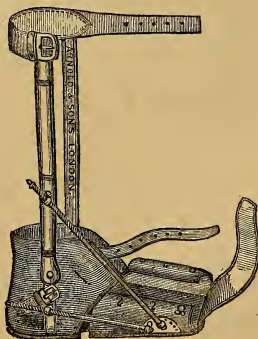


FIG. 534.

Improved instrument for talipes, &c., by Mr. Richard

Davy, Figs. 533 and 534 £2 2s. to 3 3 0

Extract from 'British Medical Journal,' November 16th, 1872:—"I must also express my obligations to Mr. Arnold, of Smithfield, for his great attention to

detail in manufacturing these instruments, which he will show to any surgeon interested in such appliances. Fig. 533 shows the instrument applied to the foot and leg. Fig. 534 shows the boot when removed. The double irons up the leg and footpiece joined to them by hinges at the ankle are as generally made. These irons are fastened by straps in young children below the knee, but in infants above the knee, in order that a better purchase may be gained. The circular joint at the sole of the foot corresponds to the situation of the astragalo-scapoid and calcaneo-cuboid articulations. Two screws (as shown in plate) cause (1) the dorsum of the foot to be drawn towards the leg; (2) the anterior part of the foot to be everted or inverted at pleasure. By placing these screws on the inner or the outer aspect of the leg, talipes valgus or varus may be respectively treated."

Extract from 'New Inventions in Surgical Mechanisms':—"Surgeons treating the various forms of talipes amongst out-patients have been much disappointed at results obtained by the use of the ordinary Scarpas' shoes. I find the screw movements irregular, and especially useless at the very time when most required—viz. at the later periods of treatment, because the screws have reached their maximum range of action."

Measurements required for leg instruments: circumference round pelvis, thigh, knee, calf, and ankle; length from hip to knee-joint, knee to ankle, and ankle to ground; if for both legs, or which leg if only one instrument be required, and whether outward or inward curvature.

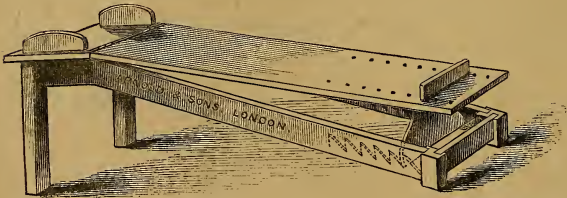


FIG. 535.

Arnold and Sons' Improved Reclining Board for spinal curvature, Fig. 535 £4 4s. to £10 10 0

CRUTCHES, ARM SLINGS, &c.



FIG. 536.



FIG. 537.



FIG. 538.



FIG. 539.

Common Hospital Crutches, per pair	£0	3	0
Black Crutches, with padded heads	0	10	0
French Crutches, with padded heads, Fig. 539	1	1	0
Best Crutches, with elliptic heads, Fig. 538	1	15	0
Spring Crutches, single spring, Fig. 537	2	2	0
Ditto double springs, Fig. 536	2	10	0

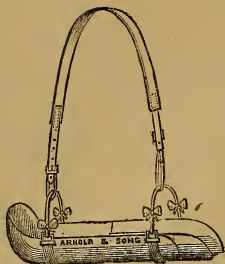


FIG. 540.

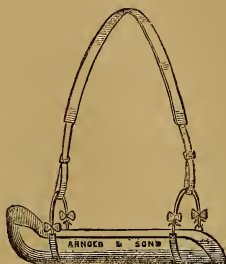


FIG. 541.

Arm Sling, Black Leather, plain, Fig. 541	. . .	£0 10 0
Ditto ditto in patent leather	. . .	0 14 0
Ditto ditto ditto sliding, Fig. 540	. . .	1 1 0
Ditto Children's, plain, Fig. 541	. . .	0 8 0
Ditto ditto patent leather	. . .	0 10 6
Ditto ditto sliding, Fig. 540	. . .	0 16 0
Ditto Arnolds' Improved, woven wire, covered silk, very cool and light	. . .	1 1 0
Ditto children's	. . .	0 16 0
Invalid Walking Sticks	. . .	0 10 0

SPLINTS.

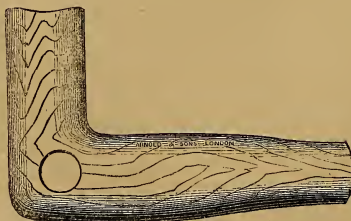


FIG. 542.

Arm Splints, Angular, Fig. 542	. . .	per pair	0 8 0
Ditto jointed	. . .	ditto	0 11 0

Arm Splints, Perforated Zinc, three pairs to the set	£1	1	0
Ditto Liston's, with regulating screw, padded, complete	14s. and	1	0 0

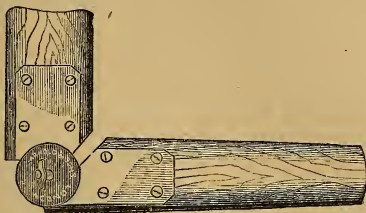


FIG. 543.

Arm Splint Hinged, Arnold and Sons' Improved, with adjustable set screw, Fig. 543	each	0	5	6
Ditto Pott's Hollow	per set	0	7	6
Ditto ditto with pads, complete		0	15	0
Army Splint		2	2	0
Bloxam's Fracture Splint		2	10	0
Bryant's Club Foot Splint		0	17	6
Callender's modification of Mason's Splint for excision of the elbow, with hand piece	16s., 21s.	1	5	0

This splint allows the movements of flexion, extension, pronation, and supination, and is so arranged as to suit either arm, right or left.

Common lined Splints, eight pairs to the set		0	3	6
Children's ditto ditto		0	3	0
Crimean padded Splints, per set of three pairs		0	10	6
Dessault's Long Splints	per pair	0	12	6
Dupuytren's Splint		0	2	0
Elbow Splints	per pair	0	8	0

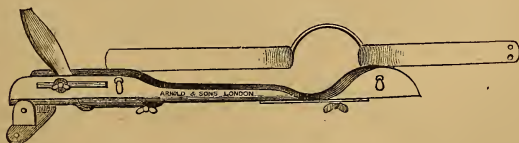


FIG. 544.

Fergusson's Excision Splint, with interrupted wooden splint, complete, Fig. 544		1	10	0
---------------------------------------------------------------------------------	--	---	----	---

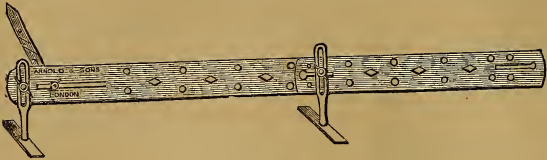


FIG. 545.

Fergusson's Leg Splint, Fig. 545	40s. and £2 10 0
Finger Splints, perforated zinc, 6 pairs in set	per set 0 7 6
Gooch's Splintage, 18 x 22, lined with American cloth,	per sheet 0 8 6
Gordon's Splints for fractured radius, right and left	per set 0 10 0
Hand and Arm Splints, Pemberton's	per pair 0 8 0
Hand Splint, Hawkin's Hollow	0 3 0




FIG. 546.

Heath's Splint for excision of elbow joint, Fig. 546	1 1 0
Hide's Felt and Liquid for Splints	per yard 0 12 0
Interrupted Splint, Hilton's, for diseased hip	0 12 0



FIG. 547.

Interrupted Splint for excision of hip-joint, Fig. 547	0 18 0
------------------------------------------------------------------	--------



FIG. 548.

Knee Splint with screw action, Fig. 548	1 1 0
Lawrence's Iron Back Splints, 3 sizes	each 0 10 6



FIG. 549.

Leg Splints, Cline's, with feet, three pairs each, right and left, Fig. 549	per set	£0 18 0
Ditto ditto ditto	padded, complete	1 10 0
Ditto ditto	per single pair	0 3 6
Ditto ditto Iron, with feet, three pairs each, right and left	per set	0 18 0
Ditto ditto ditto	padded, complete	1 10 0
Ditto ditto Perforated Zinc, three sizes, per pair		0 7 6
Liston's Iron Fracture Splint, with whole thigh and leg pieces, complete		2 0 0
Ditto Fracture Splints, small		1 1 0
Ditto ditto medium		1 4 0
Ditto ditto large		1 5 0
Ditto ditto for children		0 18 0
Ditto ditto with shifting thigh piece		1 12 6
Set of pads for ditto	5s. to	0 10 0
Liston's Iron Knee Splints, with extending screw		0 14 0
Ditto ditto ditto improved		1 1 0

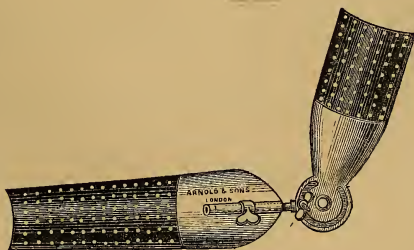


FIG. 550.

Mason's Splint for excision of the elbow, Fig. 550	15s., 20s.,	1 5 0
McIntyre's Fracture Splint, complete		2 5 0
Nathan Smith's Extension Splint, complete	£1 15s. and	2 2 0
Nelaton's Radius Splint	per pair	0 2 0
Neville's Iron Splint, three sizes	each	0 10 6

Perforated Zinc Splints, with elbow-joint, three sizes	per pair	£0	8	0
Perineal Bandage with india rubber inflated pad, complete		0	10	6
Price's modification of McIntyre's Splint for excision of knee-joint		1	10	0

Vide p. 864, 1st edition, Bryant's Book.

Ratan Cane Splints	per set	0	7	6
------------------------------	---------	---	---	---

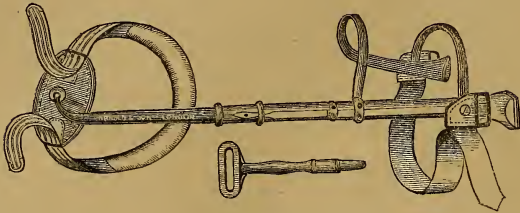



FIG. 551.

Sayre's American Splint, for diseased hip, 3 sizes, each				
(<i>vide</i> 'Lancet'), Fig. 551	50s.,	2	15	0
Skeleton Splint, American Wire		0	9	0
Ditto ditto with pulleys, rope, &c., complete		1	1	0
Thigh Splint, Bulley's, complete		2	5	0
Ditto Busk's		1	5	0

This Splint, having knee and hip-joints, admits of the patient being placed in any required position.

Thigh Splints, Cline's	per set	0	12	0
Ditto with pads, complete		1	2	6
Ditto Liston's, six different lengths, per set		0	10	6
Ditto ditto with pads, complete		0	16	6
Wooden Side Splints	per doz.	0	15	0
Humerus Splint		1	5	0



PATENT N^o 2516.

ARNOLD & SONS LONDON



FIG. 552.

Improved Patent Waterproof Padding for Splints, suggested by Mr. Richard Davy, 36×18 . per lb. £0 9 0

The sheets can be cut to any required size, and are always clean and ready for use. Solidity can be readily given to the pad by inserting in the parallel tubes soft metal wires or common canes, and then a glue or starch bandage superimposed.

Extract from the 'British Medical Journal,' October 11th, 1873.—"I have used this pad for the last two months in the wards of Westminster Hospital, and am much pleased with its advantages."

Extract from the 'Lancet,' September 27th, 1873.—Such a form of mechanism is admirably fitted for treating simple fractures of the lower extremities in children."

Extract from 'Med. Times and Gaz.,' September 20th, 1873.—"We have received from Messrs. Arnold and Sons, of West Smithfield, a specimen of india-rubber padding for splints, which we think will prove worthy the attention of surgeons."

Extract from 'Med. Press and Circular,' October 8th, 1873.—We hope that surgeons will make use of it. No complaint has ever been made of its irritating the skin or interfering with the progress of repair."

Extract from 'New Inventions in Surgical Mechanisms.'—"I have constantly made use of this splintage in hospital practice in seven cases of resection of the knee, a simple fractured thigh, a morbus coxa, &c., and I recommend its use to all surgeons with confidence. It is manufactured by Messrs. Arnold and Sons, 35 and 36, West Smithfield."

FRACTURE CRADLES.

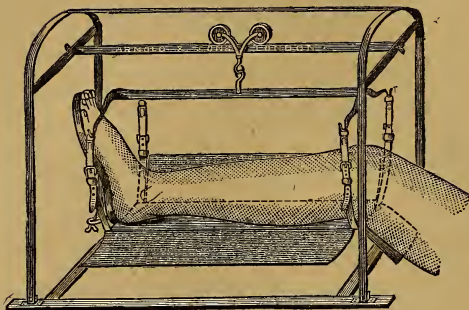


FIG. 553.

Greenslade's Fracture Cradle and Splint, complete in
Wooden Case, Fig. 553 £4 0 0

Extract from 'Medical Times and Gazette,' May 31st, 1873.—“Its peculiar advantages over appliances for a like use are:—Bandages are almost entirely dispensed with; splints are attached by hinges, thereby allowing one side of the leg to be readily examined without in any way interfering with the other side, the limb remaining suspended in the cradle by four straps, so arranged as to entirely obviate unslinging it when dressing is required—a process hitherto productive of pain and inconvenience to the patient. He can also freely move in bed without in any way endangering the safety of the leg. The footpiece is supported by a screw and nut, and can be adjusted to any angle with great facility. The splints, being made of perforated zinc, are much more agreeable to the patient, on account of their being cooler and lighter than solid wood.”

“Messrs. Arnold and Sons, of 35 and 36, West Smithfield, are manufacturing them in a very portable form, being so constructed as to allow of the whole apparatus being taken to pieces in five minutes and packed in a very small compass. This invention can be strongly recommended, from its occupying such a small space; and the short time required in fixing will prove a boon, especially to country practitioners, as it can easily be placed under the seat of any carriage.”

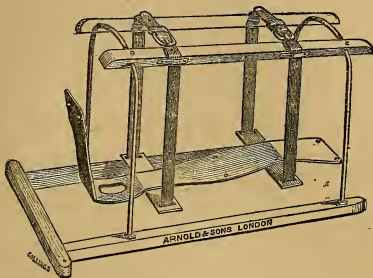


FIG. 554.

Lawrence's Fracture Cradle, with three pairs wood side splints, three Neville's splints, and two strong leather supporting straps with buckles, complete, Fig. 554	.£2 15 0
Sir A. Cooper's Fracture Cradle	3 0 0
Greenway's Improved Swing Cradle, allowing the patient to move with ease and comfort in any position, and adapted to fit any bedstead	4 0 0

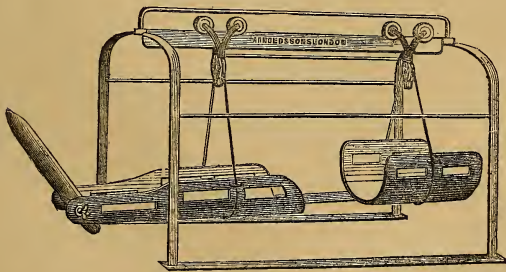


FIG. 555.

Furner's Fracture and Cradle Splint, complete, Fig. 555 .	3 10 0
As used at St. Bartholomew's Hospital.	

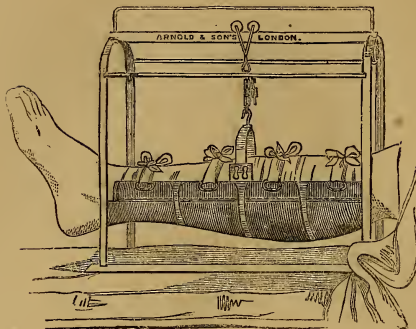


FIG. 556.

Salter's Fracture Cradle	£1 15 0
Ditto ditto portable, to fold, Fig. 556	2 2 0
Ditto Splint for ditto	0 12 0
Luke's Fracture Cradle, with arm, thigh, and leg splints, complete	3 3 0




FIG. 557.

Bloxam's New Extension Splint and Fracture Cradle, complete, Fig. 557	4 0 0
Blower's Portable Cradle, for leg or body	0 10 6

Amesbury's Apparatus for Fracture of Lower Extremities	£4	4	0
Fracture Cradle for removing pressure of bedclothes	0	6	6
Ditto ditto large	0	8	6
Sir W. Fergusson's Splint for Fractured Patella	1	4	0

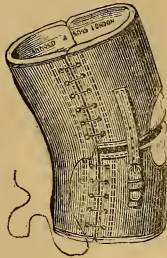


FIG. 558.

Patella Bandage of solid leather, Fig. 558	1	1	0
Parnell's Apparatus, with cog and pinion movement, for Fractured Patella	2	2	0

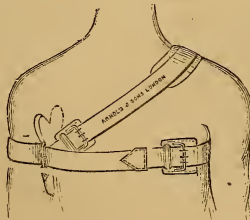


FIG. 559.

Ellis's Splint for Fractured Clavicle, Fig. 559	15s., 17s.,	1	1	0
Bradser's Bandage ditto		0	10	6
Prepared Leather for Splints	per lb.	0	4	0
Ditto Gutta Percha ditto	ditto	0	5	6
Millboard for Starch Bandage Splints	per sheet	0	2	0




FIG. 560.

Set of Dislocation Pulleys, with hooks and cord, Fig. 560 £1 1 0
 Straps and Bandages for ditto, for thigh and arms . . . 1 10 0

Cocking's Patent Poroplastic Sheets for Splints.

"It is light, porous, flexible, plastic, and economical—is made in all required strength and sizes. It consists of a felted substance in sheets, is plastic when softened by heat, and becomes rigid when cold, and can be resoftened any number of times without injury; it is rapidly and easily cut to any shape and manipulated, the most difficult splint requiring but a few minutes to complete—is very well adapted for separate metal attachments, and is thus a very valuable material for interrupted splint. There is no glue used in its application, and the gums with which it is stiffened are quite harmless."—Vide *Lancet*, September 16th, 1871; *British Medical Journal*, September 23rd, 1871; *Medical Press and Circular*, September 27th, 1871.

Hospital quality, at 4s. per lb.	}	Size of Sheet—4 ft. × 3 ft.
Substances made—about 1-8 in., 3-16 in., 5-16 in.		" $\frac{1}{2}$ " 2 ft. × 3 ft.
Medium quality, at 6s. 6d. per lb.	}	Size of Sheet—4 ft. × 3 ft.
Substances made—about 1-8 in., 3-16 in.		" $\frac{1}{2}$ " 2 ft. × 3 ft.
Finest quality, at 10s. 6d. per lb.	}	Size of Sheet—4 ft. × 3 ft.
Substances made—about 1-8 in., 3-16 in.		" $\frac{1}{4}$ " 2 ft. × 1 $\frac{1}{2}$ ft.



BANDAGES OF CALICO, INDIA RUBBER, &c.




FIG. 561.

Arnold and Sons' Improved Bandage Winder, Fig. 561	£0	5	0
Ditto ditto on mahogany stand	0	10	6
Calico Roller Bandage, open wove, 2½ inches wide, 6 yards long			per doz. 0 6 6
Ditto ditto 3 inches wide, 6 yards long			ditto 0 7 0
Domett Bandages, 6 yards long			ditto 0 10 0
Eighteen tailed Bandages			ditto 0 18 0
Elastic Cotton net Bandages, 2 inches wide, per doz. yards			0 3 0
Ditto ditto 2½ ditto			ditto 0 3 6
Ditto ditto 3 ditto			ditto 0 4 0
Ditto ditto 3½ ditto			ditto 0 4 6
Ditto ditto 4 ditto			ditto 0 5 0
Flannel Roller Bandages			per doz. 1 5 0
Ditto thin			ditto 0 8 0
India-rubber Cotton Bandage 2 inches wide			per yard 0 1 3
Ditto ditto 2½ ditto			ditto 0 1 8
Linen Bandages			per doz. 1 0 0
Lithotomy Bandages, Calico			ditto 0 6 6
Ditto Flannel			ditto 1 0 0
Mulloney's Patent Bandages, 2½ inches wide (6 yards)			ditto 0 12 0
Ditto ditto 3 ditto			ditto 0 13 0
Sir B. Brodie's fine elastic cotton net Bandage, per yard 4d., and			0 0 6
T Bandages			per doz. 0 15 0
Unbleached Calico, Roller Bandages, 4 yards			ditto 0 5 0
Ditto ditto 6 ditto			ditto 0 6 6
Ditto ditto 9 ditto			ditto 0 8 6
Ditto ditto 12 ditto			ditto 0 12 0
Ditto ditto extra width, 6 yards			ditto 0 10 6
Water-dressing Bandages			ditto 0 6 0

URINALS, INDIA RUBBER, FOR INVALIDS, TRAVELLERS, &c.



FIG. 562.

Male Urinal for day use, plain india rubber	£0 10 0
Ditto Arnold and Sons' improved, best quality, Fig. 562	0 14 0

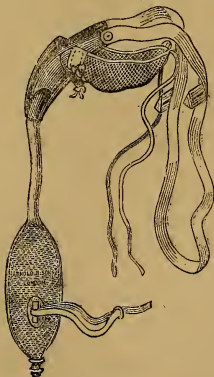


FIG. 563.

Male Urinal for night use, plain india rubber	0 11 6
Ditto Arnold and Sons' improved, best quality, Fig. 563	0 15 0

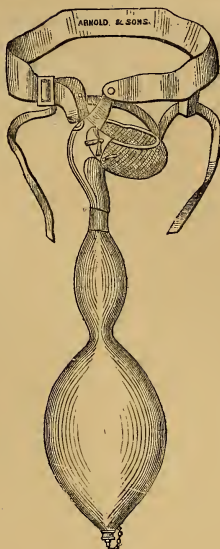


FIG. 564.

Male Urinal for day and night use, plain rubber	£0 12 6
Ditto Arnold and Sons' improved, best quality,		
Fig. 564	0 16 0



FIG. 565.

Female Urinal for day use, plain india rubber	0 10 6
Ditto Arnold and Sons' improved, best quality,		
Fig. 565	0 15 0

Female Urinal for night use, plain india rubber	£0 12 6
Ditto Arnold and Sons' improved, best quality	0 16 6
Improved Truss Spring Urinal for bed use, by Dr. Harvey Hilliard registered, No. 2584	1 1 0

This urinal adapts itself to the parts in a bed-ridden subject by means of a spring in such a manner that the escape of urine on to the bed-clothes is prevented.

Earthenware Urinal	0 3 0
Glass Urinal	0 2 0
Pewter Urinal	0 5 0

The best quality of Urinals are all made of specially prepared Etherised India Rubber, which resists the action of urine a much longer period; they are likewise fitted with Arnold and Sons' Improved Valves, which render it impossible for the urine to return in whatever position the patient may be.

HYPODERMIC SYRINGES.



FIG. 566.



FIG. 567.

Hypodermic Syringe, with plain piston and plated mounts, in case, Figs. 566 and 567	0 12 6
Ditto with one gold and one steel pipe	0 15 0

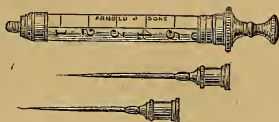


FIG. 568.

Arnold and Sons' Improved Portable Hypodermic Syringe with two platina pipes, in morocco case, Fig. 568	. £0 15 0
Dr. Ellis's Improved Hypodermic Syringe, solid silver barrel, with two pipes, in case	. 2 2 0
Ditto plated	. 1 5 0




FIG. 569.

Improved Hypodermic Syringe, with both screw and plain action, in case, Fig. 569	. 0 17 6
Ditto ditto with conical plunger, two platina pipes, in case	. 1 1 0

To the plunger is attached a conical point secured by a screw to the piston rod; upon screwing the rod the conical point is drawn upwards and presses against the plunger.



FIG. 570.

Buzzard's Hypodermic Syringe, with trocar point, Fig. 570	0 12 6
Ditto ditto in case	0 15 0
Ditto ditto with cut-glass stopped bottle, in morocco case	0 16 6

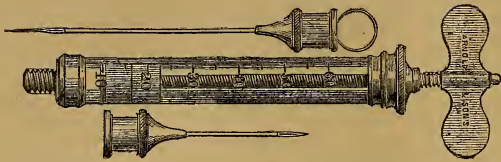


FIG. 571.

Pravaz's Hypodermic Syringe, mounted in silver, with screw piston rod, two fine gold pipes, &c., in morocco leather case, Fig. 571 . . . £1 15 0
 Ditto ditto plated mountings . . . 1 0 0
 Wood's Hypodermic Syringe, with one steel and one gold pipe, in morocco case . . . 0 15 0



FIG. 572.

Arnold and Sons' Improved Hypodermic set, consisting of Syringe, 2 Platina Pipes, Stopped Bottle in plated case, complete, Fig 572 . . . 1 1 0

This instrument is extremely portable, and so constructed that it can be carried easily in the waistcoat pocket or in the pocket case.



FIG. 573.



FIG. 574.

Arnold and Sons' Improved Self-acting Hypodermic Syringe, complete in case, *vide* 'Lancet'

Figs. 573 and 574 2 2 0

This instrument possesses many advantages over the ordinary syringe as it punctures and injects the fluid simultaneously by simply releasing the trigger (*vide* 'Lancet').




FIG. 575.



FIG. 576.

Dr. Broadbent's Tumour Syringe, with screw piston and two long pipes, in morocco case, Fig. 575	. . .	£1	5	0
Ditto ditto plain piston	. . .	0	15	0
German Hypodermic Syringe, two pipes, mounted in vulcanite, in case	. . .	0	10	6
Hypodermic Syringe, 6 minims, with gold point	. . .	0	10	6
Ditto in case	. . .	0	13	6
Ditto with cut-glass stopped bottle, in morocco case	. . .	0	15	0

Solution of the Acetate of Morphia for Hypodermic Injections.

Acetate of Morphia 10 grains, dissolved in 50 minims of distilled water, so that it shall accurately measure 60 minims of solution, add water if necessary.

~~~~~

**SPECULUMS.**

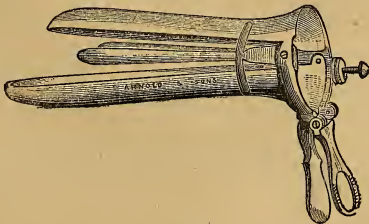


FIG. 577.

|                                                                     |       |   |    |   |
|---------------------------------------------------------------------|-------|---|----|---|
| Dr. Meadows' Speculum, stoutly plated                               | . . . | 1 | 15 | 0 |
| Ditto Improved Speculum, with side blades, stoutly plated, Fig. 577 | . . . | 2 | 0  | 0 |

|                                                                        |         |
|------------------------------------------------------------------------|---------|
| Sir James Simpson's Trivalve Speculum Vaginæ, stoutly plated . . . . . | £1 14 0 |
| Dr. Cusco's Speculum, improved, electro-plated . . . . .               | 1 7 6   |

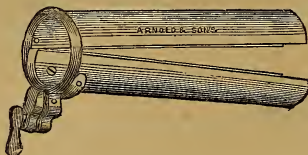


FIG. 578.

|                                                         |       |
|---------------------------------------------------------|-------|
| Screw-lever Speculum, German Silver, Fig. 578 . . . . . | 1 2 6 |
| Ditto stoutly plated . . . . .                          | 1 9 6 |



FIG. 579.

|                                             |        |
|---------------------------------------------|--------|
| Speculum, German Silver, Fig. 579 . . . . . | 1 2 6  |
| Ditto stoutly plated . . . . .              | 1 10 0 |

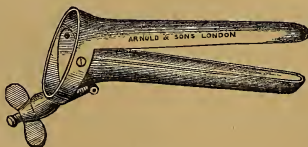


FIG. 580.

|                                                                                     |        |
|-------------------------------------------------------------------------------------|--------|
| Arnold and Sons' Improved Bivalve-lever Speculum, German silver, Fig. 580 . . . . . | 1 1 0  |
| Ditto ditto stoutly plated . . . . .                                                | 1 10 0 |



FIG. 581.

Arnold and Sons' modification of Marion Sims' Speculum, with metal wire lever frame, Fig. 581 . . . . . £1 1 0  
 Sims' Duck-bill Speculum, the set of three fitting one screw socket handle in morocco case . . . . . 2 2 0

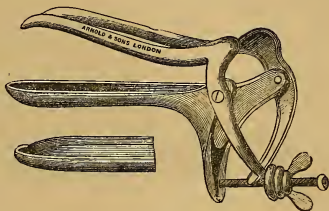


FIG. 582.

American Speculum, German silver, Fig. 582 . . . . . 1 1 0

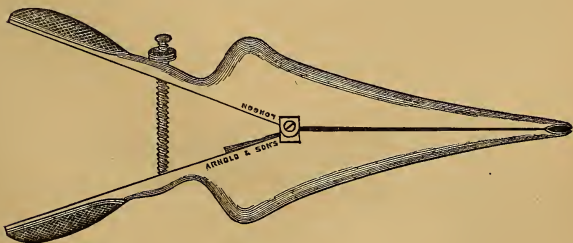


FIG. 583.

Dr. H. Bennett's Bivalve Speculum, German Silver, Fig. 583 . . . . . 1 2 6  
 Ditto . . . ditto . . . stoutly plated . . . . . 1 9 6

|                                                  |    |    |   |
|--------------------------------------------------|----|----|---|
| Scanzoni's four-bladed Speculum . . . . .        | £2 | 0  | 0 |
| Hilliard's ditto . . . . .                       | 2  | 0  | 0 |
| Ricord's Speculum . . . . .                      | 0  | 15 | 0 |
| Bozman's Duck-bill Speculum . . . . .            | 1  | 2  | 6 |
| Dr. Hewitt's Speculum, stoutly plated . . . . .  | 1  | 5  | 0 |
| Duck-bill Speculum with improved clamp . . . . . | 2  | 5  | 0 |




FIG. 584.

Sims' Duck-bill Speculum, stoutly plated, Fig. 584 . . . . . 0 16 0



FIG. 585.

|                                                                                                        |      |   |    |   |
|--------------------------------------------------------------------------------------------------------|------|---|----|---|
| Sir Wm. Fergusson's Plated Speculum, Fig. 585 . . . . .                                                | each | 0 | 9  | 6 |
| Ditto ditto the set of three . . . . .                                                                 |      | 1 | 7  | 6 |
| Sir Wm. Fergusson's Speculums (three sizes), glass,<br>silvered, and coated with elastic gum . . . . . | each | 0 | 4  | 6 |
| Dr. Routh's Speculum Holder . . . . .                                                                  |      | 2 | 18 | 0 |

To this Instrument a plate is attached, which passes under the sacrum, and by means of joints and screws the Speculum is held in any required position.

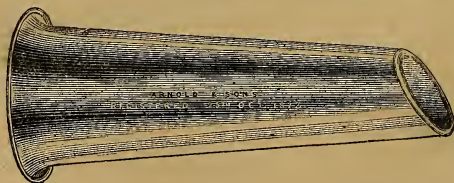


FIG. 586.

|                                                                      |      |   |    |   |
|----------------------------------------------------------------------|------|---|----|---|
| Dr. Hall Davis's Tapering Speculum, silver plated . . . . .          | each | 0 | 10 | 6 |
| Ditto ditto per set of three, in<br>leather case, complete . . . . . |      | 1 | 10 | 0 |

|                                                                                     |    |    |      |
|-------------------------------------------------------------------------------------|----|----|------|
| Dr. Hall Davis's Tapering Speculum, nickel plated . each                            | £0 | 7  | 6    |
| Ditto ditto per set of three, in leather case, complete . . . . .                   |    | 1  | 2 6  |
| Ditto ditto of solid metal, with-out rim at uterine extremity, silver plated . each | 0  | 12 | 6    |
| Ditto ditto per set of three, in leather case, complete . . . . .                   |    | 1  | 17 6 |
| Ditto ditto nickel plated . each                                                    | 0  | 10 | 6    |
| Ditto ditto per set of three, in leather case . . . . .                             |    | 1  | 10 0 |
| Ditto ditto elastic gum each                                                        | 0  | 6  | 0    |
| Ditto ditto per set of three, in leather case . . . . .                             |    | 1  | 0 0  |

Extract from the 'Lancet,' June 13th, 1874:—"The advantages this Speculum presents over Fergusson's Glass Silvered Speculum are its non-fragility and its tapering form. It is easier of introduction. Moreover, the reflective and illuminating power is greatly increased."

Extract from the 'British Medical Journal,' July 18th, 1874:—"It is made in the most useful sizes, and produced in two combinations of metals, one electro-silver plate, and the other nickel-silver plated, which resists the action of acid and will not tarnish."

Extract from the 'Medical Times and Gazette,' July 4th, 1874:—"This Speculum has a trumpet-shaped external opening, the width of the instrument gradually diminished from this to its smaller extreme aperture."

Extract from the 'Medical Press and Circular,' June 24th, 1874:—"They are considerably lighter than any other Speculum hitherto introduced, and much cheaper. We have examined the Speculum and can recommend it."

Extract from 'Obstetrical Journal,' June 1874:—"Dr. J. Hall Davis exhibited a Speculum manufactured by Arnold after Dr. Davis's design. The tube is suitably bevelled off at its uterine end, and the edges carefully rounded."

Extract from 'Obstetrical Transactions,' vol. xvi:—"We have all of us experienced the inconvenience attendant upon the employment of Fergusson's Vaginal Speculum, this arising from its ready liability to fracture under sudden changes of temperature and by collision. I had already on two occasions ordered a tapering metallic Speculum, but the makers did not carry out the order satisfactorily. I mentioned my requirement to Messrs. Arnold and Sons, Surgical Instrument Makers, and they at once undertook, and have since executed, the commission in accordance with my instructions."

'Braithwaite's Retrospect of Medicine,' vol. lxx:—"This Speculum has been manufactured by Messrs. Arnold and Sons, 35 and 36, West Smithfield, in accordance with suggestions made by Dr. J. Hall Davis."

Dr. Atthill's Intra-uterine Speculum, Vulcanite . . . . . 1 1 0

For the application of nitric acid, and to protect the cervical canal from the action of the acid, and the ensuring thorough cauterisation of the cavity of the uterus.

Extract from 'Dublin Journal of Medical Science,' January, 1873.—"I have tried it, and it answers the purpose in view very well; it is intended to be used only after the cervix has been dilated and not as a dilating agent. The instrument is made of vulcanite, and is manufactured by Messrs. Arnold and Sons, of West Smithfield, London. I believe this instrument will prove of value in facilitating the treatment of intra-uterine disease."

Curling's Speculum Ani . . . . . 0 15 0



FIG. 587.



FIG. 588.

|                                                       |    |    |   |
|-------------------------------------------------------|----|----|---|
| Sir Wm. Fergusson's Speculum Ani, Figs. 587 and 588 . | £0 | 4  | 6 |
| Hilton's ditto, electro-plated . . . . .              | 0  | 15 | 0 |

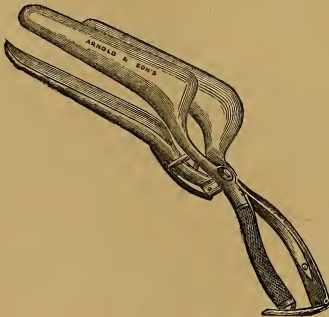


FIG. 589.

|                                                      |          |    |    |   |
|------------------------------------------------------|----------|----|----|---|
| Lane's three-bladed Speculum Ani, Fig. 589 . . . . . | 2        | 15 | 0  |   |
| Weiss's ditto . . . . .                              | 2        | 10 | 0  |   |
| Bivalve ditto . . . . .                              | 15s. and | 1  | 10 | 0 |



FIG. 590.

|                                                            |   |    |   |
|------------------------------------------------------------|---|----|---|
| Toynbee's Ear Speculum, the set of three, plated, Fig. 590 | 0 | 10 | 6 |
| Ditto stout silver ditto . . . . .                         | 0 | 19 | 6 |



FIG. 591.

Yearsley's Ear Speculum, the set of three, electro-plated,

|          |                        |         |
|----------|------------------------|---------|
| Fig. 591 | . . . . .              | £0 10 6 |
| Ditto    | stout silver . . . . . | 0 19 6  |

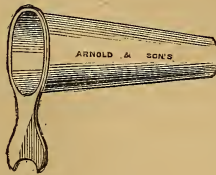


FIG. 592.

Wilde's Ear Speculum, electro-plated, Fig. 592

|       |                        |        |
|-------|------------------------|--------|
| Ditto | stout silver . . . . . | 0 8 6  |
|       |                        | 0 16 0 |

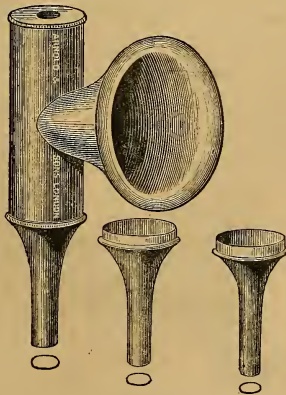


FIG. 593.

Brunton's Auriscope, with three Speculums, complete in leather case, Fig 593

|           |       |
|-----------|-------|
| . . . . . | 1 7 6 |
|           | 14    |

|                                                                                                                 |    |    |   |
|-----------------------------------------------------------------------------------------------------------------|----|----|---|
| Hinton's Compound Auriscope, with lamp complete, for<br>examining the ear, urethra, rectum, &c. . . . .         | £3 | 5  | 0 |
| Weber's Auriscope, with reflecting mirror, biconvex lens,<br>and three ear speculums, in leather case . . . . . | 1  | 10 | 6 |
| Dr. Morison's Improved Auriscope . . . . .                                                                      |    |    |   |
| Screw lever Ear Speculum . . . . .                                                                              | 0  | 9  | 0 |
| Arnold and Sons' Spring Ear Speculum . . . . .                                                                  | 0  | 10 | 6 |
| Pilcher's ditto . . . . .                                                                                       | 0  | 10 | 6 |

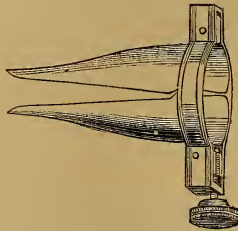


FIG. 594.

|                                                                           |   |    |   |
|---------------------------------------------------------------------------|---|----|---|
| Arnold and Sons' Improved Screw-lever Ear Speculum,<br>Fig. 594 . . . . . | 0 | 9  | 0 |
| Turner's Ear Speculum, the set of three, plated . . . . .                 | 0 | 10 | 6 |
| Ditto                      silver . . . . .                               | 0 | 19 | 6 |
| Ivory Ear Speculum, three sizes, in case . . . . .                        | 0 | 10 | 6 |
| Nasal Speculum . . . . .                                                  | 0 | 7  | 6 |




FIG. 595.

|                                          |   |    |   |
|------------------------------------------|---|----|---|
| Avery's Ear Speculum, Fig. 595 . . . . . | 0 | 10 | 6 |
|------------------------------------------|---|----|---|

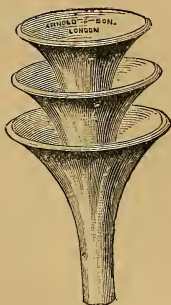


FIG. 596.

Arnold and Sons' Improved Ear Speculum, electro-plated,  
 Fig. 596 . . . . . per set of three £0 15 0

They are made with trumpet-shaped external opening, thereby facilitating the introduction of light and greatly increasing the illuminating and reflective power.



FIG. 597.

Kramer's Ear Speculum, Fig. 597 . . . . . 0 10 6  
 Naugenbaur's Speculum . . . . . 1 1 0



## HOT AIR, MERCURIAL AND VAPOUR BATHS.

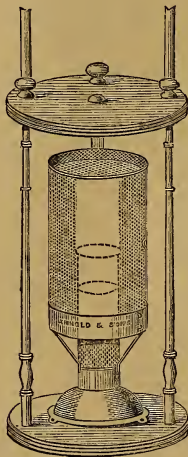


FIG. 598.

Hot Air Bath, improved, Fig. 598 . . . . . £0 16 0

This is a very simple and effective apparatus, consisting of a double wire gauze cylinder in a wooden frame; the inner cylinder protects the flame, the outer is made with a concave top for camphor or any medicament that may be required; it is heated by means of a spirit lamp underneath.

|                                                         |        |
|---------------------------------------------------------|--------|
| Hot Air Bath, tin body, and copper wire gauze . . . . . | 0 18 6 |
| Ditto, copper body, electro-plated wire gauze . . . . . | 1 3 6  |
| Oriental Vapour Bath . . . . .                          | 1 10 0 |
| Faulding's ditto registered . . . . .                   | 1 8 0  |




FIG. 599.

Lee's Mercurial Vapour Bath, Fig. 599 . . . . . £0 10 0

Extract from 'Lancet,' August 21st, 1875.—“The plan which I have usually adopted them is as follows:—A lamp in which the methylated spirits of wine is burned is put into a case made principally of wire gauze on the principle of the Davy safety-lamp. The top of the case is fitted with a central movable, small, circular plate, surrounded by a trough, which should contain one ounce of water only. The water should be boiling when first put in. Thirty grains of resublimed calomel are then spread out on the small central circular plate. This should be quite dry. The patient then sits, without his clothes, on a small stool or chair, and the lamp placed between his legs. A cloak made of moleskin or some thick material is then made to cover the whole apparatus, and is tied round the patient's neck.”

|                                                            |   |    |   |
|------------------------------------------------------------|---|----|---|
| Cloak and Collar for Vapour Bath . . . . .                 | 1 | 1  | 0 |
| Cloak ditto . . . . .                                      | 0 | 16 | 0 |
| Collar ditto . . . . .                                     | 0 | 5  | 0 |
| Waterproof Cloak ditto . . . . .                           | 1 | 10 | 0 |
| Brodie's Copper Apparatus for Fumigating Powders . . . . . | 2 | 4  | 0 |
| Arnold and Sons' Improved Hot Air Bath . . . . .           | 2 | 2  | 0 |

## INHALERS.

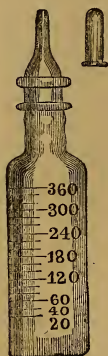


FIG. 600.

|                                                                                                                                       |    |   |   |
|---------------------------------------------------------------------------------------------------------------------------------------|----|---|---|
| Ammonia Inhaler for inhaling vapour of chloride of ammonia in its nascent state . . . . .                                             | £1 | 1 | 0 |
| Barth's Improved Ether Inhaler, complete . . . . .                                                                                    | 3  | 3 | 0 |
| Biegel's Screen and Brass Stand for Inhaler . . . . .                                                                                 | 1  | 0 | 0 |
| Bird's Inhaling Tube . . . . .                                                                                                        | 0  | 3 | 0 |
| Ditto           in case . . . . .                                                                                                     | 0  | 4 | 6 |
| Bloxam's Improved Graduated Chloroform Drop Bottle, in leather case, size $4\frac{3}{4}$ in. + $1\frac{1}{4}$ in., Fig. 600 . . . . . | 0  | 3 | 6 |
| Ditto, in boxwood case . . . . .                                                                                                      | 0  | 4 | 6 |

Vide *British Medical Journal*, March 11th, 1871; the *Lancet*, March 18th, 1871; *Medical Times and Gazette*, February 4th and 25th, 1871; *Medical Press and Circular*, March 22nd, 1871.

The Graduated Chloroform Bottle is exceedingly portable and simple. No assistant is required in the administration. The chloroform being spread over a large surface of lint, the amount of atmospheric air is very great. It is much safer, as you do not rely upon complicated valves. The amount of chloroform administered can at once be ascertained by the graduated scale.

|                                                                    |   |    |   |
|--------------------------------------------------------------------|---|----|---|
| Bronchitis Kettle, Allen's . . . . .                               | 0 | 8  | 0 |
| Ditto           with stand and lamp . . . . .                      | 0 | 13 | 6 |
| Ditto           Owen Nash's, registered . . . . .                  | 0 | 10 | 6 |
| Bullock and Reynolds' Electric Inhaler, with thermometer . . . . . | 0 | 11 | 6 |
| Ditto, with stand and spirit lamp, complete . . . . .              | 0 | 12 | 6 |

|                                                            |        |
|------------------------------------------------------------|--------|
| Carrick's Patent Pneukoinon or Universal Inhaler, complete | £2 2 0 |
| Ditto Respirator, complete                                 | 1 5 0  |

The peculiarity of the Pneukoinon is, as its names implies, its universality for the purposes of inhalation. The highest temperature which it is thought desirable to employ in certain cases of inflammation of the throat or chest, can readily be obtained; whilst for cases of spitting of blood, where it is expedient to employ cold inhalation, the atmosphere can be reduced to freezing point in less than five minutes. It may, indeed, be said, without any exaggeration, that the warm, moist climate of Madeira, the pure, dry atmosphere of the Nile, or the frigid temperature of the Arctic regions, can each be produced in a few seconds. The other recommendations are: the facility with which it can be used, its portability, and its durability, which is insured by its being made of metal instead of earthenware, as is the case with most inhalers.

DEAR SIR,

I have watched your experiments in the construction of Inhalers during the last year with very great interest, and I think that your Pneukoinon or Universal Inhaler is the most perfect apparatus of the kind that I am acquainted with.

The facility with which vapour can be raised to any suitable temperature, on the one hand, and the readiness with which a cold atmosphere can be produced, on the other hand, constitute special features, which, as far as I am aware, are not possessed by any other Inhaler. As inhalations are often needed by persons of weak respiratory power, an Inhaler, such as yours, which requires no effort in inspiration, cannot fail to be of the greatest service. The Respirator is not only useful in impure conditions of the atmosphere, but it is likely to prove of great advantage as a medium of inhalation while travelling, as well as in cases where continuous inhalation is required. Under these circumstances I can cordially recommend these valuable inventions to the favorable notice of the profession.

Yours faithfully,

MORELL MACKENZIE, M.D. Lond.,  
Physician to the Hospital for Diseases of the Throat,  
and lately Physician to the London Hospital.

|                                                                                                                                                                                                                                  |         |
|----------------------------------------------------------------------------------------------------------------------------------------------------------------------------------------------------------------------------------|---------|
| Clark's Block Tin Inhaler, with large breathing tube, leather hand-piece, to enable the patient to hold the apparatus when filled                                                                                                | 0 10 6  |
| Clendon's Chloroform Inhaler                                                                                                                                                                                                     | 0 10 6  |
| Clover's Chloroform Apparatus, with all recent improvements, in mahogany case, consisting of bellows, plated evaporator, Indianette bag, tube, two-way stopcock, two face-pieces, large and small syringe, and chloroform bottle | 10 10 0 |
| Ditto, ditto, all the metal parts strongly gilt                                                                                                                                                                                  | 12 15 0 |
| Coleman's Chloroform Inhaler                                                                                                                                                                                                     | 4 4 0   |



FIG. 601.

Ellis's Patent Japanned Tin Inhaler, for diseases of the throat, lungs, &c., Fig. 601. . . . . £0 4 6

The above Inhaler is the simplest, cheapest, and most effectual instrument invented.

The great advantage over those in general use is that whatever medicament be used the patient inhales from the substance and not from the surface only. A small tube is passed to the bottom of the Inhaler, so that air must necessarily pass through the substance itself before inhalation.

*Arnold and Sons have purchased the exclusive patent right of the inventor to manufacture and sell the above inhalers.*

Junker's Inhaler for the administration of methylene  
 £2 2s to 4 4 0

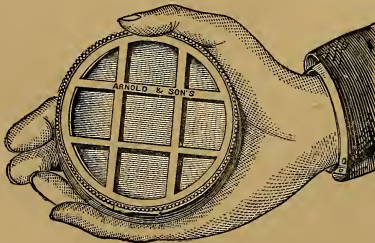


FIG. 602.

Mallam's Chloroform Inhaler, in silver, Fig. 602 . . . 3 3 0  
 Ditto . . . plated . . . 2 2 0

|                                 |        |
|---------------------------------|--------|
| Mudge's Metal Inhaler . . . . . | £0 9 6 |
| Ditto improved . . . . .        | 0 12 6 |




FIG. 603.

|                                                                                   |        |
|-----------------------------------------------------------------------------------|--------|
| Murphy's Chloroform Inhaler, with india-rubber valves, plated, Fig. 603 . . . . . | 0 12 6 |
| Ditto with metal valves, plated . . . . .                                         | 0 15 0 |
| Ditto with Sibson's face-piece . . . . .                                          | 0 18 0 |
| Murray's ditto . . . . .                                                          | 0 5 6  |
| Nelson's Earthenware Inhaler . . . . .                                            | 0 4 0  |
| Ramadge's Japanned Tin, with long elastic tube . . . . .                          | 0 15 0 |
| Ditto Inhaling Tube, ebony . . . . .                                              | 0 2 6  |
| Ditto ditto ivory . . . . .                                                       | 0 4 0  |
| Ditto, straight ditto . . . . .                                                   | 0 1 0  |
| Sansom's Chloroform Inhaler . . . . .                                             | 1 7 0  |

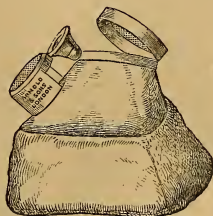


FIG. 604.

|                                                         |        |
|---------------------------------------------------------|--------|
| Sibson's Chloroform Inhaler, plated, Fig. 604 . . . . . | 0 12 6 |
|---------------------------------------------------------|--------|



FIG. 605.

|                                                                        |    |    |   |
|------------------------------------------------------------------------|----|----|---|
| Siegel's Patent Tin Steam Spray Inhaler, Fig. 605 . . .                | £0 | 7  | 6 |
| Ditto Brass ditto . . . . .                                            | 0  | 12 | 6 |
| Ditto ditto, with safety valve, water gauge and<br>barometer . . . . . | 2  | 7  | 6 |

Dr. Siegel's Apparatus is applicable for producing finely medicated spray for inhalation, or hot or cold eye douches, and for Condy's or other disinfecting fluids.

|                                                                                 |   |    |   |
|---------------------------------------------------------------------------------|---|----|---|
| Skinner's Chloroform Inhaler . . . . .                                          | 0 | 5  | 6 |
| Ditto ditto with drop bottle and two<br>covers, in silk bag, complete . . . . . | 0 | 12 | 6 |

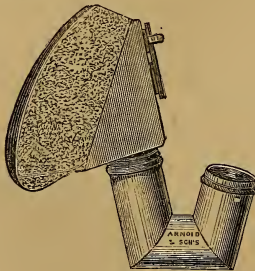


FIG. 606.

|                                                               |   |    |   |
|---------------------------------------------------------------|---|----|---|
| Snow's Chloroform Inhaler, electro-plated, Fig. 606 . . . . . | 0 | 12 | 6 |
|---------------------------------------------------------------|---|----|---|

|                                                                                                 |        |
|-------------------------------------------------------------------------------------------------|--------|
| Snow's Chloroform Inhaler, electro plated, with three<br>face-pieces, in morocco case . . . . . | £2 2 0 |
| Swan's Earthenware Inhaler . . . . .                                                            | 0 3 0  |

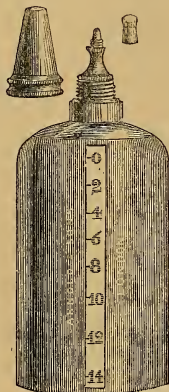


FIG. 607.

|                                                                                                                                       |       |
|---------------------------------------------------------------------------------------------------------------------------------------|-------|
| Symons' Chloroform Drop Bottle, graduated with gilt<br>double cap to prevent evaporation, covered with leather,<br>Fig. 607 . . . . . | 0 7 6 |
| Townley's Chloroform Inhaler . . . . .                                                                                                | 1 5 6 |
| Watson's Japanned Tin Inhaler . . . . .                                                                                               | 0 7 6 |

## SPRAY PRODUCERS.

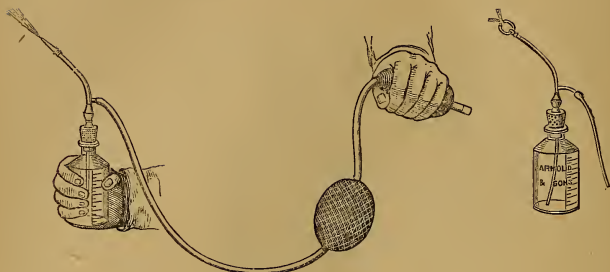


FIG. 608.

Arnold and Sons' Improved Ether Spray Apparatus,  
with hand ball, stoppered bottle, &c., in leather case . £1 1 0

This instrument is so constructed that the spray can be regulated at pleasure.

Arnold and Sons' Improved Spray Producer, with regu-  
lating tap, in case, complete . . . . . 1 5 0

Clark's Spray Producer, with glass mount, in box . . . . . 0 6 6

Ditto with silver mount . . . . . 0 10 6

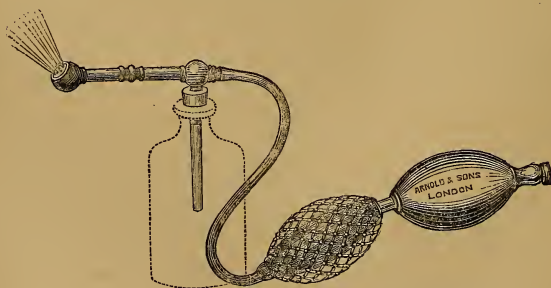


FIG. 609.

Ebonite Spray Producer, with covered end, in case, Fig. 609 1 0 0

Ditto ditto with tongue depressor combined 1 1 0

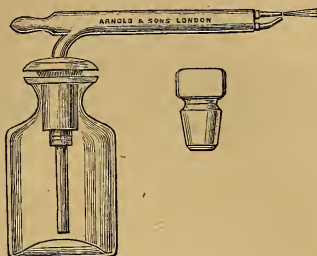


Fig. 610.

|                                                                                                                                                  |         |
|--------------------------------------------------------------------------------------------------------------------------------------------------|---------|
| Ebonite Spray Producer, for applying spray to the throat,<br>in box, complete, Fig. 610 . . . . .                                                | £0 17 6 |
| Ebonite Tube only . . . . .                                                                                                                      | 0 6 0   |
| Ditto with gold ends . . . . .                                                                                                                   | 0 10 6  |
| Glass tube only for Clark's apparatus . . . . .                                                                                                  | 0 1 0   |
| Ditto for Maunder's apparatus . . . . .                                                                                                          | 0 1 6   |
| Lister's Carbolic Acid Spray Apparatus, complete . . . . .                                                                                       | 1 5 0   |
| Maunder's Spray Producer, with glass mounts . . . . .                                                                                            | 0 7 6   |
| Plated Tube only . . . . .                                                                                                                       | 0 4 0   |
| Richardson's Ether Spray Apparatus, with hand ball,<br>graduated stoppered bottle, complete, in mahogany<br>case, single jet, Fig. 608 . . . . . | 0 15 6  |
| Ditto ditto with double jet<br>(for the teeth) . . . . .                                                                                         | 0 17 6  |
| Ditto ditto with three jets,<br>straight, curved, and double . . . . .                                                                           | 0 19 6  |
| Ditto ditto with large fish-<br>tail jet . . . . .                                                                                               | 0 17 6  |
| Robbins and Co.'s Anæsthetic Ether, in stoppered bot-<br>tles, per pint . . . . .                                                                | 0 7 0   |
| Siegel's Spray Producer . . . . . 7s. 6d. and                                                                                                    | 0 12 6  |
| Silver Tube only . . . . .                                                                                                                       | 0 18 0  |
| Ditto for Clark's Apparatus . . . . .                                                                                                            | 0 5 0   |

## NITROUS OXIDE GAS APPARATUS.



FIG. 611.

Nitrous Oxide Gas is strongly recommended for its safety, rapidity of action, and the absence of any disagreeable after effects, in which respect no other anæsthetic can bear the least comparison with it. For operations which can be performed in two or three minutes its success is complete; when more time is required it is usual to administer more gas before the patient recovers from the first inhalation. By pursuing this method capital operations which may occupy twenty minutes or more have been performed without pain.

|                                                                                    |    |    |        |
|------------------------------------------------------------------------------------|----|----|--------|
| 50-gallon Bottle Liquid Gas . . . . .                                              | £2 | 5  | 0      |
| Large-sized Cattlin's Bag and Union . . . . .                                      | 0  | 18 | 6      |
| Clover's double-valved face-piece and two-way<br>stopcock (3 sizes kept) . . . . . | 1  | 11 | 6      |
| Leather covered, or mahogany case, Fig. 611 . . . . .                              | 0  | 18 | 6      |
|                                                                                    |    |    | 5 13 6 |

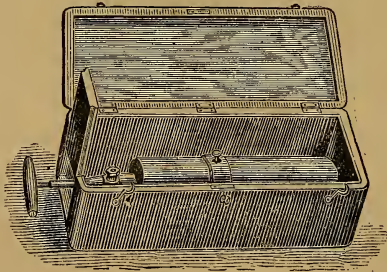


FIG. 612.

|                                                                                    |   |    |        |
|------------------------------------------------------------------------------------|---|----|--------|
| 100-gallon Bottle Liquid Gas . . . . .                                             | 3 | 10 | 0      |
| Large-sized Cattlin's Bag and Union . . . . .                                      | 0 | 18 | 6      |
| Clover's double-valved face-piece and two-way<br>stopcock (3 sizes kept) . . . . . | 1 | 11 | 6      |
| Leather covered, or mahogany case, Fig. 612 . . . . .                              | 0 | 18 | 6      |
|                                                                                    |   |    | 6 18 6 |

This form of apparatus is complete in itself, and contains everything necessary for the proper administration of the gas.




FIG. 613.

|                                                               |    |    |   |
|---------------------------------------------------------------|----|----|---|
| Barth's Gasometer for Liquid Gas, Fig. 613                    | £5 | 5  | 0 |
| 100-gallon Bottle Liquid Gas                                  | 3  | 10 | 0 |
| Economizing face-piece and two-way stopcock<br>(3 sizes kept) | 1  | 11 | 6 |
|                                                               |    | 10 | 6 |

This Gasometer is fitted for liquid gas, is fitted with a scale rod to measure the quantity of gas used, and it may be used either with or without the economizing process. To those operators who prefer to use a gasometer this is the most elegant in appearance as well as the most useful that has been devised.

|                                                                              |      |    |   |
|------------------------------------------------------------------------------|------|----|---|
| 50-gallon Bottle Liquid Gas                                                  | 2    | 5  | 0 |
| 100 ditto ditto                                                              | 3    | 10 | 0 |
| 200 ditto ditto                                                              | 5    | 5  | 0 |
| 500 ditto ditto                                                              | 10   | 0  | 0 |
| Clover's Face-piece, in 3 sizes, without attachment for<br>supplementary Bag | each | 1  | 4 |
| Ditto without attachment                                                     | "    | 1  | 1 |
| Refilling Bottles with Oxygen Gas, per gallon                                | "    | 0  | 0 |



FIG. 614.

|                                               |   |    |   |
|-----------------------------------------------|---|----|---|
| Coleman's new Gas and Ether Inhaler, Fig. 614 | 1 | 10 | 0 |
|-----------------------------------------------|---|----|---|

|                                                                                                                                                                                      |         |
|--------------------------------------------------------------------------------------------------------------------------------------------------------------------------------------|---------|
| Tripod Stands for 200 and 500-gallon Bottles . . . . .                                                                                                                               | £0 12 6 |
| Best Nitrate Ammonia . . . . . per lb.                                                                                                                                               | 0 1 4   |
| Clover's apparatus, consisting of one face-piece, supplemental bag, and stopcock, two-way stopcock, Catlin's bag and union, and 100-gallon vessel of gas, complete in case . . . . . | 7 0 0   |
| Ditto      ditto    with two face-pieces . . . . .                                                                                                                                   | 8 4 0   |
| Ditto      ditto      three ditto . . . . .                                                                                                                                          | 9 7 6   |
| Arnold and Sons' Portable Nitrous Oxide Bag, containing 50-gallon bottle liquid gas, Mr. Bloxam's bag and union, with two-way stopcock face-piece, &c., complete . . . . .           | 5 0 0   |




FIG. 615.

Arnold and Sons' Nitrous Oxide Bag, registered, containing 50-gallon bottle of liquid gas, with Mr. Coleman's Improved Economizer, Mr. Bloxam's bag and union, two-way stopcock, and Brain's face-piece, complete, Fig. 615 . . . . . 6 15 0

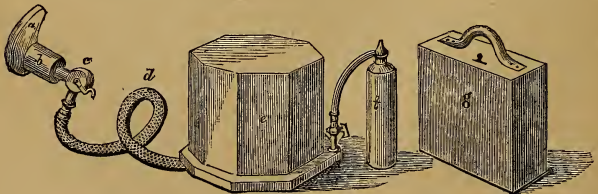


FIG. 616.

Edward's Patent Economizing Inhaler and Gasholder, complete, Fig. 616 . . . . . 3 5 0  
 Portable case for ditto . . . . . 0 5 0  
 The Economizing Inhaler is constructed so that the gas exhaled from the patient

is thoroughly filtered through lime; it then passes through the inhaling tube to the gas-holder, and back again at the next inspiration, thus being filtered a second time.

The gas is thus thoroughly purified from carbonic acid, and from all unhealthy emanations from the lungs, as soon as it passes from the patient, and before it reaches the inhaling tube. On this account, and for other reasons, it claims superiority over all other apparatus of the kind. At the same time its low price places it within the reach of every operating dentist, whilst more complicated apparatus not only involve a large outlay, but also special instruction in their use.

|                                                                                                          |                   |
|----------------------------------------------------------------------------------------------------------|-------------------|
| Coleman's Economising Apparatus . . . . .                                                                | £2 12 6           |
| Facepieces, three sizes, for ditto . . . . .                                                             | each 1 0 0        |
| Ditto ditto for Clover's apparatus . . . . .                                                             | " 1 3 6           |
| Supplemental Bag and stopcock for ditto . . . . .                                                        | 0 11 6            |
| Cattlin's bag and union for ditto . . . . .                                                              | 0 17 6            |
| Clover's two-way stopcock . . . . .                                                                      | 0 10 6            |
| Set of three facepieces and Clover's two-way stopcock,<br>strongly gilt, in case complete . . . . .      | 5 5 0             |
| Wash-leather covers for facepieces . . . . .                                                             | per doz. 0 3 0    |
| Bag (Indianette) with wood mounts, to hold 36 gallons .                                                  | 1 10 0            |
| Gasometer Tubing . . . . .                                                                               | per foot 0 2 0    |
| Gasometer with improved screw unions for liquid gas,<br>vessel and tubing complete (15 gallon) . . . . . | 5 0 0             |
| Refilling Bottles with Gas . . . . .                                                                     | per gallon. 0 0 3 |
| Gags . . . . .                                                                                           | from 0 1 0        |

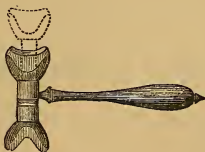


FIG. 617.

|                                                  |       |
|--------------------------------------------------|-------|
| McAdams' Improved Mouth Prop, Fig. 617 . . . . . | 0 6 0 |
| Clover's Graduated ditto . . . . .               | 0 4 0 |



FIG. 618.

|                                                                              |            |
|------------------------------------------------------------------------------|------------|
| Arnold and Sons' Improved Spring Mouth Prop (2 sizes),<br>Fig. 618 . . . . . | each 0 6 0 |
| Hutchinson's ditto (3 sizes) . . . . .                                       | " 0 7 6    |
| Barth's simple ditto (4 sizes) . . . . .                                     | " 0 2 0    |
| Brunton's new adjustable ditto (2 sizes) . . . . .                           | " 0 8 6    |

## BREAST PUMPS, &amp;c.



FIG. 619

|                                                                                   |         |
|-----------------------------------------------------------------------------------|---------|
| Arnold and Sons' improved Brass Breast Pump, in mahogany case, Fig. 619 . . . . . | £0 10 6 |
| Ditto ditto with bent glass . . . . .                                             | 0 12 6  |
| Breast Relievers, Thompson's . . . . .                                            | 0 2 6   |
| Breast Bottles, india-rubber . . . . .                                            | 0 2 6   |
| Ditto large . . . . .                                                             | 0 5 0   |
| Breast Glasses, with india-rubber tube, in box . . . . .                          | 0 1 0   |

## CHEST EXPANDERS.



FIG. 620.



FIG. 621.

|                                                                                                                                                                 |       |
|-----------------------------------------------------------------------------------------------------------------------------------------------------------------|-------|
| Arnold and Sons' Improved Chest Expanders, Ladies', for contracted chest, round shoulders, and to prevent stooping, with spiral wire spring, Fig. 620 . . . . . | 1 0 0 |
| Ditto ditto Gentlemen's, Fig. 621 . . . . .                                                                                                                     | 1 1 0 |

|                                                   |         |
|---------------------------------------------------|---------|
| Chest Expanders, plain . . . . .                  | £0 15 0 |
| Ditto Gentlemen's . . . . .                       | 0 16 0  |
| Ditto with india-rubber spring, Ladies' . . . . . | 0 12 6  |
| Ditto ditto Gentlemen's . . . . .                 | 0 13 6  |

These chest expanders are considered superior to dumb bells, promoting expansion of the chest without straining the muscular system, thereby rendering the calisthenic exercise both pleasant and easy.

Measurement required—circumference round chest, waist, and age of patient.

|                                                                               |          |        |
|-------------------------------------------------------------------------------|----------|--------|
| Chest Expanders of india-rubber . . . . .                                     | 2s. to   | 0 5 0  |
| Dumb Bells, covered with chamois leather, 6 lbs. and under . . . . .          | per pair | 0 4 0  |
| 8 lbs., 10 lbs., 14 lbs., 16 lbs., 18 lbs., 20 lbs., 22 lbs., 24 lbs. . . . . | per lb.  | 0 0 8  |
| Cambridge Gymnastic Belts . . . . .                                           |          | 0 10 0 |
| Ditto superior . . . . .                                                      |          | 0 12 6 |

~~~~~

LANCET CASES.

Stout Silver Lancet Cases, hall marked—

	To hold 2	3	4
Plain Silver	£0 15 0	1 0 0	1 0 0
Chased	1 2 0	1 6 0	1 6 0
Engine Turned	1 7 6	1 12 6	1 12 6
Engraved	1 0 0	1 3 0	1 3 0
Morocco Leather	0 0 6	0 0 9	0 1 0
Tortoiseshell	0 5 6	0 6 0	0 6 0
Ditto, with silver edge and name-plate	0 6 0	0 7 0	0 7 6
Ditto, with double silver edges and name-plate	0 11 0	0 14 0	0 14 0

~~~~~

### HERNIA INSTRUMENTS.

|                                                              |       |
|--------------------------------------------------------------|-------|
| Wutzer's Instrument for the radical cure of Hernia . . . . . | 4 4 0 |
| Davis's ditto ditto . . . . .                                | 2 0 0 |
| Fergusson's ditto ditto . . . . .                            | 4 4 0 |
| Rosmund's ditto ditto . . . . .                              | 4 4 0 |

|                                                 |    |    |   |
|-------------------------------------------------|----|----|---|
| Stanley's Silver Director . . . . .             | £0 | 8  | 6 |
| Brodie's ditto ditto . . . . .                  | 0  | 8  | 0 |
| Stanley's steel ditto . . . . .                 | 0  | 4  | 6 |
| Key's ditto ditto . . . . .                     | 0  | 4  | 6 |
| Hernia Bistoury, ivory handle . . . . .         | 0  | 3  | 6 |
| Ditto with concealed regulating blade . . . . . | 0  | 15 | 0 |
| Wood's Hernia Needle . . . . .                  | 0  | 6  | 0 |

### RECTUM INSTRUMENTS.



FIG. 622.

|                                                                                                                    |   |    |   |
|--------------------------------------------------------------------------------------------------------------------|---|----|---|
| Allingham's Ligature Instrument . . . . .                                                                          | 1 | 5  | 0 |
| Ditto Compressors . . . . . per doz.                                                                               | 0 | 3  | 0 |
| Ditto Forceps . . . . .                                                                                            | 0 | 8  | 6 |
| Cauterising Irons, Arnold and Sons' Improved, in case . . . . .                                                    | 0 | 15 | 0 |
| Cautery Iron, Gowland's, with screw socket handle . . . . .                                                        | 0 | 8  | 6 |
| Ditto ditto fitted with four cautery irons . . . . .                                                               | 0 | 14 | 0 |
| Ditto Smith's telescopic . . . . .                                                                                 | 0 | 7  | 6 |
| Clamp for Hæmorrhoids, Gowland's . . . . .                                                                         | 1 | 2  | 0 |
| Ditto ditto plated . . . . .                                                                                       | 1 | 5  | 0 |
| Ditto Lee's . . . . .                                                                                              | 1 | 5  | 0 |
| Ditto Quain's . . . . .                                                                                            | 0 | 18 | 6 |
| Ditto Smith's . . . . .                                                                                            | 0 | 15 | 0 |
| Ditto ditto Improved, with ivory plates, acting as non-conductors, whilst applying the cautery, Fig. 622 . . . . . | 1 | 1  | 0 |

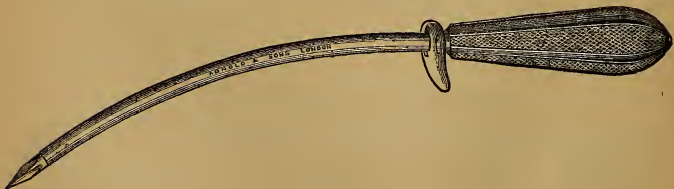


FIG. 623.

|                                                                                              |         |
|----------------------------------------------------------------------------------------------|---------|
| Curved Trocar, Ponteau's, for puncturing the bladder<br>per rectum, Fig. 623 . . . . .       | £0 13 6 |
| Ditto      Cock,s,      for ditto, with three silver<br>canulas, in case, complete . . . . . | 1 13 6  |
| Dilator, Ashton's Fluid, with syringe and two dilators . . . . .                             | 1 15 0  |
| Ditto Rectum, Nelaton's . . . . .                                                            | 3 0 0   |
| Ditto ditto Todd's . . . . .                                                                 | 2 0 0   |
| Fistula Director, Brodie's . . . . .                                                         | 0 6 6   |



FIG. 624.

|                                                 |       |
|-------------------------------------------------|-------|
| Fistula Director, Curling's, Fig. 624 . . . . . | 0 8 6 |
| Ditto Knife . . . . .                           | 0 4 6 |
| Ditto Probe . . . . .                           | 0 2 0 |



FIG. 625.

|                                                         |        |
|---------------------------------------------------------|--------|
| Fistula Scissors, Salmon's Improved, Fig. 625 . . . . . | 0 15 0 |
|---------------------------------------------------------|--------|

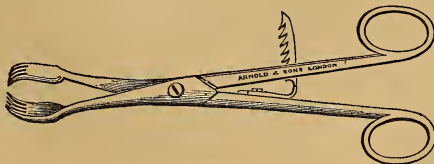


FIG. 626.

|                                                                               |        |
|-------------------------------------------------------------------------------|--------|
| Hæmorrhoidal Forceps, Curling's, with vulsellum points,<br>Fig. 626 . . . . . | 0 15 0 |
| Ditto      ditto      plain . . . . .                                         | 0 9 0  |
| Ditto      ditto      with cross action . . . . .                             | 0 12 0 |
| Ditto      Marshall's fenestrated . . . . .                                   | 0 10 6 |
| Ditto      ditto      small . . . . .                                         | 0 7 6  |



FIG. 627.

|                                                                      |                |
|----------------------------------------------------------------------|----------------|
| Hæmorrhoidal Forceps, Wilcox's, with slide catch, Fig. 627 . . . . . | £0 12 6        |
| Hæmorrhoidal Hook, . . . . .                                         | 6s. 6d., 0 7 6 |
| Hæmorrhoidal Needle, Bushe's . . . . .                               | 0 16 0         |
| Ditto plain . . . . .                                                | 0 3 6          |
| Knife for Fissure of the Anus . . . . .                              | 0 4 6          |
| Medicated Suppositories . . . . .                                    | per doz. 0 2 0 |
| O'Beirne's Tubes, 6 in. to 24 in. in length . . . . .                | 6d. to 0 3 0   |

The above can be fitted to Arnold and Sons' improved Enemas.

|                                                             |        |
|-------------------------------------------------------------|--------|
| Prolapsus Ani Bandage, with india-rubber anal pad . . . . . | 0 10 0 |
|-------------------------------------------------------------|--------|




FIG. 628.

|                                                                                           |        |
|-------------------------------------------------------------------------------------------|--------|
| Prolapsus Ani Truss, with boxwood pad . . . . .                                           | 1 1 0  |
| Ditto Arnold and Sons' Improved, with ivory pad and supporting spring, Fig. 628 . . . . . | 1 10 0 |
| Ditto ditto extra superior . . . . .                                                      | 2 0 0  |
| Rectum Bougie, elastic gum, super quality . . . . .                                       | 0 3 6  |
| Ditto ditto second quality . . . . .                                                      | 0 2 6  |
| Ditto ditto common . . . . .                                                              | 0 1 6  |
| Ditto Wax, short . . . . .                                                                | 0 1 6  |
| Ditto ditto long . . . . .                                                                | 0 2 0  |
| Ditto Vulcanite, the set of six nested . . . . .                                          | 0 13 6 |
| Ditto Quain's . . . . .                                                                   | 0 5 0  |
| Rectum Plug, elastic gum . . . . .                                                        | 0 2 6  |
| Ditto Metallic . . . . .                                                                  | 0 2 6  |
| Ditto Ivory . . . . .                                                                     | 0 4 0  |
| Ditto Vulcanite . . . . .                                                                 | 0 2 6  |

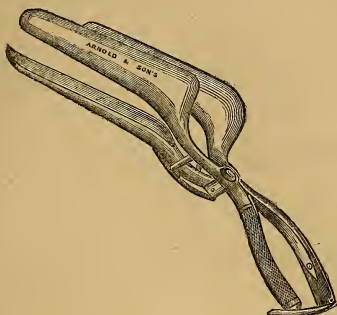


FIG. 629.

|                                                         |          |       |   |   |   |   |   |   |         |
|---------------------------------------------------------|----------|-------|---|---|---|---|---|---|---------|
| Speculum] Ani, Lane's three-bladed electro-plated, Fig. |          |       |   |   |   |   |   |   |         |
| 629 . . . . .                                           |          |       |   |   |   |   |   |   | £2 15 0 |
| Ditto                                                   | Hilton's | ditto | . | . | . | . | . | . | 0 15 0  |



FIG. 630.




FIG. 631.

|                                              |                      |   |   |   |   |   |          |   |        |
|----------------------------------------------|----------------------|---|---|---|---|---|----------|---|--------|
| Speculum Ani, Fergusson's, Figs. 630 and 631 | .                    | . | . | . | . | . | .        | . | 0 4 6  |
| Ditto                                        | Weiss's three-bladed | . | . | . | . | . | .        | . | 2 10 0 |
| Suppository Tube, ivory                      | .                    | . | . | . | . | . | .        | . | 0 2 6  |
| Ditto                                        | vulcanite            | . | . | . | . | . | 1s. 6d., | . | 0 2 0  |
| Ditto                                        | bone                 | . | . | . | . | . | .        | . | 0 1 0  |



## STRICTURE INSTRUMENTS.



FIG. 632.



FIG. 633.



FIG. 634.

Stricture Dilator, Davy's, with sliding metal bolt or dilator, Figs. 632, 633, and 634 . . . . . £2 10 0

No. 1. Set of Wakley's Stricture Instruments, in morocco leather case, containing four Silver Canulas, Nos. 3, 5, 7, and 9; one long Silver Catheter, with conducting rods; two elastic gum Canulas, with Silver ends, Nos. 6 and 8 . . . . . 2 17 6

No. 2. Set of Wakley's Stricture Instruments, in morocco leather case, containing eight Silver Canulas, Nos. 3, 4, 5, 6, 7, 9, and 10; one long Silver Catheter and conducting rod; three elastic gum Canulas, with Silver ends . . . . . 3 15 0

No. 3. Set of Wakley's Stricture Instruments, in superior morocco leather case, containing eight Silver Canulas, Nos. 3, 4, 5, 6, 7, 8, 9, and 10; two long Silver Catheters, with stillettes and conducting rods; three elastic gum Canulas, with Silver ends, Nos. 6, 8, and 10 . . . . . 4 10 0

No. 4. Complete set of Wakley's Stricture Instruments, in superior morocco case, lined silk velvet, containing eleven Silver Canulas, extra stout, Hall marked, Nos. 3, 4, 5, 6, 7, 8, 9, 10, 11, 12, and 13; three long Silver Catheters, with stillettes, conducting rods, and eleven elastic gum Canulas, with Silver ends . . . . . 8 10 0



FIG. 635.

|                                                                                                |         |
|------------------------------------------------------------------------------------------------|---------|
| Stricture Dilator, Sir H. Thompson's . . . . .                                                 | £1 15 0 |
| Ditto ditto plated . . . . .                                                                   | 2 0 0   |
| Ditto ditto improved, with two<br>levers between the blades, in morocco leather case . . . . . | 2 7 6   |
| Catheters, see pages 101 to 107.                                                               |         |
| Stricture Dilators, Richardson's, complete, in morocco<br>case . . . . .                       | 4 4 0   |
| Ditto ditto with knife, &c., the<br>complete set . . . . .                                     | 5 0 0   |
| Ditto Lyons' . . . . .                                                                         | 2 0 0   |



FIG. 636.

|                                                                                                                                                                                                                                                                                                                                                                                                                                                                                                                                                                          |         |
|--------------------------------------------------------------------------------------------------------------------------------------------------------------------------------------------------------------------------------------------------------------------------------------------------------------------------------------------------------------------------------------------------------------------------------------------------------------------------------------------------------------------------------------------------------------------------|---------|
| Stricture Dilators, Barnard Holt's set of, in morocco<br>leather case, containing three plated Canulas, steel<br>Dilator, with guiding rod, and ivory handle, Fig. 636 . . . . .                                                                                                                                                                                                                                                                                                                                                                                         | 2 5 0   |
| Stricture Dilators, Barnard Holt's complete set of, in<br>superior morocco case, lined silk velvet, containing four<br>plated canulas, ivory handles; plated Dilator, with<br>guiding rod, in chequered ivory handles . . . . .                                                                                                                                                                                                                                                                                                                                          | 2 15 0  |
| Bougies, see pages 107 and 108.                                                                                                                                                                                                                                                                                                                                                                                                                                                                                                                                          |         |
| Jugum penis . . . . .                                                                                                                                                                                                                                                                                                                                                                                                                                                                                                                                                    | 0 4 0   |
| Prostate Catheters, see pages 101 to 107.                                                                                                                                                                                                                                                                                                                                                                                                                                                                                                                                |         |
| Arnold and Sons' complete set of Stricture Instruments,<br>in superior morocco leather case, lined silk velvet,<br>containing Sir Henry Thompson's Dilator, set of<br>Barnard Holt's Canulas and Dilators, six Brodie's<br>Catheters, two Prostate, six Sounds, one Blood Catheter,<br>Lallemand's Caustic Catheter, Erichsen's Catheter,<br>twelve elastic gum Catheters, Double-channel Catheter,<br>Syringe for washing out the bladder, Ponteau's curved<br>Trocar for puncturing the bladder per rectum, Trocar<br>for puncturing bladder above the pubis . . . . . | 14 14 0 |



FIG. 637.

|                                      |           |    |    |   |
|--------------------------------------|-----------|----|----|---|
| Phymosis Forceps, Ricord's, Fig. 637 | . . . . . | £0 | 6  | 6 |
| Syme's Stricture Staff               | . . . . . | 0  | 6  | 0 |
| Urethrotome, Berkeley Hill's         | . . . . . | 2  | 10 | 0 |
| Ditto    Civiale's                   | . . . . . | 2  | 5  | 0 |
| Ditto    Maisonneuve's               | . . . . . | 2  | 10 | 0 |
| Ditto    Stafford's, curved          | . . . . . | 1  | 15 | 0 |
| Ditto    ditto straight              | . . . . . | 1  | 7  | 6 |
| Ditto    Thompson's                  | . . . . . | 1  | 5  | 0 |

### ENEMAS, STOMACH PUMPS, &c.



FIG. 638.

|                                                                                                          |           |   |    |   |
|----------------------------------------------------------------------------------------------------------|-----------|---|----|---|
| Arnold and Sons' Patent Simplex Enema, No. 1. very superior, in mahogany case, lined velvet, as Fig. 638 | . . . . . | 1 | 1  | 0 |
| Ditto    ditto    No. 2 in mahogany case                                                                 | . . . . . | 0 | 12 | 6 |
| Ditto    ditto    No. 3, in wood case                                                                    | . . . . . | 0 | 6  | 6 |
| Ditto    ditto    constant stream                                                                        | . . . . . | 1 | 5  | 0 |

*The great advantage of these Enemas over those in general use is their simplicity and durability, it being almost impossible for them to get-out of order. For India and the Colonies they are invaluable.*

Extract from *British Medical Journal*, June 22nd, 1872.—“They are very easy to use, needing only one hand to work them, and can be taken to pieces to clean and put together again in a few seconds.”

Extract from *Medical Times and Gazette*, June 22nd, 1872.—“There is no packing on the piston, and they are so simple in construction that it is next to impossible they should get out of order.”

Extract from *Lancet*, August 17th, 1872.—“Most of the Enema Apparatus hitherto invented present some disadvantages, which militate against their use—

fulness." All these *various* defects are remedied by the two new forms of apparatus made by Arnold and Sons.

Extract from *Medical Press and Circular*, June 26th, 1872.—“ They are made entirely of metal, and the springs are of plated steel, so are not likely to rust or become weakened.”

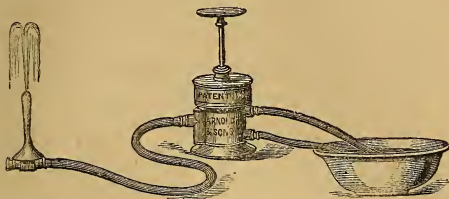


FIG. 639.

|                                                                                                                                                          |    |    |   |
|----------------------------------------------------------------------------------------------------------------------------------------------------------|----|----|---|
| Arnold and Sons' Patent Facilis Enema, in mahogany case, lined velvet, as Fig. 639 . . . . .                                                             | £1 | 5  | 0 |
| Brass Enema, with elastic tube and metal rectum pipe, in mahogany case . . . . .                                                                         | 0  | 7  | 6 |
| Ditto . . . . . ditto . . . . . tubing covered . . . . .                                                                                                 | 0  | 8  | 6 |
| Ditto with elastic tubing, metal rectum and elastic vaginal pipe, in mahogany case . . . . .                                                             | 0  | 15 | 0 |
| Ditto fitted with O'Beirn's elastic rectum Tube, in mahogany case . . . . .                                                                              | 0  | 12 | 6 |
| Ditto Bennet's, complete . . . . .                                                                                                                       | 1  | 1  | 0 |
| Ditto ditto smaller . . . . .                                                                                                                            | 0  | 17 | 0 |
| Ditto ditto in leather pouch . . . . .                                                                                                                   | 1  | 1  | 0 |
| Ditto Portable, with brass telescopic tube, in leather case, size 8 $\frac{3}{4}$ in. long' 2 $\frac{1}{2}$ in. wide, 1 $\frac{1}{2}$ in. deep . . . . . | 0  | 16 | 0 |

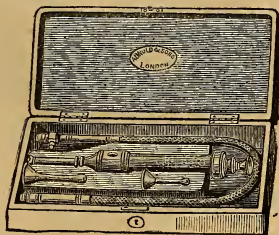


FIG. 640.

|                                                        |   |   |   |
|--------------------------------------------------------|---|---|---|
| Brass Enema, very superior, in mahogany case . . . . . | 1 | 1 | 0 |
| Ditto Arnold and Sons' Improved, Fig. 640 . . . . .    | 1 | 5 | 0 |



FIG. 641.

Double-action Enema, Arnold and Sons' Improved, with covered tubing and metal rectum pipe, in mahogany case, Fig. 641 . . . . . £1 5 0

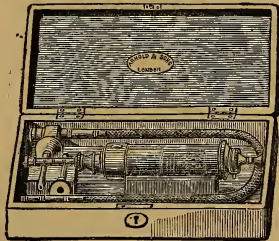


FIG. 642.

Double-action Enema, Arnold and Sons' Improved, with superior tubing, specially prepared to stand any climate, complete, in mahogany case, polished throughout, Fig. 642 . . . . . 1 10 0

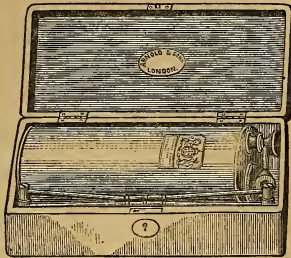


FIG. 643.

|                                                                                                                             |         |
|-----------------------------------------------------------------------------------------------------------------------------|---------|
| Fountain Reservoir Enema, japanned, in leather case                                                                         | £0 15 0 |
| Ditto                    continuous stream                                                                                  | 1 10 0  |
| Ditto                    Arnold and Sons' Improved,<br>with every improvement, in mahogany case, very superior,<br>Fig. 643 | 2 2 0   |

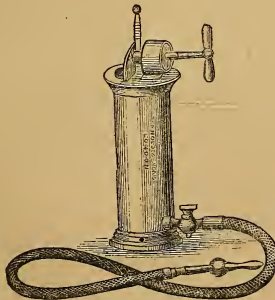


FIG. 644.

|                                                  |        |
|--------------------------------------------------|--------|
| Irrigateur, Dr. Eguisier's, metal, No. 1         | 0 17 6 |
| Ditto                    ditto No. 2             | 1 1 0  |
| Ditto                    ditto No. 3             | 1 4 0  |
| Ditto                    brass, No. 1            | 1 7 6  |
| Ditto                    ditto No. 2             | 1 10 0 |
| Ditto                    ditto No. 3             | 1 14 0 |
| Plain wood cases for above                       | 0 4 0  |
| Superior mahogany case, fitted with lock and key | 0 6 0  |

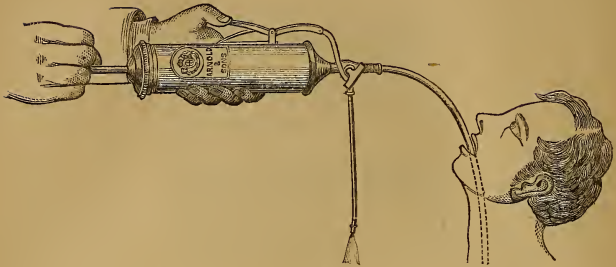


FIG. 645.

|                                                                                                                                |       |               |         |
|--------------------------------------------------------------------------------------------------------------------------------|-------|---------------|---------|
| Stomach Pump and Enema combined, the stomach pump adjusted with improved flute key lever, in mahogany case, Fig. 645 . . . . . |       |               | £1 17 6 |
| Ditto . . . . .                                                                                                                | ditto | very superior | 2 7 6   |
| Stomach Pump, Arnold and Sons' Improved, with bayonet joints, in mahogany case . . . . .                                       |       |               | 2 2 0   |
| Stomach Pump and Enema combined, in mahogany case                                                                              |       |               | 1 0 0   |
| Ditto . . . . .                                                                                                                | ditto | superior      | 1 7 6   |

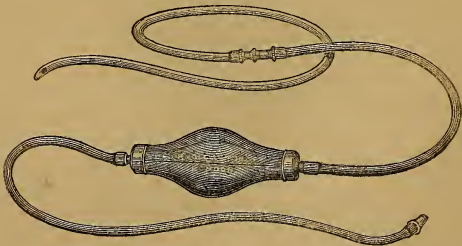


FIG. 646.

|                                                                                                                          |  |  |        |
|--------------------------------------------------------------------------------------------------------------------------|--|--|--------|
| Stomach Pump, Dr. Tosswill's Syphon, with tubing, mounts, mouth-gag, &c., in mahogany case, complete, Fig. 646 . . . . . |  |  | 0 15 0 |
|--------------------------------------------------------------------------------------------------------------------------|--|--|--------|

USE OF THE STOMACH-PUMP.—“Washing out of the stomach, and the aspiration of liquids secreted by it, is more and more practised in Germany, since Kussmaul highly praised this method. Dr. Schliep uses it in nearly all affec-

tions of the stomach, especially in chronic gastritis, with or without dilatation. The cure of chronic catarrh, according to his account in the 'Deutsche Klinik,' vol. xiv, would require but a limited number of applications. In simple catarrh, five would suffice on an average. He uses this method even in the dyspepsia of consumptive patients. In dilatation of the stomach, he empties that organ with the pump every day. He performs the washing out even in cancer with pure water; or adds bicarbonate of soda to the water, if the liquids be very acid; or permanganate of potash, if these liquids show signs of fermentation; carbolic acid, when they contain vegetable parasites; boracic acid, as a disinfectant; and tincture of myrrh, in atonic dyspepsia with abundant secretion of mucus."

Extract from *British Medical Journal*, Feb. 14th, 1874.—“For some time past I have felt convinced that the Stomach-Pump now in use is far from a perfect apparatus. It is costly, not particularly portable, and, above all, a dangerous instrument. I wish, therefore, to bring before the notice of the Profession a Stomach-Pump on a novel principle, which has been made by Messrs. Arnold and Sons, the well-known Instrument Makers in West Smithfield.”

Extract from *Medical Times and Gazette*, Feb. 14th, 1874.—“The advantages claimed for the instrument are—freedom from danger, cheapness, and increased portability; it can be easily carried in the coat-pocket, and it is almost impossible to perforate the coats of the stomach or œsophagus, be the operator ever so clumsy or ignorant.”

Extract from *Medical Press and Circular*, Feb. 11th, 1874.—“In a case of opium poisoning, I have lately used this instrument, and by means of it thoroughly washed out the patient's stomach in a very brief space of time. I would draw especial notice to the low price at which this instrument is to be obtained.”

Extract from *London Medical Record*, March 4th, 1874.—“Its passage down the œsophagus, as in the case of Thompson's Catheter in the urethra, is effected by twisting it round and round in the hand until it has reached the stomach. I need scarcely point out how much less pain the soft flexible tube must cause than the hard, somewhat inelastic tube generally used.”

Extract from *Braithwaite's Retrospect of Medicine*, vol. lxxix.—“The ordinary Stomach-Pump is both costly and cumbrous, moreover, its use is not unattended with danger. A much simpler and better instrument is one recently made by Messrs. Arnold and Sons, West Smithfield.”

---

## SYPHON ENEMAS.

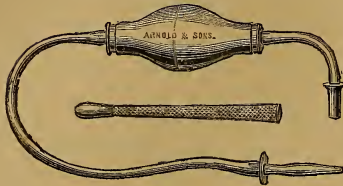


FIG. 647.

|                                                                                                                                                            |         |
|------------------------------------------------------------------------------------------------------------------------------------------------------------|---------|
| Arnold and Sons' combined Syringe, a modification of<br>Higginson's Enema, fitted with rectum, vaginal, ear,<br>eye, nose, with vulcanite mounts, complete | £0 15 0 |
| Higginson's Syphon Enema, with bone rectum pipe, in<br>slide cedar box                                                                                     | 0 3 6   |
| Higginson's Syphon Enema, with elastic vaginal pipe,<br>in box complete, Fig. 647                                                                          | 0 4 0   |
| Higginson's Syphon Enema, with elastic vaginal pipe,<br>superior, in box complete                                                                          | 0 6 0   |



FIG. 648.

Injection Syringe, Arnold and Sons' Registered, Fig. 648 0 3 6

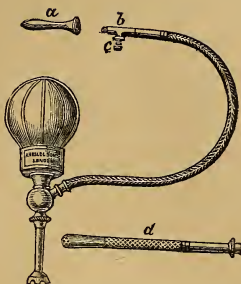


FIG. 649.

|                                                                                                            |         |
|------------------------------------------------------------------------------------------------------------|---------|
| Kennedy's Syphon Enema, fitted with elastic gum vaginal pipe, in leather case, Fig. 649 . . . . .          | £0 13 6 |
| Ditto ditto very superior, with best covered tube and metal rectum pipe, in morocco leather case . . . . . | 0 15 0  |
| Ditto ditto small, for children, with plain mounts, in wood box . . . . .                                  | 0 3 6   |
| Ditto ditto large . . . . .                                                                                | 0 7 6   |
| Ditto ditto with covered tube and metal rectum pipe, in leather case . . . . .                             | 0 12 0  |

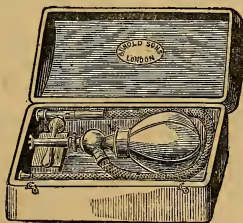


FIG. 650.

|                                                                                                                     |        |
|---------------------------------------------------------------------------------------------------------------------|--------|
| Kennedy's Syphon Enema, with metal rectum and elastic gum vaginal pipe, in morocco leather case, Fig. 650 . . . . . | 0 17 6 |
| Ditto ditto electro plated . . . . .                                                                                | 1 0 0  |
| Ditto ditto gilt . . . . .                                                                                          | 1 7 0  |
| Syphon Vaginal Syringe (as made for), and recommended by Dr. Greenhalgh . . . . .                                   | 0 6 6  |
| Uterine Syringe, plated, complete, in morocco case . . . . .                                                        | 0 18 6 |
| Ditto ivory mounts . . . . .                                                                                        | 0 16 0 |
| Uterine Douche, complete . . . . .                                                                                  | 0 12 6 |
| Ditto Barth's, complete . . . . .                                                                                   | 1 1 0  |

**THERMOMETERS, BAROMETERS, &c.**

*Arnold and Sons have succeeded in producing Clinical Thermometers with sensitive bulbs, thereby effecting a great saving of time in registering temperature.*

Arnold and Sons' Patent Pocket Clinical Thermometer, with Bayonet Joint, in Sterling Silver Case, Fig. 651 . . . £0 12 6  
 Ditto ditto in German Silver case . . . 0 10 6  
 Ditto ditto in Gold Case . . . 1 10 0  
 If with Centigrade Scale as well as Fahrenheit, 2s. 6d. extra.

*All Instruments in Silver or Gold Cases have the Coloured Scale, which renders the reading more intelligible, and likewise the constriction, to prevent the possibility of the index descending into the bulb.*

Arnold and Sons guarantee the accuracy of every Thermometer, which is tested by a New Apparatus invented by themselves expressly for that purpose, and which has been verified at Kew.

The woodcut A shows the thermometer with case attached; C, the instrument without the case; and B, the thermometer when closed.

Extract from *Lancet* (Second Notice), December 19th, 1874.—“Of all the pocket companions now essential to the practitioner, none is more indispensable than a good Thermometer. It is a gratifying circumstance to find instrument makers taking pains to make the instrument more useful by making it more reliable and more easy of use. The Messrs. Arnold and Sons have attempted to make the scale more legible by colouring it red and indelibly, and the attempt has been successful. The instruments also have been carefully tested as to accuracy.”

Extract from *Medical Times and Gazette* (Second Notice), Feb. 27th, 1875.—“One of the latest and best forms of this useful instrument has been forwarded to us by Messrs. Arnold and Sons, of 35 and 36, West Smithfield. It is of a very useful size for the waistcoat pocket. The marking of the glass is clear and indelible.”

Extract from *British Medical Journal* (Second Notice), May 15th, 1874.—“Messrs. Arnold and Sons have improved their Clinical Thermometers. The scale is indelible; the one we have examined is very accurate, and they are all carefully adjusted; it is an extremely neat and useful form of instrument.”



FIG. 651.

Extract from *Lancet*, May 10th, 1873.—“It will at once be seen that by a very simple arrangement a thermometer of  $3\frac{1}{2}$  in. long can instantly be increased to one of 7 in. in length, and at the same time when closed can be carried in the waistcoat pocket, and is less cumbersome than a common pencil-case.”

Extract from *British Medical Journal*, June 7th, 1873.—“This is certainly a most ingenious instrument, and one of the best hitherto brought out. It is very simple and portable, and mechanical means are taken which very much reduce its chances of being broken.”

Extract from *Medical Times and Gazette*, May 24th, 1873.—“To the end of the thermometer is secured part of the case, which mount is so formed that the instrument is not liable to slip through the fingers and thereby get broken, which is so frequently the case with those in present use.”

Extract from *Medical Record*, June 25th, 1873.—“The great desideratum of furnishing a really Pocket Clinical Thermometer (many of those so styled are only so in name) has been secured by a very ingenious device patented by Messrs. Arnold and Sons. We have used it, and can recommend it as trustworthy, portable, and very convenient.”

Extract from *Students' Journal*, April 24th, 1875.—“The colouring has the merit of being indelible. Those who use these thermometers may rely on their accuracy, a point of no little consequence, as they are all tested by a New Standard Thermometer, and those that vary from the standard in the slightest degree are destroyed.”

Extract from the *Medical Press and Circular*, June 4th, 1873.—“In the ordinary thermometer cases the instruments are constantly being broken, whereas in the Patent Thermometer referred to this is almost a matter of impossibility.”

Extract from *Students' Journal*, June 7th, 1873.—“The new Pocket Clinical Thermometer, invented and manufactured by Messrs. Arnold and Sons, is the most portable ever introduced to the notice of the medical profession; whilst in other good qualities it is fully equal to any of those previously brought forward.”

Extract from *Medical Record*, March 17th, 1875.—“This little Pocket Clinical Thermometer has many advantages. It is portable, firmly mounted with a well-devised bayonet catch and graduated very legible and indelible reading scale. They are well-tested, accurate instruments, and combine all the requirements which can be looked for in an instrument of the kind.”

Extract of a Letter received from Dr. W. Bathurst Woodman, Translator and Editor of *Wunderlich's Medical Thermometry*, for the New Sydenham Society.—“The Patent Clinical Thermometer I bought of you is a *decided* improvement on all the thermometers I have ever seen. It was a very carefully and beautifully made instrument, and exceedingly sensitive. I enclose an order for three more, which please add to my account enclosed.”

Extract from *Guy's Hospital Gazette*, Sept. 27th, 1873.—Arnold and Sons Clinical Thermometer is a conveniently devised instrument, small enough to have all the conveniences of a small instrument, but which, by means of its case, can be so elongated as to have the advantages of the larger instruments.”

Dr. Robert Ellis writes:—“I like the thermometer you have sent better than any I have ever used, and I will never again use any other if I can help it.”

Dr. Moorhouse, of Ellesmere, writes:—“I have used the thermometer constantly for two years, and have not the least hesitation in saying that it is the most portable, safe, convenient, and at the same time reliable Clinical Thermometer I have met with.”



FIG. 652.

|                                                                                                               |      |    |    |   |
|---------------------------------------------------------------------------------------------------------------|------|----|----|---|
| Aitkin's Self-registering Clinical Thermometer, in turned wood case, 4 in., 4½ in., and 6 in., Fig. 652 . . . | each | £0 | 8  | 0 |
| Ditto ditto in ivory                                                                                          |      | 0  | 9  | 0 |
| Ditto ditto in silver                                                                                         |      | 0  | 10 | 6 |



FIG. 653.

|                                                                                                            |      |   |    |   |
|------------------------------------------------------------------------------------------------------------|------|---|----|---|
| Aitkin's Self-registering Clinical Thermometer, in morocco case, lined velvet, Fig. 653 . . . . .          |      | 0 | 10 | 0 |
| Allbutt's Self-registering Clinical Thermometer, in box-wood case, 4 in., 4½ in., 5 in., and 6 in. . . . . | each | 0 | 7  | 0 |
| Andrews' Surface Thermometer, in case . . . . .                                                            |      | 1 | 10 | 0 |



FIG. 654.

|                                                                                                                      |  |   |    |   |
|----------------------------------------------------------------------------------------------------------------------|--|---|----|---|
| Arnold and Sons' 3 in. Clinical Thermometer, 95° to 110°, red scale, with constricted bulb, in silver case, Fig. 654 |  | 0 | 12 | 6 |
|----------------------------------------------------------------------------------------------------------------------|--|---|----|---|



FIG. 655.

|                                                                                                                     |  |   |    |   |
|---------------------------------------------------------------------------------------------------------------------|--|---|----|---|
| Arnold and Sons' 4 in. Clinical Thermometer, 95° to 110°, red scale, with constricted bulb, in ivory case, Fig. 655 |  | 0 | 10 | 6 |
|---------------------------------------------------------------------------------------------------------------------|--|---|----|---|




FIG. 656.

|                                                                                                                     |  |   |    |   |
|---------------------------------------------------------------------------------------------------------------------|--|---|----|---|
| Arnold and Sons' 5 in. Clinical Thermometer, 95° to 110°, red scale, with constricted bulb, in ivory case, Fig. 656 |  | 0 | 11 | 6 |
|---------------------------------------------------------------------------------------------------------------------|--|---|----|---|



FIG. 657.

|                                                                                                                                 |  |   |    |   |
|---------------------------------------------------------------------------------------------------------------------------------|--|---|----|---|
| Arnold and Sons' 6 in. Clinical Thermometer, 95° to 110°, red scale, with constricted bulb, in boxwood case, Fig. 657 . . . . . |  | 0 | 10 | 6 |
| Arnold and Sons' Patent Self-registering Clinical Thermometer, in propelling case . . . . .                                     |  | 0 | 15 | 0 |
| Ditto ditto in plated slide case . . . . .                                                                                      |  | 0 | 12 | 6 |

|                                                                                                                                     |        |
|-------------------------------------------------------------------------------------------------------------------------------------|--------|
| Arnold and Sons' Hospital Clinical Thermometer for ward use, in boxwood case . . . . .                                              | £0 6 6 |
| Arnold and Sons' Improved Self-registering Clinical Thermometer, 4 in., with indelible glass covered scale, in ebony case . . . . . | 0 10 6 |

Extract from *Lancet*, March 4th, 1876 :—"The construction of this instrument precludes the possibility of the reading scale becoming obliterated or indistinct."

Extract from *British Medical Journal*, March 4th, 1876 :—"Messrs. Arnold and Sons have shown us an improved Clinical Thermometer, which is in all respects convenient and accurately made, and which has the special advantage that the markings are under glass; the advantages of this are obvious."

Extract from *Medical Times and Gazette*, March 4th, 1876 :—"The special and important advantage of which is the graduated scale is coated with glass, so as to make the markings absolutely indelible."

|                                                                             |        |
|-----------------------------------------------------------------------------|--------|
| Beale's Pocket Thermometer, 3 in., 95 to 110 deg., in silver case . . . . . | 0 16 0 |
|-----------------------------------------------------------------------------|--------|



FIG. 658.

|                                                                                                                                |        |
|--------------------------------------------------------------------------------------------------------------------------------|--------|
| Buzzard's Pocket Thermometer, 4 in., 95 to 100 deg., with centigrade and Fahrenheit scales, in silver case, Fig. 658 . . . . . | 1 1 0  |
| Casella's Patent Safety Clinical Thermometer, 4 or 6 in., in case . . . . .                                                    | 0 15 0 |
| Sibson's Thermometers, per pair, in morocco case . . . . .                                                                     | 2 2 0  |



FIG. 659.

|                                                                                |        |
|--------------------------------------------------------------------------------|--------|
| Gower's Pocket Thermometer, 4 in. 95 to 112 deg., Fig. 659 . . . . .           | 0 18 6 |
| Murchison's Pocket Thermometer, 5 in., 90 to 110 deg., in ivory case . . . . . | 0 13 6 |




FIG. 660.

|                                                                                        |        |
|----------------------------------------------------------------------------------------|--------|
| Squire's Pocket Thermometer, 3 in., 95 to 110 deg., in silver case, Fig. 660 . . . . . | 0 15 0 |
|----------------------------------------------------------------------------------------|--------|




FIG. 661.

DR. TEALE'S Clinical Thermometers, with one bent bulb and one straight for surface or axilla, Fig. 661 . . . £0 15 0



FIG. 662.

Bath Thermometer, Fig. 662 . . . . . 2s., 3s., 0 5 0



FIG. 663.

Boxwood Thermometer, plain, Fig. 663 . . . . . 0 1 0  
 Ditto polished . . . . . 1s. 6d. 0 2 0  
 Ditto with enamel tube . . . . . 0 2 6



FIG. 664.

Boxwood Thermometer, with enamel tube, the scale bevelled at the edges, very superior, Fig. 664 3s. 6d., 0 4 6



FIG. 665.

Chemical Thermometer, with brass hinge and jointed boxwood scale to 400°, Fig. 665 . . . . . 0 7 6  
 Ditto ditto 600° . . . . . 0 12 6




FIG. 666.

Chemical Thermometer, in wooden case . . . . . 0 5 0  
 Ditto ditto graduated to 400° . . . . . 0 6 0  
 Ebony Thermometer, with ivory scale . . . . . 0 12 6  
 Phillip's ditto ditto with air index 0 7 6



FIG. 667.

Porcelain minimum Thermometer, Fig. 667 . . . . £0 3 6




FIG. 668.

Self-registering Thermometer, one each maximum and minimum, in morocco case, complete, Fig. 668 . . . . 1 1 0



FIG. 669.

Self-registering Maximum and Minimum Thermometer, in morocco case, ivory scale, Fig. 669 . . . . 0 12 6




FIG. 670.

Six's minimum Thermometer, on boxwood or metal scale, in japanned case, Fig. 670 7s. 6d., 10s. 6d., 15s., 17s., 1 1 0



FIG. 671.

Rutherford's self-registering Thermometer, on metal scale, with steel index, Fig. 671 . . . . 3s. 6d. 0 7 6



FIG. 672.

Spirit Thermometer, Fahrenheit and Centigrade scales, enamel tube, metal guards, and mount hand divided, and figured on scale, Fig. 672 . . . 8s., 9s., and £0 11 0



FIG. 673.

Standard Thermometer, Arnold and Sons' improved, in morocco case, complete, Fig. 673 . . . 1 10 0




FIG. 674.

Standard Maximum Thermometer, Fig. 674 . . . 0 17 6



FIG. 675

Standard Minimum Thermometer, Fig. 675 . . . 1 15 0

Books of 25 Charts, for Clinical Thermometers. in cloth . 0 2 0  
 Ditto 50 ditto in leather covers and elastic bands 0 4 0  
 Ditto 100 ditto ditto . 0 8 0



Aneroid Barometer, in case . . . 1 1 0  
 Ditto in solid oak frame, with Thermometer . . . 2 2 0  
 Board of Trade metal Marine Barometer . . . 4 4 0  
 Carved solid oak Barometer, with enamel or ivory scales and double rack . . . 5 5 0

|                                                                                                          |    |         |        |
|----------------------------------------------------------------------------------------------------------|----|---------|--------|
| Large carved solid oak Barometer, with enamel or ivory scales, double rack, and floating gauge . . . . . | £6 | 6       | 0      |
| Model Barometer, with ivory scale and sliding vernier . . . . .                                          | £1 | 1s.,    | 2 2 9  |
| Square top solid oak Sea-coast Barometer, with ivory scales and double rack . . . . .                    |    |         | 2 10 0 |
| Watch Aneroid Barometer, in metal case . . . . .                                                         |    |         | 4 4 0  |
| Wheel Barometer, in various wood . . . . .                                                               | £1 | 10s. to | 4 4 0  |




FIG. 676.

|                                               |   |   |   |
|-----------------------------------------------|---|---|---|
| Argentometer, for nitrate of silver . . . . . | 0 | 2 | 6 |
|-----------------------------------------------|---|---|---|




FIG. 677.

|                                                        |   |   |   |
|--------------------------------------------------------|---|---|---|
| Glass Hydrometer, for heavy fluids, Fig. 677 . . . . . | 0 | 3 | 6 |
|--------------------------------------------------------|---|---|---|



FIG. 678.

|                                                         |   |   |   |
|---------------------------------------------------------|---|---|---|
| Glass Proof Hydrometer, for spirits, Fig. 678 . . . . . | 0 | 2 | 6 |
|---------------------------------------------------------|---|---|---|

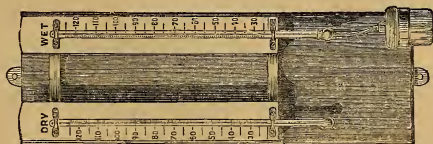


FIG. 679.

|                                                                   |   |    |   |
|-------------------------------------------------------------------|---|----|---|
| Mason's Wet and Dry Bulb Hygrometer, on stand, Fig. 679 . . . . . | 1 | 15 | 0 |
|-------------------------------------------------------------------|---|----|---|

A valuable instrument in the sick chamber, for by its means an artificial humidity and temperature of the air can be maintained, in many cases so essential to recovery.

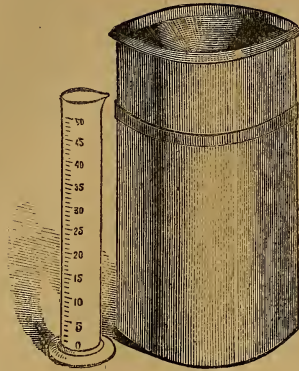


FIG. 680.

Rain Gauge, Glaisher's, complete in japanned tin, Fig.

|                 |                            |
|-----------------|----------------------------|
| 680 . . . . .   | £0 16 0                    |
| Ditto . . . . . | in copper . . . . . 1 10 0 |



FIG. 681.

Rain Gauge, Howard's, complete in japanned tin, Fig.

|                 |                                            |
|-----------------|--------------------------------------------|
| 681 . . . . .   | 0 8 0                                      |
| Ditto . . . . . | ditto . . . . . in copper . . . . . 0 12 0 |




FIG. 682.

Air Meter, improved . . . . £3 3s., £4 4s., and £5 5 0

The above instrument is for measuring the velocity of air currents in hospitals, &c.

## UTERINE INSTRUMENTS.

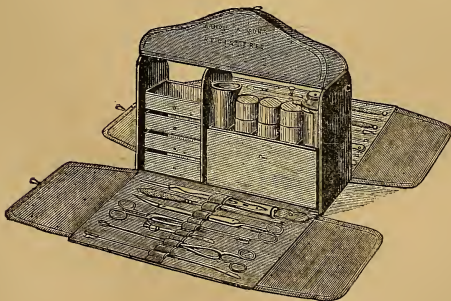


FIG. 683.

Arnold and Sons' Gynæcological Bag, Registered, Fig. 683, suggested by Dr. Greenhalgh, containing two Ferguson's Specula, large and small; one plated Bivalve Specula; two Sounds, large and small; two Scarifying

|                                                                                                                                                                                                                                                                                                                                                                                                                                                                                                                                                                                                                                                                                                                                                                                                                                                                                                                                     |         |    |   |
|-------------------------------------------------------------------------------------------------------------------------------------------------------------------------------------------------------------------------------------------------------------------------------------------------------------------------------------------------------------------------------------------------------------------------------------------------------------------------------------------------------------------------------------------------------------------------------------------------------------------------------------------------------------------------------------------------------------------------------------------------------------------------------------------------------------------------------------------------------------------------------------------------------------------------------------|---------|----|---|
| Lancets ; two Uterine Knives ; Ellis's Uterine Dilator ; Speculum Forceps, cross or compound action, Spring Holder, potassa fusa ; Arnold and Sons' seamless tube Caustic Holder ; Sponge Holder ; Sims' Double hook ; Sims' Double Screw ; Sims' Curette ; Maclintock's Ovum Forceps. improved ; Dr. Greenhalgh's Bilateral Metrotome ; curved Speculum Scissors ; Bloxam's chloroform Bottle ; Female Catheter, Silver ; four Dr. Greenhalgh's Spring Pessaries ; six ditto Laminaria Tents ; six short Tents ; twelve Perforated Sponge Tents ; Dr. Godson's Sponge and Laminaria Tent Introducer ; three Dr. Greenhalgh's perforated Vulcanite Stems ; Introducing Sound for ditto ; two Dr. Greenhalgh's Spring Stems ; Introductory Sound for Stems ; four small Stoppered Bottles for potassa fusa ; Argent. Nitr. ; Acid Chromic, &c. ; 1 oz. Bottle for Glycerine ; Drawers for cotton wool ; Medicated Suppositories, &c. |         |    |   |
| The Registered Bag, complete, as above . . . . .                                                                                                                                                                                                                                                                                                                                                                                                                                                                                                                                                                                                                                                                                                                                                                                                                                                                                    | £21     | 0  | 0 |
| Gynæcological Bag, without instruments, but with drawers, divisions, cases, &c., in Morocco leather . . . . .                                                                                                                                                                                                                                                                                                                                                                                                                                                                                                                                                                                                                                                                                                                                                                                                                       | 3       | 3  | 0 |
| Arnold & Sons' Complete set of Instruments, in mahogany case, for Vesico and Recto-Vaginal Fistula :—Sims' duck-bill Speculum, curved Knife (right), curved Knife (left), straight Knife, two Knives (double edge), curved Scissors, two tubular Needles, Wire Twister, fine Hook, fine Fork, two pairs Vulsellum Forceps, spring Tenaculum Forceps. The above set complete . . . . .                                                                                                                                                                                                                                                                                                                                                                                                                                                                                                                                               | 6       | 6  | 0 |
| Caustic Holder, Ellis's . . . . .                                                                                                                                                                                                                                                                                                                                                                                                                                                                                                                                                                                                                                                                                                                                                                                                                                                                                                   | 0       | 18 | 0 |
| Cauterizing Irons . . . . .                                                                                                                                                                                                                                                                                                                                                                                                                                                                                                                                                                                                                                                                                                                                                                                                                                                                                                         | 3s. 6d. | 0  | 6 |
| Ditto      Smith's telescopic . . . . .                                                                                                                                                                                                                                                                                                                                                                                                                                                                                                                                                                                                                                                                                                                                                                                                                                                                                             | 0       | 7  | 6 |
| Chloroform Inhalers, see pages 214 to 219                                                                                                                                                                                                                                                                                                                                                                                                                                                                                                                                                                                                                                                                                                                                                                                                                                                                                           |         |    |   |
| Director, Brown's, electro-plated . . . . .                                                                                                                                                                                                                                                                                                                                                                                                                                                                                                                                                                                                                                                                                                                                                                                                                                                                                         | 0       | 5  | 0 |



FIG. 684.

|                                                           |   |    |   |
|-----------------------------------------------------------|---|----|---|
| Double Cork Screw, Sims', Fig. 684 . . . . .              | 0 | 7  | 6 |
| Ecraseurs, see pages 100 and 101                          |   |    |   |
| Exploring Trocar, Simpson's silver . . . . .              | 0 | 10 | 6 |
| Female Catheters, see pages 43 and 59.                    |   |    |   |
| Forceps, straight, for securing the bar clamp . . . . .   | 0 | 4  | 0 |
| Ditto curved,                   ditto . . . . .           | 0 | 4  | 0 |
| Ditto with Tenaculum points, for Clitorodectomy . . . . . | 0 | 5  | 0 |



FIG. 685.

|                                                                                               |                              |
|-----------------------------------------------------------------------------------------------|------------------------------|
| Forceps, Speculum, Fig. 685 . . . . .                                                         | 6s. 6d., 7s. 6d., and £0 8 6 |
| Instrument, Dr. Barnes', for introducing pledgets of<br>cotton wool into the vagina . . . . . | 0 15 0                       |
| Ditto improved, by Dr. Clement Godson<br>12s. 6d., and 1 1 0                                  |                              |



FIG. 686.



FIG. 687.

|                                                                                                                       |        |
|-----------------------------------------------------------------------------------------------------------------------|--------|
| Instrument for Uterine Medication, Dr. Lombe Atthill's,<br>with platinum canula, complete Figs. 686 and 687 . . . . . | 1 15 0 |
| Ditto, improved, with vulcanite canula . . . . .                                                                      | 1 1 0  |

Extract from *Medical Press and Circular*, April 30th, 1873.—“The canula fixed on the stilette may be passed into the uterus just as a sound ordinarily is, and the index finger of the left hand being kept in contact with the disc so as to prevent its slipping out of the cervical canal, the stilette is withdrawn. A Ferguson's speculum is then introduced, and a long uterine probe with a little cotton rolled round it dipped into the agent selected, is passed through the canula into the uterus. The probe and canula can be withdrawn together.”

|                                                         |       |
|---------------------------------------------------------|-------|
| Intra-Uterine Galvanic Stem, Sir J. Simpson's . . . . . | 0 5 6 |
|---------------------------------------------------------|-------|



FIG. 688.



FIG. 689.

Intra-Uterine Stems, Dr. Greenhalgh's Expanding and Self-retaining Tubular, vulcanite and metallic, Fig. 688 £0 4 0

Possess the following advantages :—Ease of introduction ; allow the secretions of the cavity of the uterus to pass through ; not liable to slip out ; by pressure against the cut surfaces after division of the cervix uteri, prevent hæmorrhage ; can be retained for any period ; incorrosive, and avoid the necessity for local dressings.

|                      |                                   |   |   |   |
|----------------------|-----------------------------------|---|---|---|
| Introducer for ditto |                                   | 0 | 3 | 6 |
| Ditto                | plated, in ivory handle, Fig. 689 | 0 | 5 | 0 |



FIG. 690.

Intra-Uterine Stem, Dr. Greenhalgh's perforated vulcanite, 6 sizes, Fig. 690 . . . . . each 0 3 0

Advantages :—Facility of introduction, escape of uterine secretion, incorrosive.

|                      |                         |   |   |   |
|----------------------|-------------------------|---|---|---|
| Introducer for ditto |                         | 0 | 3 | 6 |
| Ditto                | plated, in ivory handle | 0 | 5 | 0 |

|                                                    |  |         |   |   |   |
|----------------------------------------------------|--|---------|---|---|---|
| Intra-Uterine Stem, Sir J. Simpson's German-silver |  | 3s. 6d. | 0 | 5 | 0 |
|----------------------------------------------------|--|---------|---|---|---|

|                       |  |   |   |   |
|-----------------------|--|---|---|---|
| Set of ditto, in case |  | 2 | 5 | 0 |
|-----------------------|--|---|---|---|

|                                             |  |        |   |   |   |
|---------------------------------------------|--|--------|---|---|---|
| Intra-Uterine Stem, Dr. H. Bennett's silver |  | 5s. to | 0 | 7 | 6 |
|---------------------------------------------|--|--------|---|---|---|

|                       |  |   |    |   |
|-----------------------|--|---|----|---|
| Set of ditto, in case |  | 2 | 17 | 6 |
|-----------------------|--|---|----|---|

|                                                                |  |   |   |   |
|----------------------------------------------------------------|--|---|---|---|
| Intra-Uterine Stem, Dr. Greenhalgh's jointed, for ante-flexion |  | 0 | 7 | 6 |
|----------------------------------------------------------------|--|---|---|---|

|                                                                                 |  |      |   |   |   |
|---------------------------------------------------------------------------------|--|------|---|---|---|
| Intra-Uterine Stem, Dr. Greenhalgh's jointed galvanic self-retaining perforated |  | each | 0 | 7 | 6 |
|---------------------------------------------------------------------------------|--|------|---|---|---|

Secure facility of introduction, adaptability to the movements of the uterus, free escape of the uterine secretions, little liability to slip.




FIG. 691.

Intra-Uterine Stem, Dr. Greenhalgh's flexible india rubber, Fig. 691 . . . . . £0 3 0



FIG. 692.

Intra-Uterine Stem, Dr. Greenhalgh's improved flexible india-rubber, self-retaining, for flexions and strictures of the uterus, Fig. 692 . . . . . 0 3 6



FIG. 693.

Knife, Sims' fine, various shapes, Fig. 693 . . . . . 0 7 6  
Laminaria Tents, solid . . . . . per doz. 0 4 0



FIG. 694.



FIG. 695.



FIG. 696.

Leather Case, containing Silver seamless Tube  
Caustic Holder, with Platina Quill, Scari-  
fying Lancet, and Sponge Holder, Figs.  
694, 695, 696 . . . . . 1 10 0  
Ditto ditto with porcupine  
quill handles . . . . . 1 15 0

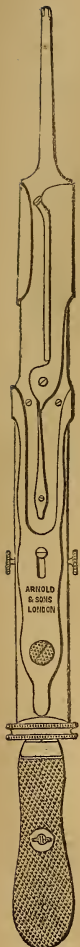


FIG. 697.

Metrotome, Dr. Greenhalgh's Bilateral, with spring stems and Introducer, in morocco case, complete, Fig. 697 . £4 4 0

The advantages of this instrument are—smallness of uterial extremity; facility of introduction; acts obliquely with exactitude from within outwards; can be accurately adjusted to cut little or much, on one or both sides; blades protected by sheath, so as to avoid injury to the vaginal walls; can be used without the speculum or exposure; when duly regulated no risk of hæmorrhage.

|                                       |   |    |   |
|---------------------------------------|---|----|---|
| Metrotome, Sir J. Simpson's . . . . . | 1 | 10 | 0 |
| Ditto Sims' . . . . .                 | 2 | 2  | 0 |
| Ditto Mathieu's . . . . .             | 2 | 12 | 6 |



FIG. 698.

|                                        |   |    |   |
|----------------------------------------|---|----|---|
| Metrotome, Routh's, Fig. 698 . . . . . | 2 | 5  | 0 |
| Ditto Aveling's . . . . .              | 1 | 10 | 0 |



FIG. 699.

Metrometer Sound, Dr. Greenhalgh's, for measuring any part of the cavity of the uterus in its long axis, or from side to side, or back to front, Fig. 699 . . . . . 2 2 0

This instrument consists of a canula traversed by a movable shaft, at one extremity of which are two probe-pointed watch-springs, at the other a graduated scale, indicating, when liberated by a screw, the amount of divergence taking place within the cavity of the uterus, and hence its dimensions.



FIG. 700.

Needle Holding Forceps, Arnold & Sons' improved, Fig. 700 . . . . . 1 1 0



FIG. 701.

Needle-holding Forceps, Fig. 701 . . . . . £0 7 6

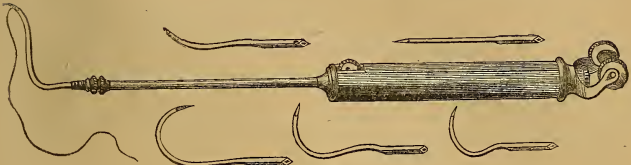


FIG. 702.

|                                                                                                                                                                         |   |    |   |
|-------------------------------------------------------------------------------------------------------------------------------------------------------------------------|---|----|---|
| Needle Holder, Tyler Smith's, with pinion movement for threading needles, six needles of various curves, and reel for suture wire, in case complete, Fig. 702 . . . . . | 2 | 15 | 0 |
| Needle, curved tubular, for lacerated perineum . . . . .                                                                                                                | 0 | 7  | 6 |
| Needle, Sims' tubular . . . . .                                                                                                                                         | 0 | 4  | 6 |
| Ditto Simpson's . . . . .                                                                                                                                               | 0 | 4  | 6 |
| Ovum Forceps, Maclintock's . . . . .                                                                                                                                    | 0 | 15 | 0 |
| Ditto ditto Improved . . . . .                                                                                                                                          | 0 | 15 | 0 |
| Ditto Sir J. Simpson's . . . . .                                                                                                                                        | 0 | 10 | 0 |
| Ditto Dr. Godson's . . . . .                                                                                                                                            | 1 | 1  | 0 |




FIG. 703.

Pelvimeter, Dr. Earle's new, Fig. 703 . . . . . 1 10 0

It consists of a pair of curved blades seven inches long, ending in two small bulbs, and kept in position by a steel spring placed between the handles. Fixed to one of the handles is a steel plate, engraved as an index. By compress-

ing the handles the blades are separated, and made to touch the sacrum and pelvis respectively. On the index externally is expressed the extent of the separation of the arms internally.

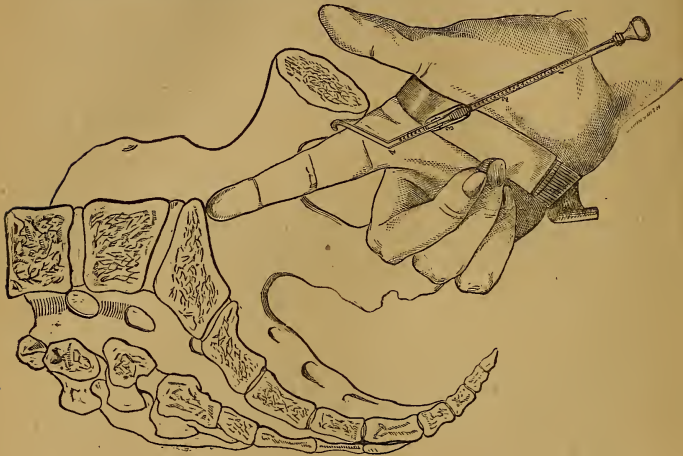


FIG. 704.

Pelvimeter, Dr. Greenhalgh's, for giving exactitude to the finger in admeasurements of the pelvis, Fig. 704 . £2 2 0

This instrument consists of a band of flexible metal, the extremities of which are connected by india-rubber webbing: can be firmly adjusted to any hand. To its upper extremity is attached a crutch, to fix the index finger, while at the lower end is a graduated scale and movable button. From the centre of the band is a shaft, which can be fixed by a catch, moveable from before backwards and from above downwards, which can be regulated at the scale.

Pessaries, see pages 108 to 113.

Platina Cup for Fusing Nitrate of Silver, Dr. Bantock's 0 12 6



FIG. 705.

Polyprite, Aveling's, for uterine polypus, Fig. 705 . . 1 10 0  
 Probe for applying Nitrate of Silver, Dr. Bantock's . . 0 4 0



FIG. 706.

Puncturing Lancet, Dr. Greenhalgh's, Fig. 706 . . . 0 6 0

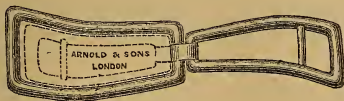


FIG. 707.

|                                                                                              |         |
|----------------------------------------------------------------------------------------------|---------|
| Retractor, Cooper's, Fig. 707 . . . . .                                                      | £0 12 6 |
| Scalpel, Sims' revolving, with ball-and-socket joint, to fix at any required angle . . . . . | 1 1 0   |
| Scissors and Forceps combined, Mathieu's cross-action . . . . .                              | 1 10 0  |
| Scissors, double-curve, for removing polypi uteri . . . . .                                  | 0 10 6  |
| Ditto single-curve, ditto . . . . .                                                          | 0 7 0   |
| Ditto dividing the cervix, Dr. J. B. Brown's . . . . .                                       | 0 10 6  |
| Ditto ditto Dr. M. Sims' . . . . .                                                           | 0 15 0  |
| Blunt-pointed Knife ditto ditto . . . . .                                                    | 0 17 6  |

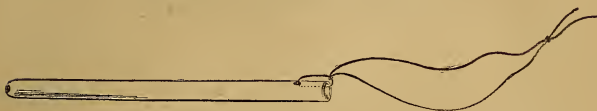


FIG. 708.

Sea Tangle Tents, Dr. Greenhalgh's improved perforated and tapering, long and short, Fig. 708 . . . per doz. 0 5 0  
 Possess the following advantages:—Facility of introduction, rapidity of expansion, softness, drain for uterine secretions.



FIG. 709.

Sea Tangle Tents, solid, Fig. 709 . . . . . per doz. 0 3 6  
 Ditto and Sponge combined, Dr. Wiltshire's . . . . . 0 8 0  
 Set of three Knives, in morocco case, for paring the edges in vesico-vaginal fistula . . . . . 0 17 6



FIG. 710.

Sharp Hook, Sims' fine, Fig. 710 . . . . . 0 6 0



FIG. 711.

Sharp Hook, Sims', Fig. 711 . . . . . £0 6 0



FIG. 712.

Shot Depressor, Fig. 712 . . . . . 0 6 0  
Sigmoid Silver Catheter, Sims' . . . . . 0 6 0



FIG. 713.

Silver Canula, Gooch's, for polypus uteri, Fig. 713 . . . . . 1 1 0  
Ditto ditto with German-silver rack . . . . . 1 6 0  
Ditto ditto complete, with cog-wheel . . . . . 1 10 0  
Sims' Hooks, various . . . . . 0 6 0  
Ditto Tampon Holder . . . . . 0 17 6  
Speculums, see pages 203 to 211.  
Speculum Caustic Holder, with ebony handle, 7s. 6d. and . . . . . 0 12 6  
Ditto Lint Holder . . . . . 0 4 0  
Ditto Scarifying Lancet . . . . . 0 4 0  
Speculum Forceps, Dr. H. Bennett's cross-jointed . . . . . 0 5 0  
Ditto ditto plated . . . . . 0 8 6  
Ditto ditto gilt . . . . . 0 10 0



FIG. 714.

Speculum Forceps, Arnold & Sons' improved, with cross  
action, Fig. 714 . . . . . 0 15 0



FIG. 715.

|                                                                                        |          |
|----------------------------------------------------------------------------------------|----------|
| Sponge and Laminaria Tent Introducer, Dr. Godson's,<br>with 3 jointed points, Fig. 715 | . £1 1 0 |
| Ditto ditto with 1 jointed end                                                         | . 0 15 0 |

Extract from *St. Bartholomew's Hospital Reports*, 1875.—“The instrument by means of which the tent is placed in position is made for me by Messrs. Arnold and Sons, of West Smithfield. It entirely obviates the use of the speculum, and being provided with what is equivalent to a universal joint, it enables the tent to be pushed without extraneous guidance between the cervix and the membranes. The apparatus and the mode of its application are so simple and so free from inconvenience and danger, that its use causes in practice little or no anxiety on the part of the patient, and until labour sets in she moves about without pain or inconvenience, regardless of the presence of the tent.”

Extract from *Lancet*, April 22nd, 1871.—“The novelty of this instrument consists in the point intended for the reception of the tent being connected to the stilette by means of a screw, which permits of rotation, and of a small hinge-joint immediately above the screw, which gives a free lateral movement. The combination of these two contrivances confers on the point and the tent attached to it all the range of movement of a ball-and-socket joint, and enables the tent to find its way easily and without violence through the cervix. It possesses an additional advantage of permitting the introduction to be made without the aid of a speculum.”

|                                           |                  |
|-------------------------------------------|------------------|
| Sponge Forceps, for holding sponge        | . . . . . 0 5 0  |
| Sponge Tent Forceps, Sims'                | . . . . . 0 15 0 |
| Sponge Tents, perforated, coated with wax | per doz. 0 5 0   |
| Sponge Tents, Sims'                       | ditto 0 3 0      |



FIG. 716.

|                                                                                     |                |
|-------------------------------------------------------------------------------------|----------------|
| Sponge Tents, Sims', Arnold and Sons' Improved, perforated, very superior, Fig. 716 | per doz. 0 4 0 |
|-------------------------------------------------------------------------------------|----------------|



FIG. 717.

|                                                                                               |                  |
|-----------------------------------------------------------------------------------------------|------------------|
| Suture Wire Twister, Simpson's, Fig. 717                                                      | . . . . . 0 6 0  |
| Syphon Douche, with elastic tube, for injecting perchloride of iron in post-partum hæmorrhage | . . . . . 0 10 0 |

Syringe, Dr. Hall's, with tapering Silver Tube, for injecting the whole surface of the uterine cavity with the caustic fluid without incurring the risk (through distension) of the fluid entering the Fallopian tubes . . . £0 15 0



FIG. 718.

Tumour Forceps, Dr. Godson's improved, Fig. 718. . . 1 1 0



FIG. 719.

|                                                                                                                  |        |
|------------------------------------------------------------------------------------------------------------------|--------|
| Tumour Forceps, with rack, Fig. 719 . . . . .                                                                    | 0 15 0 |
| Uterine Depletor, Dr. Clement Godson's, with two or three blades, in ebony case . . . . . 7s. 6d. and            | 0 10 0 |
| Ditto . . . . . ditto . . . . . for hospital use, with eighteen blades, various sizes, complete, in morocco case | 2 2 0  |
| Uterine Compress, Pretty's . . . . .                                                                             | 1 10 0 |
| Ditto Curette, Dr. Tilt's . . . . .                                                                              | 0 6 6  |

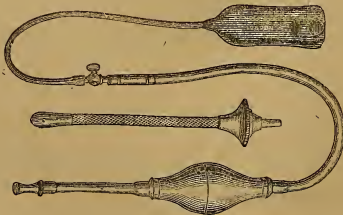


FIG. 720.

Dr. Barnes' complete set of india-rubber Dilators, with mounts, stopcocks, &c., fitted to Higginson's Syringe, the set, complete, in case, Fig. 720 . . . . . 1 5 0



FIG. 721.

|                                            |   |   |    |    |    |
|--------------------------------------------|---|---|----|----|----|
| Uterine Dilator, Dr. Priestley's, Fig. 721 | . | . | £1 | 15 | 0  |
| Ditto ditto plated                         | . | . | .  | 2  | 0  |
| Ditto Dr. Ellis's                          | . | . | .  | 1  | 15 |
| Ditto ditto ditto                          | . | . | .  | 2  | 0  |

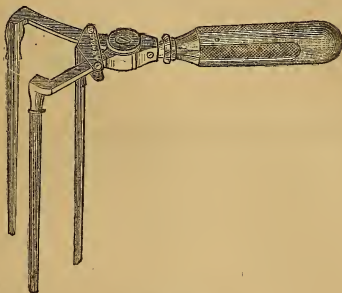


FIG. 722.

|                                                                                                              |   |   |   |    |   |
|--------------------------------------------------------------------------------------------------------------|---|---|---|----|---|
| Uterine Dilator, with regulating screw, Fig. 722                                                             | . | . | 2 | 2  | 0 |
| Urethral Dilator, Fluid                                                                                      | . | . | 0 | 16 | 0 |
| ditto for dilating the os uteri, the dilating tube size of No. 2 Catheter, and will expand to size of No. 12 | . | . | 0 | 13 | 0 |
| Uterine Lancet, Dr. Hall's, for puncturing the cervix uteri, in ebony case                                   | . | . | 0 | 5  | 0 |




FIG. 723.

|                                  |   |   |   |   |   |   |   |
|----------------------------------|---|---|---|---|---|---|---|
| Uterine Polypi Forceps, Fig. 723 | . | . | . | . | 0 | 8 | 6 |
|----------------------------------|---|---|---|---|---|---|---|

|                                                         |        |
|---------------------------------------------------------|--------|
| Uterine Probe, Dr. Hall's flexible silver . . . . .     | £0 7 0 |
| Ditto Case, Dr. H. Bennett's, containing Simpson's      |        |
| Uterine Sound, cross-action Forceps, Sponge Tent        | 10 0 0 |
| Introducer, Caustic Case, Potassa Fusa or Lint Holder ; |        |
| the set, complete . . . . .                             | 2 2 0  |



FIG. 724.



FIG. 725.

|                                                          |        |
|----------------------------------------------------------|--------|
| Playfair's Uterine Probes, for intra-uterine medication, |        |
| with handles, complete, Figs. 724 and 725, set of three  | 0 10 6 |



FIG. 726.

|                                      |       |
|--------------------------------------|-------|
| Uterine Scissors, Fig. 726 . . . . . | 0 6 6 |
|--------------------------------------|-------|



FIG. 727.

|                                                   |       |
|---------------------------------------------------|-------|
| Uterine Scissors, blunt point, Fig. 727 . . . . . | 0 6 6 |
|---------------------------------------------------|-------|



FIG. 728.

|                                                        |        |
|--------------------------------------------------------|--------|
| Uterine Scissors, Dr. Heywood Smith's, can be adjusted |        |
| at any angle, Fig. 728 . . . . .                       | 2 2 0  |
| Uterine Sound, Sims' . . . . .                         | 0 10 6 |
| Ditto ditto adjustable, with ball-and-socket           |        |
| movement . . . . .                                     | 0 15 0 |




FIG. 729.

|                                                   |        |
|---------------------------------------------------|--------|
| Uterine Sound, Sir J. Simpson's, Fig. 729         | £0 6 6 |
| Ditto ditto jointed for portability               | 0 9 6  |
| Ditto Dr. Hall's, with soft flexible silver point | 0 11 6 |

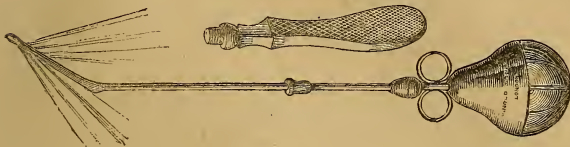


FIG. 730.

|                                                      |       |
|------------------------------------------------------|-------|
| Uterine Syringe and Sound combined, plated, Fig. 730 | 1 1 0 |
|------------------------------------------------------|-------|

Extract from *Lancet*, Oct. 16th, 1875.—“A combination of uterine sound and syringe is a desideratum which has been found in use most convenient. It can be used as an ordinary sound, but when, as in many cases, it is desired to introduce fluid into the cavity of the uterus, the combination will be found extremely convenient, inasmuch as the douche can be effected without the necessity of removing the sound.”

|                                                                                                |       |
|------------------------------------------------------------------------------------------------|-------|
| Vaginal Plugs, Dr. Greenhalgh's spongio-piline and air or water, three sizes, the set complete | 1 1 0 |
|------------------------------------------------------------------------------------------------|-------|

Possess facility of introduction and removal, accurate and comfortable adaptability.



FIG. 731.

|                             |        |
|-----------------------------|--------|
| Vulsellum Forceps, Fig. 731 | 0 7 6  |
| Ditto with rack             | 0 10 6 |



FIG. 732.

|                                 |       |
|---------------------------------|-------|
| Wire Adjuster, angled, Fig. 732 | 0 6 0 |
|---------------------------------|-------|



FIG. 733.

Wire Adjuster, curved, Fig. 733 . . . . . £0 6 0



FIG. 734.

Wire Adjuster, forked, Fig. 734 . . . . . 0 6 0

### OVARIOTOMY INSTRUMENTS.

Ovariotomy Case, as suggested by Mr. Spencer Wells :

Spencer Wells' large Clamp Forceps.

Ditto small ditto.

Brown's Clamp.

Spencer Wells' Ovariotomy Clamps, the set of three.

Vulsellum Forceps.

Two Matthews' Forceps.

Two Spencer Wells' Needle-holders.

Large Cyst Trocar, with three feet spiral tubing.

Trocar for tapping, with tube.

Hook with four sharp points.

Ditto two ditto.

Ecraseur.

Three pairs Improved Artery Forceps.

Three pairs Spencer Wells' ditto.

Three pairs Liston's ditto.

Long Spring Forceps.

Medium ditto.

Small ditto.

Forceps for cutting wire.

Malowsky's Cautery Forceps.

Pair Scissors, curved.

Two pair ditto, straight.

Four Scalpels.

Two Bistouries.

Three Dieffenbach's Artery Forceps.

Two Vulcanite Female Catheters.

Two dozen straight Needles.

Four skeins Silk-wire, Whipcord, &c.

The case complete, as above . . . . . 25 15 0

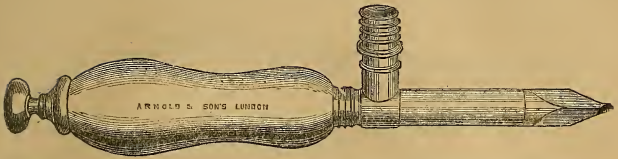


FIG. 735.

|                                                                             |   |   |   |    |    |   |
|-----------------------------------------------------------------------------|---|---|---|----|----|---|
| Ovariotomy Syphon Trocar, Spencer Wells', with side branch, small, Fig. 735 | . | . | . | £1 | 7  | 6 |
| Ditto ditto ditto medium                                                    | . | . | . | 1  | 12 | 6 |
| Ditto ditto ditto large                                                     | . | . | . | 2  | 0  | 0 |

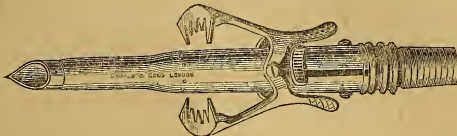


FIG. 736.

|                                                                                        |   |   |   |   |    |   |
|----------------------------------------------------------------------------------------|---|---|---|---|----|---|
| Ovariotomy Syphon Trocar, Spencer Wells', with hooks for securing the tumour, Fig. 736 | . | . | . | 2 | 2  | 0 |
| Forceps, serrated mouth                                                                | . | . | . | 0 | 13 | 0 |
| Ditto Matthieu's cross-action                                                          | . | . | . | 0 | 16 | 0 |
| Ovariotomy Hook, in ebony handle                                                       | . | . | . | 0 | 6  | 0 |
| Ovariotomy Clamp, Spencer Wells, with circular clip, to impinge the pedicle            | . | . | . | 3 | 10 | 0 |
| Ditto ditto for grasping the pedicle                                                   | . | . | . | 1 | 10 | 0 |
| Ditto Hutchinson's                                                                     | . | . | . | 0 | 17 | 6 |
| Ditto World's                                                                          | . | . | . | 0 | 15 | 0 |
| Ditto Baker Brown's                                                                    | . | . | . | 1 | 15 | 0 |
| Cautery Iron, Baker Brown's                                                            | . | . | . | 0 | 4  | 6 |
| Tumour Forceps, fenestrated                                                            | . | . | . | 0 | 12 | 0 |

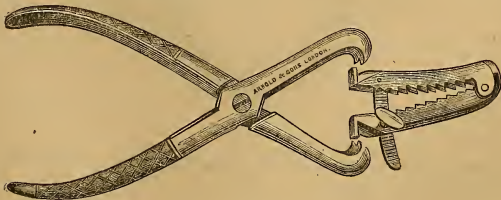


FIG. 737.

|                                                                       |   |   |   |   |    |   |
|-----------------------------------------------------------------------|---|---|---|---|----|---|
| Ovariotomy Clamp, Improved, (three), with forceps, complete, Fig. 737 | . | . | . | 2 | 10 | 0 |
|-----------------------------------------------------------------------|---|---|---|---|----|---|

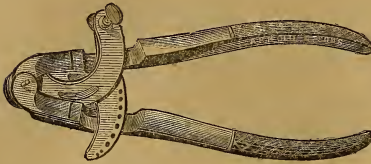


FIG. 738.

Ovariotomy Clamp, Spencer Wells' improved, with forceps and three clamps, Fig. 738 . . . . . £3 0 0  
 Arnold and Sons' Case, containing Ovariotomy Clamp, syphon Trocar, and two Cauterizing Irons . . . . . 2 10 0



**INSTRUMENTS FOR THE EAR AND NOSE.**

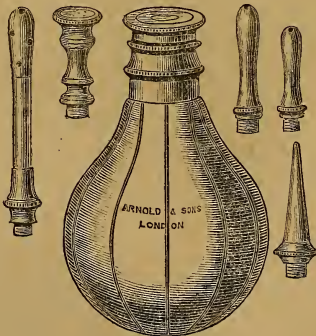


FIG. 739.

Arnold and Sons' Universal Syringe, Registered, Fig. 739 0 10 6

The above syringe has rectum, vaginal, eye, ear, nose pipes, &c., fitting one brass mount.

Artificial Tympanum, Toynee's . . . . . 0 1 0

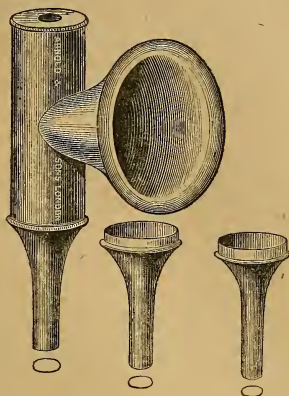


FIG. 740.

|                                                                                                                 |    |    |   |
|-----------------------------------------------------------------------------------------------------------------|----|----|---|
| Auroscope, Brunton's, with three Speculums, complete, in case, Fig. 740 . . . . .                               | £1 | 7  | 6 |
| Ditto Hinton's Compound, with lamp, complete, for examining the ear . . . . .                                   | 3  | 5  | 0 |
| Ditto Weber's, with reflecting Mirror, bi-convex lens, and three Ear Speculums, in case . . . . .               | 1  | 10 | 6 |
| Ditto Dr. Morison's Improved . . . . .                                                                          | 6  | 6  | 0 |
| Canula for Epistaxis, Bellocq's, with spring, plated . . . . .                                                  | 0  | 6  | 0 |
| Ditto ditto ditto silver . . . . .                                                                              | 0  | 7  | 6 |
| Case containing Arnold and Sons' 4 oz. brass Ear Syringe, spring Ear Channel, and plated Ear Speculum . . . . . | 1  | 1  | 0 |

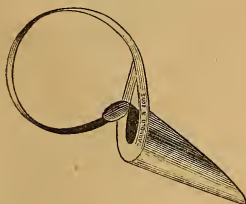


FIG. 741.

|                                                            |   |   |   |
|------------------------------------------------------------|---|---|---|
| Ear Channel, Arnold and Sons' Improved, Fig. 741 . . . . . | 0 | 4 | 6 |
| Ditto with rubber band . . . . .                           | 0 | 2 | 0 |

|                                                     |    |    |   |
|-----------------------------------------------------|----|----|---|
| Ear Douche, Lund's, complete . . . . .              | £1 | 1  | 0 |
| Ear Forceps, Arnold and Sons' fenestrated . . . . . | 0  | 7  | 0 |
| Ditto Avery's . . . . .                             | 0  | 16 | 0 |
| Ditto Hillman's bent . . . . .                      | 0  | 5  | 0 |
| Ditto Wilde's . . . . .                             | 0  | 5  | 6 |
| Ditto Toynbee's Angular . . . . .                   | 0  | 8  | 6 |




FIG. 742.

|                                                                  |   |    |   |
|------------------------------------------------------------------|---|----|---|
| Ear Forceps, Toynbee's Improved cross-action, Fig. 742 . . . . . | 0 | 14 | 0 |
| Ditto Yearsley's . . . . .                                       | 0 | 4  | 6 |
| Ear Scoop, Liston's . . . . .                                    | 0 | 2  | 6 |



FIG. 743.

|                                                                |   |   |   |
|----------------------------------------------------------------|---|---|---|
| Ear Scoop, Imray's, with fenestrated mouth, Fig. 743 . . . . . | 0 | 4 | 0 |
| Ditto ditto Double . . . . .                                   | 0 | 5 | 0 |

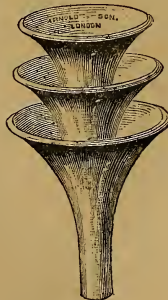


FIG. 744.

|                                                                                                     |   |    |   |
|-----------------------------------------------------------------------------------------------------|---|----|---|
| Ear Speculum, Arnold and Sons' Improved, electro silver plated, Fig. 744 . . . . . per set of three | 0 | 15 | 0 |
|-----------------------------------------------------------------------------------------------------|---|----|---|

They are made with a trumpet-shaped external opening, thereby facilitating the introduction of light; consequently greater illuminating and reflective power is gained.



FIG. 745.

|                                                            |       |              |                  |    |    |   |
|------------------------------------------------------------|-------|--------------|------------------|----|----|---|
| Ear Speculum, Toynbee's, the set of three, electro-plated, |       |              |                  | £0 | 10 | 6 |
| Fig. 745                                                   | .     | .            | .                | .  | .  | . |
| Ditto                                                      | ditto | stout silver | per set of three | 1  | 0  | 0 |

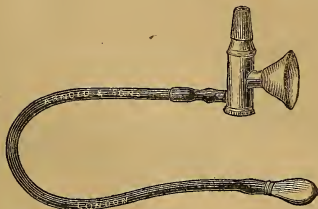


FIG. 746.

|                                             |             |       |   |   |   |   |
|---------------------------------------------|-------------|-------|---|---|---|---|
| Ear Speculum, Morison's Pneumatic, Fig. 746 | .           | .     | . | 2 | 2 | 0 |
| Ditto                                       | Voltolini's | ditto | . | . | . | . |
|                                             |             |       |   | 2 | 0 | 0 |

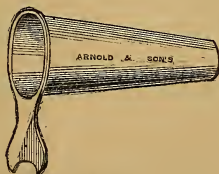


FIG. 747.

|                                                |       |              |   |   |    |   |
|------------------------------------------------|-------|--------------|---|---|----|---|
| Ear Speculum, Wilde's electro-plated, Fig. 747 | .     | .            | . | 0 | 8  | 6 |
| Ditto                                          | ditto | stout silver | . | . | .  | . |
|                                                |       |              |   | 0 | 17 | 6 |



FIG. 748.

|                                                    |       |              |   |   |    |   |
|----------------------------------------------------|-------|--------------|---|---|----|---|
| Ear Speculum, Yearsley's, electro-plated, Fig. 748 | .     | .            | . | 0 | 10 | 6 |
| Ditto                                              | ditto | stout silver | . | . | .  | . |
|                                                    |       |              |   | 1 | 0  | 0 |

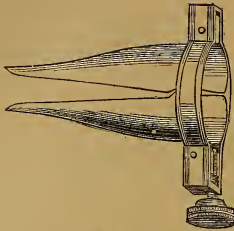


Fig. 749.

|                                                      |    |    |   |
|------------------------------------------------------|----|----|---|
| Ear Speculum, Arnold and Sons' screw-lever, Fig. 749 | £0 | 10 | 6 |
| Ditto ditto Spring                                   | 0  | 12 | 6 |



Fig. 750.

|                                                                     |   |    |   |
|---------------------------------------------------------------------|---|----|---|
| Ear Speculum, Kramer's, Fig. 750                                    | 0 | 10 | 6 |
| Ditto Pilcher's                                                     | 0 | 10 | 6 |
| Ditto Turner's, plated                                              | 0 | 10 | 6 |
| Ditto ditto silver                                                  | 1 | 0  | 0 |
| Ditto ivory, three sizes, in case, complete                         | 0 | 10 | 6 |
| Ear Syphon, Marshall's, with extra pipe for nose                    | 0 | 6  | 6 |
| Ditto with glass receiver and waste pipe, complete, in leather case | 0 | 8  | 0 |

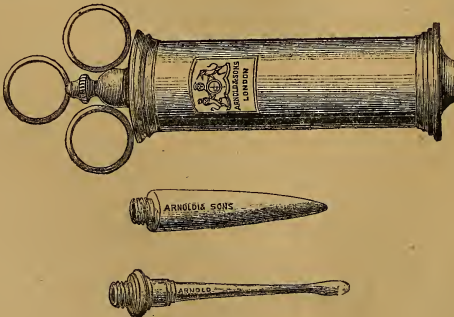


Fig. 751.

|                                                                                                                                                                                   |       |  |         |
|-----------------------------------------------------------------------------------------------------------------------------------------------------------------------------------|-------|--|---------|
| Ear Syringe, Arnold and Sons' portable, with brass rings for fingers (can be used with one hand), and fitted with Toynbee's or Abernethy's pipe, in leather case, 2 oz., Fig. 751 |       |  | £0 12 6 |
| Ditto ditto 4 oz.                                                                                                                                                                 |       |  | 0 14 0  |
| Ear Syringe, Arnold and Sons' Registered, with reversible pipe and brass cap                                                                                                      |       |  | 0 3 6   |
| Ditto with brass mounts, in leather case                                                                                                                                          |       |  | 0 4 6   |
| Ditto india-rubber, 1 oz.                                                                                                                                                         |       |  | 0 1 6   |
| Ditto ditto 2 oz.                                                                                                                                                                 |       |  | 0 2 0   |
| Ditto ditto Arnold and Sons' brass, best quality,                                                                                                                                 |       |  |         |
|                                                                                                                                                                                   | 1 oz. |  | 0 4 6   |
| Ditto ditto ditto                                                                                                                                                                 | 2 oz. |  | 0 5 6   |
| Ditto ditto ditto                                                                                                                                                                 | 4 oz. |  | 0 8 0   |
| Ditto ditto, with extra large rim, 1 oz.                                                                                                                                          |       |  | 0 6 0   |
| Ditto ditto ditto 2 oz.                                                                                                                                                           |       |  | 0 8 0   |
| Ditto ditto ditto 4 oz.                                                                                                                                                           |       |  | 0 10 0  |
| Ditto ditto portable, containing (in the piston rod) three ivory pipes, 4 oz.                                                                                                     |       |  | 0 10 0  |



FIG. 752.

|                                                                                                              |  |  |        |
|--------------------------------------------------------------------------------------------------------------|--|--|--------|
| Epistaxis Portable Silver Catheter, Probe, Director, and Gunshot Probe, Shuter's, in case complete, Fig. 752 |  |  | 0 12 6 |
| Eustachian Catheter, Kramer's silver                                                                         |  |  | 0 6 0  |
| Ditto Pilcher's ditto                                                                                        |  |  | 0 8 0  |



FIG. 753.

|                                                                                                                                               |                          |
|-----------------------------------------------------------------------------------------------------------------------------------------------|--------------------------|
| Flexible Conversation Tube, common                                                                                                            | £0 5 0                   |
| Ditto with elastic spiral wire tubing,<br>covered mohair and ebony mounts                                                                     | 9s. 6d., 12s. 6d. 0 15 0 |
| Ditto tube silk covered                                                                                                                       | 12s. 6d. 1 1 0           |
| Ditto with best quality ivory mounts,<br>15s., 21s.                                                                                           | 1 10 0                   |
| Arnold and Sons' Improved, with extra large ivory mounts<br>and conical tube, collecting and conveying the sound<br>more distinctly, Fig. 753 | 30s. 2 2 0               |



FIG. 754.

|                                                                              |        |
|------------------------------------------------------------------------------|--------|
| Forceps, Matthieu's, for extracting foreign bodies from<br>the ear, Fig. 754 | 0 10 6 |
| Hearing Cornets . . . . . per pair, 9s. to                                   | 0 14 0 |

These Instruments are arranged by means of a sliding spring, which can be at once adjusted to the size required.



FIG. 755.

|                                     |               |
|-------------------------------------|---------------|
| Hearing Trumpet, Curtis's, Fig. 755 | 8s. to 0 14 0 |
|-------------------------------------|---------------|



FIG. 756.

|                                              |                |
|----------------------------------------------|----------------|
| Hearing Trumpet, Curtis's Portable, Fig. 756 | 9s. 6d. 0 12 6 |
|----------------------------------------------|----------------|

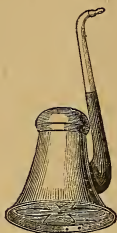


FIG. 757.

Hearing Trumpet, Portable, very powerful, Fig. 757  
9s. 6d. £0 12 6



FIG. 758.

|                                                 |        |        |
|-------------------------------------------------|--------|--------|
| Hearing Trumpet, Martineu's, Fig. 758 . . . . . | 9s. to | 0 14 0 |
| Ditto plain pattern . . . . .                   |        | 0 2 6  |
| Ditto ditto, to slide . . . . .                 |        | 0 3 6  |



FIG. 759.

|                                                                                                                                                                                                                                                                                   |               |
|-----------------------------------------------------------------------------------------------------------------------------------------------------------------------------------------------------------------------------------------------------------------------------------|---------------|
| Hearing Trumpet, with two slides, as Fig. 759 . . . . .                                                                                                                                                                                                                           | 0 6 6         |
| Ditto vulcanite . . . . .                                                                                                                                                                                                                                                         | 3s. 0 5 6     |
| Heath's Syphon Douche for injecting the nose . . . . .                                                                                                                                                                                                                            | 3s. 6d. 0 7 6 |
| M. Leroy D'Etiolle's Instrument for extracting foreign bodies from the ear . . . . .                                                                                                                                                                                              | 1 1 0         |
| Morocco case, lined silk velvet, containing three silver Ear Speculums; three Eustachian Catheters, silver; extra large Reflector, with metal swing frame and adjusting screw, to arrange at any angle; Universal Handle for ditto; pair Ear Forceps. The set, complete . . . . . | 3 10 0        |

|                                                                                  |    |    |   |
|----------------------------------------------------------------------------------|----|----|---|
| Nasal Catheter, Kramer's elastic . . . . .                                       | £0 | 3  | 0 |
| Nasal Catheters, ditto with bottle, complete, in case . . . . . per set of three | 0  | 12 | 6 |
| Nasal Douche, Arnold and Sons' Improved Syphon . . . . .                         | 0  | 5  | 0 |
| Nasal Speculum, Arnold and Sons' Improved, gilt . . . . .                        | 0  | 10 | 6 |
| Otoscope, Allen's . . . . .                                                      | 0  | 3  | 0 |
| Ditto Toynbee's . . . . .                                                        | 0  | 10 | 6 |



FIG. 760.

|                                     |     |   |   |   |
|-------------------------------------|-----|---|---|---|
| Polypus Forceps, Fig. 760 . . . . . | 5s. | 0 | 7 | 6 |
|-------------------------------------|-----|---|---|---|

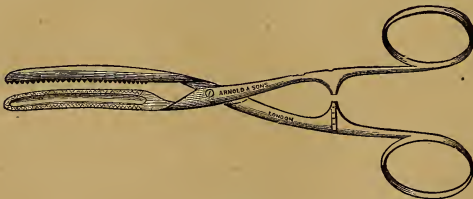


FIG. 761.

|                                                          |   |   |   |
|----------------------------------------------------------|---|---|---|
| Polypus Forceps, Improved, with rack, Fig. 761 . . . . . | 0 | 9 | 6 |
|----------------------------------------------------------|---|---|---|

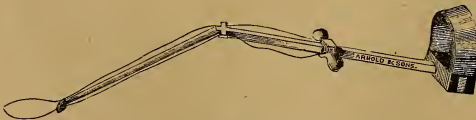


FIG. 762.

|                                          |   |    |   |
|------------------------------------------|---|----|---|
| Polypus Snare, Wylde's . . . . .         | 0 | 15 | 0 |
| Ditto ditto Improved, Fig. 762 . . . . . | 1 | 1  | 0 |
| Syringe for injecting the nose . . . . . | 0 | 2  | 6 |

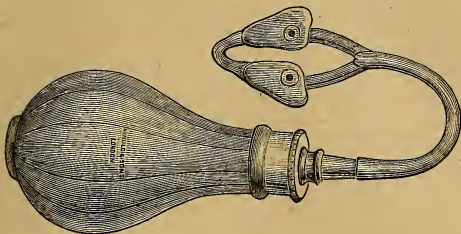


FIG. 763.

Politzer's Apparatus for passing air through the Eustachian tube, modified by Dr. Allen, Fig. 763 . . . £0 15 0

ELASTIC ENEMAS.

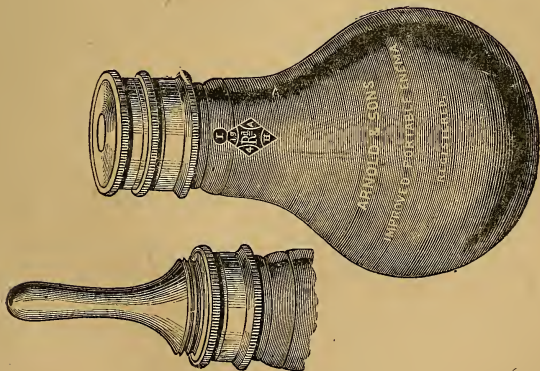


FIG. 764.

Arnold and Sons' Improved Portable Enema, Registered, as Fig. 764.

| 2 oz. | 4 oz. | 8 oz. | 12 oz. | 16 oz. |                                 |
|-------|-------|-------|--------|--------|---------------------------------|
| 3/6   | 4/6   | 5/-   | 5/9    | 7/6    | fitted with brass mounts.       |
| 3/-   | 3/9   | 4/6   | 5/-    | 7/-    | fitted with white metal mounts. |

Extract from the *Lancet*, August 26th, 1871, p. 295.—“There are many

advantages in such an instrument. There is little liability of its getting out of repair. The instruments are fitted in various ways, and answer equally well as an enema or vaginal syringe."

Extract from the *British Medical Journal*, August 26th, 1871, p. 235.—  
"Messrs. Arnold and Sons, of 35 and 36, West Smithfield, London, have brought out an excellent enema syringe, which consists of an india-rubber bottle fitted with a reversible pipe and mount, to which a cap is arranged, so that the enema can be carried about full of fluid ready for use."

Extract from the *Medical Times and Gazette*, August 19th, 1871, p. 236.—  
"The advantages of such an instrument will be at once seen, as there is no possibility of its getting out of repair. The mounts are made of brass, and carefully tinned on the inner side and every part which comes in contact with the fluid, so as to prevent the possibility of corrosion."

Extract from the *Medical Press and Circular*, August 30th, 1871, p. 191.—  
"One of those simple improvements that, when once tried, excite surprise that they were not thought of before, has been made by Messrs. Arnold and Sons in the elastic enema apparatus. We very strongly recommend this instrument, which is sure to please all who try it."

Elastic Enema, of very superior india-rubber :

|       |        |        |        |        |
|-------|--------|--------|--------|--------|
| 1 oz. | 2 oz.  | 3 oz.  | 4 oz.  | 6 oz.  |
| 2/-   | 2/3    | 3/-    | 3/9    | 4/3    |
| 8 oz. | 10 oz. | 12 oz. | 14 oz. | 16 oz. |
| 4/9   | 5/3    | 5/6    | 6/-    | 6/6    |

Elastic Enema, fitted with elastic gum Rectum Tube, and metal mounts :

|       |        |        |        |        |
|-------|--------|--------|--------|--------|
| 1 oz. | 2 oz.  | 3 oz.  | 4 oz.  | 6 oz.  |
| 3/6   | 4/-    | 4/6    | 5/3    | 5/6    |
| 8 oz. | 10 oz. | 12 oz. | 14 oz. | 16 oz. |
| 6/-   | 6/6    | 7/3    | 7/6    | 8/-    |

Elastic Enema, Gowland's, with electro-plated mount, stopcock, and elastic gum web tube . . . . . £0 9 6

Arnold and Sons' Improved Vaginal Syringe, Registered :

|       |       |        |        |                                 |
|-------|-------|--------|--------|---------------------------------|
| 4 oz. | 8 oz. | 12 oz. | 16 oz. |                                 |
| 5/-   | 5/6   | 6/3    | 8/-    | fitted with brass mounts.       |
| 4/6   | 5/-   | 5/6    | 7/6    | fitted with white metal mounts. |

Elastic Vaginal Syringe, of very superior india-rubber, fitted with brass mounts :

|       |       |       |        |        |        |        |
|-------|-------|-------|--------|--------|--------|--------|
| 4 oz. | 6 oz. | 8 oz. | 10 oz. | 12 oz. | 14 oz. | 16 oz. |
| 4/9   | 5/3   | 5/9   | 6/3    | 6/6    | 7/-    | 7/6    |

Elastic Vaginal Syringe (Dr. Bird's), fitted with brass mounts and elastic gum vaginal tube :

|       |       |        |        |
|-------|-------|--------|--------|
| 4 oz. | 8 oz. | 12 oz. | 16 oz. |
| 5/-   | 5/6   | 6/6    | 7/6    |

Children's Elastic Syringe :

|       |        |       |       |
|-------|--------|-------|-------|
| 1 oz. | 1½ oz. | 2 oz. | 3 oz. |
| 1/3   | 1/6    | 2/-   | 3/-   |

Vaginal Syringe, with stopcock and elastic pipe . . . . . 0 12 0  
Ditto ditto and two pipes . . . . . 0 13 6



FIG. 765.

|                                                                     |            |                               |    |   |   |
|---------------------------------------------------------------------|------------|-------------------------------|----|---|---|
| Urethral Syringe, Elastic, Arnold and Sons' Registered,<br>Fig. 765 |            |                               | £0 | 3 | 6 |
| Ditto                                                               | ditto      | plain, 1 oz.                  | 0  | 1 | 6 |
| Ditto                                                               | ditto      | ditto, 2 oz.                  | 0  | 2 | 6 |
| Ditto                                                               | ditto      | with elastic gum tube         | 0  | 1 | 6 |
| Ditto                                                               | Durham's,  | with vulcanite tube, complete | 0  | 5 | 0 |
| Ditto                                                               | Marshall's | ditto                         | 0  | 7 | 0 |
| Ditto                                                               | Teevan's   |                               | 0  | 8 | 6 |
| Hydrocele Syringe, Elastic, with stopcock                           |            |                               | 0  | 7 | 6 |

URINOMETERS, TEST GLASSES, ETC.

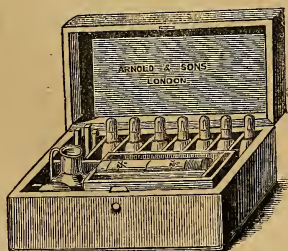


FIG. 766.

Arnold and Sons' Urinary Cabinet, containing Urino-  
meter ; Trial Glass ; Thermometer : Test Tubes ; Spirit  
Lamp (capped); one Glass Bottle (capped); Test Papers,  
&c. ; in morocco case, complete . . . . . 1 7 6

Beale's Urinary Cabinet, containing Urinometer, graduated measure, pipette; Precipitate Washer; Stirring Rod; Watch Glasses: Test Tubes; Tube Holder; Test Papers; Microscopic Slide; thin Glass, Glass Spirit Lamp, with wire ring; eight Capped Bottles; for the following reagents: Nitric Acid, Acetic Acid, Ammonia, Potash, Nitrate Barytes, Nitrate Silver, Oxalate Ammonia. Complete, Fig. 766. . . . . £2 5 0




FIG. 767

|                                                                                                                                                                                                      |   |    |   |
|------------------------------------------------------------------------------------------------------------------------------------------------------------------------------------------------------|---|----|---|
| Prout's Urinometer Case, containing Urinometer; Trial Glass; Thermometer; Test Tubes; Spirit Lamp (capped); three Bottles (capped); and Glass Pipette. Complete, in leather case, Fig. 767 . . . . . | 1 | 10 | 0 |
| Mahogany Case, containing Urinometer; Trial Glass; Test Tubes; Thermometer; three large Capped Bottles for acids; Spirit Lamp (capped); Pipette; Litmus and Turmeric Papers. Complete . . . . .      | 1 | 17 | 6 |
| Leather Case, containing Urinometer and Trial Glass . . . . .                                                                                                                                        | 0 | 7  | 6 |
| Morocco Case, containing Urinometer, Thermometer, and Graduated Trial Glass . . . . .                                                                                                                | 0 | 13 | 0 |
| Ditto ditto with Test Tubes, Litmus and Turmeric Paper . . . . .                                                                                                                                     | 0 | 15 | 6 |
| Urinometer . . . . .                                                                                                                                                                                 | 0 | 3  | 6 |
| Ditto Arnold and Sons' Improved, with indelible markings . . . . .                                                                                                                                   | 0 | 5  | 0 |
| Ditto Patent Vulcanite . . . . .                                                                                                                                                                     | 0 | 7  | 6 |
| Ditto ditto with graduated Trial Glass, complete, in case . . . . .                                                                                                                                  | 0 | 12 | 6 |
| Ditto Metal, electro-gilt . . . . .                                                                                                                                                                  | 0 | 12 | 6 |
| Ditto ditto in case . . . . .                                                                                                                                                                        | 0 | 13 | 6 |
| Ditto Silver ditto ditto . . . . .                                                                                                                                                                   | 1 | 1  | 0 |
| Thermometer, superior . . . . .                                                                                                                                                                      | 0 | 4  | 6 |

|                                                       |         |   |      |
|-------------------------------------------------------|---------|---|------|
| Graduated Test Glass . . . . .                        | £0      | 1 | 3    |
| Ditto with feet . . . . .                             | 0       | 1 | 6    |
| Litmus Papers . . . . . per book                      | 0       | 0 | 2    |
| Turmeric ditto . . . . . ditto                        | 0       | 0 | 2    |
| Test Tubes . . . . . per nest                         | 0       | 0 | 8    |
| Lenses, Coddington's, very superior, in metal frames, | 7s. 6d. | 0 | 10 6 |
| Ditto Stanhope, in ivory . . . . . 4s.                | 0       | 5 | 0    |




FIG. 768.

|                                                                                                                                                                                                                                                                                                                                                                                                                                                                                          |   |   |   |
|------------------------------------------------------------------------------------------------------------------------------------------------------------------------------------------------------------------------------------------------------------------------------------------------------------------------------------------------------------------------------------------------------------------------------------------------------------------------------------------|---|---|---|
| Arnold and Sons' Mahogany Urinary Stand, with drawer containing four stoppered Bottles, Spirit Lamp, six Test Tubes, Trial Glass, Urinometer, Litmus and Turmeric Papers, &c., Fig. 768 . . . . .                                                                                                                                                                                                                                                                                        | 1 | 1 | 0 |
| Arnold and Sons' Mahogany Test-Stand, containing Urinometer, Trial Glass, Thermometer, Chalk's Drop Bottle, Pipette, Stirring Rod, Watch Glasses, Microscopic Slides, Thin Glass, six Test Tubes, Tube Holder, glass Spirit Lamp, seven stoppered Bottles for the following reagents: Nitric Acid, Acetic Acid, Potash, Nitrate of Barytes, Ammonia, Oxalate of Ammonia, and Nitrate of Silver, Brass Forceps, Platinum Foil and Wire Blow-pipe, Litmus and Turmeric Papers, &c. . . . . | 2 | 0 | 0 |



## TREPHINING, NECROSIS, AND RESECTION INSTRUMENTS.

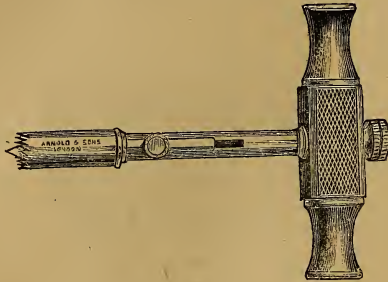


FIG. 769.

- Mahogany case, containing two Trephines (large and small), Hey's Skull Saw, Elevator and Skull Forceps, strong Scalpel (scale tang), Trephine Brush. The set, complete . . . . . £2 2 0
- Superior Mahogany Case, brass bound and lined silk velvet, containing three superior Trephines, Hey's Skull Saw, Elevator and Skull Forceps, strong Scalpel (scale tang), Trephine brush. The set, complete . . . . . 3 0 0
- Mahogany Necrosis Case, brass bound, lined silk velvet, containing Fergusson's Saw (folding back), Chain Saw, two pairs Fergusson's bone Forceps, three Hey's Skull Saws, Fergusson's Lion Forceps, straight Necrosis Forceps, curved Necrosis Forceps, curved Gouge, Gouge Forceps, two straight Gouges, two Marshall's Osteotribes, Necrosis Trephine, blunt and sharp Hooks, three Scalpels, Scale Tang Scalpel. The set, complete . . . . . 8 8 0
- Arnold and Sons' complete Case in mahogany, brass bound, and lined silk velvet, for Amputating, Trepanning, and Necrosis, containing Butcher's Saw with spare blade, Amputating Saw, Fergusson's Saw with folding back, straight Fergusson's bone Forceps, curved ditto ditto, Fergusson's Lion Forceps, two Gouges, broad and narrow, pair Gouge Forceps, Marshall's Osteotribe, Chisel, two Trephines, Necrosis Trephine, two Necrosis For-

ceps, Hey's Skull Saw, Lenticular, two Elevators, Skull Forceps, Trepine Brush, three Amputating Knives, Catlin, two Finger Knives, strong Scalpel, three Scalpels, Liston's Artery Forceps, Spring Forceps, two Dieffenbach's Artery Forceps, Tenaculum, Tourniquet

|                                                      |     |    |   |
|------------------------------------------------------|-----|----|---|
| Needles, Silk. Complete . . . . .                    | £14 | 0  | 0 |
| Trepine, small, medium, and large . . . . . each     | 0   | 10 | 0 |
| Semicircular Trepine . . . . .                       | 0   | 10 | 0 |
| Two Trepines, fitting one handle (ebony) . . . . .   | 0   | 17 | 6 |
| Ditto in ivory handle . . . . .                      | 1   | 1  | 0 |
| Three Trepines, fitting one handle (ebony) . . . . . | 1   | 5  | 6 |
| Ditto in ivory . . . . .                             | 1   | 10 | 0 |
| Gouge Forceps, Luer's, for resection . . . . .       | 0   | 12 | 0 |
| Ditto Hoffman's ditto . . . . .                      | 0   | 17 | 6 |
| Ditto ditto curved, ditto . . . . .                  | 0   | 17 | 6 |

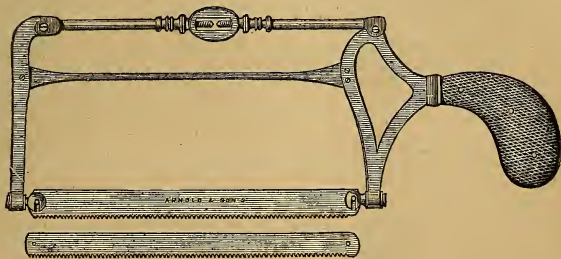


FIG. 770.

|                                                |   |    |   |
|------------------------------------------------|---|----|---|
| Butcher's Saw for excision, Fig. 770 . . . . . | 1 | 15 | 0 |
|------------------------------------------------|---|----|---|

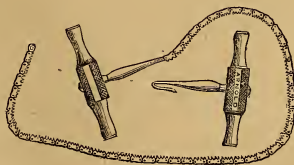


FIG. 771.

|                               |   |    |   |
|-------------------------------|---|----|---|
| Chain Saw, Fig. 771 . . . . . | 1 | 10 | 0 |
| Ditto very superior . . . . . | 2 | 0  | 0 |



FIG. 772.

|                                                                                   |  |  |          |    |    |   |
|-----------------------------------------------------------------------------------|--|--|----------|----|----|---|
| Bone Forceps, Sir W. Fergusson's straight, circular joints,<br>Fig. 772 . . . . . |  |  |          | £0 | 10 | 6 |
| Ditto ditto curved ditto . . . . .                                                |  |  |          | 0  | 12 | 6 |
| Ditto ditto oblique ditto . . . . .                                               |  |  |          | 0  | 12 | 6 |
| Ditto Liston's 7s. 6d., 8s. 6d., 9s. 6d., 11s. 6d., . . . . .                     |  |  |          | 0  | 13 | 6 |
| Ditto small size, plain joint . . . . .                                           |  |  |          | 0  | 5  | 0 |
| Lion Forceps, Sir W. Fergusson's . . . . .                                        |  |  | 7s. 6d., | 0  | 9  | 6 |
| Elevator, plain! . . . . .                                                        |  |  |          | 0  | 3  | 0 |
| Ditto with handle . . . . .                                                       |  |  |          | 0  | 3  | 6 |



FIG. 773.

|                                                 |  |  |  |   |   |   |
|-------------------------------------------------|--|--|--|---|---|---|
| Chisels, straight (various), Fig. 773 . . . . . |  |  |  | 0 | 3 | 6 |
|-------------------------------------------------|--|--|--|---|---|---|



FIG. 774.

|                                                                  |  |  |      |   |    |   |
|------------------------------------------------------------------|--|--|------|---|----|---|
| Gouges, straight, Fig. 774 . . . . .                             |  |  |      | 0 | 3  | 0 |
| Ditto curved, right and left . . . . .                           |  |  | each | 0 | 3  | 6 |
| Necrosis Forceps, plain straight . . . . .                       |  |  |      | 0 | 5  | 6 |
| Ditto curved . . . . .                                           |  |  |      | 0 | 6  | 0 |
| Ditto double joints . . . . .                                    |  |  |      | 0 | 7  | 6 |
| Skull Saw, Hey's . . . . .                                       |  |  |      | 0 | 5  | 0 |
| Skull Forceps . . . . .                                          |  |  |      | 0 | 4  | 6 |
| Strong Scalpel . . . . .                                         |  |  |      | 0 | 2  | 6 |
| Jaw Saw, with blades of various widths . . . . .                 |  |  |      | 0 | 5  | 0 |
| Ditto ditto jointed back . . . . .                               |  |  |      | 0 | 8  | 6 |
| Antrum Perforator . . . . .                                      |  |  | 4s.  | 0 | 6  | 6 |
| Osteotomes, Marshall's, three sizes, in case, complete . . . . . |  |  |      | 0 | 15 | 0 |
| Lenticulars . . . . .                                            |  |  |      | 0 | 4  | 6 |
| Liston's Screw Probe . . . . .                                   |  |  |      | 0 | 3  | 0 |
| Trephine Brush . . . . .                                         |  |  |      | 0 | 1  | 0 |

## SYRINGES, METAL AND GLASS.

Glass Syringes, Male or Female, best quality, per dozen :

|       |       |       |        |       |       |       |
|-------|-------|-------|--------|-------|-------|-------|
| ¼ oz. | ½ oz. | 1 oz. | 1½ oz. | 2 oz. | 3 oz. | 4 oz. |
| 3/-   | 3/6   | 5/-   | 7/6    | 10/6  | 15/-  | 20/-  |

Glass Syringes, Male or Female, best quality, in best boxwood cases, per doz. :

|       |       |       |        |       |       |       |
|-------|-------|-------|--------|-------|-------|-------|
| ¼ oz. | ½ oz. | 1 oz. | 1½ oz. | 2 oz. | 3 oz. | 4 oz. |
| 8/-   | 10/-  | 14/6  | 17/6   | 22/-  | 30/-  | 48/-  |

Glass Syringes, Male or Female, best quality, in strong leather cases, per doz. :

|       |       |       |        |       |
|-------|-------|-------|--------|-------|
| ¼ oz. | ½ oz. | 1 oz. | 1½ oz. | 2 oz. |
| 6/6   | 8/6   | 12/-  | 15/6   | 18/-  |

Metal Male or Female Syringes, best quality, per dozen :

|       |       |       |       |       |
|-------|-------|-------|-------|-------|
| ¼ oz. | ½ oz. | 1 oz. | 2 oz. | 3 oz. |
| 3/-   | 4/-   | 5/-   | 9/-   | 12/-  |

|                             |                                                                         |        |         |    |    |   |
|-----------------------------|-------------------------------------------------------------------------|--------|---------|----|----|---|
| Female Syringe,             | Clark's Glass                                                           | . . .  | 2s. 6d. | £0 | 3  | 0 |
| Ditto                       | Clark's Metal, 2 oz.                                                    | . . .  | . . .   | 0  | 1  | 6 |
| Ditto                       | ditto                                                                   | 4 oz.  | . . .   | 0  | 3  | 0 |
| Ditto                       | Vance's                                                                 | . . .  | 1s. 6d. | 0  | 2  | 0 |
| Ditto                       | Hamilton's Glass                                                        | . . .  | 2s. 6d. | 0  | 3  | 0 |
| Ditto                       | Hamilton's Metal, 3 oz.                                                 | . . .  | . . .   | 0  | 2  | 6 |
| Ditto                       | ditto                                                                   | 4 oz.  | . . .   | 0  | 3  | 6 |
| Ditto                       | Improved brass, with elastic pipe                                       | . . .  | . . .   | 0  | 7  | 6 |
| Ditto                       | Arnold and Sons' Improved brass, with three finger rings and metal pipe | . . .  | . . .   | 0  | 12 | 6 |
| Sponge Syringe,             | Locock's                                                                | . . .  | . . .   | 0  | 3  | 6 |
| Enema, Metal, best quality, | 2 oz.                                                                   | . . .  | . . .   | 0  | 2  | 0 |
| Ditto ditto                 | ditto                                                                   | 4 oz.  | . . .   | 0  | 3  | 6 |
| Ditto ditto                 | ditto                                                                   | 8 oz.  | . . .   | 0  | 6  | 0 |
| Ditto ditto                 | ditto                                                                   | 16 oz. | . . .   | 0  | 8  | 0 |
| Ditto                       | Arnold and Sons' Improved brass, best quality,                          | . . .  | 4 oz.   | 0  | 7  | 6 |
| Ditto                       | ditto                                                                   | ditto  | 8 oz.   | 0  | 12 | 6 |
| Ditto                       | ditto                                                                   | ditto  | 16 oz.  | 0  | 17 | 6 |

## GALVANIC BATTERIES, &amp;c.




FIG. 775.

|                                                                                              |    |    |   |
|----------------------------------------------------------------------------------------------|----|----|---|
| Electro-Magneto Machine, on marble stand . . . . .                                           | £1 | 0  | 0 |
| Ditto ditto plated . . . . .                                                                 | 1  | 5  | 0 |
| Ditto in box, complete . . . . .                                                             | 1  | 1  | 0 |
| Electro-Magneto Machine, in mahogany case, very powerful, Fig. 775 . . . . .                 | 1  | 10 | 0 |
| Ditto with all modern improvements, in mahogany case, very powerful . . . . .                | 1  | 15 | 0 |
| Electro-Magneto Machine, with strong circular magnet . . . . .                               | 2  | 0  | 0 |
| Ditto ditto very superior . . . . .                                                          | 2  | 12 | 6 |
| Ditto worked by means of the foot, thereby leaving both hands of the operator free . . . . . | 3  | 3  | 0 |
| Electro-Magnetic Battery, Gaiffe's . . . . .                                                 | 2  | 10 | 0 |

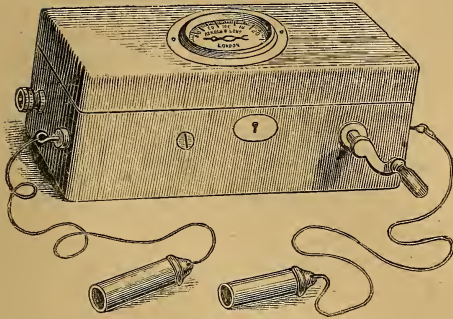


FIG. 776.

Arnold and Sons' Electro-Magneto Machine, with improved magnetic dial indicator, Fig. 776 . . . . . £2 2 0

By means of a regulating dial on the top of a cabinet, the operator is enabled to gradually increase or decrease the power of the battery as required, and the strength of the current being recorded on the dial.




FIG. 777.

Arnold and Sons' Improved self-acting Electro-Magneto Machine, complete, Fig. 777 . . . . . 6 6 0



FIG. 778.

Mr. Cattlin's Apparatus for Galvanic Battery, Fig. 778 . £0 15 0

Extract from Mr. Cattlin's report in vol. iii, No. 6, of *Odontological Society*.—  
 "A new Portable Battery, invented by Messrs. Arnold and Sons, of West Smithfield. At my suggestion they have adapted a spring with two plates, for the purpose of instantly conveying a galvanic current to any part of the human body, in case of suspended animation, under the use of anæsthetics. . . . I have tried the effect of this instrument upon the lower animals, and have found its action to be very perfect."




FIG. 779.

Arnold and Sons' Improved portable Bichromate Battery

Fig. 779 . . . . . 4 4 0

By a simple mechanical arrangement the zinc plate can at once be withdrawn

from the solution, and the action is thereby suspended. It can be left for any time without exhausting the plates; when required for use again, by simply letting down the zinc plate the action is immediately resumed. The current is easily regulated and almost continuous. The solution will last a length of time, is inexpensive, and can be renewed without trouble.




FIG. 780.

Arnold and Sons' Portable Battery, with glass cell and improved regulating gauge, complete, in mahogany case, very portable and powerful, Fig. 780 . . . . .£4 0 0

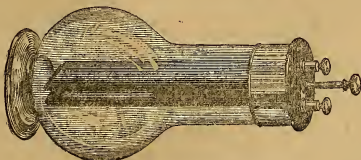


FIG. 781.

|                                     |           |        |
|-------------------------------------|-----------|--------|
| Bichromate Battery, No. 1, Fig. 781 | . . . . . | 0 12 6 |
| Ditto No. 2                         | . . . . . | 0 15 0 |
| Ditto No. 3                         | . . . . . | 1 0 0  |

Bichromate Battery consists of a glass vessel containing two plates of carbon

and one of zinc. Dissolve two ounces of bichromate of potash into one pint of water, using heat to hasten the solution, and when cold add one ounce of sulphuric acid.

|                                     |    |    |   |
|-------------------------------------|----|----|---|
| Bunsen's Battery, 4 × 3 . . . . .   | £0 | 5  | 0 |
| Ditto 5 × 3 $\frac{1}{2}$ . . . . . | 0  | 6  | 6 |
| Ditto 7 × 3 $\frac{1}{2}$ . . . . . | 0  | 8  | 6 |
| Ditto 9 × 4 $\frac{1}{4}$ . . . . . | 0  | 12 | 6 |

Bunsen's Battery consists of an earthen jar, into which is placed a hollow cylinder of zinc, and inside this a porous tube and carbon plate.

|                                                           |   |    |   |
|-----------------------------------------------------------|---|----|---|
| Conductor for applying galvanism to the bladder . . . . . | 0 | 10 | 6 |
| Ditto ditto for the ear . . . . .                         | 0 | 5  | 0 |
| Ditto ditto ditto uterus . . . . .                        | 0 | 4  | 6 |
| Ditto ditto ditto spine . . . . .                         | 0 | 6  | 6 |
| Ditto ditto ditto throat . . . . .                        | 0 | 10 | 6 |
| Ditto ditto ditto feet . . . . .                          | 0 | 5  | 0 |
| Ditto ditto ditto teeth . . . . .                         | 0 | 5  | 0 |

|                                                    |   |    |   |
|----------------------------------------------------|---|----|---|
| Daniel's Battery, copper cylinder, 6 × 3 . . . . . | 0 | 7  | 6 |
| Ditto ditto 9 × 3 . . . . .                        | 0 | 10 | 0 |
| Ditto ditto 12 × 3 . . . . .                       | 0 | 18 | 0 |

|                                                                                                                   |   |    |   |
|-------------------------------------------------------------------------------------------------------------------|---|----|---|
| A set of six Batteries, 6 × 3, in mahogany tray, with quantity and intensity connections, &c., complete . . . . . | 2 | 10 | 0 |
| Ditto ditto ditto 9 × 3 . . . . .                                                                                 | 3 | 10 | 0 |
| Ditto ditto ditto 12 × 3 . . . . .                                                                                | 5 | 10 | 0 |

Daniel's Constant Battery consists of a cylindrical copper vessel, in which is placed a porous earthen tube, containing a rod of zinc amalgamated with mercury. Sulphuric acid one part to ten of water, which is to be put into the porous tube, and a saturated solution of sulphate of copper into the copper vessel.

|                                                                                                   |   |    |   |
|---------------------------------------------------------------------------------------------------|---|----|---|
| Smee's Pint Batteries, set of six in mahogany tray, arranged for quantity and intensity . . . . . | 2 | 10 | 0 |
| Ditto Quart ditto ditto . . . . .                                                                 | 3 | 5  | 0 |
| Ditto Pint Batteries, with ratchet arrangement, in mahogany, complete . . . . .                   | 3 | 10 | 0 |
| Ditto Quart ditto . . . . .                                                                       | 4 | 10 | 0 |

The great superiority of this battery consists in the little trouble required to put it in action, and the immense power obtained. Sulphuric acid one part to seven of water.

|                                                                                                                             |                    |   |    |   |
|-----------------------------------------------------------------------------------------------------------------------------|--------------------|---|----|---|
| Grove's Nitric Acid Battery, with double amalgamated zinc plate, platinum plate, porous pot, and porcelain trough . . . . . | 7s. 6d., 10s. 6d., | 0 | 12 | 6 |
| A set of six batteries, complete, in mahogany tray . . . . .                                                                |                    | 2 | 10 | 0 |
| Ditto eight ditto, with quantity and intensity connections . . . . .                                                        |                    | 5 | 0  | 0 |

Grove's Platinum Battery consists of a platinum plate placed into a flat porous earthen cell, surrounded with a double plate of amalgamated zinc, the whole

enclosed in a porcelain vessel. Nitric acid is placed in the porous pot in contact with the platinum, and dilute sulphuric acid in contact with the zinc.



FIG. 782.

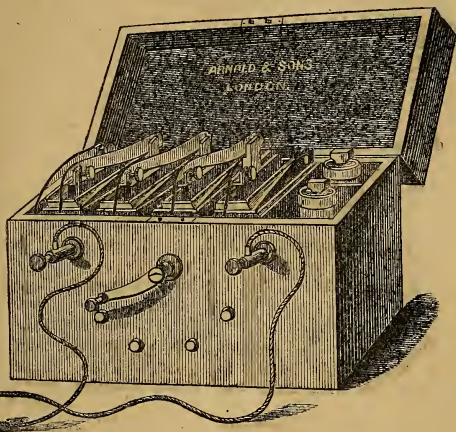


FIG. 783.

Galvanic Cautery Battery, Arnold and Sons' Improved, in box, complete (without Ecraseur), Fig. 783 . . . £7 0 0  
 Galvanic Ecraseur, with curved and straight ends, platinum wire, &c., complete, in morocco case, Fig. 782 . . . 4 4 0



FIG. 784.

Gaiffe's Improved Chloride of Silver Medical Battery,  
 small size, in mahogany, Fig. 784 . . . 1 15 0  
 Ditto, large size, in ebonite box, with accessories nickelled 3 10 0  
 Ditto, small, in square mahogany box, for Hospital use 2 10 0  
 Ditto, large, ditto ditto 3 10 0

|                                                                                                                                                                                                                                               |         |
|-----------------------------------------------------------------------------------------------------------------------------------------------------------------------------------------------------------------------------------------------|---------|
| Gaiffe's Medical Sulphate of Mercury Battery, small size                                                                                                                                                                                      | £1 10 0 |
| Ditto ditto large size                                                                                                                                                                                                                        | 1 15 0  |
| Mackenzie's Conductors for the throat . . . per pair                                                                                                                                                                                          | 1 1 0   |
| Pulvermacher's Chain Bands.                                                                                                                                                                                                                   |         |
| No. 0, full electric power, 36, applicable for limbs . . .                                                                                                                                                                                    | 1 2 0   |
| 1, less power 30, for the limbs and stomach                                                                                                                                                                                                   | 1 18 0  |
| 2, medium power, 24, for ditto                                                                                                                                                                                                                | 0 15 0  |
| 3, weak power, 16, for the head and face . . .                                                                                                                                                                                                | 0 10 6  |
| 4, weakest power, 8, for the wrists and ankles                                                                                                                                                                                                | 0 5 0   |
| Broad Chain Bands for writers' cramp, trembling, nervousness, &c.                                                                                                                                                                             |         |
| No. 0, full power, 25, spinal band . . . . .                                                                                                                                                                                                  | 1 2 0   |
| 1, less power, 21, applicable for the loins, spine, and stomach . . . . .                                                                                                                                                                     | 0 18 0  |
| 2, medium power, 16½, for the abdomen, head, and face . . . . .                                                                                                                                                                               | 0 15 0  |
| 3, less power, 12, for the knee-joints and neck . . . . .                                                                                                                                                                                     | 0 10 6  |
| 4, weak power, 6, short band, bracelet . . . . .                                                                                                                                                                                              | 0 5 0   |
| Combined Bands for general debility, central paralysis, epilepsy, and functional disorders 40s., 50.,                                                                                                                                         | 3 0 0   |
| Complete set, with Belt and Volta Electric Battery, £5, £8,                                                                                                                                                                                   | 10 10 0 |
| Chain Batteries for extreme nervous debility, paralysis, and for restoring exhausted vital energy, to be used in conjunction with specially combined bands, 70s., to                                                                          | 4 4 0   |
| Chain Intensity Batteries for treatment by electric baths in the patient's own bed-room, in various cases of paralysis, want of power, &c., and for eliminating poisonous substances from the system (lead and mercury) . . . . . 60 elements | 3 3 0   |
| Ditto ditto . . . . . 120 elements                                                                                                                                                                                                            | 6 6 0   |
| Coiled Band Intensity Batteries . . . . .                                                                                                                                                                                                     | 3 0 0   |




FIG. 785.

|                                                                           |        |
|---------------------------------------------------------------------------|--------|
| Ruhmkorff's Induction Coils, $\frac{1}{8}$ -in. spark, Fig. 785 . . . . . | 0 16 0 |
| Ditto ditto with commutator                                               | 0 19 6 |
| Ditto $\frac{1}{4}$ -in. ditto ditto                                      | 1 10 0 |
| Ditto $\frac{1}{2}$ -in. ditto ditto                                      | 2 14 0 |

|                                                                  |          |    |         |    |    |   |
|------------------------------------------------------------------|----------|----|---------|----|----|---|
| Ruhmkorff's Induction coils, 1-in. spark, with commutator        | £5       | 10 | 0       |    |    |   |
| Ditto                   2-in. ditto                   ditto      | 11       | 0  | 0       |    |    |   |
| Ditto                   3½-in ditto                   ditto      | 16       | 0  | 0       |    |    |   |
| New Batteries for Gaiffe's machine, small                        | per pair | 0  | 16      | 0  |    |   |
| Ditto                   ditto                   large            | ditto    | 1  | 5       | 0  |    |   |
| Recharging Batteries for ditto                   small           | ditto    | 0  | 4       | 0  |    |   |
| Ditto                   ditto                   large            | ditto    | 0  | 7       | 0  |    |   |
| Chloride of Silver and Zine Plates, small                        | .        | .  | 0       | 7  | 6  |   |
| Ditto                   ditto                   large            | .        | .  | 0       | 17 | 6  |   |
| Stohrer's Battery                                                | .        | .  | 1 cell  | 4  | 15 | 0 |
| Ditto                                                            | .        | .  | 2 cell  | 7  | 0  | 0 |
| Ditto                   small                                    | .        | .  | 1 cell  | 4  | 4  | 0 |
| Ditto                   ditto                                    | .        | .  | 2 cell  | 5  | 10 | 0 |
| Ditto                   portable                                 | .        | .  | 20 cell | 8  | 18 | 6 |
| Ditto                   ditto                                    | .        | .  | 30 cell | 12 | 0  | 0 |
| Ditto                   in oak case                              | .        | .  | 14 cell | 6  | 10 | 0 |
| Ditto                   ditto                                    | .        | .  | 20 cell | 7  | 15 | 0 |
| Ditto                   ditto                                    | .        | .  | 30 cell | 10 | 0  | 0 |
| Ditto                   ditto                                    | .        | .  | 40 cell | 12 | 0  | 0 |
| Ditto                   combined apparatus, consisting of 1 cell | .        | .  | 13      | 15 | 0  |   |
| induction, and 20 cell constant current                          | .        | .  | 2 cell  |    |    |   |
| Ditto                   ditto                   ditto            | .        | .  | 18      | 15 | 0  |   |
| induction, and 30 cell                   ditto                   | .        | .  |         |    |    |   |

**INDIA-RUBBER BEDS, CUSHIONS, PILLOWS, &c.**

The following are all made of very superior india-rubber :

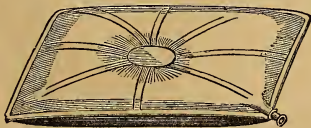


Fig. 786.

French-reeded Air cushion, Fig. 786

16 x 12  
8/-

16 x 14  
10/6

16 x 16  
11/3

18 x 13  
11/10

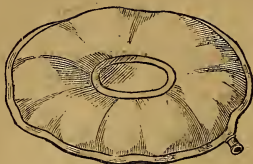


FIG. 787.

Circular-reeded Cushion, Fig. 787.

|               |         |         |         |         |         |         |        |
|---------------|---------|---------|---------|---------|---------|---------|--------|
|               | 15 in.  | 16 in.  | 17 in.  | 18 in.  | 19 in.  | 20 in.  | 21 in. |
|               | 8/3     | 9/-     | 9/9     | 10/6    | 11/-    | 12/-    | 12/6   |
| Plain Pillow, | 18 x 13 | 18 x 13 | 18 x 15 | 18 x 15 | 18 x 18 | 18 x 22 |        |
|               | 5/6     |         | 6/3     |         | 7/6     | 9/-     |        |
|               | 18 x 24 |         | 18 x 26 |         | 18 x 30 |         |        |
|               | 10/-    |         | 10/6    |         | 11/6    |         |        |

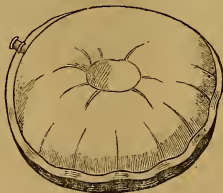


FIG. 788.

|                            |        |        |        |        |
|----------------------------|--------|--------|--------|--------|
| Circular Pillow, Fig. 788. | 16 in. | 18 in. | 19 in. | 20 in. |
|                            | 7/6    | 8/6    | 9/6    | 10/6   |



FIG. 789.

|                        |         |         |         |
|------------------------|---------|---------|---------|
| Neck Pillow, Fig. 789. | 16 x 23 | 16 x 25 | 18 x 25 |
|                        | 9/6     | 10/6    | 11/6    |

|                                                         |         |         |         |         |
|---------------------------------------------------------|---------|---------|---------|---------|
| Bed and Pillow,                                         | 72 × 36 | 84 × 30 | 88 × 29 | 88 × 32 |
|                                                         | 3/-/-   | 3/3/-   | 3/10/-  | 3/15/-  |
|                                                         | 88 × 37 | 88 × 39 | 88 × 50 | 97 × 63 |
|                                                         | 4/-/-   | 4/10/-  | 5/10/-  | 7/7/-   |
| Swimming Belt,                                          | 36 × 6  | 40 × 6  |         | 40 × 8  |
|                                                         | 9/6     | 12/6    |         | 14/6    |
| Water Cushion, for sloughing of the sacrum, per lb. 6/6 |         |         |         |         |
|                                                         | 16 × 12 | 16 × 14 | 18 × 15 | 18 × 18 |
|                                                         | 18 × 22 | 18 × 24 | 18 × 26 |         |
| Water Cushion, per lb. 6/6                              |         |         |         |         |
|                                                         | 16 in.  | 17 in.  | 18 in.  | 19 in.  |
|                                                         |         |         |         | 20 in.  |

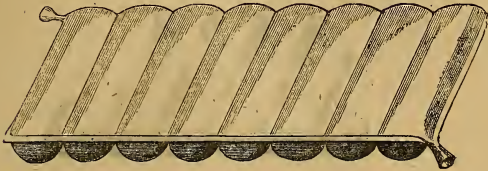


FIG. 790.

|                                             |         |         |         |         |                 |
|---------------------------------------------|---------|---------|---------|---------|-----------------|
| Water Bed, Fig. 790, per lb. 6/6            |         |         |         |         |                 |
|                                             | 30 × 24 | 48 × 34 | 50 × 27 | 66 × 24 | 72 × 30         |
|                                             |         |         |         |         | 72 × 36         |
| Waterproof Bed Sheeting                     |         |         |         |         | per yard £0 3 6 |
| Ditto ditto double width                    |         |         |         |         | 0 7 0           |
| Waterproof Bed Sheet, with funnel in centre |         |         |         |         | 1 12 6          |
| Inflating Bellows for above                 |         |         |         |         | 0 8 0           |
| Water Bottle for the Feet or Stomach        |         |         |         |         | per lb. 0 6 6   |
|                                             | 6 × 12  | 6 × 10  | 14 × 8  |         |                 |

MICROSCOPES AND APPARATUS.




FIG. 791.

1. Arnold and Sons' Student's Microscope, with rack adjustment, revolving diaphragm, bronzed stand,  $\frac{1}{2}$ -inch and 1-inch object glasses, live box, and forceps, in cabinet, complete . . . . . £2 10 0
- No. 2. Arnold and Sons' Student's Microscope, with rack adjustment, revolving diaphragm, brass stand,  $\frac{1}{4}$ -inch,  $\frac{1}{2}$ -inch, and 1-inch object glasses, live box, dissecting forceps, with four objects, in mahogany cabinet, complete . . . . . 3 3 0




FIG. 792.

No. 3. Arnold and Sons' Educational Microscope, with coarse and fine rackwork adjustments, brass stand,  $\frac{1}{4}$ -inch,  $\frac{1}{2}$ -inch, and 1-inch object glasses, stand condenser, live box, stage and dissecting forceps, &c., in mahogany cabinet, complete, Fig. 792 . . . . . £5 0 0




FIG. 793.

No. 4. Arnold and Sons' University Microscope, with coarse and fine adjustments, circular spring stage, revolving diaphragm, bronzed stand,  $\frac{1}{4}$ -inch,  $\frac{1}{2}$ -inch, and 1-inch object glasses, stand condenser, live box, stage forceps, dissecting forceps, in mahogany cabinet, complete, Fig. 793 . . . . . £5] 5 0

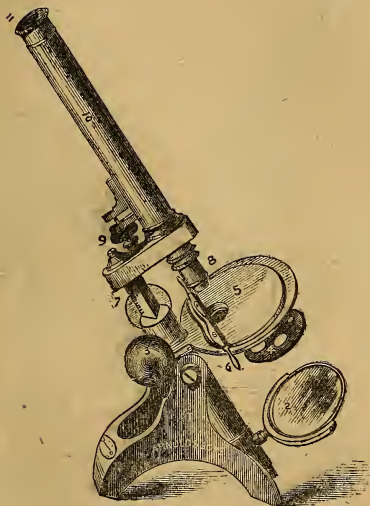


FIG. 794.

No. 5. Professor Axe's Improved Microscope, with circular stage, by which means the object is easily and steadily moved in any direction, rackwork and fine adjustment, fitted with  $\odot$  eye-piece, and  $\frac{1}{2}$ th and 1-inch best English achromatic objectives, complete, in mahogany cabinet, Fig. 794 . . . . .

£6 0 0




FIG. 795.

No. 6. Arnold and Sons' Improved Microscope, with coarse and fine rackwork adjustments, brass stand, sliding spring stage, revolving diaphragm, B eye-piece, stand condenser,  $\frac{1}{4}$ -inch,  $\frac{1}{2}$ -inch, and 1-inch object glasses, live box, stage and dissecting forceps, with six objects, in mahogany cabinet, complete, Fig. 795 .£6 6 0

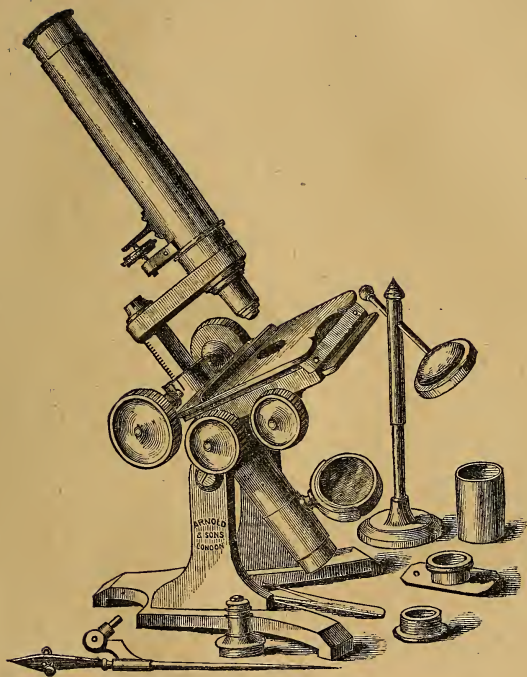


FIG. 796.

No. 7. Arnold and Sons' Improved Microscope, with coarse and fine adjustments, solid brass stand, with rack and rotary stage, large mirror, revolving diaphragm, c eye-piece,  $\frac{1}{4}$ -inch and 1-inch best achromatic object glasses, stand condenser, live box, stage and dissecting forceps, in mahogany cabinet, complete, Fig. 796 .£9 9 0





FIG. 797.

Scissors, Microscopic, Fig. 797 . . . . . £0 4 6



FIG. 798.

Forceps, Microscopic, Fig. 798 . . . . . 0 2 0



FIG. 799.

Scalpel, Microscopic, Fig. 799 . . . . . 0 2 0



FIG. 800.

Needle, Microscopic, Fig. 800 . . . . . 0 0 6

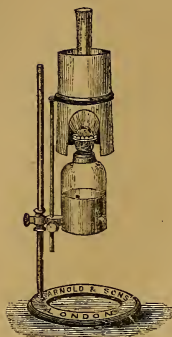


FIG. 801.

## Microscopic Lamp, Arnold and Sons' Improved, Fig. 801

12s. 6d. and £0 15 0

Is fitted with HAILLES's porcelain shade and has all necessary adjustments; the glass reservoir is protected by a brass case, from which it can be readily removed, and in which it rotates, so that either the edge or flat side of the flame can be turned towards the opening in the shade. The shade can be adjusted to its proper height in relation to the flame, and clamped in that position by means of the screw facing the observer; the whole can then be moved up or down upon the pillar and clamped at the required height by the screw to the left of cut, without deranging the adjustment of the shade. The Lamp mount is hinged so that the gallery, &c., may be turned back to facilitate the cutting and trimming of the wick.

|                                                               |            |   |    |   |
|---------------------------------------------------------------|------------|---|----|---|
| Canada Balsam . . . . .                                       | per bottle | 0 | 1  | 0 |
| Marine Glue . . . . .                                         | ditto      | 0 | 1  | 0 |
| Gold Size . . . . .                                           | ditto      | 0 | 1  | 0 |
| Glycerine . . . . .                                           | ditto      | 0 | 1  | 0 |
| Glass Slips, 3 × 1, unground . . . . .                        | per dozen  | 0 | 0  | 6 |
| Ditto ground . . . . .                                        | ditto      | 0 | 0  | 9 |
| Folding Book Cases for six dozen slides to lie flat . . . . . |            | 0 | 5  | 6 |
| Opalised Glass Stage Plates . . . . .                         |            | 0 | 0  | 6 |
| Object Boxes for two dozen . . . . .                          |            | 0 | 1  | 0 |
| Ditto new six-tray, for three dozen . . . . .                 |            | 0 | 3  | 6 |
| Animalcule Cages . . . . .                                    | 6s. 6d.,   | 0 | 12 | 0 |
| Ditto Tubes, set of, in case . . . . .                        | 2s.,       | 0 | 5  | 0 |
| Thin Glass Squares and Circles, various sizes . . . . .       | per oz.    | 0 | 5  | 6 |

ENGLISH ACHROMATIC OBJECT GLASSES.

BEST QUALITY.

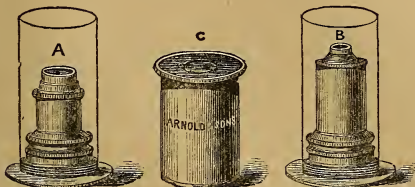


FIG. 802.

FIG. 803.

FIG. 804.

THESE ARE GUARANTEED.

| Object-glasses. | Angular aperture. | Magnifying powers with the various eye-pieces. |      |      |      |      |       | Price. |    |    |
|-----------------|-------------------|------------------------------------------------|------|------|------|------|-------|--------|----|----|
|                 |                   | A                                              | B    | C    | D    | E    | F     | £      | s. | d. |
| 5 inches        | 7 degs.           | 8                                              | 13   | 24   | 36   | 52   | 72    | 1      | 10 | 0  |
| 4 "             | 9 "               | 10                                             | 16   | 30   | 45   | 65   | 90    | 1      | 10 | 0  |
| 3 "             | 12 "              | 13                                             | 20   | 35   | 56   | 84   | 112   | 3      | 0  | 0  |
| 2 "             | 15 "              | 20                                             | 32   | 55   | 90   | 135  | 180   | 3      | 0  | 0  |
| 1½ "            | 20 "              | 25                                             | 40   | 70   | 112  | 168  | 224   | 3      | 0  | 0  |
| 1 "             | 15 "              | 37                                             | 60   | 105  | 170  | 255  | 340   | 2      | 0  | 0  |
| 1 "             | 25 "              | 37                                             | 60   | 105  | 170  | 255  | 340   | 3      | 10 | 0  |
| 2/3 "           | 35 "              | 60                                             | 100  | 145  | 270  | 405  | 540   | 3      | 10 | 0  |
| 1/2 "           | 90 "              | 95                                             | 150  | 265  | 420  | 630  | 840   | 4      | 4  | 0  |
| 4/10 "          | 95 "              | 150                                            | 250  | 400  | 700  | 1000 | 1400  | 4      | 10 | 0  |
| 1/5 "           | 100 "             | 270                                            | 425  | 630  | 1200 | 1600 | 2200  | 5      | 5  | 0  |
| 1/5 "           | 120 "             | 270                                            | 425  | 630  | 1200 | 1600 | 2200  | 5      | 5  | 0  |
| 1/10 "          | 140 "             | 550                                            | 840  | 1300 | 2400 | 3200 | 4400  | 7      | 7  | 0  |
| 1/15 "          | 170 "             | 900                                            | 1500 | 2200 | 3600 | 5400 | 6400  | 10     | 10 | 0  |
| 1/25 "          | 170 "             | 1300                                           | 2000 | 3000 | 5700 | 7600 | 10300 | 21     | 0  | 0  |

Object-glasses of Foreign Manufacture, best quality, ¼ in. £1 1 0  
 Ditto ditto ditto ½ in. 1 0 0

## MICROSCOPIC OBJECTS.

Of the highest attainable perfection, comprising every branch of Microscopy, Anatomy, Physiology, Morbid Tissues, Toxicology, Materia Medica, Botany, Entomology, Geology, Mineralogy, &c. Some first class preparations selected from the productions of Möller, Bourgogne, Rodig and other foreign artists, with valuable accessions from the stock and materials of the late C. M. Topping. From the above, selections may be made in any of the departments composed of 12, 24, or 36 slides or more, (the prices of the majority being 1s. 6d. each) for the use of Professors, Teachers, and Students, as well as Typical Illustrations of Acute and Chronic Diseases for the use of Physicians and Surgeons, of which the following is a synopsis :

|                                                                                                                                                                                                                                                                                 |             |   |   |   |
|---------------------------------------------------------------------------------------------------------------------------------------------------------------------------------------------------------------------------------------------------------------------------------|-------------|---|---|---|
| A set of Slides (12) illustrating the growth and structure of human bone, in case . . . . .                                                                                                                                                                                     | £1          | 4 | 0 |   |
| A set of Slides (12). Urinary deposits, consisting of specimens of oxalate of lime, lithic acid, dumb-bell lithic acid, dumb-bell oxalate of lime, carbonate of lime, spermatozoa, cystic oxide, phosphates, hyppuric acid, urea, urate of soda, purpurate of ammonia . . . . . | 1           | 1 | 0 |   |
| 12 to 72 Slides illustrating Human Anatomy and Physiology . . . . . each                                                                                                                                                                                                        | 0           | 2 | 0 |   |
| 12 to 36 ditto that of the Lower Animals . . . . . each                                                                                                                                                                                                                         | 0           | 2 | 0 |   |
| 12 to 72 ditto Morbid Tissues in Acute and Chronic Disease . . . . .                                                                                                                                                                                                            | 0           | 2 | 0 |   |
| 12 to 36 Urinary Deposits in Acute and Chronic Disease . . . . .                                                                                                                                                                                                                | 0           | 1 | 6 |   |
| 12 to 36 Blood Discs, Spermatozoa, Pigment Cells, &c. . . . .                                                                                                                                                                                                                   | 0           | 1 | 6 |   |
| 12 to 24 Entozoa, Epizoa, &c. . . . .                                                                                                                                                                                                                                           | 0           | 1 | 6 |   |
| 18 Beautiful Preparations, Sections of the Human Eye Series . . . . .                                                                                                                                                                                                           | 2           | 5 | 0 |   |
| 12 Slides illustrating the Development and Growth of Human Bone . . . . .                                                                                                                                                                                                       | 1           | 4 | 0 |   |
| 12 to 48 Hair, Bone, Teeth, Shell, Spine, Scales, &c. . . . .                                                                                                                                                                                                                   | 0           | 1 | 6 |   |
| 12 to 36 Slides, Toxicology and the Materia Medica . . . . .                                                                                                                                                                                                                    | 1s. 6d. and | 0 | 2 | 0 |

|                                                                                                                              |            |   |      |
|------------------------------------------------------------------------------------------------------------------------------|------------|---|------|
| 12 to 36 Test Objects for Lower and Highest Achromatic Objectors, Möller's Typen Platte, 400 Diatoms and Catalogue . . . . . | £4         | 0 | 0    |
| Ditto 100 Diatoms and Catalogue . . . . .                                                                                    | £1 5s. and | 1 | 10 0 |
| Ditto Test Plattes, 20 Test Diatoms, Dry Balsam . . . . .                                                                    | £1,        | 0 | 12 0 |
| Wheeler's ditto 60 Foramenifera and Catalogue . . . . .                                                                      |            | 1 | 1 0  |
| Webb's Micro-writing on Glass and Test Lines ruled after Nobert . . . . .                                                    | 1s. 6d. to | 5 | 0 0  |
| Dalton's Artistic Groups of Flowers, Butterflies, Birds . . . . .                                                            | 5s. to     | 2 | 0 0  |
| 12 to 72 Slides, a Series on the Organic Structure of Plants . . . . .                                                       | each       | 0 | 1 6  |
| 12 to 96 Slides of Recent and Fossil Diatomaceæ . . . . .                                                                    | each       | 0 | 1 6  |
| 12 to 108 Micro-Photographs . . . . .                                                                                        | each       | 0 | 1 0  |

*Every preparation from the animal, vegetable, or mineral kingdoms, for the microscope, supplied to order.*

## OSTEOLOGICAL PREPARATIONS.

|                                                                                                                                                                                                                   |            |    |    |   |
|-------------------------------------------------------------------------------------------------------------------------------------------------------------------------------------------------------------------|------------|----|----|---|
| Disarticulated Human Skeleton . . . . .                                                                                                                                                                           | £6 6s. and | 7  | 7  | 0 |
| Articulated Human Skeleton . . . . .                                                                                                                                                                              | £7 7s. to  | 12 | 12 | 0 |
| Polished mahogany upright case for above . . . . .                                                                                                                                                                |            | 4  | 10 | 0 |
| Disarticulated Head, the bones remounted, in situ, at distances, with sections of middle and inner ear, and preparation of the maxillary vessels and nerves. The whole, on a support, under glass shade . . . . . | £9 9s. to  | 13 | 13 | 0 |
| Child's Skull, under glass shade, showing first and second dentitions . . . . .                                                                                                                                   | £3 3s. to  | 4  | 4  | 0 |
| Skull, disarticulated . . . . .                                                                                                                                                                                   | £3 3s. to  | 4  | 4  | 0 |
| Skull, with a vertical and horizontal section . . . . .                                                                                                                                                           | £1 10s. to | 2  | 2  | 0 |
| Skull, in seven sections, showing the frontal sinus, antrum, cochlea, semi-circular canals, tympanum, and small bones of the internal ear . . . . .                                                               | £4 4s. to  | 5  | 5  | 0 |
| Bones of the Upper Extremity, with scapula and clavicle so articulated as to allow of demonstration of the various dislocations . . . . .                                                                         |            | 2  | 10 | 0 |
| Bones of the Lower Extremity, with Os innominatum articulated in a similar manner . . . . .                                                                                                                       |            | 2  | 10 | 0 |
| Set of Vertebræ, strung on cord . . . . .                                                                                                                                                                         | £1 5s. to  | 1  | 10 | 0 |
| Female pelvis, with ligaments . . . . .                                                                                                                                                                           | £2 5s. and | 2  | 10 | 0 |

|                                                                                                                                                                                                                                                                                                  |              |         |
|--------------------------------------------------------------------------------------------------------------------------------------------------------------------------------------------------------------------------------------------------------------------------------------------------|--------------|---------|
| Fœtal heads, each . . . . .                                                                                                                                                                                                                                                                      | 10s. 6d. and | £0 15 0 |
| Student's Set of Bones, consisting of a skull, with one (horizontal) section; the vertebral column, Os innominatum, sacrum and coccyx; sternum; one hand and one foot on catgut, and the ribs, scapula, clavicle, humerus, radius, ulna, femur, patella, tibia, and fibula of one side . . . . . | £3 10s. to   | 4 10 0  |
| Student's Set of Bones, consisting of a disarticulated skeleton, a skull with a horizontal and vertical section, and a disarticulated skull . . . . .                                                                                                                                            | £8 8s. to    | 12 12 0 |
| Feet on catgut . . . . .                                                                                                                                                                                                                                                                         | 8s. 6d. and  | 0 10 6  |
| Hands on catgut . . . . .                                                                                                                                                                                                                                                                        | 8s. 6d. and  | 0 10 6  |
| Two Temporal Bones, cut in various directions, to show completely the anatomy of the internal ear . . . . .                                                                                                                                                                                      |              | 1 15 0  |
| Leather Figure (including a natural female pelvis), with leather fœtus and placenta for obstetric demonstrations . . . . .                                                                                                                                                                       |              | 5 5 0   |

### CHIROPODISTS' INSTRUMENTS.




FIG. 805.

|                                                                                                                                                                               |  |        |
|-------------------------------------------------------------------------------------------------------------------------------------------------------------------------------|--|--------|
| No. 1. Case, containing two Knives and Corn File, in ivory handles . . . . .                                                                                                  |  | 0 7 6  |
| No. 2. Leather Case, containing four Knives and Corn File, in ivory handles . . . . .                                                                                         |  | 0 15 0 |
| No. 3. Morocco-leather Case, containing four Knives, Corn File, in ivory handles, pair of Scissors, pair of Spring Forceps, Fig. 805 . . . . .                                |  | 0 18 6 |
| No. 4. Superior Morocco-leather Case, containing five Knives, Corn File, in ivory handles, strong Scissors, Spring Forceps, Double Tenaculum, Improved Nail Nippers . . . . . |  | 1 10 0 |
| Improved Corn Knife . . . . .                                                                                                                                                 |  | 0 2 0  |
| Ditto ditto in leather case . . . . .                                                                                                                                         |  | 0 2 6  |

|                                                             |    |   |   |
|-------------------------------------------------------------|----|---|---|
| Pond's Corn Knife, in ivory handle. . . . .                 | £0 | 3 | 6 |
| Corn Knife, spring-back, in ivory, for the pocket . . . . . | 0  | 3 | 6 |
| Ditto in ivory two blades . . . . .                         | 0  | 4 | 6 |

*Chiropodists' Cabinets fitted to order.*

ENTOMOLOGICAL INSTRUMENTS.

|                                                                                                                                                                  |   |    |   |
|------------------------------------------------------------------------------------------------------------------------------------------------------------------|---|----|---|
| No. 1. Case, containing four fine Knives in ivory handles, various patterns, and Spring Forceps . . . . .                                                        | 0 | 10 | 6 |
| No. 2. Leather Case, containing five fine Knives in ivory handles, various patterns, pair Scissors, and Spring Forceps . . . . .                                 | 0 | 16 | 0 |
| No. 3. Superior Morocco-leather Case, containing five Knives in ivory handles, various patterns, Improved Scissors, Spring Forceps, and two fine Hooks . . . . . | 1 | 0  | 0 |
| Entomological Forceps, various patterns . . . . .                                                                                                                | 0 | 3  | 6 |
| Ditto Knives ditto . . . . .                                                                                                                                     | 0 | 2  | 0 |
| Ditto Hooks ditto . . . . .                                                                                                                                      | 0 | 2  | 0 |



FIG. 806.

|                                                             |   |    |   |
|-------------------------------------------------------------|---|----|---|
| Valentin's Section Knife . . . . .                          | 0 | 13 | 0 |
| Ditto ditto complete in case . . . . .                      | 0 | 17 | 6 |
| Arnold and Sons' Improved Section Knife, Fig. 806 . . . . . | 0 | 15 | 0 |
| Ditto ditto in case . . . . .                               | 0 | 18 | 6 |

MEDICINE CHESTS.




FIG. 807.




FIG. 808.

- |                                                                                                                                                                                                                                                                                                                                         |        |
|-----------------------------------------------------------------------------------------------------------------------------------------------------------------------------------------------------------------------------------------------------------------------------------------------------------------------------------------|--------|
| No. 1. Flat solid Leather Chest, containing 4 $\frac{1}{2}$ -oz., 4 2-oz., 4 ivory-top Pill Bottles, and Measure . . . . .                                                                                                                                                                                                              | £1 1 0 |
| No. 2. Solid Leather Chest, lined with leather and blue silk velvet, $7\frac{1}{2} \times 5\frac{1}{4} \times 4\frac{1}{2}$ in., and contains ten Stopped Bottles, four wood-top Pill Bottles, Measure, and Scales . . . . .                                                                                                            | 1 7 6  |
| Ditto, 12 bottles . . . . .                                                                                                                                                                                                                                                                                                             | 1 10 0 |
| No. 3. Mahogany Chest with white bottles, Fig 807 $11 \times 6\frac{1}{4} \times 5\frac{3}{4}$ in., and contains 2 4-oz., 4 2-oz., and 5 1-oz. Bottles, Mortar, Measure, Scales, and Knife. The lid is lined with velvet, and the lips and stoppers of the bottles are cut . . . . .                                                    | 1 4 0  |
| Ditto Oak, and green bottles . . . . .                                                                                                                                                                                                                                                                                                  | 1 1 0  |
| No. 4. Mahogany Chest, with white bottles, Fig. 808, $10 \times 8 \times 6$ in., and contains 4 4-oz., 6 2-oz., and 5 1-oz. Bottles, Scales, Mortar, Measure, and Knife. The lid is lined with velvet, and the lips and stoppers of the bottles are cut . . . . .                                                                       | 1 10 0 |
| Ditto Oak, and green bottles . . . . .                                                                                                                                                                                                                                                                                                  | 1 5 6  |
| No. 5. Mahogany Chest with white bottles, $12\frac{1}{2} \times 9\frac{1}{2} \times 7$ in., and contains 8 8-oz., 4 4-oz., and 10 2-oz. Bottles, with Tray containing Scales and Knife, 2 Bottles, 2 Pots, Mortar, and Measure under the tray. The lid is lined with velvet, and the lips and stoppers of the bottles are cut . . . . . | 2 0 0  |
| Ditto Oak, and green bottles . . . . .                                                                                                                                                                                                                                                                                                  | 1 15 0 |

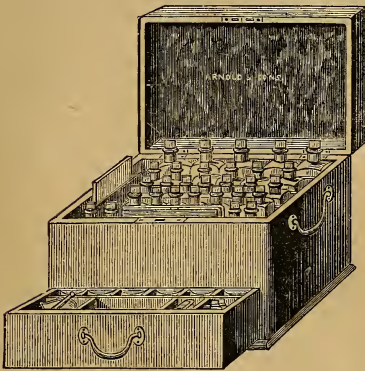


FIG. 809.

No. 6. Mahogany Chest with white bottles, Fig. 809,  $14\frac{1}{2} \times 10\frac{1}{4} \times 10$ , and contains 5 8-oz., 6 4-oz., 14 2-oz., and 4 1-oz. Bottles, Pill Tile in the body, 5 3-oz. Pots, 3 1-oz. Bottles, Mortar, Measure, Scales, Knife, and space in the drawer. The lid is lined with velvet, and the lips and stoppers of the bottles are cut . . . . . £3 7 6

Ditto Oak, and green bottles . . . . . 3 0 0

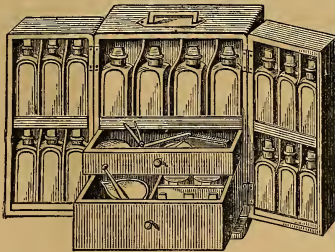


FIG. 810.

No. 7. Spanish Mahogany Folding Chest, Fig. 810, lined with silk velvet, containing 8 4-oz. and 12  $1\frac{1}{2}$ -oz. Bottles in the body and wings; 3 small Bottles, 2 plated-

top Pots, Mortar, Measure, Scales, and Knife, in the drawers; 4 of the 4-oz. bottles take out at the back;  $10\frac{1}{2} \times 8\frac{1}{2} \times 7$  in. when shut. The lips and stoppers of the bottles are cut . . . . . £3 17 6

No. 8. Ship's Medicine Chest for 10 men; contains 12 1-oz., 9 2-oz., 7 4 oz., 2 8-oz., and 3 pt. Chest Squares, 3 Pots, Mortar and Pestle, Scales, Knife, Measure, Pewter Pot, Slab, Syringe, Spoon, Lancet, and Scissors . . . . . 2 0 0

No. 9. Ditto, 20 men; contains 22 2-oz., 6 4-oz., 6 8-oz., and 10 pt. Chest Squares, 4 Pots, Mortar and Pestle, Measure, Scales, Slab, 2 Lancets, 2 Spoons, Syringe, Scissors, Knife, and Pewter Pot . . . . . 2 10 6

No. 10. Ditto, 30 men; containing 4 1-oz., 8 2-oz., 14 4-oz., 8 8-oz., and 16 pt. Chest Squares, 5 Pots, Mortar and Pestle, Scales, Slab, Measure, 2 Lancets, 2 Spoons, 2 Syringes, Scissors, Knife, and Pewter Pot . . . . . 3 0 0



FIG. 811.

No. 11. A Surgeon's Cabinet made in deal, painted and grained oak, with French polished mahogany counter top. The counter fitted with Drawers for Vials, Bottles, Jars, &c.; the two cupboards fitted with shelves for Mortars,

Measures, &c.; the upper part fitted with shelves containing 10 1-pound brownware Pots, with japanned tin covers for Ointments, &c., 10 4 oz. brownware Pots for Pills and Extracts, 39 20 oz. white flint stoppered rounds, 44 8-oz. ditto, labelled with gold labels and black letters, complete, Fig. 811 . . . . . £17 0 0  
 Ditto in French polished Honduras mahogany . . . . . 20 0 0

The above cabinet is made in two parts for convenience in packing and removal. The size of the cabinet is 5 feet long, 22 inches deep, and about 8 feet high.

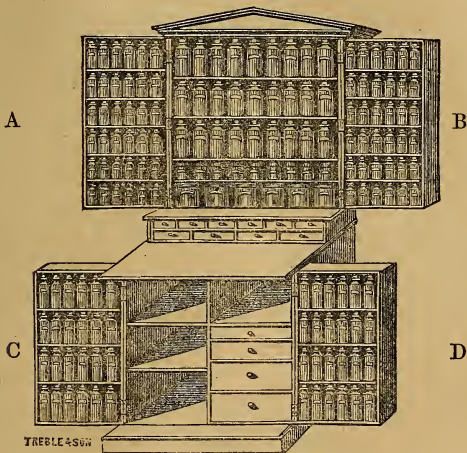


FIG. 812.

No. 12. Surgeon's Cabinet made in deal, painted, grained oak, and varnished, with French polished mahogany counter top. The doors, A, B, c, and D, are shown open, when not in use they can be closed and fastened with lock and key, concealing all the bottles and jars from view. The doors are panelled and moulded, giving a neat and respectable appearance when closed. The doors, A and B, are fitted with shelves inside, and supplied with 72 6-oz. white flint stoppered rounds. The centre part is also fitted with shelves and furnished with 6 1-pound brownware Pots, with japanned tin covers for Ointments, &c., 9 4-oz. ditto, for Pills and Extracts, and 27 20-oz. white

flint stoppered rounds. The small drawers on counter are for sundries, small instruments, &c., and are useful for various purposes. The lower part, or counter, has two doors, c and d, fitted inside with shelves, and furnished with 48 8-oz white flint stoppered rounds. All the bottles and jars are labelled with gold labels and black letters. The inside of counter is fitted with drawers for Vials, Bottles, &c., also shelves for Mortars and sundries, Fig. 812 . . . . . £23 0 0

Ditto, in French polished Honduras mahogany . . . . . 28 0 0

The cabinet is made in two parts for convenience in packing and removal.

The size, when the doors are closed, is 3 feet long, 2 feet deep, and about 7 feet high; when the doors are opened, as represented above, the cabinet measures 6 feet long.

The doors can be used at right angles if the space is limited.

### MISCELLANEOUS.

|                                                            |        |
|------------------------------------------------------------|--------|
| Actual Cauterics of all shapes . . . . .                   | 0 4 6  |
| Acupressure Needle, Simpson's . . . . .                    | 0 0 6  |
| Acupuncture Needle . . . . .                               | 0 1 0  |
| Adhesive Plaster, very superior . . . . . per yard         | 0 0 6  |
| Æsthesiometer, Dr. Sieveking's, in case complete . . . . . | 0 18 0 |



FIG. 813

Alimentary Tube, Arnold and Sons' Improved, Fig. 813 0 5 0

To enable those suffering from Rheumatic Affections, &c., to drink without

rising from the bed or causing any inconvenience. The clip fastened to the glass or basin having a swivel joint prevents the patient, by the motion of his head, from overturning the liquid.—a desideratum hitherto unattained. This Tube is invaluable for cooling drinks in Fever cases.

Ambulance, can be used to convey patients from the operating theatre to the hospital wards, or as an ambulance

|                                                                                                 |     |    |     |
|-------------------------------------------------------------------------------------------------|-----|----|-----|
| Ambulance . . . . .                                                                             | £16 | 0  | 0   |
| Ditto with india-rubber tiers . . . . .                                                         | 18  | 10 | 0   |
| Waterproof Tilt Cover, closed at ends, with hoops complete, fitted to ambulance . . . . . extra | 3   | 10 | 0   |
| Apparatus for Suspended Animation, Richardson's . . . . .                                       | 0   | 17 | 6   |
| Arm Rest, padded, complete . . . . .                                                            | 0   | 10 | 6   |
| Artificial Leech Apparatus, complete in case . . . . .                                          | 3   | 3  | 0   |
| Ditto Baron Heurteloupe's . . . . .                                                             | 1   | 10 | 0   |
| Bed Pans, metal . . . . .                                                                       | 6s. | 0  | 7 6 |




FIG. 814.

Bed Rest, Arnold and Sons' Improved, portable, with iron folding frame, and canvas back, Fig. 814 . . . . .

This portable rest is very light, and when folded occupies very little room, and the canvas can be easily removed and washed.




FIG. 815.

Bed Rest, Arnold and Sons' Improved, with adjustable quadrant, padded at sides and back, complete, Fig. 815 £ 1 4 0  
 Ditto plain wood . . . . . 0 12 0




FIG. 816.

Bed Rest, Arnold and Sons' Improved, with regulating cane back, Fig. 816 . . . . . 2 2 0




FIG. 817.

Bed Slipper, Blower's porcelain, Fig. 817 . . . . . 0 5 6  
 Ditto ditto covered flannel . . . . . 0 6 6  
 Bird-stuffing Instruments, complete in case . . . . . 1 5 0  
 Bleeding Bason, earthenware . . . . . 0 2 0  
 Ditto pewter . . . . . 3s., 4s., 0 5 0  
 Boric Lint . . . . . per lb. 0 2 6  
 Cabinets for Dispensing . . . . . from £5 5s. to 25 0 0




FIG. 818.

|                                                                                            |                     |    |     |
|--------------------------------------------------------------------------------------------|---------------------|----|-----|
| Cabinets for Instruments, Arnold and Sons' Improved, in mahogany, walnut, or oak, Fig. 818 | from £5 10s. to £10 | 10 | 0   |
| Camel-hair Pencils, assorted . . . . .                                                     | per gross           | 0  | 6 0 |
| Carbolic Acid Diffuser, Goddard's . . . . .                                                |                     | 0  | 2 0 |
| Carbolic Plaster . . . . .                                                                 | per yard            | 0  | 3 0 |
| Carbolized Catgut Ligature, Lister's . . . . .                                             | per bottle          | 0  | 1 0 |
| Carbolized Gauze for dressing, Lister's . . . . .                                          | per yard            | 0  | 0 6 |
| Carbolized Wool, in tin case . . . . .                                                     | per lb.             | 0  | 5 0 |
| Carrying Chairs . . . . .                                                                  | from                | 5  | 5 0 |
| Chloral Lint . . . . .                                                                     | per lb.             | 0  | 5 0 |
| Cork Pressers . . . . .                                                                    |                     | 0  | 2 6 |
| Cotton Wool . . . . .                                                                      | per lb.             | 0  | 2 6 |
| Dental Syringe, vulcanite . . . . .                                                        |                     | 0  | 4 6 |
| Drainage Wires, Retentive and Hastate Knife, by Mr. Richard Davy . . . . .                 |                     |    |     |

Extract from *New Inventions in Surgical Mechanism*:—"I have treated hundreds of abscesses by means of these instruments, and have thereby economised scars. The hastate knife opens the sac of the abscess, then the wire let in the fine end of tube is introduced through the punctured skin; reaching the sac the elastic wings expand, and retention is maintained at the surgeon's discretion."



FIG. 819.



FIG. 820.

|                                                                                      |      |   |     |
|--------------------------------------------------------------------------------------|------|---|-----|
| Drainage Tube, silver, self-retaining, by Mr. Callender, Figs. 819 and 820 . . . . . | each | 0 | 5 0 |
|--------------------------------------------------------------------------------------|------|---|-----|

Fig. 819 shows the tube closed, and Fig. 820 with the spring open.

|                                                                                         |          |   |     |
|-----------------------------------------------------------------------------------------|----------|---|-----|
| Ditto self-retaining, india rubber, as used by Mr. Morant Baker . . . . .               |          | 0 | 3 6 |
| Drainage Tubing, india rubber . . . . .                                                 | per yard | 0 | 1 6 |
| Ditto Tubes, gilt wire, various sizes . . . . .                                         | each     | 0 | 1 0 |
| Endoscope, Warwick's, complete, for examining the bladder, urethra, rectum, &c. . . . . |          | 6 | 0 0 |

Endoscope, Arnold and Sons' Improved, for examining the urethra, bladder, rectum, and fitted with tongue speculum and laryngeal mirrors, extra tube with glass and mirror and three ear speculums, complete, in morocco case . . . . . £7 10 0



FIG. 821.



FIG. 822.

Improved Iridectomy Instrument, by Mr. Louis King,  
Figs. 821 and 822 . . . . . 1 1 0

Letter from Mr. Louis King :—"The Iridectomy Instrument, which has been most carefully made for me by Messrs. Arnold and Son, is a combination of needle and hook used in the operation, a guard being added so as to obviate the difficulty of removing the hook after a portion of the iris has been caught up. The fact of the hook and needle being combined in one instrument tends to facilitate the operation by rendering only one puncture of the cornea necessary, and so preventing the escape of fluid during the operation."

In using the instrument care should be taken to place the thumb firmly on the button which is attached to the guard. As soon as it has been passed far enough into the eye a slight movement of the thumb will expose the hook, by which the iris may be caught up; the guard should then be returned by a second movement of the thumb, and the instrument removed, the operation being completed in the usual manner.

|                                                          |                |
|----------------------------------------------------------|----------------|
| Exploring Syringe, Dr. Protheroe Smith's, complete       | . 2 2 0        |
| Ditto Dr. Bresquen's . . . . .                           | . 1 10 0       |
| Ditto Dr. Vanzatti's . . . . .                           | . 2 2 0        |
| Feeding Bottle, O'Connell's . . . . .                    | . 0 5 0        |
| Ditto Mather's . . . . .                                 | 1s. 0 2 0      |
| Filter, Lipscombe's . . . . .                            | 8s. 2 2 0      |
| Ditto Atkins' . . . . .                                  | 5s. 2 2 0      |
| Finger Stall, best rubber . . . . .                      | per doz. 0 2 6 |
| Forceps, Wathen's, for removing starch bandage, Fig. 823 | 0 17 6         |
| French Shears, for removing starch bandage . . . . .     | 0 10 6         |
| Gutta-percha Tissue . . . . .                            | per yard 0 2 0 |



FIG. 823.

Harelip Compress, Arnold and Sons' Improved, Fig. 823 £1 1 0

Measurement required circumference round head taken at level of upper lip.

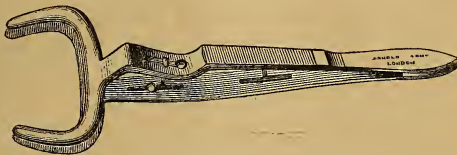


FIG. 824.

Harelip Forceps, Arnold and Sons' Improved, Fig. 824 . 1 0 0



FIG. 825.

|                                                |        |
|------------------------------------------------|--------|
| Harelip Forceps, Smith's, Fig. 825 . . . . .   | 1 0 0  |
| Ditto parallel blades . . . . .                | 1 17 6 |
| Ditto with scalpel, in case complete . . . . . | 1 7 6  |

|                                                          |        |
|----------------------------------------------------------|--------|
| Harelip Scissors, sliding . . . . .                      | £0 8 6 |
| Hospital Bedstead, with chair and cross handle . . . . . | 2 10 0 |
| Ditto Cots, iron . . . . .                               | 2 10 0 |
| Hospital Stretcher . . . . .                             | 2 10 0 |

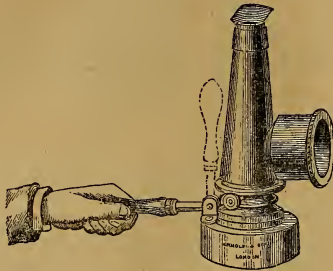


FIG. 826.

Illuminating Hand Lamp, Arnold and Sons' Improved,  
 for using with vaginal speculum, ophthalmoscope,  
 laryngoscope, ear speculum, &c., with folding handle,  
 Fig. 826 . . . . . 1 1 0

Invalid Hammocks, by Mr. Richard Davy.

Vide *British Medical Journal*, August 21st, 1875.




FIG. 827.

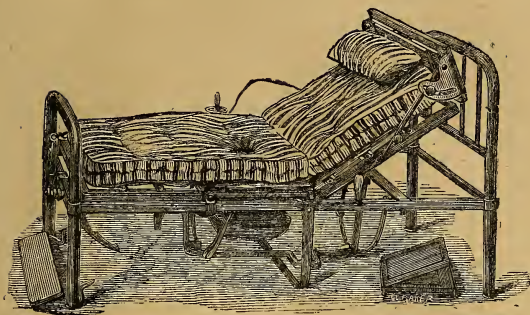


FIG. 828.




FIG. 829.

Invalid Bedstead Apparatus (Patented), complete, Figs.

|                                |                        |
|--------------------------------|------------------------|
| 827, 828, and 829 . . . . .    | from £9 9s. to £21 0 0 |
| Chair Appliances only. . . . . | 5 5 0                  |
| Other Appliances. . . . .      | each 3 3 0             |

Fig. 827 shows the bedstead fitted with a moveable table; Fig. 828 the couch partly raised (which can be accomplished by the patient without any assistance); Fig. 829 the same bedstead still further elevated to form a chair with reading desk, suitable for a convalescent patient.

It comprises a framework of iron that may be attached to any ordinary three-foot bedstead, and is so constructed that a patient with a very small amount of physical power may be enabled to alter his or her position at any moment without assistance, in the first place, to make it into—

1. A Chair, by holding in the left hand a cord that is attached to the rack at

the foot of the bed, and turning the handle on the right side, the head or body part rises and the foot part descends, and reversing, the whole is brought back to the recumbent position.

2. A table which, when at rest, forms a head board. To bring this into use, the patient simply pulls it down over the head, and fastens the screws; it cannot be capsized, and it reaches right across the bed, which makes it very useful.

A Reading or Writing Desk that requires no fastening, but simply slides on the table.

3. The Commode, by pushing the handle on the left-hand side a cushion of eight inches in diameter falls down, brings the handle back, and the chamber passes under the patient; *vice versa* returns the chamber, restores the bed without shifting the patient, and in any position.

4. In cases of deep prostration whereby the nurse may be enabled to give food, drink, or change the sufferer, or to replace clean linen, by simply pulling a strap on either side of the bed the patient can be gently turned on to either side. Any part of the apparatus can be supplied separately.

A Foot Board is also attached for the feet, which can be heightened or lowered to suit the patient.

In cases of Bad Legs, Fractures, &c., the foot part being separate can be left level or lowered to any height or position required; this is governed by the cord mentioned in the first part.

|                                                            |    |    |   |
|------------------------------------------------------------|----|----|---|
| Invalid Feeder, earthenware . . . . .                      | £0 | 1  | 0 |
| Iodine Bottle, Marshall's, with self-supplying glass brush | 0  | 4  | 0 |
| Issue Peas, assorted sizes . . . . . per 100               | 0  | 2  | 0 |
| Lancets, common, for medicine chests . . . . . per doz.    | 0  | 7  | 6 |
| Leech Conservatories, Buckle's . . . . . 2s. 6d., 3s.,     | 0  | 6  | 0 |
| Ditto Tubes, glass . . . . . per doz.                      | 0  | 2  | 0 |
| Leg Rest, plain . . . . .                                  | 0  | 7  | 6 |
| Ditto Arnold and Sons' Improved, padded . . . . .          | 0  | 15 | 6 |




FIG. 830.

|                                                                                                                                                                                       |   |   |   |
|---------------------------------------------------------------------------------------------------------------------------------------------------------------------------------------|---|---|---|
| Leslie's Patent Tape Plaister, Calico, $\frac{1}{4}$ -in., $\frac{1}{2}$ -in., $\frac{3}{4}$ -in.,<br>1-in., $1\frac{1}{2}$ -in., wide, 6 yards long, in tin case, Fig. 830 . . . . . | 0 | 1 | 0 |
| Ditto ditto brown Holland, $\frac{1}{4}$ -in., $\frac{1}{2}$ -<br>in., $\frac{3}{4}$ -in., 1-in., $1\frac{1}{2}$ -in. wide, 5 yards long in tin case . . . . .                        | 0 | 1 | 0 |

This is made specially for use where great strength is required, as in fractures of ribs or limbs.

Leslie's Patent Court Plaster, silk (black or flesh coloured)  $\frac{3}{8}$ -in. wide, 3 yards long, in tin case . . . £0 1 0

This Plaster is perfect for plaistic operations, often avoiding sutures.

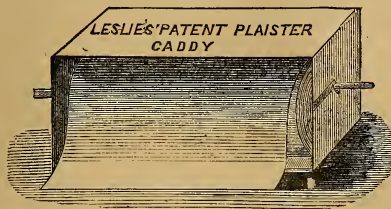


FIG. 831.

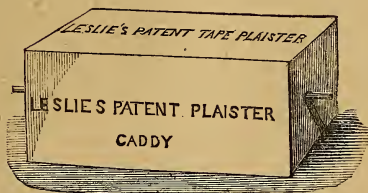


FIG. 832.

Fig. 831 shows the caddy ready for use, and Fig. 832 the caddy closed.

Calico or Brown Holland, 6-in. wide, 10 yards long, in caddy, complete, Figs. 831 and 832 . . . . . 0 5 0

Holland Ovals, Nos. 1, 2, 3, 4, per doz. in box  
1s. 6d., 2s. 6d., 3s. 6d., 0 4 6

"Having tried Leslie's Patent Plaster, I am in a position to testify as to its being the best I have yet met with. It is more pliable—more portable—rolling the strips on reels of various width is a convenient arrangement. It keeps well without cracking, and retains its adhesiveness in a tropical climate" (being in use in the Ashantee War).—T. M. BECKLEY, M.A., M.D., LL.B., &c., Surgeon Major, late Senior Medical Officer H.M.S. Victor Emanuel, August 19th, 1874.

|                                                  |          |        |
|--------------------------------------------------|----------|--------|
| Lint, very superior . . . . .                    | per lb.  | 0 3 0  |
| Mackintosh Cloth, Lister's . . . . .             | per yard | 0 8 0  |
| Marine Lint, Picked Oakum, in tin case . . . . . | per lb.  | 0 1 0  |
| Masticating Knives, Arnold and Sons' Improved    | 7s. 6d.  | 0 10 6 |

## MEDICATED SUPPOSITORIES, PESSARIES, &amp;C. :

## Suppositories (Theobroma Oil).

|                          |                  |   |   |                      |
|--------------------------|------------------|---|---|----------------------|
| Acid, Tannic             | (Br. Ph., 1867.) | . | . | 3 grains.            |
| Lead, Acetate, and Opium | ( do. )          | . | . | 3 grains & 1 grain.  |
| Mercurial Ointment       | ( do. )          | . | . | 5 grains.            |
| Morphia, Hydrochlorate   | ( do. )          | . | . | $\frac{1}{2}$ grain. |

|                                  | Grains. |                                | Grains.              |
|----------------------------------|---------|--------------------------------|----------------------|
| Acid, Tannic                     | . 5     | Lead, Acetate                  | . 3                  |
| Acid, Tannic, and Acetate        |         | Lead, Acet. and Ext. Belladon. | $\frac{1}{2}$ & 2    |
| Lead                             | . 3 & 2 | Lead, Iodide                   | . 2                  |
| Acid, Tannic, and Ext. Belladon. | . 2 & 1 | Morphia Hydrochlorate          | . $\frac{1}{4}$ or 1 |
| Aloin and Soap                   | . 1 & 5 | Morphia and Ext. Belladon.     | $\frac{1}{2}$ & 3    |
| Belladonna, Extract              | . 2     | Morphia and Tannic Acid        | . $\frac{1}{2}$ & 3  |
| Chloral, Hydrate                 | . 5     | Opium                          | . 1 or 2             |
| Copper, Acetate                  | . 2     | Opium and Tannic Acid          | . 1 & 3              |
| Copper, Sulphate                 | . 2     | Opium and Gallic Acid          | . 1 & 2              |
| Gall and Opium                   | . 5 & 1 | Santonine                      | . 5                  |
| Gamboge                          | . 5     | Silver, Nitrate                | . 1                  |
| Iron, Perchloride                | . 2     | Zinc, Exsiccated Sulphate      | . 2                  |
|                                  |         | Zinc, Oxide                    | . 8                  |

## Suppositories (with non-greasy basis).

|                          |                      |   |   |                      |
|--------------------------|----------------------|---|---|----------------------|
| Carbolic Acid, with Soap | (Brit. Pharm., 1874) | . | . | 1 grain.             |
| Morphia, with Soap       | ( do. )              | . | . | $\frac{1}{2}$ grain. |
| Tannic Acid, with Soap   | ( do. )              | . | . | 3 grains.            |

In boxes of three dozen . . . . . per box £0 3 0

Pessaries, prepared with Theobroma Oil, and of the two-drachm size, unless otherwise ordered, in boxes of one dozen . . . . . per box 0 2 0.

|                               | Min.                 |                           | Grains.          |
|-------------------------------|----------------------|---------------------------|------------------|
| Acid, Carbolic                | . 2                  | *Iodine                   | . 2              |
| Acid, Tannic                  | 10                   | Iron, Perchloride         | . 5              |
| Acid, Tannic, and Opium       | . 6 & 2              | Lead, Acetate             | . $7\frac{1}{2}$ |
| *Aconitia                     | . $\frac{1}{8}$      | Lead, Acetate, and Opium  | . 5 & 2          |
| Alum                          | . 15                 | *Lead, Iodide             | . 5              |
| Alum and Catechu              | . 15                 | Mercury, Red Oxide        | . 2              |
| Atropia                       | . $\frac{1}{8}$      | Mercurial Ointment        | . 30             |
| Atropia and Bromide Potassium | . $\frac{1}{8}$ & 10 | *Morphia, Hydrochlorate   | . 1 or 2         |
| *Atropia and Iodide of Lead   | $\frac{1}{12}$ & 5   | Morphia and Tannic Acid   | . 1 & 10         |
| *Belladonna, Extract          | . 3                  | *Opium                    | . 3              |
| *Belladonna & Iodide of Lead  | 5 & 10               | Potassium, Bromide        | . 10             |
| *Bismuth, Trisnitrate         | . 10                 | Potassium, Iodide         | . 10             |
| Borax                         | . 15                 | Silver, Nitrate           | . 1              |
| *Chloral Hydrate              | . 10                 | Soda, Carbonate           | . 15             |
|                               |                      | *Zinc, Oxide              | . 15             |
|                               |                      | Zinc, Exsiccated Sulphate | . 3              |

Those marked with an asterisk \* may also be had prepared and with a non-GREASY basis, soluble and fusible, in which case they are usually made of the one drachm size.

Soluble Bougies, introduced by Sir Henry Thompson for the treatment of gonorrhœa and gleet. Cylinders about  $2\frac{1}{2}$  inches long; diameter similar to a No. 9 bougie or catheter. In boxes of one dozen, per box . . . . . £0 2 0

|                                   | Grains.         |                                   | Grains.                                |
|-----------------------------------|-----------------|-----------------------------------|----------------------------------------|
| Acid, Gallic. . . . .             | . 1             | Iron, Perchloride . . . . .       | . $\frac{1}{2}$ or 1                   |
| Acid, Gallic, and Opium . . . . . | . 1 each        | Lead, Acetate . . . . .           | . $\frac{1}{2}$ or 1                   |
| Acid, Tannic . . . . .            | . 1             | Lead, Acet. and Bismuth . . . . . | . $\frac{1}{2}$ & 10                   |
| Acid, Tannic, and Opium . . . . . | . 1 each        | Morphia, Hydrochlorate . . . . .  | . 1                                    |
| Belladonna, Extract . . . . .     | . 2             | Opium, Aqueous Extract . . . . .  | . 2                                    |
| Bismuth, Trisnitrate . . . . .    | . 10            | Silver, Nitrate . . . . .         | . $\frac{1}{4}$ , $\frac{1}{2}$ , or 1 |
| Copper, Sulphate . . . . .        | . $\frac{1}{2}$ | Zinc, Exs. Sulphate . . . . .     | . 1                                    |

*Vide 'Lancet,' May 12th, 1866.*

Other formulæ made to order.




FIG. 833.

Miner's and Fireman's Respirator, by Dr. Alfred King, registered, Fig. 833 . . . . . 0 10 6  
 Ditto ditto filled complete by Dr. King . . . . . 1 1 0

To enable any person to breathe in safety, smoke or other deadly vapours at fires or in underground places, sewers, wells, &c. With this Instrument properly fixed to the face any person may enter a house or apartment, no matter how dense the smoke, and breathe in safety.

Mortuary Table . . . . . 7 0 0



FIG. 834.

Nasal Syphon Douche, Fig. 834 . . . . . £0 6 0

To be used with tepid water or medicated solutions for the treatment of Ozæna, Hay Fever, bleeding from the nose, and all inflammatory diseases of the mucous membrane of the nostrils.

|                                   |          |   |   |   |
|-----------------------------------|----------|---|---|---|
| Oil Silk, very superior . . . . . | per yard | 0 | 4 | 6 |
| Onychia Forceps . . . . .         |          | 0 | 6 | 6 |
| Ditto Scissors . . . . .          |          | 0 | 3 | 6 |




FIG. 835.

|                                                                                                                                                                    |     |    |   |
|--------------------------------------------------------------------------------------------------------------------------------------------------------------------|-----|----|---|
| Operating Table, Arnold and Sons' Improved, polished oak, with adjustments enabling the operator to place the patient in any position required, Fig. 835 . . . . . | £21 | 0  | 0 |
| Ditto ditto without lever movement . . . . .                                                                                                                       | 15  | 0  | 0 |
| Ditto with head slide and flaps, and semi-circular ratchet supports . . . . .                                                                                      | 9   | 0  | 0 |
| Paley's Feeding Apparatus . . . . .                                                                                                                                | 2   | 12 | 0 |

This Instrument has two face-pieces, with india-rubber rim, tongue-depressor attached, and reservoir. Complete, as used by most asylums.

|                                                                        |   |    |   |
|------------------------------------------------------------------------|---|----|---|
| Pill Machine, for 24 pills . . . . .                                   | 1 | 1  | 0 |
| Ditto very superior . . . . .                                          | 1 | 8  | 0 |
| Ditto marble slab . . . . .                                            | 1 | 6  | 0 |
| Ditto ditto very superior . . . . .                                    | 1 | 12 | 0 |
| Pocket Bellows for Artificial Respiration, by Dr. Richardson . . . . . | 0 | 10 | 6 |
| Portable Laboratory . . . . . £2 2s. to                                | 7 | 7  | 0 |
| Powder Folders, improved . . . . .                                     | 0 | 17 | 6 |
| Rectum Plug, elastic gum . . . . .                                     | 0 | 2  | 6 |
| Ditto ivory . . . . .                                                  | 0 | 5  | 0 |
| Ditto metal . . . . .                                                  | 0 | 2  | 6 |
| Respirator, Carrick's Patent . . . . .                                 | 1 | 5  | 0 |

The Respirator can be used :—

- a. For ordinary purposes in cold weather, warm air being inspired instead of cold air, as is the case in using the ordinary respirator.
- b. For disinfecting the air which is breathed when a person is exposed to tainted or infectious atmosphere, as in hospitals, infected districts, &c., the felt being saturated with a weak solution of Condy's fluid.

For breathing air impregnated with irritating particles: thus it will be found most useful for iron-filers, needle-grinders, glass-grinders, millers, lime-burners, &c., the felt preventing the passage of the particles into the lungs.

The respirator can only be used as inhaler, where continuous inhalation at a low temperature is desired. Under these circumstances the sponge in the respirator is saturated with a medicated fluid.



FIG. 836.

Respirator, Collier's Aluminium, Fig. 836,

|       |                                              |                  |     |    |     |
|-------|----------------------------------------------|------------------|-----|----|-----|
|       |                                              | 2s. 6d., 3s. 6d. | £0  | 4  | 6   |
| Ditto | Orinasal . . . . .                           |                  | 6s. | 0  | 7 0 |
| Ditto | Arnold and Sons' Improved Dwarf, in tin case |                  |     |    |     |
|       |                                              | 3s. 6d.,         | 0   | 5  | 0   |
| Ditto | Nightingale's Invisible, No. 1 . . . . .     |                  | 0   | 5  | 6   |
| Ditto | ditto No. 2 . . . . .                        |                  | 0   | 10 | 6   |
| Ditto | ditto No. 3 . . . . .                        |                  | 1   | 1  | 0   |

For protecting the Mouth and Respiratory Organs against Cold, Damp, Fogs, Rebreathing the Breath, or Noxious influences.—Vide *Lancet*, January 13th and February 29th, 1872, *The British Medical Journal*, *Medical Times*, *Dental Journal*, *Chemist and Druggist*, &c.

|                                                                                                 |         |   |    |   |
|-------------------------------------------------------------------------------------------------|---------|---|----|---|
| Retractor, Morton's . . . . .                                                                   | 2s. 6d. | 0 | 3  | 6 |
| Ditto Copper . . . . .                                                                          |         | 0 | 1  | 6 |
| Sacking, Poles, and Irons, complete, for removing patients from the operating theatre . . . . . |         | 2 | 7  | 6 |
| Scales and Weights, Grain, in oak box, best make . . . . .                                      |         | 0 | 3  | 6 |
| Ditto box end beam, in mahogany . . . . .                                                       |         | 0 | 11 | 0 |
| Ditto Dispensing, with sliding pillar, in mahogany box, very superior . . . . .                 |         | 1 | 6  | 0 |
| Seton Tape . . . . .                                                                            |         | 0 | 0  | 8 |

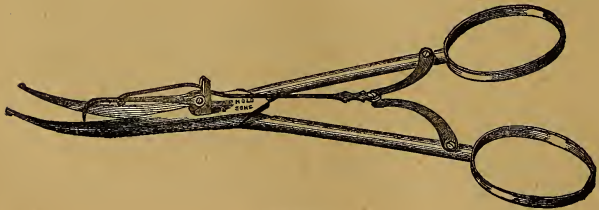


FIG. 837.

Skin-Grafting Scissors, Mr. Cripps', Fig. 837, *vide Lancet*, June 3rd, 1871 . . . . .

Spongio-Piline (Markwick's) . . . . . per yard

|   |    |   |
|---|----|---|
| 1 | 10 | 0 |
| 0 | 15 | 0 |



FIG. 838.

Starch Bandage Scissors, Seutin's, Fig. 838 . . . . .

|   |    |   |
|---|----|---|
| 0 | 12 | 0 |
|---|----|---|

|                                                      |         |        |
|------------------------------------------------------|---------|--------|
| Starch Bandage Scissors, Clover's, with short blades | 4s. 6d. | £0 5 0 |
| Statham's Student's Chemical Cabinet, No. 1          | .       | 1 0 0  |
| Ditto ditto No. 2                                    | .       | 1 11 6 |

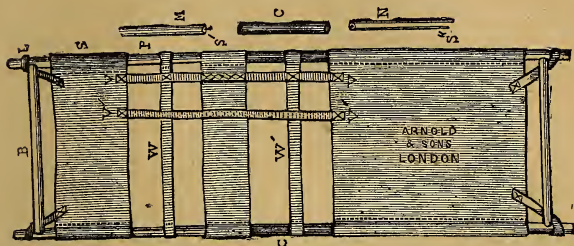


FIG. 839.

Stretcher, Improved, by C. R. Keetley (Registered), complete, Fig. 839 . . . . . 1 10 0

In many cases of typhoid and other fevers, of peritonitis and other inflammatory diseases, of bedsores, of various chronic diseases, in many surgical and obstetric cases, it is very desirable to have a mode of moving a patient from room to room, or from bed to bed, and a mode of changing the patient's bed and body linen, without causing the least avoidable disturbance or excitement.

The Improved Stretcher has been used with great satisfaction at St. Bartholomew's Hospital, London, and the Queen's Hospital, Birmingham.

Extract from *Lancet*, January 8th, 1876:—"It can be placed under the patient piecemeal, and afterwards easily and without danger of mistake fitted together again. It is only a skeleton of webbing in the part which sustains the back and buttocks, and thus allows bedsores and blisters to be easily dressed. The cutaneous sensibility of the back is so extremely blunt that the network of webbing feels like a whole and undivided piece."

Extract from *British Medical Journal*, January 22nd, 1876:—"Its chief advantages are—The most sensitive or feeble patient can be freely moved, with no sense of discomfort and no dangerous disturbance. Bedsores and blisters on the back can be easily dressed through its means, and even the back percussed or auscultated through it. It is light and portable, and packs into a parcel three feet long by five inches in diameter."

Vide *Medical Times and Gazette*, February 5th, 1876, and *Medical Press and Circular*, January 26th, 1876.

|                                                                  |   |   |   |   |       |
|------------------------------------------------------------------|---|---|---|---|-------|
| Students' Note Book                                              | . | . | . | . | 0 1 0 |
| Thermic Hammer, Dr. Day's, with Spirit Bottle, in case, complete | . | . | . | . | 0 8 6 |
| Ditto ditto ditto, ebony handle                                  | . | . | . | . | 0 6 6 |
| Ditto ivory handle                                               | . | . | . | . | 0 3 6 |
| Ditto ebony handle                                               | . | . | . | . | 0 2 6 |



FIG. 840.

Tourniquet, Improved Elastic, as suggested by Dr. Foulis,  
 Fig. 840 . . . . . £0 5 0

This Instrument consists of an india-rubber cord, threaded through a German silver or Vulcanite mount, having a slit in the upper face, as shown in the Engraving.




FIG. 841.

|                                                                                                                                           |        |
|-------------------------------------------------------------------------------------------------------------------------------------------|--------|
| Transfusion Apparatus, Aveling's, complete with two pipes and stopcocks, in case . . . . .                                                | 1 5 0  |
| Ditto with forceps and knives, complete, . . . . .                                                                                        | 1 10 0 |
| Fig. 841 . . . . .                                                                                                                        | 1 10 0 |
| Ditto Graily Hewitt's, consisting of Glass Syringe, two Silver Pipes, Operating Forceps, Lancet, and Scalpel, in case, complete . . . . . | 2 10 0 |
| Ditto Playfair's . . . . .                                                                                                                | 0 16 0 |
| Ditto Maisonneuve's . . . . .                                                                                                             | 0 16 0 |
| Trial Glasses, with double convex and concave lenses, prisms, tinted glasses, spectacle adapted with spring in mahogany case . . . . .    | 6 6 0  |
| Ditto without prisms . . . . .                                                                                                            | 5 0 0  |




FIG. 842.

|                                                                                                         |    |    |   |
|---------------------------------------------------------------------------------------------------------|----|----|---|
| Urinometer, Arnold and Sons' Improved, with indelible markings, Fig. 842 . . . . .                      | £0 | 5  | 0 |
| Vaccinating Instrument, Evans' . . . . .                                                                | 0  | 6  | 0 |
| Varicocele Ring, Wormald's . . . . .                                                                    | 0  | 1  | 0 |
| Vidal's Needle for Varicocele . . . . .                                                                 | 0  | 4  | 6 |
| Vulcanite (or hard rubber) Syringes 2s. 6d., 3s. 6d., 5s.,                                              | 0  | 7  | 6 |
| Wooden Figure, padded, life size, with moveable joints for demonstration . . . . .                      | 12 | 12 | 0 |
| Ditto smaller . . . . . £6 6s., £8 8s., and                                                             | 10 | 10 | 0 |
| Wordsworth's Canterbury, for destroying nævi, &c. . . . .                                               | 0  | 3  | 6 |
| Wormald's folding director and aneurism needle complete . . . . .                                       | 0  | 10 | 6 |
| Arnold and Sons' Improved Continuous Current Battery, 30 cells, in mahogany cabinet, complete . . . . . | 8  | 8  | 0 |
| Ditto ditto 50 cells . . . . .                                                                          | 12 | 12 | 0 |
| Ditto ditto 100 . . . . .                                                                               | 20 | 0  | 0 |
| Küchenmeister's Improved Scissors for dividing the cervix . . . . .                                     | 1  | 1  | 0 |

TABLE-KNIVES, RAZORS, &c.

|                                                                          |          |   |    |   |
|--------------------------------------------------------------------------|----------|---|----|---|
| Table Knives, Arnold and Sons' Superior, in best ivory handles . . . . . | per doz. | 2 | 10 | 0 |
| Dessert ditto, Superior ditto . . . . .                                  | ditto    | 2 | 0  | 0 |
| Carving Knife and Fork ditto . . . . .                                   | per pair | 0 | 15 | 0 |
| Poultry Carvers ditto . . . . .                                          | ditto    | 0 | 14 | 0 |
| Table Knives, in ivory handles . . . . .                                 | per doz. | 1 | 10 | 0 |
| Dessert ditto ditto . . . . .                                            | ditto    | 1 | 6  | 0 |
| Carving Knife and Fork ditto . . . . .                                   | per pair | 0 | 10 | 6 |
| Poultry Carvers ditto . . . . .                                          | ditto    | 0 | 10 | 6 |
| Table Knives, in ivory handles, plain quality . . . . .                  | per doz. | 1 | 5  | 0 |
| Dessert ditto ditto ditto . . . . .                                      | ditto    | 1 | 1  | 0 |
| Carving Knife and Fork ditto . . . . .                                   | per pair | 0 | 9  | 0 |
| Poultry Carvers ditto . . . . .                                          | ditto    | 0 | 9  | 0 |

|                                                      |          |             |
|------------------------------------------------------|----------|-------------|
| Table Knives and Forks, in bone handles              | per doz. | £0 12 0     |
| Dessert ditto ditto                                  | ditto    | 0 10 6      |
| Carver and Fork ditto                                | per pair | 0 5 6       |
| Table Knives, in black handles, with silver ferrules |          | 1 1 0       |
| Dessert ditto ditto ditto                            |          | 0 18 0      |
| Table Forks, stoutly electro-plated                  | per doz. | 42s. 2 10 0 |
| Dessert Forks, stoutly electro-plated                | ditto    | 32s. 2 0 0  |
| Table Spoons ditto                                   | ditto    | 40s. 2 8 0  |
| Dessert ditto ditto                                  | ditto    | 30s. 1 16 0 |
| Tea ditto ditto                                      | ditto    | 18s. 1 4 0  |
| Razors, in plain handles                             | per pair | 0 2 0       |
| Ditto good quality, black handles                    | ditto    | 0 5 0       |
| Ditto best ditto ditto                               | ditto    | 0 7 0       |
| Ditto good quality, ivory handles                    | ditto    | 0 9 0       |
| Ditto best ditto ditto                               | ditto    | 0 10 6      |
| Ditto very superior ditto                            | ditto    | 0 12 0      |
| Ditto ditto in tortoiseshell                         | ditto    | 0 14 0      |
| Heiffor's Razors, hollow ground                      | each     | 0 2 6       |

In an article on "Methods of obtaining Sections of Frogs' Eggs," the writer states:—"I find the best Razor for this purpose, and, indeed, for all microscopic purposes, to be the flexible edged razors made by John Heiffor, Sheffield, and stamped 'Made for the Army.' In order to render the edge flexible, these razors have their surfaces ground hollow; this hollow holds a great deal of spirit, and thus renders it easier to float the sections off. Moreover, the edge is extremely thin, and does not act as a wedge on a brittle substance like a frog's egg, and break the section in half. . . . Again, these razors are extremely easy to sharpen, and every microscopist ought to be able to put a fine edge on his own razor. . . ."

|                              |                  |       |
|------------------------------|------------------|-------|
| Pocket Knives, 1 blade       | 1s., 2s. 6d.     | 0 3 6 |
| Ditto 2 blades               | 1s. 6d., 3s. 6d. | 0 5 0 |
| Ditto 3 blades               | 2s., 5s.         | 0 7 6 |
| Ladies' Scissors, embroidery |                  | 0 3 6 |
| Ditto button hole            |                  | 0 3 6 |
| Ditto cutting out            | 3s. 6d.          | 0 5 0 |
| Ditto nail                   | 3s. 6d.          | 0 4 6 |

BY  
HER MAJESTY'S



ROYAL LETTERS  
PATENT.

ARNOLD & SONS'  
POCKET  
CLINICAL THERMOMETER.

Suggested by PROFESSOR BROWN.

- Vide 'Lancet' (2nd notice), December 19th, 1874.  
 „ 'Med. Times and Gaz.' (2nd notice), Feb. 27th, 1875.  
 „ 'British Medical Journal' (2nd notice), May 15th, 1874.  
 „ 'Lancet,' May 10th, 1873.  
 „ 'British Medical Journal,' June 7th, 1873.  
 „ 'Medical Times and Gazette,' May 24th, 1873.  
 „ 'Medical Record,' June 25th, 1873.  
 „ 'Students' Journal,' April 24th, 1875.  
 „ 'Medical Press and Circular,' June 4th, 1873.  
 „ 'Students' Journal,' June 7th, 1873.  
 „ 'Medical Record,' March 17th, 1875.

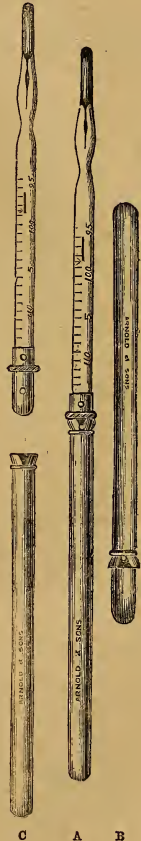
PRICES.

|                                                                | £ s. d. |
|----------------------------------------------------------------|---------|
| Patent Pocket Clinical Thermometer, with                       |         |
| Bayonet Joint, in Sterling Silver Case .                       | 0 12 6  |
| Ditto Ditto in German Silver Case                              | 0 10 6  |
| Ditto Ditto in Gold Case, ditto .                              | 1 10 0  |
| If with Centigrade Scale as well as Fahrenheit, 2s. 6d. extra. |         |

*All Instruments in Silver or Gold Cases have the Coloured Scale, which renders the reading more intelligible, and likewise the constriction, to prevent the possibility of the index descending into the bulb.*

Arnold and Sons guarantee the accuracy of every Thermometer, which is tested by a New Apparatus invented by themselves expressly for that purpose, and which has been verified at Kew.

The woodcut A shows the thermometer with case attached ; C, the instrument without the case ; and B, the thermometer when closed.



# BAISS BROTHERS & COMPANY,

JEWRY ST., ALDGATE, LONDON,

(LATE OF 102, LEADENHALL STREET,)

Wholesale & Export Druggists & Manufacturing Chemists.

---

All Orders attended to promptly and executed upon the best terms. Special quotations given to Hospitals, Dispensaries, Unions, and other large Consumers of Drugs, &c. Monthly Price Current upon application.

MESSRS. B. B. & CO. having been Shippers to all parts of the world for nearly 50 years, know the requirements as to quality, &c., of all parts of the globe, and give especial attention to packing.

---

## SPECIALITIES :

**FINEST COD-LIVER OIL**, in pints and half-pints.

**LIGHT BROWN COD-LIVER OIL**, in pints and half-pints.

**COD-LIVER OIL AND QUININE.**

„ **IODIDE OF IRON.**

„ „ **POTASSIUM.**

**THE IMPROVED EXTRA-STRONG SEIDLITZ POWDERS**, in Boxes prepared especially for hot climates.

---

## FLUID EXTRACT OF RED JAMAICA SARSAPARILLA.

FOR THE IMMEDIATE PRODUCTION OF THE DECOCTION BY THE ADDITION OF WATER.

---

*QUININE and PEPSINE WINES in Pints and Half-pints.*



FREEMAN'S



# CHLORODYNE

IS THE ORIGINAL AND ONLY GENUINE.

Discovered and Invented by **RICHARD FREEMAN**, in 1844.

It is one of those preparations so well known as having something in its composition which defies the imitator, and makes it an invaluable remedy. No other remedy known can be exhibited with so much confidence as a **SEDATIVE**, an **ANTISPASMODIC**, an **ASTRINGENT**, an **ANODYNE**, or **DIAPHORETIC**.

This preparation is now used by numerous Medical Gentlemen, and is one of those remedies so amply verified by experience. Of its efficacy in diarrhoea and dysentery there can be no doubt; a reference to the testimonials gives all the evidence to be desired. Its usefulness does not stop here; as a handy cough remedy, far surpassing the old linctus, it is unequalled; as an aid to the obstetric practitioner it is marvellous—from  $\text{m} \times \text{l}$  to  $\text{ʒj}$  administered when labour comes on does not affect the regularity or frequency of the pains, but acts on the system so as to deaden the exquisite suffering of the patient, superseding chloroform, ether, or chloral hydrate, which are acknowledged to be most dangerous; it also lessens the gravity of the after-pains, and often altogether removes them. A  $\text{ʒj}$  dose administered relaxes the most rigid stricture of the urethra in less than two hours' so that a catheter can be passed with ease.

Thus, in all cases of pain, it is preferable to opium and other narcotics; in nervous disorders it removes irritability and sleeplessness, without inducing headache and other depressing symptoms; and there can be no doubt that **FREEMAN'S CHLORODYNE** will eventually become one of the most sought-after remedies of the age. R. F. is quite convinced that a fair trial will permanently impress the physician or surgeon with its usefulness.

In its composition and effects it bears no resemblance to any of the many formulæ published, but has curative and chemical properties peculiarly its own; nor is there any analytical test for it. It has been found by the Profession and large numbers of the Public to succeed after all imitations had failed, and maintains its unaltered position as the **ONLY RELIABLE CHLORODYNE**.

**IMPORTANT CAUTION.**—Four Chancery Suits terminated in favour of **FREEMAN'S ORIGINAL CHLORODYNE**, and against Collis Brown and Davenport. Lord Chancellor Selborne, Lord Justice James, and Lord Justice Mellish condemned their proceedings, and decreed them to pay all costs, confirming the decision of Vice-Chancellor Sir W. Page Wood, which entitles R. FREEMAN to the Sole Right to use the word "**ORIGINAL**" as a prefix to **CHLORODYNE**. Reports of the Suits in *Times*, January 12th and 13th, 1864, and April 29th and July 24th, 1873; and *British Medical Journal*, May 3rd, 1873.

Sold in Bottles, 1s. 1½d.; 2 oz., 2s. 9d.; 4 oz., 4s. 6d.; 8 oz., 9s.; 10 oz., 11s.; and 20 oz., 20s. each; and for dispensing only, in bottles, fl. 8 oz., 8s., and fl. 20 oz., 18s. (in weight, one pound and a half). A liberal discount allowed. Special quotations given for quantities for Hospitals, Workhouses, Infirmaries, and other public Medical Institutions. Full directions in various languages.

Sole Manufacturer, **RICHARD FREEMAN**, Pharmacist,  
70, KENNINGTON PARK ROAD, LONDON, S.E.



**C. J. HEWLETT & SON,**  
**EXPORT DRUGGISTS,**  
**CREE CHURCH LANE, LONDON.**

---

ESTABLISHED 1832.

---

Messrs. C. J. H. & S. will be glad to receive Indents of Drugs, Chemicals, and Sundries, feeling sure that their experience of over forty years is sufficient guarantee that the orders will receive prompt attention, and the Drugs and Chemicals shipped will be of the best quality.

---

**SPECIALITIES, INFUSIONS, TINCTURES,**  
**ALL PHARMACEUTICAL PREPARATIONS AND**  
**PURE CHEMICALS.**

---

C. J. Hewlett & Son will be happy to forward their Price Current regularly on application.

# LESLIE'S PATENT TAPE PLAISTER

(ON CALICO, BROWN HOLLAND, OR SILK)

Is introduced to the Profession as the latest improvement in surgical appliances, being manufactured expressly to meet the requirements of Surgeons.

It is always *fit for use*, as it will keep for *any* time, in *any* climate.

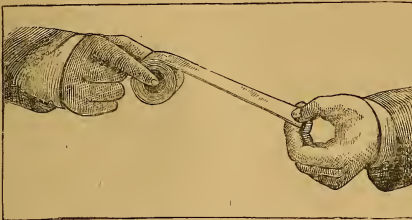
It is always *ready for use*, being in the most convenient form.

It is *economical*, as it may be used to the last inch.

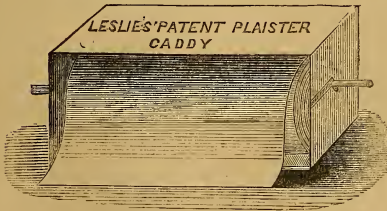
The Caddy represented below, into which 6-inch widths of 10 yards in length are fitted, is a novel arrangement, by which any length may be drawn out, so as to avoid handling.

It may be placed on a table, or fixed to the wall.

In Hospitals, or where quantities are required, a store box is so contrived as to contain corresponding rolls of Plaster, mounted on cane, to refit the Caddies. It is thus used in *several London Hospitals*.



LESLIE'S PATENT TAPE PLAISTER.



CADDY IN USE.

LESLIE'S PATENT TAPE PLAISTER on *Calico*, is made in widths of  $\frac{1}{4}$ -in.,  $\frac{1}{2}$ -in.,  $\frac{3}{4}$ -in., 1-in.,  $1\frac{1}{2}$ -in., 6 yds. long, in portable tin cases.

on *Brown Holland*, in widths of  $1\frac{1}{2}$ -in., in ditto.

*Note.*—This is made specially for use where great strength is required, as in fractures of ribs or limbs.

LESLIE'S PATENT COURT PLAISTER, in *Silk*, black or flesh coloured, is made in  $\frac{3}{4}$ -in. width, 3 yards long, in case.

*Note.*—This plaster is perfect for plastic operations, often avoiding sutures.

LESLIE'S PATENT BROWN-HOLLAND PLAISTER is also cut in oval sizes 4 $\frac{1}{2}$ , 6, 9, 12 inches long, for ready application to bed-sores or for simple support. At the suggestion of a medical man in extensive practice, medicated plasters may be at once produced by these ovals, with blistering liquid, croton oil, tartar emetic, mustard, or extract of belladonna, leaving a margin to ensure adhesion.

*Medical Purposes.*

For prices see pages 322 & 323 in Catalogue.

RELIABLE, SOLUBLE, PERMANENT.

# SUGAR-COATED PILLS,

FROM RECIPES IN BRITISH PHARMACOPEIA, AND PRESCRIPTIONS  
OF EMINENT PHYSICIANS,

FOR SALE BY

## WARNER & CO.,

### WHOLESALE DRUGGISTS,


20, CHARTERHOUSE SQUARE, LONDON, E.C.

| PILLS.                                                                                                                                    | PRICE   |         | PILLS.                                                                                                                                                                 | PRICE   |         |
|-------------------------------------------------------------------------------------------------------------------------------------------|---------|---------|------------------------------------------------------------------------------------------------------------------------------------------------------------------------|---------|---------|
|                                                                                                                                           | per 100 | per 500 |                                                                                                                                                                        | per 100 | per 500 |
| <b>ALOES BARBAD. B.P.</b> ... .. 1/3 ... 5/6<br>{ Barb. Aloes, Pv. Sapon. }<br>{ Ol. Carui, Confec. Rosæ, } 3 gr.                         |         |         | <b>AGUE</b> ... .. 2/3 ... 10/6<br>{ Chinoidin 2 gr., Ol. Pip. Nig. $\frac{3}{16}$ gr., }<br>{ Ext. Col. Co. $\frac{1}{2}$ gr., Ferri Sul. Exs. $\frac{1}{2}$ gr., }   |         |         |
| <b>ALOES et ASSAF. B.P.</b> ... .. 1/3 ... 5/6<br>{ Pv. Aloes Soc., Pv. Sapon. }<br>{ Assafœt., Confec. Rosæ, } 3 gr.                     |         |         | <b>ALOES et MASTICH.</b> ... .. 1/6 ... 6/9<br>(Aloes Soc., Mastich., Flor. Rosæ.)                                                                                     |         |         |
| <b>ALOES et FERRI, B.P.</b> ... .. 1/3 ... 5/6<br>{ Ferri Sulph., Pv. Cinnam. Co. }<br>{ Pv. Aloes Barb. Confec. Rosæ, } 3 gr.            |         |         | <b>ANTIBILIOUS</b> ... .. 1/6 ... 6/9<br>(Pv. Ext. Col. Co. 2 $\frac{1}{2}$ gr., Podophyllin $\frac{1}{2}$ gr.)                                                        |         |         |
| <b>ALOES et MYRRH. B.P.</b> ... .. 1/6 ... 6/9<br>{ Soc. Aloes, Crocus, }<br>{ Myrrh., Confec. Rosæ, } 3 gr.                              |         |         | <b>ANTIDYSPEPTIC</b> ... .. 2/3 ... 10/6<br>{ Strychnia $\frac{1}{16}$ gr. Mass. Hyd. 2 gr., }<br>{ Ext. Bellad. $\frac{1}{16}$ gr., Pv. Ext. Col. Co. 2 gr. }         |         |         |
| <b>ALOES SOCOT. B.P.</b> ... .. 1/3 ... 5/6<br>{ Soc. Aloes, Ol. Myrist. }<br>{ Sapon., Confec. Rosæ, } 3 gr.                             |         |         | <b>APERIENT</b> ... .. 2/3 ... 10/6<br>{ Ext. Nuc. Vom. $\frac{1}{2}$ gr., Ext. Hyoscy. $\frac{1}{2}$ gr. }                                                            |         |         |
| <b>ASSAFŒT. COMP. B.P.</b> ... .. 1/6 ... 6/9<br>(Assafœtida, Myrrh., Galbanum, Theriaca,—3 gr.)                                          |         |         | <b>CAMPHORE et HYOSCYAMI</b> 1/6 ... 6/9<br>(Camphora 1 gr., Ext. Hyoscyami, 1 gr.)                                                                                    |         |         |
| <b>CAMBŒGIE COMP. B.P.</b> ... .. 1/3 ... 5/6<br>{ Cambogia, Pv. Cinnam. Co. }<br>{ Aloes Barb., Pv. Sapon., Syrup. } 3 gr.               |         |         | <b>CATHARTIC. CO. (Exotic)</b> ... .. 1/6 ... 6/9<br>(Ext. Col. Co., Ext. Jalap., Calomel, Pv. Cambogia)                                                               |         |         |
| <b>COLOCYNTH. COMP. B.P.</b> ... .. 2/ ... 9/3<br>{ Pv. Colocynth., Scammonio, Ol. Caryoph. }<br>{ Pv. Aloes Barb. Potass. Sulph. } 3 gr. |         |         | <b>CATHARTIC. CO. (Improved)</b> ... 1/6 ... 6/9<br>{ Pv. Ext. Col. Co., Leptandrin, }<br>{ Pv. Ext. Jalap., Ext. Hyoscyami, } 3 gr.<br>{ Podophyllin, Ol. Menth. P. } |         |         |
| <b>COLOCYNTH. et HYOSCY. B.P.</b> 2/ ... 9/3<br>(Pili. Colocynth. Co., Ext. Hyoscyami,—3 gr.)                                             |         |         | <b>CATHARTIC. CO. (Vegetable)</b> ... 1/6 ... 6/9<br>{ Podophyllin, Ext. Colocynth. }<br>{ Res. Scammon., Sapon., Sem. Cardamom. }                                     |         |         |
| <b>CONII COMP. B.P.</b> ... .. 1/3 ... 5/6<br>(Ext. Conii, Pv. Ipecac., Theriaca,—2 gr.)                                                  |         |         | <b>DIURETIC</b> ... .. 1/6 ... 6/9<br>{ Pv. Saponis 2 gr., Sodæ Carb. Exs. 2 gr. }                                                                                     |         |         |
| <b>FERRI CARB. B.P.</b> ... .. 1/3 ... 5/6<br>(Ferri Carb. Sacch., Confec. Rosæ,—3 gr.)                                                   |         |         | { Ol. Juniperi gut. j. }                                                                                                                                               |         |         |
| <b>FERRI IODID. B.P.</b> ... .. 2/ ... 9/3                                                                                                |         |         | <b>EMMENAGOGUE</b> ... .. 3/ ... 14/3<br>{ Ergotine 1 gr., Ferri Sulph. Exs. 1 gr. }                                                                                   |         |         |
| <b>HYDRARGYRI, 3 gr., B.P.</b> ... 1/3 ... 5/6                                                                                            |         |         | { Ext. Helleb. Nig. 1 gr., Aloes Soc. 1 gr. }                                                                                                                          |         |         |
| <b>HYDRARG. SUBCHLOR. CO. B.P.</b> 1/3 ... 5/6<br>{ Hyd. Subchlor., Res. Guaiaci, }<br>{ Antimon. Sulphurat., Ol. Ricini, } 3 gr.         |         |         | { Ol. Savin $\frac{1}{2}$ gr. }                                                                                                                                        |         |         |
| <b>IPECAC. cum SCILLÆ, B.P.</b> ... 1/3 ... 5/6<br>{ Pv. Ipecac. Co., Pv. Ammoniac. }<br>{ Pv. Scillæ, Theriaca, } 3 gr.                  |         |         | <b>FERRI PYROPHOS.</b> 1 gr. ... 1/3 ... 5/6                                                                                                                           |         |         |
| <b>PLUMBI cum OPIO, B.P.</b> ... .. 2/ ... 9/3<br>(Plumbi Acet., Pv. Opii, Confec. Rosæ,—2 gr.)                                           |         |         | <b>NEURALGIC</b> ... .. 7/6 ... 36/9<br>{ Quinia Sulph. 2 gr., Strychnia $\frac{1}{16}$ gr. }                                                                          |         |         |
| <b>QUINÆ, 1 gr.</b> ... .. 3/9 ... 18/                                                                                                    |         |         | { Morph. Sulph. $\frac{1}{16}$ gr., Ac. Arseni., $\frac{1}{16}$ gr. }                                                                                                  |         |         |
| <b>SAPONIS COMP. B.P.</b> ... .. 2/ ... 9/3<br>(Pv. Opii, Pv. Sapon.—3 gr.)                                                               |         |         | { Ext. Aconiti $\frac{1}{2}$ gr. }                                                                                                                                     |         |         |
| <b>SCILLÆ COMP. B.P.</b> ... .. 1/3 ... 5/6<br>Ammoniac. } 3 gr.<br>Sapon. }                                                              |         |         | <b>OPII, CAPH. et TANNIN</b> ... .. 2/3 ... 10/6<br>(Pv. Opii $\frac{1}{2}$ gr., Pv. Camphoræ 1 gr., Tannin 2 gr.)                                                     |         |         |
|                                                                                                                                           |         |         | <b>QUIN. et FERRI et STRYCHNINÆ</b> 4/6 ... 21/9<br>{ Quinia Sulph. 1 gr., Ferri Carb. (Vallett) 2 gr. }                                                               |         |         |
|                                                                                                                                           |         |         | { Strychnia $\frac{1}{16}$ gr. }                                                                                                                                       |         |         |
|                                                                                                                                           |         |         | <b>RHEI COMP.</b> ... .. 2/ ... 9/3<br>{ Pv. Rhei, Pv. Aloes Soc. }                                                                                                    |         |         |
|                                                                                                                                           |         |         | { Pv. Myrrh., Ol. Menth. P. }                                                                                                                                          |         |         |
|                                                                                                                                           |         |         | <b>MORPHIÆ SULPH.</b> $\frac{1}{2}$ gr. ... .. 2/ ... 9/3                                                                                                              |         |         |
|                                                                                                                                           |         |         | <b>PODOPHYLLIN,</b> $\frac{1}{2}$ gr. ... .. 1/3 ... 5/6                                                                                                               |         |         |
|                                                                                                                                           |         |         | <b>PODOPHYLLIN CO.</b> ... .. 2/ ... 9/3<br>{ Podophyllin $\frac{1}{2}$ gr., Ext. Hyoscyami $\frac{1}{2}$ gr. }                                                        |         |         |
|                                                                                                                                           |         |         | { Ext. Nuc. Vom. $\frac{1}{16}$ gr. }                                                                                                                                  |         |         |
|                                                                                                                                           |         |         | <b>STRYCHNIA,</b> $\frac{1}{16}$ gr. ... .. 1/3 ... 5/6                                                                                                                |         |         |

# IMPROVED TAPERING SPECULUM

(REGISTERED).

Suggested by Dr. HALL DAVIS.



*Extract from the 'Lancet,' June 13th, 1874.*

"The advantages this Speculum presents over Ferguson's Glass Silvered Speculum are its non-fragility and its tapering form. It is easier of introduction. Moreover, the reflective and illuminating power is greatly increased."

*Extract from the 'British Medical Journal,' July 18th, 1874.*

"It is made in the most useful sizes, and produced in two combinations of metals, one electro-silver plate, and the other nickel-silver plated, which resists the action of acid and will not tarnish."

*Extract from the 'Medical Times and Gazette,' July 4th, 1874.*

"This Speculum has a trumpet-shaped external opening, the width of the instrument gradually diminished from this to its smaller extreme aperture."

*Extract from the 'Medical Press and Circular,' June 24th, 1874.*

"They are considerably lighter than any other Speculum hitherto introduced, and much cheaper. We have examined the Speculum and can recommend it."

*Extract from 'Obstetrical Journal,' June, 1874.*

"Dr. J. Hall Davis exhibited a Speculum manufactured by Arnold after Dr. Davis's design. The tube is suitably bevelled off at its uterine end, and the edges carefully rounded."

*Extract from 'Obstetrical Transactions,' vol. xvi.*

"We have all of us experienced the inconvenience attendant upon the employment of Ferguson's Vaginal Speculum, this arising from its ready liability to fracture under sudden changes of temperature and by collision. I had already on two occasions ordered a tapering metallic Speculum, but the makers did not carry out the order satisfactorily. I mentioned my requirement to Messrs. Arnold & Son, Surgical Instrument Makers, and they at once undertook, and have since executed, the commission in accordance with my instructions."

*'Braithwaite's Retrospect of Medicine,' vol. lxx.*

"This Speculum has been manufactured by Messrs. Arnold & Sons, 35 and 36, West Smithfield, in accordance with suggestions made by Dr. J. Hall Davis."

## PRICES:

Improved Tapering Speculum, Stoutly Silver Plated and Gilt, each, 12s. 6d.  
Do. Do., Do., per Set of Three, 30s.

Morocco Case, lined with Silk, for ditto, 5s. 6d.

Improved Tapering Speculum, Plated with Nickel Silver, each, 8s. 6d.

Do. Do., Do., per Set of Three, 21s.

Leather Case for ditto, 3s. 6d.


Glass, Silvered and covered with Elastic Gum, each, 6s. 6d.

Do. Do., per Set of Three 16s. 6d.


Leather Case for ditto, 3s. 6d.

WHOLESALE AND FOR EXPORTATION.


GEO: TREBLE & SON.



SHOW-CASE  
 MANUFACTURERS  
 AND MAKERS  
 OF A SUPERIOR STYLE OF  
 FITTINGS  
 FOR  
 SHOPS, SHOW-ROOMS,  
 BANKS & OFFICES.



BLACK  
 AND GOLD  
 SHOW-CASES  
 OF EVERY  
 DESCRIPTION  
 PACKED TO  
 ALL PARTS OF  
 THE WORLD.




PLANS  
 AND  
 ESTIMATES  
 FURNISHED.  
 MERCHANTS  
 AND  
 SHIPPERS  
 SUPPLIED.

41, 42, 43 & 44 GLOUCESTER ST., HOXTON, LONDON.  
 ILLUSTRATED CATALOGUES ON APPLICATION.

**GEORGE TREBLE & SON,  
MEDICAL FIXTURE MANUFACTURERS.**


SHOP FITTERS AND  
SHOP FRONT BUILDERS.



SHOP FRONT BUILDERS.

**TREBLE'S MODERN FITTINGS FOR CHEMISTS.  
COUNTERS WITH WOOD AND GLASS-CASE FRONTS.  
UPRIGHT SHOW-CASE WALL FITTINGS.**

PLATE-GLASS

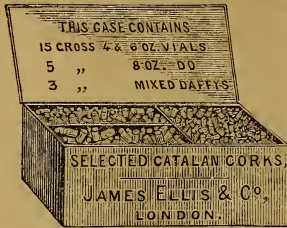


SHOW-CASE MAKERS.

*For full particulars of the above and 300 Designs see*  
**GEORGE TREBLE AND SON'S CATALOGUE,**  
POST FREE UPON RECEIPT OF TRADE CARD.

40, 41, 42, 43, & 44, GLOUCESTER STREET, HOXTON, LONDON.

**J. ELLIS & CO.'S**  
**SELECTED CATALAN CORKS,**  
 ASSORTED FOR THE USE OF  
**CHEMISTS, DRUGGISTS, AND SURGEONS,**  
**IN CASES,**  
 At 10s. 6d., 15s., 20s., 30s., and 40s. each.



**DESCRIPTIVE LIST.**

|                                                 |                                 |         |               |
|-------------------------------------------------|---------------------------------|---------|---------------|
| No. 1 contains 21 Gross—                        | 12 Gross 6 oz. Vials .....      | } ..... | s. d.<br>10 6 |
|                                                 | 6 ,, 8 ,, .....                 |         |               |
|                                                 | 3 ,, Daffys .....               |         |               |
| <i>Sound useful qualities for Cheap trades.</i> |                                 |         |               |
| No. 2 contains 16 Gross—                        | 10 Gross 4 and 6 oz. Vials..... | } ..... | 10 6          |
|                                                 | 4 ,, 8 oz. Vials .....          |         |               |
|                                                 | 2 ,, Daffys .....               |         |               |
| <i>Better qualities, really good and cheap.</i> |                                 |         |               |
| No. 3 contains 42 Gross—                        | 24 Gross 4 and 6 oz. Vials..... | } ..... | 20 0          |
|                                                 | 12 ,, 8 oz. Vials .....         |         |               |
|                                                 | 6 ,, Daffys .....               |         |               |
| <i>Same qualities as No. 1.</i>                 |                                 |         |               |
| No. 4 contains 30 Gross—                        | 20 Gross 4 and 6 oz. Vials..... | } ..... | 20 0          |
|                                                 | 6 ,, 8 oz. Vials .....          |         |               |
|                                                 | 4 ,, Daffys .....               |         |               |
| <i>Same qualities as No. 2.</i>                 |                                 |         |               |
| No. 5 contains 23 Gross—                        | 15 Gross 4 and 6 oz. Vials..... | } ..... | 15 0          |
|                                                 | 5 ,, 8 oz. Vials .....          |         |               |
|                                                 | 6 ,, Daffys .....               |         |               |
| <i>Same qualities as Nos. 2 and 4.</i>          |                                 |         |               |
| No. 6 contains 46 Gross—                        | 30 Gross 4 and 6 oz. Vials..... | } ..... | 30 0          |
|                                                 | 10 ,, 8 oz. Vials .....         |         |               |
|                                                 | 3 ,, Daffys .....               |         |               |
| <i>Double the quantity of No. 5.</i>            |                                 |         |               |
| No. 7 contains 40 Gross—                        | 20 Gross Dispensing Vials.....  | } ..... | 40 0          |
|                                                 | 10 ,, Fine Daffys .....         |         |               |
|                                                 | 10 ,, Super vials .....         |         |               |
| <i>Superior Dispensing Vials and Daffys.</i>    |                                 |         |               |

Larger quantities at proportionately cheap rates.

## J. ELLIS &amp; CO.'S

BEST  
QUALITY  
CORKS,IN CANVAS BAGS  
of 3, 6, 12, and  
24 GROSS EACH.

Packed and Arranged,  
of suitable sizes, for  
the use of  
CHEMISTS,  
SURGEONS, and  
DISPENSERS, and for  
PATENT MEDICINES,  
GUMS, INKS, &c.

These Corks are more free  
from dust, and are stronger  
and less liable to break  
than Machine-made  
or other Corks.

| Series A—Average length $\frac{3}{4}$ to 1 inch. |                                                   |                |
|--------------------------------------------------|---------------------------------------------------|----------------|
| No.                                              |                                                   | <i>s. d.</i>   |
| 1                                                | cont. 3 gr. $\frac{1}{2}$ oz. to 4 oz. Vial Corks | 0 5            |
| 2                                                | " 6 do. do.                                       | do.            |
| 3                                                | " 12 do. do.                                      | do. per gross. |
| 4                                                | " 24 do. do.                                      | do.            |
| -----                                            |                                                   |                |
| 5                                                | " 3 gr. 4, 6, & 8 oz. Vial Corks                  | 0 5            |
| 6                                                | " 6 do. do.                                       | do.            |
| 7                                                | " 12 do. do.                                      | do. per gross. |
| 8                                                | " 24 do. do.                                      | do.            |
| -----                                            |                                                   |                |
| 9                                                | " 3 gr. $\frac{1}{2}$ to 4 oz. Vial Corks ...     | 0 7            |
| 10                                               | " 6 do. do.                                       | do.            |
| 11                                               | " 12 do. do.                                      | do. per gross. |
| 12                                               | " 24 do. do.                                      | do.            |
| -----                                            |                                                   |                |
| 13                                               | " 3 gr. 4, 6, & 8 oz. Vial Corks                  | 0 7            |
| 14                                               | " 6 do. do.                                       | do.            |
| 15                                               | " 12 do. do.                                      | do. per gross. |
| 16                                               | " 24 do. do.                                      | do.            |
| -----                                            |                                                   |                |
| 17                                               | " 3 gr. $\frac{1}{2}$ to 4 oz. Vial Corks ...     | 0 10           |
| 18                                               | " 6 do. do.                                       | do.            |
| 19                                               | " 12 do. do.                                      | do. per gross. |
| 20                                               | " 24 do. do.                                      | do.            |
| -----                                            |                                                   |                |
| 21                                               | " 3 gr. 4 to 6 oz. Vial Corks...                  | 0 10           |
| 22                                               | " 6 do. do.                                       | do.            |
| 23                                               | " 12 do. do.                                      | do. per gross. |
| 24                                               | " 24 do. do.                                      | do.            |

| Series B—Average length 1 to $1\frac{1}{8}$ inch. |                                       |                |
|---------------------------------------------------|---------------------------------------|----------------|
| 25                                                | cont. 3 gr. 2 to 8 oz. Vial Corks ... | 1 0            |
| 26                                                | " 6 do. do.                           | do.            |
| 27                                                | " 12 do. do.                          | do. per gross. |
| 28                                                | " 24 do. do.                          | do.            |
| -----                                             |                                       |                |
| 29                                                | " 3 gr. 2 to 8 oz. Vial Corks ...     | 1 3            |
| 30                                                | " 6 do. do.                           | do.            |
| 31                                                | " 12 do. do.                          | do. per gross. |
| 32                                                | " 24 do. do.                          | do.            |

| Series C—Average length $1\frac{1}{4}$ to $1\frac{3}{8}$ each. |                                       |                |
|----------------------------------------------------------------|---------------------------------------|----------------|
| No.                                                            |                                       | <i>s. d.</i>   |
| 33                                                             | cont. 3 gr. 2 to 8 oz. Vial Corks ... | 1 0            |
| 34                                                             | " 6 do. do.                           | do.            |
| 35                                                             | " 12 do. do.                          | do. per gross. |
| 36                                                             | " 24 do. do.                          | do.            |
| -----                                                          |                                       |                |
| 37                                                             | " 3 gr. 2 to 8 oz. Vial Corks ...     | 1 4            |
| 38                                                             | " 6 do. do.                           | do.            |
| 39                                                             | " 12 do. do.                          | do. per gross. |
| 40                                                             | " 24 do. do.                          | do.            |
| -----                                                          |                                       |                |
| 41                                                             | " 3 gr. 2 to 8 oz. Vial Corks ...     | 1 9            |
| 42                                                             | " 6 do. do.                           | do.            |
| 43                                                             | " 12 do. do.                          | do. per gross. |
| 44                                                             | " 24 do. do.                          | do.            |

| Series D—Average length 1 to $1\frac{7}{8}$ each. |                                     |                |
|---------------------------------------------------|-------------------------------------|----------------|
| 45                                                | cont. 3 gr. Fine Short Daffys ..... | 1 0            |
| 46                                                | " 6 do. do.                         | do.            |
| 47                                                | " 12 do. do.                        | do. per gross. |
| 48                                                | " 24 do. do.                        | do.            |

| Series E—Average length $1\frac{1}{4}$ inch. |                                    |                |
|----------------------------------------------|------------------------------------|----------------|
| 49                                           | cont. 3 gr. Fine Long Daffys ..... | 1 4            |
| 50                                           | " 6 do. do.                        | do.            |
| 51                                           | " 12 do. do.                       | do. per gross. |
| 52                                           | " 24 do. do.                       | do.            |

|    |                                |                |
|----|--------------------------------|----------------|
| 53 | " 3 gr. Fine Long Daffys ..... | 2 0            |
| 54 | " 6 do. do.                    | do.            |
| 55 | " 12 do. do.                   | do. per gross. |
| 56 | " 24 do. do.                   | do.            |

|    |                                |                |
|----|--------------------------------|----------------|
| 57 | " 3 gr. Fine Long Daffys ..... | 2 6            |
| 58 | " 6 do. do.                    | do.            |
| 59 | " 12 do. do.                   | do. per gross. |
| 60 | " 24 do. do.                   | do.            |

They will be found uniform, in quality and size, and once selected, the number only of the Bags need be given in ordering.



**W. MATHER,**

WHOLESALE AND  
EXPORT



# DRUGGISTS' SUNDRYMAN,

COURT PLASTER, GOLD BEATERS' SKIN, AND  
SURGICAL PLASTER MANUFACTURER,

SURGICAL INSTRUMENT AND MEDICAL GLASS  
DEALER.

**LONDON AND MANCHESTER.**

~~~~~  
*10 per cent. Discount for Cash. Special Quotations to Wholesale
and Export Buyers.*
~~~~~

Chemists and Druggists not receiving **MATHER'S  
PRICES CURRENT**, comprising Druggists' Sundries,  
Medical Glass Ware, Perfumery, Surgical Plasters, &c.,  
&c., in due course, are respectfully requested to forward  
their names and addresses to Publishing Department,



**14, BATH STREET,  
NEWGATE STREET,**

LONDON,



When they will be placed on the Register for regular  
transmission.

# MATHER'S SPECIALITIES.

---

- MATHER'S Adhesive Spread Plaster.**  
**MATHER'S Alexandra Breast Exhauster.**  
**MATHER'S Balsamic Plaster.**  
**MATHER'S Bunion Plaster.**  
**MATHER'S Benzoline.**  
**MATHER'S Cough Lozenges.**  
**MATHER'S Camphor Rolls.**  
**MATHER'S Corn Plasters.**  
**MATHER'S Court Plaster.**  
**MATHER'S Chemical Fly Papers.**  
**MATHER'S Chlorodyne Lozenges.**  
**MATHER'S Chest Protectors.**  
**MATHER'S Emp. Cer. Saponis.**  
**MATHER'S Elastic Gum Bougies and Catheters.**  
**MATHER'S Elastic Stockings, Belts, &c.**  
**MATHER'S Family Marking Ink.**  
**MATHER'S Feeding Bottles.**  
**MATHER'S Flesh Gloves and Rubbers.**  
**MATHER'S Gilkerson's Regulating Measures.**  
**MATHER'S India-rubber Syringes, &c., &c.**  
**MATHER'S India-rubber Teats, &c.**  
**MATHER'S Improved Ear and Eye Sponge.**  
**MATHER'S India-rubber Tubing, made specially for Feeding Bottles.**  
**MATHER'S "Nelson's" Improved Inhaler.**  
**MATHER'S Oriental Rose Cream.**  
**MATHER'S Poor Man's Plasters.**  
**MATHER'S Prince of Wales Floats and Wicks.**  
**MATHER'S "Princess" and other Feeding Bottles.**  
**MATHER'S Pill Machines.**  
**MATHER'S Perfumes in bottle and bulk.**  
**MATHER'S Root and Drug Cutter.**  
**MATHER'S Sponge Bags.**  
**MATHER'S Tincture Presses.**  
**MATHER'S Vent Pegs (Dolby's Patent).**  
**MATHER'S Violet Powder.**

# HENRY CROUCH'S "PREMIER" BINOCULAR MICROSCOPE.

IT HAS CONCENTRIC ROTATING STAGE, HAVING RECTANGULAR MECHANICAL ADJUSTMENTS, POSSESSING MANY IMPORTANT ADVANTAGES, AND ALL THE LATEST IMPROVEMENTS.

With 1-in. 25°,  $\frac{1}{4}$ -in. 85°, Rack Adjustment to Draw Tubes, large Concave and Plane Mirrors, Stand Condenser and Portable Mahogany Cabinet, packed Complete, £15 15s.

EDUCATIONAL MICROSCOPE,  
from £3 12s. 6d.  
STUDENT'S BINOCULAR MICROSCOPE,  
from £11 11s.  
*As supplied to the Arctic Expedition.*



The new Centring Arrangement, by which the rotation of the Stage is rendered perfectly concentric with the highest power Objectives instantaneously, is now completed.

CATALOGUE FULLY ILLUSTRATED FOR SIX STAMPS.

H. CROUCH, 66, Barbican, London, E.C.

**MAY, ROBERTS AND CO.,**

LATE

**DIXON, DEAN AND CO.,**

WHOLESALE AND EXPORT

**DRUGGISTS' SUNDRIESMEN,**

**14, 15, 16, COW CROSS STREET, WEST SMITHFIELD,**

LONDON,

*SEND THEIR ILLUSTRATED CATALOGUE POST FREE  
ON APPLICATION.*

*Manufacturers and Dealers*

IN

**MEDICAL GLASS AND EARTHENWARE,  
INFANTS' FEEDING BOTTLES,  
SMELLING BOTTLES,  
PROPRIETARY ARTICLES,  
BRUSHES AND PERFUMERY,  
SHOP FITTINGS AND GLASS SHOW CASES,  
METEOROLOGICAL AND OPTICAL INSTRUMENTS, and  
DRUGGISTS' SUNDRIES OF EVERY DESCRIPTION.**

---

*All Goods can be had through Messrs. Arnold and Sons at their  
Catalogue prices.*

**ARNOLD & SONS' OBSTETRIC BAG (REGISTERED).**

As suggested by DR. GREENHALGH.




Fig. 1.

**Dr. GREENHALGH'S OBSTETRIC BAG (Fig. 1) contains—**

|                                                                   |                              |
|-------------------------------------------------------------------|------------------------------|
| Midwifery Forceps.                                                | Chloroform Inhaler.          |
| Perforator.                                                       | Chloroform Bottle.           |
| Craniotomy Forceps.                                               | Uterine Syringe and Enema.   |
| Blunt Hook.                                                       | Spray Apparatus.             |
| Crotchet.                                                         | Stoppered Bottles for Ether, |
| Frænum Scissors.                                                  | Opium, Ammonia, Chloro-      |
| Female Catheter.                                                  | form, Tincture of Iron, &c.  |
| <b>OBSTETRIC BAG, fitted complete, with Instruments, as above</b> | <b>£8.</b>                   |
| <b>Ditto, Instruments Plated Nickel Silver ... ..</b>             | <b>£10.</b>                  |

**ARNOLD & SONS' OBSTETRIC BAG (REGISTERED).**

As suggested by DR. BARNES.

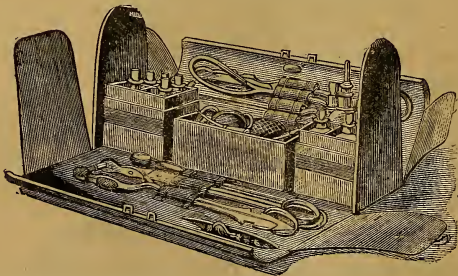


Fig. 2.

**Dr. BARNES'S OBSTETRIC BAG (Fig. 2) contains—**

|                                                                   |                              |
|-------------------------------------------------------------------|------------------------------|
| Midwifery Forceps.                                                | Chloroform Inhaler.          |
| Perforator.                                                       | Chloroform Bottle.           |
| Craniotomy Forceps.                                               | Uterine Syringe and Enema.   |
| Blunt Hook.                                                       | Dilating Apparatus.          |
| Crotchet.                                                         | Stoppered Bottles for Ether, |
| Frænum Scissors.                                                  | Opium, Ammonia, and Por-     |
| Female Catheter.                                                  | cupiæ Quill, &c., &c.        |
| <b>OBSTETRIC BAG, fitted complete, with Instruments, as above</b> | <b>£8.</b>                   |
| <b>Ditto, Instruments Plated Nickel Silver ... ..</b>             | <b>£10.</b>                  |


# LEATH & ROSS, HOMŒOPATHIC CHEMISTS, 9, VERE STREET, W., & 5, ST. PAUL'S CHURCHYARD, E.C., LONDON.

ESTABLISHED 1835.

*Homœopathic Medicines supplied put up ready for sale and assorted for Merchants, Wholesale Druggists, and Shippers.*

**TERMS ON APPLICATION TO THE WHOLESALE DEPARTMENT, 9, VERE STREET, W.**

|                |           |   |   |                          |                        |   |                          |
|----------------|-----------|---|---|--------------------------|------------------------|---|--------------------------|
| LEATH & ROSS'S | NEURALINE | - | - | 1/1½, 2/9, 4/6, and 10/6 |                        |   |                          |
| "              | "         |   |   | GLYKALINE                | -                      | - | 1/1½, 2/9, 4/6, and 10/6 |
| "              | "         |   |   | AUROSINE                 | -                      | - | 1/-, 1/6, 2/6, and 4/6   |
| "              | "         |   |   | TOOTH TINCTURE           | 1/-, 1/6, 2/6, and 4/6 |   |                          |




## THE MISSIONARY'S CASE

Contains all the remedies prescribed in *Laurie's Epitome*, and encloses the book, price £4 4s.

## THE MOTHER'S CASE

Contains 28 bottles of Tinctures or Pilules, with book of directions, price 20s.



## THE FAMILY CASE

Contains all the remedies in *Laurie's Guide*, and encloses the work, price £2 2s.



# HORSE, CATTLE, AND SHEEP MEDICINES.



By Royal Appointment.



DAY, SON, & HEWITT,

## THE SOLE ORIGINATORS AND ONLY PROPRIETORS OF THE STOCK-BREEDERS' MEDICINE CHESTS

For all Disorders in Horses, Cattle, Calves, Sheep, and Lambs.

*Patronized by Royalty, and used for over 40 years by the principal Stock-breeders, Horse Proprietors, and Agriculturists of the British Empire.*

Price Complete, 56s. 6d.  
Keep good 20 years.



Carriage paid to any Port  
or Railway Station.

THE No. 2 CHEST CONTAINS THE FOLLOWING MATCHLESS PREPARATIONS:

The **CHEMICAL EXTRACT** for Kicks, Cuts, Wounds, Bruises, Sore Udders, all External injuries, and Ewes Lambing.

The **GASEOUS FLUID** for Fret, Colic, and Gripes in Horses, and Scour and Debility in Cattle and Sheep.

The **RED DRENCHES**, for Cleansing after Calving and Lambing; for Yellows, Fevers, Epidemics, and all inflammatory disorders.

The **RED PASTE BALLS**, for conditioning Horses, and imparting a mole-like sleekness of coat.

The **"BRONCHOLINE,"** for Husk and Hoose in Sheep and Lambs; and the **"GASEODYNE," "CARMINATIVE CHALK," "ALCOHOLIC ETHER,"** &c.

Price of Chest No. 2, including "Key to Farriery," £2 16s. 0d.

*Sent Carriage Paid. Each Article can be had separately in Boxes.*

No. 1 complete Medicine Chest, with "Key to Farriery," £6 6s. 0d.

Awarded "Certificate of Merit" by the National Agricultural Society in Victoria, Australia, Spring Exhibition, 1871; "President's Medal" at the Spalding Show, July, 1872; "Silver Medal," Manchester and Salford Show, November, 1874; "Silver Medal," Preston Agricultural Show, June, 1875; "Silver Medal," Northamptonshire Agricultural Society, Stamford Show, September, 1875; "Silver Medal," Cheshire Agricultural Society, Crewe Show, September, 1875; and "Special Prize," National Agricultural Society of Victoria, Australia, Spring Exhibition, November, 1875.

These important inventions have stood the test of time, and are the true Farmers' Friend and Guide in all his Cattle Diseases.

### Caution.

*Beware of IMITATIONS, and see that the name of DAY, SON, & HEWITT, is on all Bottles and Packets.*



## DAY, SON, & HEWITT,

22, Dorset Street, Baker Street, London, W.; and Wantage, Berks.

**BLACKWELL,**

**PATENT SADDLERY, HARNESS MANUFACTURER, ETC.,**

TO HER MAJESTY AND H.R.H. THE PRINCE OF WALES,

**259, OXFORD STREET, LONDON,**

NEAR THE MARBLE ARCH.



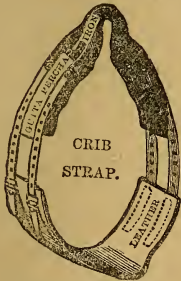
Registered 1870,  
At Stationers' Hall,  
Paris, and Germany.



**COLTS and YOUNG UNTRACTABLE HORSES BROKEN by KIND and GENTLE TREATMENT,** Temperate and Easy Mouthed, by using Blackwell's Patent Whalebone and Gutta-percha Jockeys, Rubber Spring Reins, 70s. ; Hire, 2s. per week.


*SPECIAL APPLIANCES FOR HORSES.*

Breaking Tackle of all kinds ; Cavessons, Lunge Reins, Improved Straight Mouth, Slide Cheek Breaking Bits with Players, from 1 to 4 lbs. Rubber Springs for Straps, Rollers, &c., 2s. Metal Springs to Chains, Whips, Reins, &c.



**CRIB STRAP, 21s.**

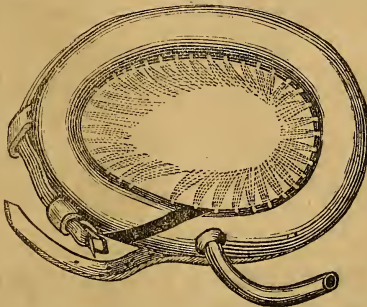
And various Muzzles to prevent Crib Biting, Wind Sucking Bits, &c.



Rubber Patent Springs to Driving and Riding Reins, very safe for Ladies, 12s. a pair. Springs to Gag and Bearing Reins, &c.



Web Fetlock, Speedy, Leg, Knee, Hock, and Ring Boots to buckle on. Sandal Hunting Shoes, &c.



Patent Apparatus of Perforated Tubes, for Legs of Horses, producing jets of cold water (or hot for fomentation), 15s. TO BE HAD OF ALL SADDLERS.



# PRICE LIST

OF

PULVERMACHER'S

IMPROVED

## PATENT MEDICO-GALVANIC APPLIANCES

### GALVANO-PILINE CHAIN-BANDS.

A. Narrow CHAIN-BANDS for Sciatica, Rheumatic, Neuralgic, and Gouty Pains, Chronic Rheumatism, Local Paralysis, and Cramp in the Extremities, according to Electric power.

| No.                         | Inches long.                 |        | £   | s. | d.   |
|-----------------------------|------------------------------|--------|-----|----|------|
| 0, full electric power, 36, | applicable for the Limbs     | ... .. | ... | 1  | 2 0  |
| 1, less power, 30,          | ,, for the Limbs and Stomach | ... .. | ... | 0  | 18 0 |
| 2, medium power, 24,        | ,, for the Limbs and Stomach | ... .. | ... | 0  | 15 0 |
| 3, weak power, 16,          | ,, for the Head and Face     | ... .. | ... | 0  | 10 6 |
| 4, weakest power, 8,        | ,, for the Wrists and Ankles | ... .. | ... | 0  | 5 0  |

B. Broad CHAIN-BANDS or Belts for Lumbago, Indigestion, Liver, Chest, and Nervous Complaints, &c., wearable as a Belt.

C. Broad CHAIN-BANDS for Nervous Deafness, Head, Tooth, and Face Aches, and Noises in the Head.

D. Broad CHAINS for Loss of Voice and other Affections of the Throat, Asthma, and Spinal Complaints.

E. Broad CHAIN-BANDS for Writer's Cramp, Trembling, Nervousness, &c.

| No.                   | Inches long.                                 |        | £   | s. | d.   |
|-----------------------|----------------------------------------------|--------|-----|----|------|
| 0, full power, 25,    | Spinal Band                                  | ... .. | ... | 1  | 2 0  |
| 1, less power, 21,    | applicable for the Loins, Spine, and Stomach | ... .. | ... | 0  | 18 0 |
| 2, medium power, 16½, | ,, for the Abdomen, Head, and Face           | ... .. | ... | 0  | 15 0 |
| 3, less power, 12,    | ,, for the Knee-joints and Neck              | ... .. | ... | 0  | 10 6 |
| 4, weak power, 6,     | Short Band, Bracelet                         | ... .. | ... | 0  | 5 0  |

F. COMBINED BANDS for General Debility, Central Paralysis, Epilepsy, and Functional Disorders ... .. 40s., 50s., and 60s.  
Complete Set, with Belt and Volta-Electric Battery, £5, £8, and £10 10s.

### CHAIN BATTERIES.

G. CHAIN-BATTERIES for Extreme Nervous Debility, Paralysis, and for Restoring Exhausted Vital Energy (to be used in conjunction with specially combined Bands) ... .. £3 10s. to £4 4s.

H. CHAIN INTENSITY BATTERIES for Treatment by Electric Baths in the Patient's Own Bedroom in various cases, for Paralysis, Want of Power, &c., and for eliminating poisonous substances from the system (lead and mercury) ... .. 60 elements, £3 3s.; 120 elements, £6 6s.

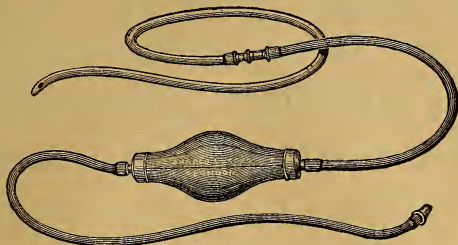
I. COILED BAND INTENSITY BATTERIES ... .. £3

J. L. PULVERMACHER'S Galvanic Establishment,

194, REGENT STREET, LONDON, W.

Post-Office Orders payable at Foubert's Place, Regent Street.

# TOSSWILL'S SYPHON STOMACH-PUMP.



## USE OF THE STOMACH-PUMP.

“Washing out of the stomach, and the aspiration of liquids secreted by it, is more and more practised in Germany, since Kussmaul highly praised this method. Dr. Schliep uses it in nearly all affections of the stomach, especially in chronic gastritis, with or without dilatation. The cure of chronic catarrh, according to his account in the *Deutsche Klinik*, vol. xiv, would require but a limited number of applications. In simple catarrh, five would suffice on an average. He uses this method even in the dyspepsia of consumptive patients. In dilatation of the stomach, he empties that organ with the pump every day. He performs the washing out even in cancer with pure water; or adds bicarbonate of soda to the water, if the liquids be very acid; or permanganate of potash, if these liquids show signs of fermentation; carbolic acid, when they contain vegetable parasites; boracic acid, as a disinfectant; and tincture of myrrh, in atonic dyspepsia with abundant secretion of mucus.”

*Extract from 'British Medical Journal,' Feb. 14th, 1874.*

“For some time past I have felt convinced that the Stomach-Pump now in use is far from a perfect apparatus. It is costly, not particularly portable, and, above all, a dangerous instrument. I wish, therefore, to bring before the notice of the Profession a Stomach-Pump on a novel principle, which has been made by Messrs. Arnold and Sons, the well-known Instrument Makers in West Smithfield.”

*Extract from 'Medical Times and Gazette,' Feb. 14th, 1874.*

“The advantages claimed for the instrument are—freedom from danger, cheapness, and increased portability; it can be easily carried in the coat pocket, and it is almost impossible to perforate the coats of the stomach or œsophagus, be the operator ever so clumsy or ignorant.”

*Extract from 'Medical Press and Circular,' Feb. 11th, 1874.*

“In a case of opium-poisoning, I have lately used this instrument, and by means of it thoroughly washed out the patient's stomach in a very brief space of time. I would draw especial notice to the low price at which this instrument is to be obtained.”

*Extract from 'London Medical Record,' March 4th, 1874.*

“Its passage down the œsophagus, as in the case of Thompson's Catheter in the urethra, is effected by twisting it round and round in the hand until it has reached the stomach. I need scarcely point out how much less pain the soft flexible tube must cause than the hard, somewhat inelastic tube generally used.”

*Extract from 'Braithwaite's Retrospect of Medicine,' vol. lxxix.*

“The ordinary Stomach-Pump is both costly and cumbrous, moreover its use is not unattended with danger. A much simpler and better instrument is one recently made by Messrs. Arnold & Sons, West Smithfield.”

Price:—SYPHON STOMACH-PUMP, with Tubing, Mounts, Mouth-Gag, &c., in Mahogany Case, complete, 15s.

# S. & H. HARRIS,

ORIGINAL MANUFACTURERS OF THE

## JUSTLY CELEBRATED HARNESS BLACKING,

PASTE FOR POLISHING METALS, GLASS, &c.,

57, MANSELL STREET, WHITECHAPEL,

LONDON.

|                                         | Size.        | Pr. doz.     |                                        | Size.                    | Pr. doz.     |         |
|-----------------------------------------|--------------|--------------|----------------------------------------|--------------------------|--------------|---------|
|                                         | <i>s. d.</i> | <i>s. d.</i> |                                        | <i>s. d.</i>             | <i>s. d.</i> |         |
| <b>HARNESS COMPOSITION,</b>             |              |              |                                        |                          |              |         |
| Waterproof.....                         | 0 6          | ... 4 0      | <b>PLATE POWDER, white, in</b>         |                          |              |         |
| Ditto do. ....                          | 1 0          | ... 8 0      | wood boxes.....                        | 0 6                      | ... 3 6      |         |
| Ditto do. ....                          | 1 6          | ...12 0      | Ditto do. ....                         | 1 0                      | ... 7 0      |         |
| Ditto do. Sponge                        | 1 6          | ...12 0      | Ditto in Tins .....                    | 0 6                      | ... 4 0      |         |
| <b>POLISHING PASTE, for</b>             |              |              | Ditto do. ....                         | 1 0                      | ... 7 0      |         |
| Cleaning Metals and                     | 0 6          | ... 4 0      | Ditto black, in Tins ...               | 0 6                      | ... 3 6      |         |
| Glass (in Pots and Tins)                | 1 0          | ... 8 0      | Ditto do. ....                         | 1 0                      | ... 7 0      |         |
| Ditto do. Tins ...                      | 0 3          | ... 2 0      | Ditto, rouge, in wood boxes            | 1 0                      | ... 8 0      |         |
| <b>HARNESS LIQUID</b> .....             | 0 6          | ... 4 0      | <b>WATERPROOF HARNESS</b> }            |                          | ...24 0      |         |
| Ditto .....                             | 1 0          | ... 8 0      | POLISH (Liquid) .....                  |                          |              |         |
| Ditto .....                             | 1 6          | ...12 0      | Ditto Henry's India-                   |                          | ...12 0      |         |
| Ditto .....                             | 2 0          | ...16 0      | rubber Varnish .....                   |                          |              |         |
| <b>JET BLACK OIL for Harness</b>        | 0 9          | ... 6 0      | <b>ENAMELLED JAPAN</b> .....           | 1 0                      | ... 8 0      |         |
| Ditto do. ....                          | 1 0          | ... 8 0      | Ditto .....                            | 1 6                      | ...12 0      |         |
| <b>POUCH BLACKING</b> .....             | 0 6          | ... 4 0      | <b>BLACK DYE, for Staining</b> ... 0 6 | ... 3 6                  |              |         |
| Ditto .....                             | 1 0          | ... 8 0      | Ditto do. ....                         | 1 0                      | ... 7 0      |         |
| <b>SHOE BLACKING, Liquid</b> ... 0 6    | ... 4 0      |              | Ditto do. per gallon                   | ... 2 0                  |              |         |
| Ditto do. ...                           | 1 0          | ... 8 0      | <b>BRUNSWICK BLACK</b> .....           | ... 5 0                  |              |         |
| Ditto do., ...                          | 1 6          | ...12 0      | Ditto .....                            | ... 8 0                  |              |         |
| Ditto Paste, in Tins                    | 0 3          | ... 2 0      | Ditto .....                            | ...16 0                  |              |         |
| Ditto do. ....                          | 0 6          | ... 4 0      | Ditto per gallon                       | ...11 0                  |              |         |
| <b>DUBBING, Black or Yellow</b> ...10 0 |              |              | Ditto do. 2nd quality                  | ... 8 0                  |              |         |
| Ditto do. ....                          | ...16 0      |              | <b>FURNITURE POLISH</b> .....          | 0 6                      | ... 4 0      |         |
| Ditto do. ....                          | ...30 0      |              | Ditto .....                            | 1 0                      | ... 8 0      |         |
| <b>MILITARY AND NAVAL</b>               |              |              | <b>INKS</b> .....                      | Cottage.....             | 0 1          | ... 0 8 |
| <b>CHEMICAL PASTE or</b>                |              | ... 3 0      | " .....                                | " .....                  | 0 2          | ... 1 0 |
| Brass Ball .....                        |              |              | " .....                                | " .....                  | 0 4          | ... 2 0 |
| Ditto do. ....                          |              | ... 1 6      | " .....                                | " .....                  | 0 6          | ... 3 0 |
| <b>URN POWDER</b> .....                 | 0 6          | ... 4 0      | " .....                                | ½-pints .....            | ... 6 0      |         |
| Ditto .....                             | 1 0          | ... 8 0      | " .....                                | Pints .....              | ...10 0      |         |
| <b>STEEL POWDER</b> .....               | 0 6          | ... 3 6      | " .....                                | Quarts .....             | ...18 0      |         |
| Ditto .....                             | 1 0          | ... 7 0      | " .....                                | Japan .....              | 0 6          | ... 3 0 |
|                                         |              |              | " .....                                | Black, per gal., 1s. 8d. | 2 4          | ... 2 8 |
|                                         |              |              | " .....                                | Japan, do. ....          | ... 4 0      |         |

**SADDLE PASTE, 1s. each; 8s. per dozen.**

# FIRMINGER & CO.,

Sponge Merchants,

58, MANSELL STREET,

LONDON.

---

A large assortment of every description of Sponges and Chamois Leathers, wholesale and for exportation, constantly in stock.

---

## THE MEDICAL PRESS AND CIRCULAR.

VOLUME LXXI. THIRTY-EIGHTH YEAR OF PUBLICATION.

---

This is one of the oldest and most influential of the medical journals of Great Britain. It is thoroughly impartial, and is the only one which equally represents the Schools of Medicine and Surgery in England and Ireland.

The translations of the most interesting medical and scientific writings from all European languages is also a special feature of this Journal.

The reduction of Subscription to 21s. per annum, post free, paid in advance, renders it the *cheapest* weekly Medical Journal. It is published every Wednesday; is the only one with cut edges, and is thoroughly practical, alike to the Physician, the Surgeon, and General Practitioner.

Subscriptions for America and Canada may be paid to our recognised Agents, or direct by International Post Office Order, £1s. 5d. per annum, post free (about 6½ dollars). P. O. O. to be made payable to A. A. Tindall, at the London Office.

---

Published by **BAILLIERE, TINDALL, AND COX,**

English and Foreign Medical and Scientific Publishers,

KING WILLIAM STREET, STRAND, LONDON.

[PARIS & MADRID.]

N.B.—Large or small parcels of English and Foreign Books collected and sent to all parts of the world on reduced terms.

**BURGESS, WILLOWS, & FRANCIS,**

WHOLESALE AND EXPORT DRUGGISTS

AND

MANUFACTURING PHARMACEUTICAL  
CHEMISTS,

101, HIGH HOLBORN, LONDON, W.C.

---

BY SPECIAL APPOINTMENT TO THE ROYAL VETERINARY  
COLLEGE, LONDON.

---

*Price Lists of Drugs, Chemicals, and Pharmaceutical Pre-  
parations on application.*

---



FELL & BRIANT,

Medical Label Printers

GLASSHOUSE YARD, CITY, E.C.

---

Every Description of Surgeons' and Chemists'  
Labels kept in Stock.

---

*THE PUREST GUM ONLY USED.*

---

**CAUTION.** Other Salines being placed before the public with the mere transposition of the words of my labels, which do not contain any of the **HEALTH-RESTORING ELEMENTS** of my Pyretic Saline, I have applied for and again obtained a perpetual injunction, with costs, against the defendant; further, to secure the gain, it is of the utmost importance that the Name and Trade Mark on a Buff coloured wrapper envelopes each bottle, and on which dependence alone can be placed.



## LAMPLOUGH'S PYRETIC SALINE

Is found pre-eminently beneficial in preventing and curing **SMALLPOX**, by Purifying, Invigorating, and Vitalising the Blood. Any person who has already this complaint should take it, and be kept in a cool and darkened room, to prevent its leaving any trace on the features.

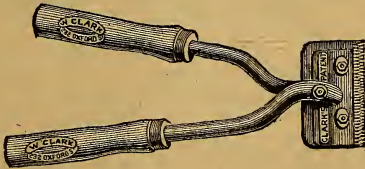
**SICKNESS, HEADACHE, and NAUSEA**, are in most cases immediately relieved by taking a teaspoonful in a tumbler of cold water. This can be repeated once or twice in two hours, if needful.

**SEA VOYAGES.**—It is a very valuable accompaniment, and should on no account be omitted. It instantly allays the sea or bilious sickness.

For **BILIOUS CONSTITUTIONS**, giving rise to vitiated secretions, Indigestion, and Eruptions on the Skin, a teaspoonful should be taken daily with the dinner in a tumbler of water, and the same quantity on going to bed.

MAY BE OBTAINED OF THE PROPRIETOR,

**H. LAMPLOUGH, Consulting Chemist, 113, Holborn, E.C.,**  
*Second Door from Hatton Garden, London, and of all respectable Chemists.*



## W. CLARK'S PATENT HORSE CLIPPER AND SHEEP SHEARS.

Such is the marked superiority of this Clipper over all others, that horses have been clipped by one single machine in one hour and three quarters. It prevents anything like grooves, ridges, or furrows on the coat of the newly clipped animal.

W. CLARK begs to inform his customers that all his clippers are stamped with his name, either on the Plates or Wooden Handles. All others of his pattern not so stamped are infringements of his Patent.

The above machine is admirably adapted for shearing sheep, being a great improvement in a superior manner and without the possibility of injury, the work in much less time in a far

**W. CLARK, 232, OXFORD STREET, LONDON.**

**BROWN & CO.,**

**MEDICAL GLASS AND EARTHENWARE**

**MANUFACTURERS,**

**18, GILTSPUR STREET, E.C.**

---

PRICE LISTS ON APPLICATION.

---

Special Quotations to the Wholesale Trade, Large Buyers,  
and for Exportation.

---

**NOTICE TO THE TRADE.**

Mr. YOUNG begs to state that he was the FIRST INVENTOR of the ARNICATED FELT CORN AND BUNION PLASTER, which has been pirated by unprincipled Persons; he hopes, therefore, that buyers will state YOUNG'S when ordering through their AGENTS, and see that his

WHITE  
FELT  
CORN &  
BUNION  
PLASTERS

TRADE MARK  
IS  
ON EACH LABEL.

Have established for themselves a world-wide reputation. They are acknowledged to be the best in the market.

*For Shipping Price apply to*

**H. YOUNG, 16, Carthusian St., Aldersgate St., E.C.**

**BE CAREFUL THAT YOUNG'S ARE SUPPLIED.**



**YOUNG'S ARNICATED**



## DINNEFORD'S FLUID MAGNESIA.

For Thirty Years the Medical Profession have approved of this Pure Solution as the Best Remedy for

**ACIDITY OF THE STOMACH, HEARTBURN, HEADACHE, GOUT, AND INDIGESTION,**

And as the safest and most gentle Aperient for delicate constitutions, especially adapted for Ladies, Children, and Infants.

In warm seasons and warm climates this simple preparation, when taken REGULARLY, has been found highly beneficial.

**DINNEFORD AND CO., Chemists, &c.,**

172, NEW BOND STREET, LONDON.

*Sold by all Chemists throughout the World.*

CAUTION.—See that "DINNEFORD & Co." is on every bottle and label.

### THE GREAT FAMILY MEDICINE OF THE AGE!

ESTABLISHED



A.D. 1835.

By the use of which, during the last Forty Years, MANY THOUSANDS OF CURES have been effected; numbers of which cases had been pronounced INCURABLE.

The numerous well-authenticated Testimonials in disorders of the HEAD, CHEST, BOWELS, LIVER, and KIDNEYS; also in RHEUMATISM, ULCERS, SORES, and all SKIN DISEASES, are sufficient to prove the great value of this most useful Family Medicine, it being A DIRECT PURIFIER OF THE BLOOD and other fluids of the human body.

Many persons have found them of great service both in preventing and relieving SEA-SICKNESS; and in warm climates they are very beneficial in all Bilious Complaints.

ALSO,

ESTABLISHED



A.D. 1835.

Are particularly suited to Weakly Persons, being exceedingly mild and gradual in their operation, imparting tone and vigour to the Digestive Organs.

Sold in boxes, price 7½d., 1s. 1½d., and 2s. 9d., by G. WHELPTON & SON, 3, Crane Court, Fleet Street, London, and all Chemists and Medicine Vendors at home and abroad.

# F. NEWBERY & SONS' CHEST PROTECTORS.

NEWBERY'S PALLADIUM  
SINGLE



IN SIX SIZES.

## PALLADIUM.

(REGISTERED.)

Several members of the Medical Profession who have tried the "Palladiums" highly appreciate their unique advantages.

F. NEWBERY & SONS commend to the notice of the Medical Profession the special advantages possessed by the "PALLADIUM" Chest and Lung Protectors.

NEWBERY'S PALLADIUM  
DOUBLE



IN SIX SIZES.

1. **SHAPE.**—The PALLADIUMS are cut in strict accordance with anatomical principles, the clavicles and apices of the LUNGS being fully covered and defended from cold.
2. **FITTINGS.**—The PALLADIUMS are adjustable to the body of the wearer, and being fitted with Elastic Straps (which in the Single Protectors are crossed over the back like braces), are prevented from curling up and shifting. The uniform position of the Protector when worn, maintains an equable temperature over the covered portions of the body.
3. **MATERIAL.**—The PALLADIUMS are manufactured of the finest soft Felt, which is comfortable and WARMTH-RETAINING.

SOLE MANUFACTURERS AND PROPRIETORS,

**F. NEWBERY & SONS,**

(125 Years in St. Paul's Church Yard,)

37, NEWGATE STREET, LONDON.

May be had of all Chemists.

81, HATTON GARDEN, LONDON;

January 1st, 1872.

## MESSRS. JAMES BASS & SONS,

Original Manufacturers of Concentrated Infusions, beg to inform their Friends that they have this day Disposed of the Business carried on by them for more than Forty Years to MESSRS. BARRON, SQUIRE & CO., Bush Lane, Cannon Street, and with it the various Formulæ from which their Special Preparations have been made.

MESSRS. J. B. & SONS in soliciting for their successors a continuance of your support, feel assured the superiority of every Article prepared by them will be faithfully maintained.

BUSH LANE, CANNON STREET. LONDON;

January 1st, 1872.

## MESSRS. BARRON, SQUIRE & CO.,

Wholesale and Export Druggists,

Respectfully request the attention of their Friends and the Trade to the above announcement, and pledge themselves to supply the Pharmaceutical and other Preparations of MESSRS. BASS & SONS in all their integrity.

N.B.—Orders from this date should be addressed to BARRON, SQUIRE & CO.,

**BARCLAY & SONS,**  
**FARRINGDON STREET,**  
**LONDON,**  
**MEDICINE WAREHOUSE.**

CATALOGUE MAY BE HAD ON APPLICATION.

**SPECIAL AGENTS IN ENGLAND FOR SIR JAMES  
MURRAY'S FLUID MAGNESIA.**

EXPORT ORDERS PROMPTLY ATTENDED TO.

**T. MORSON & SON,**

31, 33, and 124, SOUTHAMPTON ROW, RUSSELL SQUARE, W.C.

WORKS: HORNSEY ROAD, N., AND SUMMERFIELD WORKS, HOMERTON, E., LONDON.

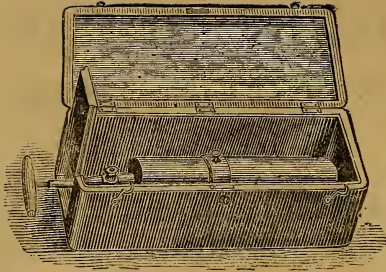
MANUFACTURERS OF

**PURE CHEMICALS AND ALL NEW MEDICINES.**

**SPECIALITIES.**

|                                                                      |                                                                    |
|----------------------------------------------------------------------|--------------------------------------------------------------------|
| MORSON'S Pepsine Preparations. (The Original English Manufacturers.) | MORSON'S Creosote, from Wood Tar. (The only English Makers.)       |
| MORSON'S Pepsine Porci, Pure.                                        | N.B.—Test of Purity—Insoluble in Price's Glycerine.                |
| MORSON'S Pepsine Powder, or Poudre Nutritive.                        | MORSON'S Gelatine. (The most economical substitute for Isinglass.) |
| MORSON'S Pepsine Wine.                                               | MORSON'S Effervescing Citrate of Magnesia.                         |
| MORSON'S Pepsine Lozenges.                                           | MORSON'S Artificial Essences for Flavouring.                       |
| MORSON'S Pepsine Globules.                                           | MORSON'S Morphia Salts.                                            |
| MORSON'S Pancreatine Powder.                                         | MORSON'S Chloroform, Pure and Meth.                                |
| MORSON'S Pancreatic Emulsion.                                        | MORSON'S Sp. Ammon. Ar. P.B.                                       |
| MORSON'S Pancreatized Cod Liver Oil.                                 |                                                                    |
| MORSON'S Chlorodyne.                                                 |                                                                    |

*Sold Wholesale and Retail by all Chemists and Druggists throughout the World.*



# GEORGE BARTH & CO.,

Manufacturers of Anæsthetic and other Medical Apparatus,  
Liquid Nitrous Oxide Gas, &c.

BARTH'S LIQUID NITROUS OXIDE CASE.

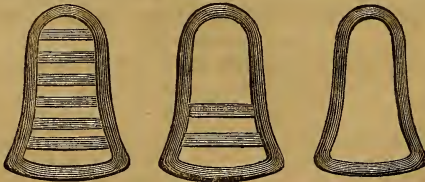
BARTH'S IMPROVED ETHER INHALER.

COLEMAN'S APPARATUS FOR ETHERIZED NITROUS OXIDE GAS.

*Price Lists on application.*

26, DUKE STREET, BLOOMSBURY, LONDON, W.C.

## DR. GREENHALGH'S ELASTIC SPRING PESSARY.



The advantages of these Pessaries are cheapness, softness, indestructibility, facility of introduction, pliability, enabling them to be moulded to any form, applicability to all forms of uterine and vaginal displacements. No obstacle to other local treatment.

Extract from 'British Medical Journal,' May 23rd, 1868.—"They are easier of introduction and removal than Hodge's Pessary, and can be more easily adjusted; occasions little or no inconvenience."

Arnold and Sons, having *originally* made these Pessaries *specially* for Dr. Greenhalgh, caution the Profession against many sold and represented as their manufacture, which are different in shape, construction, and ~~material, and are consequently useless for the purpose intended.~~

|                                         |       |                                    |       |         |
|-----------------------------------------|-------|------------------------------------|-------|---------|
| Dr. Greenhalgh's Elastic Spring Pessary |       |                                    |       | 2s. 0d. |
| Ditto                                   | ditto | with 2 india-rubber traverse bands |       | 2s. 6d. |
| Ditto                                   | ditto | with 4 ditto                       | ditto | 3s. 0d. |
| Ditto                                   | ditto | with 6 ditto                       | ditto | 3s. 6d. |

# JOHN TANN'S RELIANCE SAFES.

11, NEWGATE STREET, E.C.

LIST FREE BY POST.



COMMON PLEAS DIVISION, Jan. 15.

(Sittings before Lord Coleridge and Justices Grove and Denman.)

HICKISSON v. ASHTON.

Defendant moved for a NEW TRIAL,—application REFUSED.

This Action, which was brought for the alleged infringement of the Plaintiff's Trade Mark, was tried at the last sittings at Guildhall, before Mr. Baron Cleasby, when the verdict was for the Plaintiff with damages.

The PLAINTIFF was the HUSBAND of the DAUGHTER of the late JOHN BOND, the PROPRIETOR of BOND'S CRYSTAL PALACE MARKING INK. The Defendant was a Druggist, and he had sold a similar Ink, manufactured by a Mr. Murphy, and the Plaintiff complained that the Labels on Murphy's Ink were an infringement of his Labels.

A TRADE MARK is not only a SYMBOL or CHARACTER, but the general appearance of a Label, whereby the Public would be deceived.

The Defendant refused the Rule, that learned Judge having expressed his satisfaction with the verdict. **RULE REFUSED.** *Vide* daily papers.

Messrs. WILLS & WATTS, Solicitors for the Plaintiff, Doctors' Commons.

JOHN PYM YEATMAN, Esq., Barrister-at-law, Temple, standing Counsel.

PRICE LIST, FOR CASH ONLY.

# CHARLES WARD & SON,

WINE MERCHANTS,

(Established upwards of 100 years.)

1, Chapel Street West (next Curzon Chapel), Mayfair, London, W.

 Our principle in drawing up this List has been to quote CHEAP WINES that are GOOD, and FINE WINES that are CHEAP.

## WINES.

A Single Dozen sent Carriage Paid.

|        |                                                            | BOTTLES INCLUDED. |             | PACKAGES NOT INCLUDED. |                     |         |         |
|--------|------------------------------------------------------------|-------------------|-------------|------------------------|---------------------|---------|---------|
|        |                                                            | Per Dozen.        | Per Gallon. | Drum of 7 Galls.       | ½-Cask of 27 Galls. |         |         |
| No.    |                                                            | s.                | s. d.       | £ s. d.                | £ s. d.             | £ s. d. | £ s. d. |
| SHERRY | 1. Pale Good .....                                         | 18                | 7 6         | 2 12 6                 | 10 2 6              | 10 2 6  | 10 2 6  |
|        | 2. Golden .....                                            | 18                | 7 6         | 2 12 6                 | 10 2 6              | 10 2 6  | 10 2 6  |
|        | 3. Pale Dinner Wine .....                                  | 24                | 10 6        | 3 13 6                 | 14 3 6              | 14 3 6  | 14 3 6  |
|        | 4. Golden .....                                            | 24                | 10 6        | 3 13 6                 | 14 3 6              | 14 3 6  | 14 3 6  |
|        | 5. "The Table Sherry." A good wine, rather dry             | 30                | 13 6        | 4 14 6                 | 18 4 6              | 18 4 6  | 18 4 6  |
|        | 6. Golden .....                                            | 30                | 13 6        | 4 14 6                 | 18 4 6              | 18 4 6  | 18 4 6  |
|        | 7. "The Mayfair," rich, of bright light amber colour ..... | 36                | 16 6        | 5 15 6                 | 22 5 6              | 22 5 6  | 22 5 6  |
|        | 8. "The Mayfair," dry, of Amontillado character            | 36                | 16 6        | 5 15 6                 | 22 5 6              | 22 5 6  | 22 5 6  |
|        | <i>Advertised as "fit for a Gentleman's Table."</i>        |                   |             |                        |                     |         |         |
|        | 9. Golden .....                                            | 36                | 16 6        | 5 15 6                 | 22 5 6              | 22 5 6  | 22 5 6  |
|        | 10. Full rich pale .....                                   | 42                | 19 6        | 6 16 6                 | 26 6 6              | 26 6 6  | 26 6 6  |
|        | 11. Dry old pale .....                                     | 42                | 19 6        | 6 16 6                 | 26 6 6              | 26 6 6  | 26 6 6  |
|        | 12. Old golden.....                                        | 42                | 19 6        | 6 16 6                 | 26 6 6              | 26 6 6  | 26 6 6  |
|        | 13. Pale dry Amontillado...                                | 48                | 22 6        | 7 17 6                 | 30 7 6              | 30 7 6  | 30 7 6  |
|        | 14. Rich old golden .....                                  | 48                | 22 6        | 7 17 6                 | 30 7 6              | 30 7 6  | 30 7 6  |
|        | 15. Superior old pale nutty                                | 54                | 25 6        | 8 18 6                 | 34 8 6              | 34 8 6  | 34 8 6  |
|        | 16. Superior rich old golden                               | 54                | 25 6        | 8 18 6                 | 34 8 6              | 34 8 6  | 34 8 6  |
|        | 17. Manzanilla Sherry .....                                | 36                | 16 6        | 5 15 6                 | 22 5 6              | 22 5 6  | 22 5 6  |
|        | 18. Superior pale Manzanilla                               | 48                | 22 6        | 7 17 6                 | 30 7 6              | 30 7 6  | 30 7 6  |
|        | 19. "The Mayfair," fine old .....                          | 72                |             |                        |                     |         |         |
|        | Very old Wines, from                                       |                   |             |                        |                     |         |         |
|        | 60s. to 108                                                |                   |             |                        |                     |         |         |



## WINES.

A Single Dozen sent Carriage Paid.

|                                         |                                        | <i>Per Dozen.</i>          |
|-----------------------------------------|----------------------------------------|----------------------------|
| <b>HOCK</b> .....                       | Laubenheim .....                       | 24s.                       |
|                                         | Nierstein .....                        | 30s.                       |
|                                         | Geisenheim .....                       | 36s.                       |
|                                         | Hockheimer.....                        | 42s.                       |
|                                         | Liebfraumilch.....                     | 50s.                       |
|                                         | Hockheimer Berg .....                  | 60s.                       |
|                                         | Winkler Hasensprung .....              | 66s.                       |
|                                         | Raenthal .....                         | 72s.                       |
|                                         | Steinberg Cabinet.....                 | 96s.                       |
|                                         | <b>MOSELLE</b> .....                   | Zeltinger, Piesporter..... |
| Brauneberg, Thiergartner.....           |                                        | 36s. 42s.                  |
| Halsberg .....                          |                                        | 60s.                       |
| <b>SPARKLING MOSELLE and HOCK</b> ..... | 36s., 40s., 48s.                       | 60s.                       |
| <b>CHAMPAGNE</b> ...Crown .....         | Perrier Jouet, 3rd quality .....       | 44s.                       |
|                                         | „ 2nd quality .....                    | 54s.                       |
|                                         | „ 1st quality .....                    | 68s.                       |
|                                         | Bollinger, 1st quality extra, dry..... | 78s.                       |

*All other Brands can be supplied at prices proportionately moderate.*

---

**SPIRITS.**

The following Brandies are pure French Spirit, so far as direct importation can secure genuineness.

|                       |                                        | <i>Bottles<br/>included.</i> | <i>Jar not<br/>included.</i> |
|-----------------------|----------------------------------------|------------------------------|------------------------------|
|                       |                                        | <i>Per Doz.</i>              | <i>Per Gall.</i>             |
| <b>BRANDY</b> .....   | 32. Good Cognac .....                  | 40s. ...                     | 18s. 6d.                     |
|                       | 33. Fine Cognac.....                   | 50s. ...                     | 23s. 6d.                     |
|                       | 34. Fine old Cognac .....              | 66s. ...                     | 31s. 6d.                     |
| <b>RUM</b> .....      | 35. Old Jamaica, finest imported ..... | 36s. ...                     | 16s. 6d.                     |
| <b>GIN</b> .....      | 36. Finest unsweetened .....           | 32s. ...                     | 14s. 6d.                     |
|                       | 37. Ditto, Liqueur.....                | 32s. ...                     | 14s. 6d.                     |
| <b>WHISKEY</b> .....  | 38. Good Scotch .....                  | 36s. ...                     | 16s. 6d.                     |
|                       | 39. Finest Glenlivet .....             | 42s. ...                     | 19s. 6d.                     |
|                       | 40. Good Irish .....                   | 36s. ...                     | 16s. 6d.                     |
|                       | 41. Finest old Irish .....             | 42s. ...                     | 19s. 6d.                     |
| <b>HOLLANDS</b> ..... | Schiedam, in Dutch Bs. De Kuypers..... | 32s.                         |                              |
|                       | Ditto ditto Wynand Fockinks            | 42s.                         |                              |

**LIQUEURS**...The following are the best imported, and are all Foreign :

CURAÇOA, MARASCHINO, NOYAU.....9s. per Bottle.

*A Full List of Liqueurs can be had on application.*

## NOTES AND REMARKS.

---

1. **PAYMENT.** All **CHEQUES** and **POST ORDERS** should be crossed "Bank of England." **POST ORDERS** should be made payable at Curzon Street. **POSTAGE STAMPS** cannot be received over 10s., nor in stamps of higher value than one penny each.
  
2. **POST CARDS** are an unsafe method of transmitting an order, and cannot be acted upon without the full signature of the person ordering, and not then unless the handwriting be known.
  
3. **BREAKAGE.** All cases should be unpacked immediately on arrival, and any breakage or deficiency notified to us at once, else the railway companies may resist the claim.
  
4. **CASES**, if not returned to us, are charged at 2s. per dozen. We cannot be answerable for cases returned if the original direction cards are removed or defaced. The railway charge must be prepaid on all "RETURNS," as otherwise the cases are not now sent forward by the companies.
  
5. **BOTTLES.** We allow 1s. per dozen for good regular bottles.
  
6. **PACKAGES.** *Stone Bottles*, covered with basket work, are charged at 1s. 6d. a gallon; 7 Gall. Drums and Cases, 10s.; Boxwood Tap, 1s.; Qr. Casks, 10s.
 

☞ We earnestly request our customers not to use metal taps, even when plated, but Adamas Taps, which we supply at 2s. each. They are cheap, incorrosive, and seldom leak.
  
7. **CARRIAGE.** We pay Carriage to any railway station in England *on even a single dozen*. If charged a second time by the railway officials, on receipt of the carriage note we will recover and remit the amount.

# SAVORY & MOORE'S SPECIAL PREPARATIONS.

## GENUINE PANCREATIC EMULSION AND PANCREATINE.

Administered in diseases where Wasting, Loss of the Power of Digestion, and Assimilation are prominent Symptoms.

**PEPTODYN** combines the active principles of the Digestive Secretions, and effects the Digestion and Assimilation of the various kinds of Food, the Farinaceous, Fibrinous, and Oleaginous.

**PEPSINA PORCI** } Best Quality. Supplied in small Bottles or in Bulk.  
AND }  
**PEPSINE WINE** } On account of their large manufacture of Pancreatic Preparations, Messrs. Savory and Moore are enabled to offer them (in quantity) at lower rates.

**BEST FOOD FOR INFANTS.** As supplied to the Royal Families of England and Russia. Resembles Mother's Milk more closely than any other kind of Food, perfectly fulfilling its object, that of promoting the GROWTH and HEALTH of the Child.

**DATURA TATULA.** For the Relief of Asthma and Chronic Bronchitis. Prepared in all forms for Smoking and Inhalation.

**MEDICATED GELATINE PREPARATIONS (Patent).** Comprising the ROUND DISCS FOR OPHTHALMIC PURPOSES, which were originally introduced by this Firm, and have now been in general use by the Profession in this country and abroad for nearly twenty years. NEW DISCS FOR HYPODERMIC INJECTION, prepared by Savory and Moore at the suggestion of Dr. Ernest Sansom, viz.—Morphia, Atropiæ Sulph., Strychnia, Apomorphia, Ergotina, Codeia, Caffeine, &c. &c. These Discs may be carried in the smallest-sized pocket-book, are soluble in a few drops of warm water, and offer a *certain* and *immediate* means of securing hypodermic injections.

**PHOSPHORISED COD-LIVER OIL.** First Manufactured in this Country by Savory and Moore, and generally recognised by the Profession as the "ORIGINAL PREPARATION." Supplied in Bulk or small Bottles.

*Vide* case of Phthisis successfully treated by this Oil.—*Lancet*, April 24, 1875.

**THE KHEESAH FRICTION GLOVES AND BELT.** For promoting a healthy and agreeable action of the skin. ERASMUS WILSON, Esq., in his well-known work on the 'Health and Diseases of the Skin,' states:—"This Friction Glove certainly offers advantages superior to any other kind of Rubber for the Skin in existence."

**PHOSPHORUS PILLS** of any size and strength, Non-resinous, and perfectly soluble; the most reliable and agreeable method of administering this remedy.

*Wholesale and Retail of the Manufacturers,*

SAVORY & MOORE,  
143, NEW BOND STREET, LONDON.







