



BY APPOINTMENT TO HER MAJESTY'S GOVERNMENT


ARNOLD & SONS
INSTRUMENT CATALOGUE
LONDON.

No. 621

Q6. 2 L

1834

GLASGOW
UNIVERSITY
LIBRARY.




30114013385862





A CATALOGUE
OF
SURGICAL INSTRUMENTS



MANUFACTURED BY
ARNOLD AND SONS,
INSTRUMENT MAKERS BY APPOINTMENT

TO

HER MAJESTY'S GOVERNMENT; THE HONORABLE COUNCIL OF INDIA; THE CROWN AGENTS FOR
THE COLONIES; ST. BARTHOLOMEW'S HOSPITAL; THE SURGICAL AID SOCIETY;
AND THE PRINCIPAL PROVINCIAL AND COLONIAL HOSPITALS, ETC. ETC.

35 & 36, WEST SMITHFIELD, LONDON.

1879.

Entered at Stationers' Hall.



PREFACE.

ARNOLD AND SONS, in presenting to the Profession the Revised Edition of their Illustrated Catalogue of Surgical Instruments and Appliances, take the opportunity of tendering their thanks for the liberal support they have received during the last half century, and trust that by still continuing to produce Instruments, &c., of the very best construction, quality, and finish, to merit a continuance of that patronage hitherto accorded them.

Only the best and most experienced workmen are employed in Arnold and Sons' Factory, and every instrument so manufactured is examined *personally* by one of the firm, thus enabling them to *guarantee* the quality of every article purchased.

To meet the rapid development of their business Messrs. Arnold and Sons have been compelled to enlarge their premises; they are therefore now enabled to keep *in stock* an extensive assortment of instruments of all descriptions, so that orders can be executed without any delay. They have also provided Consulting, Fitting, and Waiting Rooms, which will no doubt be a great convenience to the Profession.

The prices affixed are extremely moderate, taking into account the superior workmanship, and will bear a favorable comparison with other published lists; if in some few cases they be slightly in excess, it is because it is found to be impossible to produce Instruments at a lower rate, if the quality is to be *guaranteed*.

Arnold and Sons have for some years made Orthopædic Instruments their *specialité*, and have devoted considerable time and attention to the production of appliances, remarkable

not only for their effective ingenuity, but also for their extreme lightness, the latter quality being so highly essential in all cases requiring mechanical assistance.

It having been suggested by several leading members of the profession that many expensive instruments are often required only, for a special operation, Arnold and Sons have arranged that any instrument, however costly, may be hired for use only, provided the same be returned within one week from time of hiring, at an uniform charge of 10 per cent. on the price of the instrument, such expense being the estimated cost for cleaning and repairing.

Orders from abroad must either be accompanied by a remittance or an order for payment in London, and Arnold and Sons request that, when orders are sent through an agent, it be distinctly stated that the Instruments are to be obtained *direct* from them, as many articles of inferior quality are frequently sold and represented as their manufacture.

For the convenience of customers abroad, Arnold and Sons will procure any articles that may be required; and having a thorough knowledge of the best markets they will purchase on advantageous terms, the only charge to be made being a commission of 5 per cent. on the amount expended.

Satisfactory London references required previous to opening new accounts. Cheques to be crossed Bank of England, and Post-Office Orders to be made payable at Chief Office.

To Hospitals, Infirmaries, &c., a special quotation for quantities will be given if desired.

Five per cent. allowed on Cash payments provided a draft for the amount accompanies the order.

Every instrument is stamped "Arnold and Sons, London."

INDEX.

| | PAGE | | PAGE |
|--|--------------------|--|-------------------------|
| Abdominal Belts | 160, 161 | American Wire Skeleton Splints | 190 |
| Abscess Knives | 58-62 | Amesbury's Fracture Apparatus | 195 |
| " Lancets | 58-95 | Ammonia Inhalers | 214 |
| " Syringes for Hyperdis- tension | 340 | Amputating Instruments | 3-5 |
| Accident Case (Angove's) | 16 | " Knives | 18 |
| Achromatic Object-Glasses | 305 | " Saws | 18-20 |
| Actual Cauteries | 314 | Anæsthetic Æther | 221 |
| Acupressure Needles | 314 | Anatomical Syringes | 52 |
| " Pins | 48 | Auderson's Midwifery Forceps | 372 |
| Acupuncture Needles | 48 | Andrew's Stethoscopes | 115 |
| Acupuncture Needles | 314 | " Surface Thermometers | 244 |
| Adam's Eyelid Retractors | 76 | Auel's Eye Syringes | 77 |
| " Instrument for Club Foot | 179 | Ancroid Barometers | 248 |
| " Midwifery Forceps | 352 | Aneurism Needles | 48, 58 |
| " Subcutaneous Saw | 370 | Angove's Accident Case | 16 |
| Adhesive Plaster | 314 | " Æther Inhaler | 338, 339 |
| Æsthesiometers | 314 | " Catheters | 102 |
| Æther, Anæsthetic | 221 | Angular Arm Splints | 186 |
| " Inhalers | 214, 338, 339, 366 | " Knives | 71, 130 |
| Air Cushions, &c. | 293, 294 | Animalculæ Cages | 304 |
| " Meters | 251 | " Tubes | 304 |
| " Pump, Microscopical | 334 | Ani Speculums | 207, 208, 231, 356, 363 |
| " Pumps, Cupping | 98 | Anklets | 170 |
| Aitkin's Clinical Thermometers | 244 | Annular Passary, Flexible | 361 |
| Alarm Bell (Invalid) | 332 | Anti-ligature Forceps | 20 |
| Albutt's Clinical Thermometers | 244 | Antrum Perforators | 284 |
| Alexander's Clinical Urine Case | 371 | Apparatus for Spine Disease | 347 |
| Alimentary Tubes | 314 | " Artificial Eye | 369 |
| Alison's Differential Stethoscopes | 114 | " Politzer's | 333 |
| " Biaural ditto | 114 | Argentometers | 249 |
| Allen's Bronchitis Kettles | 214 | Arm Rests | 315 |
| " Ear Syringe | 333 | " Slings | 186 |
| " Otosopes | 276 | " Splints | 186, 187 |
| Allingham's Compressors | 228 | Arms, Artificial | 172, 173 |
| " Forceps | 228 | Army Regulation Cases | 6-8 |
| " Ligature Instrument | 228, 360 | " " Pocket Case | 360 |
| Alvolar Forceps | 149 | " Splints | 187 |
| Ambulances | 314 | Artery Forceps | 20-22-48 |
| American Elevators | 152 | Artificial Arms | 172, 173 |
| " Speculums | 205 | " Eye Apparatus | 369 |
| " Splints, Sayre's | 190 | " Eyes | 173 |
| | | " Feet | 172 |
| | | " Leech Apparatus | 315 |

| | PAGE | | PAGE |
|---|---------------|---------------------------------------|---------------|
| Artificial Legs | 171, 172 | Barnard Holt's Surgical Bag | 1 |
| " Tympanums | 268 | Barnes' Craniotomy Forceps | 40 |
| Aseptic Trocars (<i>see</i> Southey's) | 155, 156 | " Instrument for intro- | |
| Asliburner's Uteró-abdominal | | dncing pledgets of cotton | |
| Snpports | 163 | wool into the Vagina | 253 |
| Ashton's Fluid Dilators | 229 | " Midwifery Forceps | 32 |
| Aspirators | 158-160, 366 | " Obstetric Bags | 30 |
| Assilini's Artery Forceps | 20 | " Os Uteri Dilators | 45, 262 |
| " Midwifery Forceps | 33 | " Pessarics | 112, 351 |
| " Tenaeculum | 20 | " Speculum Vaginæ | 363 |
| " Tonsil Forceps | 134 | " Vaginal Rests | 372 |
| Atkins' Filters | 318 | Barometers | 248, 249 |
| Atthill's Speculums | 207 | Barron's Stethoscopes | 115 |
| " Uterine Medication In- | | Barth's Gasometers | 223 |
| strnments | 253 | " Inhalers | 214 |
| Auriscopes | 209, 210, 269 | " Mouth Props | 225 |
| Avclng's Metrotomes | 256 | " Uterine Donche | 241 |
| " Midwifery Forceps | 38 | Basons, Bleeding | 316 |
| " Polypritics | 258 | Bath Thermometers | 246 |
| " Transfnson Apparatus | 330 | Baths, Hot Air | 212, 349 |
| " Uterine Sound | 337 | " Vapour and Mercurial | 212, 213 |
| Avery's Ear Forceps | 270 | Batten's Urinary Case | 366 |
| " Ear Speculums | 210 | Batteries, Arnold's | 368 |
| Axe's Microscopes | 299 | " Bichromate | 364 |
| | | " Galvanic, &c., 286-293, 331, 343 | |
| | | " Tibbitt's | 368 |
| Back Splints | 188 | Bayfield's Cupping Lamps | 98 |
| Bader's Ophthalmoscopes | 82 | Beale's Ophthalmoscopes | 83 |
| Bags, Physician's | 344 | " Thermometers | 245 |
| " Gynæological | 251 | " Urinary Cabinets | 280 |
| " Ice and Hot-Water | 113 | Beattie's Midwifery Forceps | 38 |
| " Obstetric | 29, 30 | Bed Pans | 315 |
| " Odontological | 149, 150 | " Rests | 315, 316 |
| " Snrgeon's Hand | 353 | " Sheeting | 295 |
| " Snrgeical | 1 | " Slippers | 316 |
| Baker's Drainage Tubes | 317 | Beds and Cushions | 294, 295 |
| " Empyema Stem | 345 | Bedsteads, Hospital | 320 |
| " Tracheotomy Tubes | 365 | Beer's Cataract Knives | 72 |
| Bandage Winders | 197 | " Needles for Solution | 81 |
| Bandages, Abdominal Belts, &c. 160-163 | | " Strabismus Knives | 87 |
| " Bradser's | 195 | Belloeq's Epistaxis Canulas | 269 |
| " Calico | 197 | Bellows, Pocket | 334 |
| " Cotton Net | 197 | Bell's Elevators | 152 |
| " Crossbar Mnslin | 348 | Belts, Abdominal | 160, 161 |
| " Domett | 197 | " Gymnastic | 227 |
| " Eighteen-tailed | 163, 197 | " Lnnatic | 163 |
| " Flannel | 197 | " Riding | 162 |
| " India Rnbber | 197 | " Umbilical | 162 |
| " Linen | 197 | Bennett's Enemas | 235 |
| " Lithotomy | 90, 197 | " Intra-nterine Stems | 259 |
| " Mulloney's | 197 | " Pleximeters and Ham- | |
| " Patella | 195 | mers | 119 |
| " Perineal | 190 | " Speculum Forceps | 260 |
| " Prolapsus Ani | 230 | " Speculums | 205 |
| " T- | 163, 197 | " Uterine Cases | 264 |
| " Water Dressing | 197 | Bianral Stethoscopes | 114 |
| Bands, Umbilical | 162 | Bichromatic Batteries | 288, 289, 364 |
| Bantock's Platina Cups | 258 | Billing's Stethoscopes | 115 |
| " Probes | 258 | | |

INDEX.

vi.
i

| | PAGE |
|--|------|
| Bird-stuffing Instruments | 316 |
| Bird's Apparatus for Spinal Disease | 347 |
| " Ether Inhaler | 366 |
| " Inhaling Tubes | 214 |
| " Stethoscopes | 115 |
| " Vaginal Syringes | 278 |
| Bistouries 49, 58, 60, | 228 |
| " Concealed | 89 |
| " Tonsil | 134 |
| " Walton's | 71 |
| Blackbee's Pessaries | 109 |
| Bladder Syringes | 89 |
| " Trocars | 156 |
| Blair's Tonsil Scissors | 337 |
| Bleeding Basons | 316 |
| " Lancets | 95 |
| Blistering Fluid, Bottle and Brush for | 334 |
| Blizard's Lithotomy Knives | 90 |
| Blood Catheters | 102 |
| Blower's Bed Slippers | 316 |
| " Cradles | 194 |
| Blowpipes | 65 |
| Bloxam's Chloroform Bottles | 214 |
| " Extension Splints and Cradles | 194 |
| " Fracture Splints | 187 |
| Blundell's Midwifery Forceps | 36 |
| " Prolapsus Uteri Bandages | 162 |
| Blunt Hooks | 39 |
| " and Crotchets | 39 |
| Bone Forceps | 284 |
| Boots, Deformity | 365 |
| Boric Lint | 316 |
| Bottles, Breast | 226 |
| " Chloroform 214, 219 | |
| " Cupping | 98 |
| " Feeding 44, 318 | |
| " Iodine | 322 |
| " Vaccinating | 96 |
| " Water | 295 |
| Bougie Cases | 107 |
| " Gauges | 107 |
| Bougies 107, 108 | |
| " Oesophagus 107, 125 | |
| " Lachrymal | 80 |
| " Rectum | 230 |
| " Uterine | 352 |
| " Urethra | 355 |
| Bourjeard's Suspenders | 168 |
| Bowel Scissors | 65 |
| Bowers' Midwifery Forceps | 38 |
| Bow Forceps | 59 |
| Bowman's Double Spuds | 74 |
| " Eye Douches | 75 |
| " Eyelid Retractors | 76 |

| | PAGE |
|---|----------|
| Bowman's Needles | 80, 81 |
| " Probes | 84 |
| " Puncture Knives | 84 |
| " Scissors | 85 |
| " Strabismus Hooks | 87 |
| " " Scissors | 86 |
| Boxwood Nipple Shields | 44 |
| " Pessaries | 109 |
| Bradser's Bandages | 195 |
| Brain Knives | 65 |
| Braithwaite's Midwifery Forceps | 38 |
| Brass Enemas | 235 |
| Breast Bottles | 226 |
| " Glasses | 226 |
| " Kuives | 49 |
| " Pumps 44, 226 | |
| " Relievers 44, 226 | |
| " Supports | 44 |
| Bresquen's Exploring Syringes | 318 |
| Broadbent's Tumour Syringes | 203 |
| Broad Cutting Needles | 81 |
| Brodie's Bandages | 197 |
| " Bougies 108, 355 | |
| " Catheters 102, 103, 106 | |
| " Double Channel Catheters | 89, 103 |
| " Fistula Directors | 229 |
| " Funigating Apparatus | 213 |
| " Hernia Directors | 228 |
| " Lithotomy Knives | 91 |
| " Lithotrites | 92 |
| " Silver Directors | 48 |
| Bronchitis Kettles | 214 |
| Brown's Cautery Irons | 267 |
| " Cupping Instrument | 99 |
| " Directors | 252 |
| " Ophthalmoscopes | 83 |
| " Ovariotomy Clamps | 267 |
| " Uterine Scissors | 259 |
| Brüninghausen's Midwifery Forceps | 37 |
| Bruntou's Auriscopes | 209, 269 |
| " Mouth Props | 225 |
| " Nasal Douche | 372 |
| Brushes, Throat 125, 126 | |
| " Trepine | 284 |
| Bryant's Abdominal Belts | 161 |
| " Amputating Saws | 19 |
| " Club-foot Splints | 187 |
| " Female Urethral Dilator | 343 |
| " Torsion Forceps | 22 |
| Buchanan's Lithotomy Staffs | 92 |
| Buckle's Leech Conservatories | 322 |
| " Excavators | 22 |
| Budd's Elastic Probes | 372 |
| Bullet Extractors | 22 |
| " Forceps | 22 |
| Bulley's Thigh Splints | 190 |

| | PAGE | | PAGE |
|--|--------------|---|------------------|
| Bullock and Reynolds' Inhalers | 214 | Catheter Syringes | 89 |
| Bunsen's Batteries | 290 | Catheters, Caustic | 103, 106, 107 |
| Bushe's Hemorrhoidal Needles | 230 | " Clover's | 367 |
| Busk's Thigh Splints | 190 | " Double Channel | 89-103 |
| Butcher's Amputating Saws | 19 | " Elastic Gum | 43, 103 |
| " Excision Saws | 283 | " Eustachian | 273, 333, 337 |
| Buttle's Scarificators | 372 | " Female | 43, 59, 103, 106 |
| Buzzard's Hypodermic Syringes | 201 | " King's | 101 |
| " Thermometers | 245 | " Lister's | 370 |
| Cabinets, Chemical | 329 | " Napier's Rubber | 355 |
| " Dental | 138, 139 | " Nasal | 276 |
| " Dispensing | 316 | " Plated | 106 |
| " Surgical | 312-314 | " Prostate | 102, 103-106 |
| " Urinary | 279 | " Self-retaining | 106 |
| Calculus Extractors | 89 | " Sigmoid | 260 |
| Calico Bandages | 197 | " Silver | 43 |
| Calken's Eye Shades | 77 | " Teevan's Grooved | 107 |
| Callender's Absees Syringe | 340 | " Wagstaffe's | 367, 370 |
| " Drainage Tubes | 317 | Catlins | 18 |
| " Operation Case | 340 | Cattlin's Alveolar Forceps | 149 |
| " Splints | 187, 353-355 | " Battery Apparatus | 288 |
| Callipers | 344 | " Gas Bags | 222 |
| " Chest | 114 | " Pessary | 355 |
| Cambridge Gymnastic Belts | 227 | Caustic Cases | 94, 95 |
| Camel-hair Pencils | 317 | " Catheters | 103, 106, 107 |
| Camera Lucida | 302 | " Holders | 252, 260 |
| Canada Balsam | 304 | " Injectors | 102 |
| Canaliculus Knives | 78 | Cauteries, Actual | 314 |
| " " Weber's | 71 | Cauterizing Irous | 228, 252, 267 |
| " " Seissors | 85 | Cantery for Fistula Lachrymalis | 73 |
| Canulas, Goode's | 260 | Cephalotribes | 39, 339 |
| " Lee's | 43 | Cervix Seissors | 331 |
| " Southey's | 346, 362 | Chain Amputating Saws | 20, 283 |
| Capillary Tubes | 97 | " Bands | 292 |
| Capsular Forceps | 72 | " Batteries | 292 |
| " Seissors | 72 | " Hooks | 65 |
| Carbolic Acid Diffusers | 317 | Chairs, Carrying | 317 |
| " Plaster | 317 | Chalk's Eye-Drop Bottles | 75 |
| " Spray Producer and Boiler | 340 | Chapman's Ice and Hot Water Bags | 113 |
| Carbolized Catgut Ligatures | 23, 317 | Charrier's Double Saws for Spine | 66 |
| " Dressing Gauze | 317 | Chart Books | 248 |
| " Wool | 317 | Chassaignac's Éraseurs | 100, 101 |
| Carrick's Inhalers | 215 | Chemical Cabinets | 329 |
| " Respirators | 215, 327 | " Thermometers | 246 |
| Carrying Chairs | 317 | Chest Callipers | 114 |
| Carter's Ophthalmoscopes | 83 | " Expanders | 226, 227 |
| Cartilage Knives | 65 | " Measurers | 114 |
| " Nippers | 65 | " Trocars and Syringes | 157 |
| Carving Knives and Forks | 331 | Chests, Medicine | 310-314 |
| Casella's Spirometers | 121 | Children's Arm Slings | 186 |
| " Thermometers | 245 | " Lithotomy Sounds | 91 |
| Cataract Knives | 72, 73 | " " Staffs | 92 |
| " Needles | 81 | " Lithotrites | 93 |
| Catgut Bougies | 107 | " Splints | 187 |
| " for Ligatures | 23, 317 | " Syringes | 278 |
| Catheter Cases | 103 | Children's Umbilical Bands | 162 |
| " Gauges | 106 | Chinese Twist | 50 |

INDEX.

ix

| | PAGE | | PAGE |
|---|-------------|--|--------------|
| Chiropodist's Instruments | 308, 309 | Combined Battery | 343 |
| Chisels | 284 | Common Splints | 187 |
| " Palato | 130 | Compress, Greenslade's | 75 |
| Chloral Lint | 317 | " Harelip | 319 |
| Chloroform Bottles | 214, 219 | " Uterine | 262 |
| " Inhalers | 215-219 | Compressors, Allingham's | 228 |
| Churchill's Craniotomy Forceps | 42 | " De Cartes' | 25 |
| " Crotchets | 42 | " Eyelid | 76 |
| " Midwifery Forceps | 36 | Concealed Bistonries | 89 |
| Cilia Forceps | 73 | Cone Percussors | 119 |
| Circular Trusses | 164, 165 | Couquest's Craniotomy Forceps | 40 |
| Civiale's Lithotrites | 92 | " Midwifery Forceps | 34 |
| " Urethrotomes | 234 | Conservatories, Leech | 322 |
| Clamp for Fracture, Cradle | 354 | Continuous Current Batteries | 331, 343 |
| Clamps for Hæmorrhoids | 228 | Conversation Tubes | 274 |
| " Ovariectomy | 267, 268 | Cooper Rose's Vaccinators | 97 |
| Clark's Female Syringes | 285 | Cooper's Calculus Extractors | 89 |
| " Inhalers | 215 | " Aural Speculum | 335 |
| " Midwifery Forceps | 36 | " Double Tumour Hooks | 52 |
| " Physician's Bag | 344 | " Ear Syringe | 338 |
| " Spray Producers | 220 | " Fracture Cradles | 193 |
| Clavicle Splints | 195 | " Repositor and Retracting Speculums | 359 |
| Clay's Spring Pessaries | 109 | " Retractors | 259 |
| Cleft Palate Instruments | 130-135 | " Speculum Ear Spout | 359 |
| Clendon's Elevators | 152 | " Politzer's Apparatus | 333 |
| " Inhalers | 215 | Cordwint's Leg and Thigh Splints | 340 |
| Cline's Leg Splints | 189 | Cork Pressers | 317 |
| " Thigh Splints | 190 | Corkscrews, Sims' Double | 252 |
| Clinical Stethoscopes | 116 | Cornets, Hæmorrhoid | 274 |
| " Thermometers | 58, 62, 242 | Corn Knives | 308, 309 |
| " Urine Case | 371 | Cots, Hospital | 320 |
| Clitorodectomy Forceps | 252 | Cotton Net Bandages | 197 |
| Cloaks for Vapour Baths | 213 | " Wool | 317 |
| Clover's Chloroform Apparatus | 215 | Cotton's Throat Forceps | 126 |
| " Débris Extractors | 89 | " Tongue Depressors | 134 |
| " Face-pieces | 222, 223 | Coulson's Caustic Catheters | 103 |
| " Gas and Ether Inhaler | 372 | Court Plaster | 323 |
| " Lithotomy Scoops | 91 | Cowell's Strabismus Hooks | 87 |
| " Month Props | 225 | Coxeter's Bullet Extractors | 22 |
| " Set of Catheters | 367 | Cradles, Fracture | 192-194, 354 |
| " Starch Bandage Scissors | 329 | Craniotomy Forceps | 39-42 |
| Club-foot Splints | 187 | Crimean Splints | 187 |
| Coalbank's Self-retaining Catheters | 106 | Cripp's Improved Esmarch's Ban- dage | 66 |
| Cocconi's Ophthalmoscopes | 82 | " Skin-grafting Scissors | 328 |
| Cocking's Poroplastic | 367 | Critchett's Directors for Canali- culus | 74 |
| " " Sheets | 196 | " Double Spoons | 74 |
| " " Splints | 367 | " Eyelid Retractors | 76 |
| " " Jackets | 355 | " Knives | 80 |
| Cock's Bladder Trocars | 156, 229 | " Ophthalmoscopes | 82 |
| Coddington's Lenses | 281 | " Strabismus Scissors | 86 |
| Coleman's Economising Apparatus | 225 | Crotchets | 42 |
| " Gas and Ether Inhalers | 223 | Crutches | 185 |
| " Inhalers | 215 | Cumberbatch's Ear Forceps | 349 |
| " Odontological Bags, 149, 150 | 150 | " Ear Aspirator | 366 |
| Cole's Trusses | 166 | " Ear Speculum | 350 |
| Collars for Vapour Baths | 213 | | |
| Collier's Respirators | 328 | | |
| Collins's Midwifery Forceps | 35 | | |

| | PAGE |
|--|---------------|
| Cumberbatch's Forceps for removing Artificial Tympanum | 349 |
| Cupping Bottles | 98 |
| " Glasses | 98 |
| " Instruments | 97-99 |
| " Lamps | 98 |
| Curettes, Uterine | 262 |
| " Vulcanite | 73 |
| Curling's Fistula Directors | 229 |
| " Hæmorrhoidal Forceps | 229 |
| " Speculum Ani | 207 |
| Curtis's Hearing Trumpets | 274 |
| Curved Bistouries | 49, 58 |
| Curved Dressing Scissors | 61 |
| Cusco's Speculums | 204 |
| Cushions and Beds | 294, 295 |
| Cystotomes | 73 |
| " and Curettes | 73 |
| Czermak's Laryngoscopes | 123 |
| Dalrymple's Needles | 81 |
| Daniel's Batteries | 290 |
| Davis's Craniotomy Forceps | 41 |
| " Guarded Crotchets | 42 |
| " Hernia Instrument | 227 |
| " Midwifery Forceps | 35-38 |
| " Osteotomists | 43 |
| " Speculum | 206, 207 |
| " Stethoscopes | 115 |
| Davy's Dilators, Stricture | 232 |
| " Drainage Wires | 317 |
| " Guarded Tendon Knives | 50 |
| " Instruments for Talipes | 178, 181, 183 |
| " Invalid Hammocks | 320 |
| " Lithotomy Scoops | 91 |
| " Padding for Spints | 191 |
| " Post-mortem Skull Traector Drills | 66 |
| " Rectum Speculum | 344 |
| " Tubular Needles | 131 |
| Dawson's Catheters | 103 |
| Day's Thermic Hammers | 329 |
| De Bartolome's Tongue Forceps | 134 |
| Débris Extractors | 89 |
| Decapitators | 42 |
| De Cartes' Compressors | 26 |
| Deformity Instruments | 175-184 |
| " Boots | 365 |
| De Marey's Sphygmographs | 120 |
| Demonstrating Ophthalmoscopes | 83 |
| Denman's Midwifery Forceps | 37 |
| " Perforators | 42 |
| Dental Cabinets | 138, 139 |
| " Syringes | 317 |
| Depletors, Uterine | 262 |
| Depressors, Tongue | 133, 134, 310 |

| | PAGE |
|--|---------------|
| Depressors, Shot | 260 |
| Desmarre's Entropium Forceps | 74 |
| " Eyelid Retractors | 76, 77 |
| " Hooks | 78 |
| " Scarifying Knives | 85 |
| " Secondary Knives | 86 |
| Dessault's Splints | 187 |
| Dessert Knives and Forks | 331, 332 |
| Dieffenbach's Artery Forceps | 21 |
| Dieulafoy's Suction Trocars | 156 |
| " Aspirators | 158 |
| Differential Stethoscopes | 114 |
| Diffuser, Robson's | 367 |
| Dilating Stem | 336 |
| Dilators | 89 |
| " Fluid | 229 |
| " Os Uteri | 45, 262 |
| " Rectum | 229 |
| " Stricture | 232, 233 |
| " Urethral | 263, 343 |
| " Uterine | 263 |
| Directors | 79 |
| " Brodie's Silver | 48, 228 |
| " Brown's | 252 |
| " Canaliculus | 74 |
| " Hernia | 49, 228 |
| " Strabismus | 74 |
| " Walton's | 87 |
| Disarticulated Heads | 307 |
| " Human Skeletons | 307 |
| Dislocation Pulleys | 196 |
| Dispensing Cabinets | 316 |
| " Scales and Weights | 328 |
| Dissecting and Post-mortem Instruments | 63-65 |
| " Forceps | 65 |
| " Hooks | 65 |
| Diver's Apparatus | 44 |
| Dixon's Cataract Knives | 72 |
| Dobell's Tongue Forceps | 134 |
| " Stethoscopes | 115 |
| Domett Bandages | 197 |
| Double-action Enemas | 236 |
| " Channel Catheters | 89, 103 |
| " Hooks | 78 |
| " Probangs | 125 |
| " Spoons | 74 |
| " Spuds, Bowman's | 74 |
| " Tumour Hooks | 52 |
| Douches, Eye | 75, 342 |
| " Nasal | 276, 326, 372 |
| " Syphon | 365 |
| " Uterine | 241, 348, 366 |
| Drainage Tubes | 317 |
| " Trocar and Canula | 346, 352 |
| Draper's Midwifery Forceps | 334 |
| Dressing Forceps | 59 |
| " Scissors | 61 |

| | PAGE |
|--|----------------------------|
| Drills, Palate | 132 |
| „ (Rosehead) | 137, 152, 154 |
| Drop Test-case | 341 |
| Duckbill Speculums | 205, 206 |
| Duckworth's Stethoscopes | 115 |
| „ Depilatory Forceps | 360 |
| Duffin's Pessaries | 110 |
| Dumb Bells | 227 |
| Duncan's Callipers | 344 |
| „ Cephalotribe | 339 |
| „ Galvanic Éraseurs | 353 |
| „ Instrument for applying Ointment to the Uterus | 339 |
| „ Instrument for Injecting into the unimpregnated Uterus | 358 |
| „ Laminaria Tents | 366 |
| „ Midwifery Forceps | 339 |
| „ Pessary | 352 |
| „ Uterine Bougies | 352 |
| „ „ Sound | 352 |
| Dupuytren's Splints | 187 |
| Durham's Tracheotomy Tubes | 129 |
| „ Urethral Syringes | 279 |
| Dwarf Respirators | 328 |
| Ear and Nose Instruments | 268-277 |
| „ Aspirator | 366 |
| „ Cases | 269, 275 |
| „ Channels | 269 |
| „ Douches | 270 |
| „ Forceps | 270, 333, 349 |
| „ Scoops | 270 |
| „ Speculums | 208-211, 270-272, 350, 366 |
| „ Spout, Speculum | 359 |
| „ Syphons | 272 |
| „ Syringes | 273, 333, 338, 372 |
| Earle's Pelvimeters | 257 |
| Earthenware Inhalers | 217-219 |
| „ Urinals | 200 |
| Ebonite Spray Producers | 220, 221 |
| „ Tubes for Producers | 221 |
| Ebony Caustic Cases | 94 |
| „ Speculum Cases | 94 |
| Economising Apparatus | 224, 225 |
| „ Face-pieces | 223 |
| Éraseurs | 100, 101 |
| „ Galvanic | 291, 353 |
| „ for Nasal Polypi | 370 |
| Educational Microscopes | 296 |
| Edwards' Economising Apparatus | 224 |
| „ Stethoscopes | 115 |
| Eguisier's Irrigateurs | 237 |
| Eighteen-tailed Bandages | 163, 197 |
| Elastic Anklets | 170 |
| „ Cotton Net Bandages | 197 |

| | PAGE |
|--|---------------|
| Elastic Enemas | 277-279 |
| „ Gum Bougies | 107 |
| „ „ Catheters | 43, 103 |
| „ „ Pessaries | 110, 111 |
| „ „ Rectum Bougies, | 230, 328 |
| „ Intra-Uterine Stems | 336 |
| „ Knee-caps | 170 |
| „ Leggings | 170 |
| „ Ligature Instrument | 328, 360 |
| „ Probes | 372 |
| „ Stockings | 169 |
| „ Thigh-pieces | 170 |
| „ Tubes | 93 |
| Elbow Splints | 187-189 |
| Electric Bullet Forceps | 22 |
| „ Inhalers | 214 |
| Electro-Magnetic Machines | 286, 287, 365 |
| Elevators | 152, 153, 284 |
| Elliotson's Stethoscopes | 115 |
| Ellis's Caustic Holders | 252 |
| „ Clavicle Splints | 195 |
| „ Hypodermic Syringes | 201 |
| „ Inhalers | 216 |
| „ Uterine Dilators | 263 |
| Empyema Stem | 345 |
| Endoscopes | 317, 318, 355 |
| Eucmas, Elastic | 277-279 |
| „ Kennedy's | 241 |
| „ Metal | 285 |
| „ Simplex | 234 |
| „ Stomach-pumps, &c. | 234-239 |
| „ Syphon | 240 |
| Entomological Forceps | 309 |
| „ Hooks | 309 |
| „ Instruments | 309 |
| „ Knives | 309 |
| Entropium Forceps | 74, 75 |
| Epistaxis Canulas | 269 |
| „ Catheters | 273 |
| Erichsen's „ for débris | 93 |
| „ Caustic Catheters | 103 |
| „ Chest Trocars | 157 |
| „ Lithotomy Knives | 91 |
| „ „ Scoops | 91 |
| „ Ointment Catheters | 103 |
| Erichsen's Tonsil Scissors | 134, 135 |
| Esmarch's Elastic Bandages | 26, 27 |
| „ Improved Tourniquet | 275 |
| Etoile's Instrument for Ear | 89 |
| „ „ Urethra | 89 |
| Eustachian Catheters | 273, 333, 337 |
| Evans' Vaccinating Instruments | 331 |
| Ewen's Guillotine | 344 |
| Excavating Instruments | 137, 150 |
| Excision Saws | 283 |
| „ Splints | 187, 344, 355 |
| Expanders, Chest | 226, 227 |

| | PAGE | | PAGE |
|---|------------------|--|---------------------------|
| Exploring Needles | 59 | Finger Knives | 49-59 |
| " Splints | 189 | " Saws | 20-60 |
| " Syringes | 318 | " Splints | 188 |
| " Troears | 59, 156, 252 | " Stalls | 318 |
| Extension Splints and Cradles | 194 | Fireman's Respirators | 325 |
| Extractors, Calculus | 89 | Fistula Directors | 220 |
| " Débris | 89 | " Knives | 229 |
| Eye Apparatus, Artificial | 369 | " Probes | 229 |
| " Compresses, Greenslade's | 75 | " Seissors | 229 |
| " Douches | 75, 342 | Fixation Forceps | 77 |
| " Drop Bottles | 75 | Flannel Bandages | 197 |
| " Fountains | 75, 76 | Flexible Clinical Stethoscopes, 116, 117 | |
| " Instruments | 67-87, 343 | Fluid Dilators | 229 |
| " Needles | 80, 81 | Fœtal Heads | 308 |
| " Seissors | 85 | Forceps, Alveolar | 149 |
| " Shades | 77, 333 | " Anti-Ligature | 20 |
| " Syringes | 77, 86 | " Artery | 20-22-48 |
| Eyelid Compressors | 76 | " Bone | 284 |
| " Retractors | 76, 77, 349, 351 | " Bow or Dressing | 59 |
| Eyes, Artificial | 173 | " Bullet | 22 |
| Face-pieces (Nitrous Oxide) | 222-225 | " Capsular | 72 |
| Facilis Enemas | 285 | " Cilia | 73 |
| Farre's Midwifery Forceps | 38 | " Clitorodectomy | 252 |
| Faulding's Vapour Baths | 212 | " Craniotomy | 39-42 |
| Feeding Apparatus | 327 | " Depilatory | 360 |
| " Bottles | 44-318 | " Dissecting | 65 |
| Feet, Artificial | 172 | " Ear | 270, 333, 349 |
| " on Catgut | 308 | " Entomological | 309 |
| Female Catheters | 43, 59, 103, 106 | " Entropium | 74-75 |
| " Glass Syringes | 285 | " Fixation | 77 |
| " Lithotomy Sounds | 91 | " Gouge | 283 |
| " Pelvis | 307 | " Hæmorrhoidal | 229 |
| " Urinals | 199, 200 | " Hærelip | 319 |
| Fergusson's Bone Forceps | 284 | " Intraeisor | 23 |
| " Excision Splints | 187 | " Iris | 79, 80 |
| " Hernia Instruments | 227 | " Lion | 284 |
| " Instruments for ex- tracting small stones | 89 | " Lithotomy | 90 |
| " Leg Splints | 188 | " Microscopie | 303 |
| " Lion Forceps | 284 | " Midwifery | 32-38, 334, 339, 352, 372 |
| " Lithotomy Knives | 91 | " Neerosis | 284 |
| " " Scoops | 91 | " Needle-holding | 256, 257 |
| " Lithotrites | 92 | " Onychia | 326 |
| " Needles | 132 | " Ovariotomy | 267, 339 |
| " Palate Chisels | 130 | " Ovum | 43, 257 |
| " " Drills | 132 | " Phymosis | 234 |
| " " Knives | 132 | " Placenta | 43 |
| " Patella Splints | 195 | " Polypus | 276 |
| " Saws, Folding Back | 19 | " Schuff's | 85 |
| " Speelums | 206 | " Skull | 284 |
| " " Ani | 208, 231 | " Speulum | 253, 260 |
| " Stethoscopes | 115 | " Sponge | 261 |
| " Tourniquets | 26 | " " Tent | 261 |
| Field Panniers | 17 | " Starch Bandage | 318 |
| " Tourniquets | 25 | " Strabismus | 86 |
| Fillets | 43 | " Throat | 126 |
| Filters | 318 | " Tongue | 134 |
| | | " Tonsil | 134 |

INDEX.

xiii

| | PAGE | | PAGE |
|---|---------------|--|--------------------|
| Forceps, Tooth | 139-149 | Godson's Pessaries | 109, 113, 341 |
| " Torsion | 22 | " Tent Introducers | 261 |
| " Tracheotomy | 128 | " Tumour Forceps | 262 |
| " Tumour | 262, 267 | " Uterine Depletors | 262 |
| " Urethra | 92 | " Uterine Sound | 347 |
| " Uterine Polypi | 263 | " Zwanke's Pessary | 341 |
| " Vulsellum | 135, 265 | Gold size | 304 |
| " Wileox's | 23 | Gooch's Canulas | 260 |
| Foreign Body Scoops | 87 | " Splintage | 188 |
| Foulis's Tourniquets | 320 | Gordon's Splints | 188 |
| Fountain Reservoir Enemas | 237 | Gorget's | 89 |
| Fox's Cupping Lamps | 98 | Gouge Forceps | 283 |
| " Tooth Keys | 153 | Gouges | 284 |
| Fracture Cradles | 192-194 | Gower's Thermometers | 245 |
| " Splints, Bloxam's | 187 | Gowland's Cautey Irons | 228 |
| " " Liston's | 189 | " Enemas | 278 |
| " " MeIntyre's | 189 | " Hæmorrhoidal Clamps | 228 |
| Frænum Scissors | 44 | " Speeulum Ani | 363 |
| French Crutches | 185 | " Syphon Douche | 365 |
| Frog Plates | 302 | Graefe's Cataract Knives | 72 |
| Furner's Fraeture and Cradle Splints | 193 | " Cystotomes and Curettes | 73 |
| Gag, Double Mouth | 356 | Graham's Amputating Saws | 18 |
| Gags | 225 | Grain Seales and Weights | 328 |
| " Smith's | 133 | Granville's Clinical Thermometer | 357 |
| Gaiffe's Batteries | 286-291, 292 | Greene's Obstetric Binders | 161 |
| Gaitskill's Obstetric Binders | 162 | Greenhalgh's Dilating Stems | 336 |
| Galvanic Batteries, &c. | 286-293 | " Gynæological Bags | 251 |
| " Cautery Batteries | 291 | " Intra-Uterine Stems | 254, 255, 336 |
| " Écraseurs | 101, 291, 353 | " Metrotomes | 256 |
| " Stems | 253 | " Metrometer Sounds | 256 |
| Gas and Ether Inhalers | 223, 372 | " Midwifery Forceps | 33 |
| Gasometer Tubing | 225 | " Obstetric Bags | 29 |
| Gasometers (Barth's) | 223 | " Obstetric Binders | 162 |
| Gentlemen's Chest Expanders, | 226, 227 | " Ovum Forceps | 43 |
| German Hypodermic Syringes | 203 | " Pelvimeters | 258 |
| Gibbs' Laryngeal Syringes | 126 | " Perforators | 42 |
| " Throat Syringes | 123 | " Puncturing Lancets | 258 |
| Glaisher's Rain Gauges | 250 | " Sea-tangle Tents | 259 |
| Glass Nipple Shields | 44 | " Spring Pessaries | 109 |
| " Proof Hydrometers | 249 | " Vaginal Plugs | 43, 265 |
| " Slips | 304 | Greenslade's Canaliculus Knives | 78 |
| " Syringes | 285 | " Cradles | 192 |
| " Urinals | 200 | " Eye Compressors | 75 |
| Glasses, Breast | 226 | Greenway's Fracture Cradles | 193 |
| " Cupping | 98 | Grooved Tattooing Needles | 81 |
| Gloves, Post-mortem | 66 | Grove's Batteries | 290 |
| Glycerine | 304 | Guarded Crochetets | 42 |
| Goddard's Carbolic Acid Diffuser | 317 | " Tendon Knives | 50 |
| Godson's Blunt Hooks | 39 | Guillotines. | 130, 131, 340, 344 |
| " Craniotomy Forceps | 40 | Gum Lancets | 60, 153 |
| " Instrument for introducing pledgets of cotton wool into the vagina | 253 | Gun-shot Probes | 23 |
| " Intra-uterine Stem | 345 | Guthrie's Directors for Strabismus | 74 |
| " Membrane Perforators | 43 | " Strabismus Knives | 87 |
| " Midwifery Forceps | 36 | Gutta Percha for Splints | 195 |
| " Ovum Forceps | 257 | " Pessaries | 108 |
| | | " Stethoscopes | 117 |
| | | " Tissue | 318 |

| | PAGE | | PAGE |
|---|-------------|---|----------|
| Gymnastic Belts | 227 | Hick's Pessaries | 110 |
| Gynæological Bags | 251 | Hide's Felt and Liquid for Splints | 188 |
| Hæmorrhoidal Clamps | 228 | Higginson's Enemas | 240 |
| " Forceps | 229, 230 | Hilliard's Differential Stetho- | |
| " Hooks | 230 | scopes | 114, 118 |
| " Needles | 230 | " Speculums | 206 |
| Haighton's Midwifery Forceps | 34 | " Urinals | 200 |
| Hainworth's Calculus Extractors | 89 | " Vaccinators | 96 |
| " Instruments for | | Hillman's Ear Forceps | 270 |
| incising the Tonsils | 131 | Hill's Caustic Injectors | 102 |
| Haller's Percussors | 119 | " Urethrotomes | 234 |
| Hall's Uterine Lancets | 263 | Hilton's Speculum Ani | 208, 231 |
| " " Probes | 264 | " Splints | 188 |
| " " Sounds | 265 | Hinged Arm Splints | 187 |
| " " Syringes | 262 | Hinton's Auriscopes | 210, 269 |
| " Throat Spray Producers | 372 | Hodge's Midwifery Forceps | 38 |
| Hamilton's Female Syringes | 285 | " Pessaries | 111 |
| Hammers and Chisels | 66 | Hoffman's Gouge Forceps | 283 |
| " Percussion | 119 | Holder's Needle | 132 |
| " Thermic | 329 | " Speculum | 206 |
| Hammocks, Invalid | 320 | " Stethoscope | 122 |
| Hand and Arm Splints | 188 | Hollis's Tongue Depressors | 133 |
| " Bag | 353 | Hollow Hand Splints | 188 |
| " Lamps, Illuminating | 320, 370 | Holmes' Craniotomy Forceps | 41 |
| " Magnifiers | 202 | " Perforators | 42 |
| Hands on Catgut | 308 | Holt's Self-retaining Catheters | 106 |
| Harelip Compresses | 319 | " Stricture Dilators | 233 |
| " Forceps | 319 | " Surgical Bags | 1 |
| " Pins | 50 | Hopkins' Midwifery Forceps | 38 |
| " Scissors | 320 | Hooks | 78 |
| Hare's Stethoscopes | 115 | " Blunt | 39 |
| Hatchets | 374 | " Chain | 65 |
| Hawkins' Splints | 188 | " Dissecting | 65 |
| Head-rest | 335 | " Eutomological | 309 |
| Headspring Stethoscopes | 118 | " for steadying the Eyeball | 78 |
| Hearing Cornets | 274 | " Hæmorrhoidal | 230 |
| " Trumpets | 274, 275 | " Strabismus | 87 |
| Heath's Splints | 188 | " Tracheotomy | 128 |
| " Syphon Douches | 275 | " Tumour | 51 |
| Heiffer's Razors | 332 | " Uterine | 259, 260 |
| Hernia Bistouries | 49, 60, 228 | Horsley's Uterus Trusses | 44 |
| " Directors | 49, 228 | Hosford's Stethoscopes | 115 |
| " Instruments | 227, 228 | Hospital Bedsteads | 320 |
| " Needles | 228 | " Cots | 320 |
| Heurteloupe's Artificial Leech | | " Crutches | 185 |
| Apparatus | 315 | " Field Panniers | 17 |
| Hewitt's Midwifery Forceps | 34 | " Stretchers | 320 |
| " Pessaries | 110 | " Thermometers | 245 |
| " Speculums | 206 | Hot-air Baths | 215, 349 |
| " Transfusion Apparatus | 330 | " Water Bags | 133 |
| " Uterine Douche | 366 | Howard's Rain Gauges | 250 |
| Hey's Skull Saws | 284 | Hughes' Stethoscopes | 115 |
| Hick's Apparatus for Uterus | 113 | Hulke's Suture Needles | 81 |
| " Cephalotribes | 39 | Hull's Utero-abdominal Sup- | |
| " Ear Speculum with Reflect- | | ports | 163 |
| ing Lens | 366 | Human Skeletous | 307 |
| " Eraseurs | 100 | Humerus Splints | 190 |
| | | Hunter's Tourniquet | 334 |

INDEX.

XV

| | PAGE | | PAGE |
|---|------------|---|----------|
| Hutchinson's India-rubber Catheters | 106 | Instruments, Minor Operating | 45-48 |
| " Mouth Props | 225 | " Ovariotomy | 266-268 |
| " Ovariotomy Clamps | 267 | " Tooth | 135-154 |
| " Spirometers | 122 | Instantaneous Vaceinators | 96 |
| Hydrocele Suspenders | 168 | Interrupted Splints | 188 |
| " Syringes | 279 | Intraeisior Forceps | 23 |
| " Trocars | 155, 156 | Intra-uterine Speculums | 207 |
| Hydrocephalus Trocars | 157 | " Stems 253-255, 336, 345 | |
| Hydrometers | 249 | Introducers for Stems | 254, 345 |
| Hygrometers | 249 | Invalid Alarm Bell | 332 |
| Hypodermic Syringes 200-203, 358, 372 | | " Bedstead Apparatus | 321, 322 |
| Ice and Hot Water Bags | 113 | " Feeders | 322 |
| Illuminating Endoscope | 355 | " Hammocks | 320 |
| " Hand Lamps | 320, 370 | " Lift, Improved | 356 |
| Imray's Ear Scoops | 270 | " Reading or Writing Table | 369 |
| India-rubber Bandages | 197 | " Walking Sticks | 186 |
| " Beds, Cushions, Pillows, &c. | 293-295 | Invisible Respirators | 328 |
| " Breast Relievers | 44 | Iodine Bottles | 322 |
| " Catheters | 103, 106 | Iridectomy Instruments | 318 |
| " Nipple Shields | 44 | " Knives | 79 |
| " Pessaries | 109 | Iris Forceps | 79, 80 |
| " Teats | 44 | " Seissors | 85, 86 |
| " Urinals | 198-200 | Iron Suture Wire | 50 |
| Induction Coils | 292, 293 | Irons, Cauterising | 228, 252 |
| Infant Cupping Instruments | 99 | Irrigators | 237 |
| Inflated Pessaries | 111, 112 | Issne Peas | 322 |
| " Pumps | 111 | Ivory Bongie Ganges | 107 |
| " Tubes | 44 | " Caustic Cases | 94 |
| Inglis's Midwifery Forceps | 38 | " Ear Speculums | 210 |
| Inhalers | | " Vaccine Points | 97 |
| 214-219, 338, 339, 357, 363, 366, 372 | | Jackson's Dilators | 89 |
| Inhaling Tubes | 214 | Jacob's Eye Needles | 81 |
| Injection Syringes | 240 | Jaeger's Iridectomy Knives | 79 |
| Instrument for Opening Mouth | 122 | James's Laryngoscope Lenses | 124 |
| " for injecting into | | " Laryngoscopes | 123 |
| an unimpregnated | | " Spray Producers | 355 |
| Uterus | 358 | " Tongue Depressors | 133 |
| Instruments, Amputating | 3-5 | Jaw Saws | 284 |
| " Army, Case | 6-8 | Jessop's Tracheotomy Tubes | 129 |
| " Army Regulation | | Johnson's Laryngoscopes | 124 |
| Pocket Case of | | " Urinary Cases | 366 |
| " Cupping | 97-99 | Jones's Ovariotomy Forceps | 339 |
| " Deformity | 175-184 | Jugum Penis | 233 |
| " Eye | 67-87, 343 | Junker's Inhalers | 216 |
| " for Ear and Nose, 268-277 | | Jury Mast for Pott's Disease | 348 |
| " for Surgeons in | | Keetley's Stretchers | 329 |
| Royal Navy | 9-12 | Keith's Portable Case | 5 |
| " for Surgeons of the | | Kempner's Artificial Legs | 172 |
| Roy. Steam Packet | | Kempton's Elevators | 152 |
| Company | 13, 14 | Kennedy's Enemas | 241 |
| " for Surgeons to | | Kesteven's Drop Test-case for | |
| Emigrant Ship | 15, 16 | Albuminuria | 341 |
| " for Surgeons to the | | Kettles, Bronchitis | 214 |
| P. & O. Company | 14, 15 | Key's Hernia Directors | 228 |
| " Midwifery | 27-32 | " Lithotomy Knives | 91 |
| | | " Tooth | 153, 154 |

| | PAGE | | PAGE |
|--|---------------|---|---------------|
| Key's Tourniquets | 26 | Lamps, Microscopic | 304 |
| Kiessler's Mouth Mirrors | 154 | Lanect Cases | 95, 96, 227 |
| King's Cone Perensors | 119 | Lanects, Abscess | 58, 95 |
| " Irideotomy Instruments | 318 | " Bleeding | 95 |
| " Respirators | 325 | " Gum | 60, 153 |
| " Wheel Catheters | 101 | " Medicine Chest | 322 |
| Knee-caps | 170 | " Puncturing | 258 |
| " Splints | 188, 189, 354 | " Tonsil | 134 |
| Knight's Midwifery Forceps | 38 | " Uterine | 263 |
| Knives, Abseess | 58, 62 | " Vaccinating | 96 |
| " Angular | 71, 130 | Lane's Speculum Ani | 208, 231 |
| " Brain | 65 | Laryngeal and Trachea Instru- | |
| " Breast | 49 | ments | 122-129 |
| " Canaliculus | 71, 78 | " Syringes | 122 |
| " Cartilage | 65 | Laryngoscope Lenses | 124 |
| " Cataract | 72, 73 | " Mirrors | 125 |
| " Corn | 308, 309 | Laryngoscopes | 123, 124 |
| " Critchett's | 80 | Laryngoscopic Lamp | 352 |
| " Entomological | 309 | Laryngotomy Tubes | 125 |
| " Finger | 49, 59 | Lawrence's Eye Compressors | 76 |
| " Fissure of Anns | 230 | " Baek Splints | 188 |
| " Fistula | 229 | " Fracture Cradles | 193 |
| " Irideotomy | 79 | Lazarovitch's Blunt Hooks | 39 |
| " Lachrymal Duet | 80 | Leather for Splints | 195 |
| " Lithotomy | 90, 91 | Leech Conservatories | 322 |
| " Masticating | 323 | " Tubes | 322 |
| " Paget's | 60 | Lee's Canulas | 43 |
| " Palate | 132 | " Craniotomy Forceps | 41 |
| " Puncture | 84 | " Hæmorrhoidal Clamp | 228 |
| " Scapel and Finger | 61 | " Midwifery Forceps | 38 |
| " Searifying | 85 | " Vapour Baths | 213 |
| " Secondary | 86 | Leftwich's Auscultatory Sound | 361 |
| " Section | 309, 332 | Leggings | 170 |
| " Sims' | 255 | Leg Irons and Walking Boots | 179-181 |
| " Strabismus | 87 | " Rests | 322 |
| " Tendon | 50, 51 | " Splints | 188, 189, 360 |
| " Tracheotomy | 128 | Legs, Artificial | 171, 172 |
| " Tyrrell's | 80 | " Soeket | 174 |
| " Vesico-vaginal Fistula | 259 | " Wooden Pin | 174 |
| " Walker's | 80 | Lens Hook | 79 |
| Kramer's Ear Speculums | 211, 272 | " Priekers | 80 |
| " Eustachian Catheters | 273 | Lenses | 281 |
| " Nasal Catheters | 276 | " Laryngoscope | 124 |
| Krieshaber's Laryngoscopes | 124 | Lenticulars | 284 |
| Kuehenmeister's Cervix Seissors. | 332 | Leslie's Plaisters | 322, 323 |
| Laboratories | 327 | Lever's Craniotomy Forceps | 41 |
| Lachrymal Bougies | 80 | " Decapitators | 42 |
| " Duet Knives | 80 | " Midwifery Forceps | 38 |
| " Duet Probes | 84 | " Utero-abdominal Sup- | |
| Ladies' Chest Expander | 226, 227 | ports | 163 |
| " Seissors | 332 | " Veetis | 43 |
| Laennec's Stethoscopes | 115 | Lewin's Laryngoscopes | 124 |
| L'Allemand's Catheters | 106 | Liebreich's Iris Forceps | 80 |
| Laminaria Tents | 255, 366 | " Ophthalmoscopes | 84 |
| Lamps, Cupping | 98 | Lift, Improved Invalid | 356 |
| " Illuminating | 320, 370 | Ligature, Catgut | 23 |
| " Laryngoscopic. | 352 | " Instruments | 228 |
| | | " Needles | 132. |

INDEX.

xvii

| | PAGE | | PAGE |
|--|---------|--|----------|
| Ligature, Silk | 24, 60 | Lucr's Bullet Forceps | 22 |
| " Thread | 24 | " Calculus Extractors | 89 |
| " Wire | 24 | " Gouge Forceps | 283 |
| Ligatures, Catgut | 317 | " Guillotines | 130 |
| Linen Bandages | 197 | Luke's Fracture Cradles | 194 |
| Lint | 323 | Lumbar Ice Bags | 113 |
| " Holders, Speculum | 260 | Lunatic Belts | 163 |
| Lion Forceps | 284 | Lund's Ear Douches | 270 |
| Lipsecombe's Filters | 318 | Lyon's Stricture Dilators | 233 |
| Lisfranc's Ampntating Kuives | 18 | Mackenzie's Guillotines | 340 |
| Lister's Carbolic Spray Producer | 340 | " Laryngoscopes | 128 |
| " Carbolized Catgut | 317-23 | " Throat Conductors | 292 |
| " " Gauze | 317 | " Throat Forceps | 126 |
| " Double Mouth Gag | 356 | Mackintosh Cloth | 323 |
| " Mackintosh Cloth | 323 | Mackintosh's Midwifery Forceps | 36 |
| " Set of Catheters | 370 | Maclintock's Ovm Forceps | 257 |
| " Spray Apparatus | 221 | Macnamara's Eye Instruments | 343 |
| " Steam Boiler for ditto | 340 | " Eyelid Retractor | 351 |
| " Tourniquet | 26 | Magnifiers, Hand | 302 |
| Liston's Ampntating Knives | 18 | Mahomed's Sphygmographs | 120 |
| " Arm Splints | 187 | Maisonneuve's Transfusion Ap- paratus | 330 |
| " Artery Forceps | 21 | " Urethrotomes | 234 |
| " Bone Forceps | 284 | Male Glass Syringes | 285 |
| " Ear Scoops | 270 | " Urinals | 198, 199 |
| " Fracture Splints | 189 | Mallam's Chloroform Inhalers | 216 |
| " Harelip Pins | 50 | " Instantaneous Vaccina- tors | 96 |
| " Knee Splints | 189 | " Stethoscopes | 115 |
| " Lithotomy Kuives | 91 | Manacles | 163 |
| " " Staffs | 92 | Marine Barometers | 248 |
| " Lithotrites | 92 | " Glue | 304 |
| " Prostate Catheters | 106 | " Lint | 323 |
| " Screw Probes | 284 | Markwick's Spongio-piline | 328 |
| " Taper Screws | 51 | Marshall's Ear Syphons | 272 |
| " Thigh Splints | 190 | " Hæmorrhoidal Forceps | 229 |
| " Tourniquet | 26 | " Iodine Bottles | 322 |
| " Tumour and Nævus | | " Osteotomes | 284 |
| Needles | 49 | " Urethral Syringes | 279 |
| Lithoclast, Urethral | 90 | Martindale's Portable Inhaler | 357 |
| Lithotomes | 90 | Martineus's Hearing Trumpets | 275 |
| Lithotomy and Lithotritry Instru- ments | 88-93 | Mason's Hygrometers | 249 |
| " Bandages | 90, 197 | " Splints | 189 |
| " Forceps | 90 | Masticating Knives | 323 |
| " Knives | 90, 91 | Mather's Feeding Bottles | 318 |
| " Scoops | 91 | Mathieu's Ear Forceps | 274 |
| " Sounds | 91 | " Mctrotomes | 256 |
| " Staffs | 92 | " Ovariotomy Forceps | 267 |
| Lithotrites | 92, 93 | " Torsion Forceps | 22 |
| Litmus Papers | 281 | " Tracheotomy Tubes | 128 |
| Little's Instrument for Club-foot | 178 | " Uterine Scissors and Forecps | 259 |
| Locoek's Sponge Syringes | 285 | Matthews' Craniotomy Forceps | 40 |
| Lonsdale's Instrument for Frac- tured Jaw | 131 | Maunder's Spray Producers | 221 |
| " Spinal Apparatus | 178 | Maunoir's Iris Scissors | 85, 86 |
| Lownde's Spirometers | 121 | McAdams's Mouth Props | 225 |
| " Vectis | 43 | McDougall's Catheters | 106 |
| Lucas's Ear Syringe | 372 | | |
| Lucr's Artery Forceps | 21 | | |

| | PAGE | | PAGE |
|--|--------------|---------------------------------------|--------------------|
| McIntyre's Fracture Splints | 189, 355 | Naegele's Perforators | 43 |
| McLeau's Stethoscopes | 116 | Nævus Needles | 49 |
| Meadows's Écraseurs | 101 | Nail Scissors | 332 |
| " Speculums | 203, 350 | Napier's Pessaries | 112 |
| " Stein Pessary | 356 | " Rubber Catheter | 355 |
| Measuring Standard | 348 | Nasal Catheters | 276 |
| Medicated Suppositories, Pes- | | " Douches | 276, 326, 372 |
| saries, &c. | 230, 324 | " Polypi, Écraseurs for | 370 |
| Medicine Chests | 310-314 | " Speculums | 210, 276, 335, 366 |
| Membrane Perforators | 43 | Nash's Bronchitis Kettles | 214 |
| Mercurial Vapour Baths | 213 | Naugecubaur's Speculums | 211 |
| Metacarpal Saws | 20 | Neck Pillows | 295 |
| Metal Enemas | 285 | Necrosis Forceps | 284 |
| Metallic Bougies | 107 | " Trephining, and Resec- | |
| " Nipple Shields | 44 | tiou Instruments | 282-284 |
| Metrometer Sounds | 256 | Needle-holders | 132, 257 |
| Metrotomes | 256 | " holding Forceps | 256, 257 |
| Microscopes and Apparatus | 296-305, 332 | Needles, Acupressure | 314 |
| Microscopic Forceps | 303 | " Acupuncture | 48 |
| " Lamps | 304 | " Acupuncture | 314 |
| " Needles | 303 | " Aneurism | 48, 58 |
| " Objects | 306, 307 | " Cataract | 81 |
| " Scalpels | 303 | " Exploring | 59 |
| " Scissors | 303 | " Eye | 80, 81 |
| " Syringes | 302 | " Fergusson's | 132 |
| Microscopical Air Pump | 334 | " Hæmorrhoidal | 230 |
| Midwifery Cases (Pocket) | 31-32 | " Hernia | 228 |
| " Forceps, 32-38, 339, 352, 372 | | " Hulke's Suture | 81 |
| " Instruments | 27-32 | " Ligature | 132 |
| Millboards for Starch Bandage | | " Microscopic | 303 |
| Splints | 195 | " Nævus | 49 |
| Miners' Respirators | 325 | " Palate | 131, 132 |
| Minor Operating Instruments | 45-48 | " Perineum | 257 |
| Mirrors, Laryngoscope | 125 | " Pick's Blut | 132 |
| " Mouth | 153, 154 | " Setou | 62 |
| Moc Main Trusses | 165 | " Sim's Tubular | 257 |
| Model Barometers | 249 | " Staphyloraphia | 132 |
| Morison's Auriscopes | 210, 269 | " Suture | 24, 50 |
| " Eustachian Catheter | 337 | " Tubular | 131 |
| " Pneumatic Ear Specu- | | " " Wire | 132 |
| lums | 271 | Nélaton's Dilators | 229 |
| Morton's Retractors | 328 | " Guusshot Probc | 23 |
| Mortuary Tables | 325 | " Instrument for Stone | 93 |
| Mouth Gag, Double | 356 | " Radius Splints | 189 |
| " Mirrors | 153, 154 | Nelson's Inhalers | 217 |
| " Props | 225 | Neville's Splints | 189 |
| Mudge's Chloroform Inhalers | 217 | Nicholas's Vaccine Inciters | 97 |
| Mulloney's Bandages | 197 | Nicholl's Blowpipes | 65 |
| Murchison's Thermometers | 245 | Nightingale's Respirators | 328 |
| " Trocars | 157 | Nipple Shells | 44 |
| Murphy's Chloroform Inhalers | 217 | " Shields | 44 |
| " Craniotomy Forceps | 39 | Nitrous Oxide Bags | 224 |
| " Crotchets | 42 | " Gas Apparatus | 222-225 |
| " Midwifery Forceps | 38 | Nose Syringes | 276 |
| " Uterine Syringe | 335 | Note Books, Students' | 329 |
| Murray's Inhalers | 217 | Nott's Speculum Vaginæ | 366 |
| Musku Bandages | 348 | O'Beirno's Tubes | 230 |

INDEX.

xix

| | PAGE | | PAGE |
|---|----------|--|---------------------------------------|
| Object Boxes | 304 | Peroussion Hammers | 119 |
| " Glasses | 305 | " Thimbles | 119 |
| Obstetric Bags | 29, 30 | Percussors | 119 |
| " Binders | 161, 162 | Perforated Zinc Arm Splints | 187 |
| " Supports | 162 | Perforators | 42, 43, 284 |
| O'Connell's Feeding Bottles | 318 | " Membrane | 43 |
| Odontological Bags | 149, 150 | Perineal Bandages | 190 |
| Œsophagus Bougies | 125 | Perineum Needles | 257 |
| Oil Silk | 326 | Perrin's Dissecting Hooks | 65 |
| Ointment Catheters | 103 | Pessaries | 108-113, 341, 345, 351, 352, 353, 356 |
| Oldham's Midwifery Forceps | 35 | " Medicated | 324 |
| Onychia Forceps | 326 | Pessary, Flexible Annular | 361 |
| " Scissors | 326 | Petits' Spiral Tourniquets | 25 |
| Operating Instruments, Minor | 45-48 | Pewter Urinals | 200 |
| " Scalpels | 50 | Phillips' Thermometers | 246 |
| " Tables | 327 | Phymosis Forceps | 234 |
| Operation Case | 340 | Physician's Bag | 344 |
| Ophthalmic Caustic Cases | 24 | Pick's Blunt Needles | 132 |
| " Head Rest | 335 | Pilcher's Ear Speculums | 210, 272 |
| Ophthalmoscopes | 82-84 | " Eustachian Catheters | 273 |
| Oriental Vapour Baths | 212 | Pill Machines | 327 |
| Orinasal Respirators | 328 | Pillows, India-rubber | 294, 295 |
| Ormsby's Æther Inhaler | 339 | Pin Legs | 174 |
| Osteological Preparations | 307-8 | Pins, Acupressure | 48 |
| Osteotomes | 284 | " Harelip | 50 |
| Osteotomists | 43 | Placenta Forceps | 43 |
| Os Uteri Dilators | 45 | Plaster, Adhesive | 314 |
| Otoscopes | 276 | " Carbolic | 317 |
| Ovariotomy Clamps | 267-8 | " Leslie's | 322, 323 |
| " Forceps | 267, 339 | Plated Bongies | 107 |
| " Hooks | 267 | " Catheters | 106 |
| " Instruments | 266-268 | " Suture Wire | 50 |
| " Trocars | 157, 267 | Platina Cups, Bantock's | 258 |
| Ovum Forceps | 43, 257 | Playfair's Transfusion Apparatus | 330 |
| Paget's Knives | 60 | " Uterine Probes | 264 |
| Palate Chisels | 130 | Pleximeters | 119 |
| " Drills | 132 | " and Hammers | 119 |
| " Knives | 132 | Plugs, Rectum | 230, 328 |
| " Needles | 131 | " Vaginal | 43, 265 |
| Paley's Feeding Apparatus | 327 | Pneumatic Ear Speculums | 271 |
| Palfrey's Utero-abdominal Sup- ports | 163 | Pocket Bellows | 334 |
| " Uterine Case | 336 | " Cases | 60 |
| Paquelin's Thermo Caутery | 346 | " Clinical Thermometer | 357 |
| Parabolic Illuminators | 302 | " " Urine Case | 370 |
| Paracentesis Abdominis Trocars | 155, 156 | " Instruments, in case | 52-58, 360 |
| Parnell's Patella Apparatus | 195 | " Knives | 332 |
| Patella Bandages | 195 | " Midwifery Cases | 31, 32 |
| " Splints | 195, 351 | Polarizing Apparatus | 302 |
| Patent Clinical Thermometers | 58, 62 | Politzer's Eustachian Apparatus | 277, 333 |
| Pellier's Eyelid Retractors | 76 | Pollick's Forceps | 23 |
| Pelvimeters | 257, 258 | Polyprites | 258 |
| Pelvis, Female | 307 | Polypus Forceps | 276 |
| Pemberton's Splints | 188 | " Snare | 276 |
| Pencil-case Vaccinators | 96 | Pond's Corn Knives | 309 |
| Pencils, Camel-hair | 317 | Pontain's Aspirators | 159 |
| | | Ponteau's Bladder Trocars | 156, 224 |

| | PAGE | | PAGE |
|--|---------------|---|---------------|
| Porcelain Thermometers | 247 | Rack Aspirators | 159 |
| Poroplastic Sheets, Cocking's | 196 | Radius Splints | 188, 189 |
| " Jackets | 355 | Rain Gauges | 250 |
| " Splints | 367 | Ramadge's Inhalers | 217 |
| Portable Batteries | 289 | " Inhaling Tubes | 217 |
| " Electro-magneto Machine | 365 | Ramsbotham's Craniotomy Forceps | 41 |
| " Enemas | 277 | " Decapitators | 42 |
| " Fracture Cradles | 194 | " Midwifery Forceps | 33 |
| " Hypodermic Syringes | 201 | Ratan Canc Splints | 190 |
| " Inhaler | 357 | Razors | 373 |
| " Male and Female Catheters | 60, 61 | Reclining Boards | 184 |
| " Ophthalmoscopes | 82 | Rectum Bougies | 108, 230 |
| Post-mortem and Dissecting Instruments | 63-65 | " Dilators | 229 |
| Post-mortem Gloves | 66 | " Instruments | 228-231 |
| " Saws | 66 | " Plugs | 230, 327 |
| " Scissors | 66 | " Speculum | 344 |
| " Skull Tractor Drills | 66 | Reflectors | 125 |
| Poultry Carvers | 331 | Reid and Morison's Flexible Stoscopes | 116, 117 |
| Powder Folders | 327 | Resection, Trephining, and Necrosis Instruments | 282-284 |
| Pravaz's Hypodermic Syringes | 202 | Reservoir Enemas | 237 |
| Pretty's Uterine Compress | 262 | Respirators | 327-8 |
| Price's Splints | 190, 344, 355 | " Carriek's | 215 |
| Priestley's Craniotomy Forceps | 41 | " King's Miners' and Fireman's | 325 |
| " Pessaries | 110 | Rests, Vaginal | 372 |
| " Uterine Dilators | 263 | Retractors | 328 |
| Pritchard's Lithotomy Bandages | 90 | " Cooper's | 259 |
| Probangs | 125 | " Eyelid | 76, 349, 351 |
| Probe, Vertebrated | 344 | Richardson's Apparatus for Suspended Animation | 315 |
| Probes | 61 | " Bougies | 355 |
| " Bowman's | 84 | " Pessary | 345 |
| " Budd's Elastic | 372 | " Spray Producers | 221 |
| " Fistula | 229 | " Stricture Dilators | 233 |
| " for applying Nitrate of Silver | 258 | Ricord's Phymosis Forceps | 234 |
| " for Lachrymal Duct | 84 | " Speculums | 206 |
| " Gunshot | 23 | Riding Belts | 162 |
| " Uterine | 264 | Rigby's Perforators | 43 |
| Prolapsus Ani Trusses | 167, 230 | Ring Pessaries, Hewitt's | 110 |
| " Bandages | 167, 230 | Robbins & Co.'s Anæsthetic Ether | 221 |
| " Uteri Bandages | 163 | Roberton's Funis Instruments | 43 |
| Prostate Catheters | 102, 103, 106 | " Midwifery Forceps | 34 |
| Prout's Urinometer Cases | 280 | Robson's Patent Diffuser | 367 |
| Pulleys, Dislocation | 196 | " " Inhaler | 363 |
| Pulvermacher's Chain Bands | 292 | Roller Bandages | 197 |
| Pumps, Breast | 44, 226 | Rosehead Drills | 137, 152, 154 |
| Puncture Knives | 84 | Rose's Vaccinator, Modification of | 353 |
| Puncturing Lancets | 258 | Rosmund's Hernia Instruments | 227 |
| Purvis's Vaccination Case | 359 | Routh's Metrotomes | 256 |
| Quain's Hæmorrhoidal Clamps | 228 | " Speculum Holders | 206 |
| " Percussors | 119 | Roux's Needle Holders | 132 |
| " Rectum Bougies | 108, 230 | Royal Navy Cases | 9-12 |
| " Stethometers | 122 | Ruhmkorff's Coils | 292-3 |
| " Stethoscopes | 116 | Rutherford's Thermometers | 247 |
| | | Ryan's Suspenders | 168 |

INDEX.

xxi

| | PAGE | | PAGE |
|--|---------------------|---|--------------------|
| Sacking, Poles, and Irons for removing Patients from the Operating Theatre | 328 | Scissors, Skin-grafting | 328 |
| Salmon's Fistula Scissors | 229 | " Starch Bandage | 328, 329 |
| " Trusses | 165, 166 | " Strabismus | 86 |
| Salter's Fracture Cradles | 194 | " Tonsil | 132, 134, 135, 337 |
| " Splints | 194 | " Uterine | 259, 264 |
| " Stethoscopes | 116 | " Uvula | 135 |
| Sankey's Tracheotomy Forceps | 128 | Scoops, Ear | 270 |
| " " Tubes | 127 | " Foreign Body | 87 |
| Sansom's Inhalers | 217 | " Lithotomy | 91 |
| Saunders' Elevators | 152 | Screw Lever Speculums | 204-210 |
| " Needles for Solution | 81 | Scrotal Trusses | 167 |
| Saunderson's Sphygmographs | 120 | Seamless Tube Caustic Cases | 94 |
| Saws, Amputating | 18-19 | Sea-tangle Tents | 259 |
| " Charrier's Double, for Spine | 66 | Secondary Knives | 86 |
| " Finger | 20, 60 | Section Knives | 309, 332 |
| " Jaw | 284 | Self-acting Hypodermic Syringes | 202 |
| " Metacarpal | 20 | Self-adjusting Trusses | 164 |
| " Post-mortem | 66 | Self-registering Thermometers | 244-247 |
| " Skull | 284 | Self-retaining Catheters | 106 |
| " Subcutaneous | 370 | " Drainage Tubes | 317 |
| " Wood's Shifting Back | 20 | " Stems | 254-5 |
| Sayre's American Splints | 190 | Serrefines | 22 |
| " Apparatus for Spine Disease | 347 | Seton Needles | 62 |
| " Jury Mast for Pott's Disease | 348 | " Tapes | 328 |
| " Vertebrated Probe | 344 | Seutins's Starch Bandage Scissors | 328 |
| Scalpel and Finger Knives | 61 | Sheffield's Elevators | 152 |
| " Cases | 48, 61, 66, 85, 284 | Shephard's Female Catheters | 59, 106 |
| " Microscopic | 303 | Shirts, Skin-fitting | 348 |
| " Operating | 50 | Shot Depressors | 260 |
| Scales and Weights | 328 | Shuter's Portable Epistaxis Canula, &c. | 52, 273 |
| Scaling Instruments | 138, 151 | Sibson's Inhalers | 217 |
| Scanzoni's Speculum | 206 | " Stethoscopes | 116 |
| Scarificators | 99, 372 | " Thermometers | 245 |
| " Cases | 99 | Sichel's Cataract Knives | 72 |
| Scarifying Knives | 85 | Siegel's Spray Inhalers | 218 |
| " Lancets | 260 | " Spray Producers | 221 |
| Scarpa's Needles for Reclination | 81 | Sieveking's Æsthesiometers | 314 |
| " Shoes | 178 | Sigmoid Catheters | 260 |
| Schofield's Pessaries | 112 | Signoroni's Tourniquet | 25 |
| Schuff's Double Spoons | 74 | Silk, Arnolds' Improved | 23 |
| " Forceps | 85 | " Ligature | 24, 60 |
| Scissors, Bowel | 65 | Silver Probes | 61 |
| " Bowman's | 85 | Simplex Enemas | 234 |
| " Canaliculus | 85 | Simpson's Acupressure Needles | 314 |
| " Capsular | 72 | " Cephalotribes | 39 |
| " Dressing | 61 | " Chest Measurers | 114 |
| " Eye | 85 | " Craniotomy Forceps | 42 |
| " Fistula | 229 | " Exploring Trocars | 252 |
| " Frænum | 44 | " Intra-uterine Stems | 253, 254 |
| " Harelip | 320 | " Metrotomes | 256 |
| " Iris | 85, 86 | " Midwifery Forceps | 32 |
| " Microscopic | 303 | " Osteotomists | 43 |
| " Post-mortem | 66 | " Ovum Forceps | 257 |
| " Onychia | 326 | " Perforators | 43 |
| | | " Pessaries | 110 |
| | | " Speculums | 204 |

| | PAGE | | PAGE |
|---|----------|--|-----------------------------|
| Simpson's Tubular Needles | 257 | Southey's Trocar and Canulas | 346, 362 |
| " Uterine Sounds | 264 | Spatulas | 62 |
| " Wire Twisters | 261 | Speculum Caustic Holders | 260 |
| Sims's Double Corkscrews | 252 | " Ear Spout | 359 |
| " Duckbill Speculums | 205, 206 | " Forceps | 253, 260 |
| " Ecraseurs | 101 | " Holders | 206 |
| " Knives | 255 | " Lint-holders | 260 |
| " Metrotomes | 256 | " Rectum | 344 |
| " Revolving Scalpels | 259 | " Retracting, and Uterine | |
| " Sigmoid Catheters | 240 | Repositor | 359 |
| " Sponge Tent Forceps | 261 | " Scarifying Lancets | 260 |
| " " Tents | 261 | " Vaginæ | 363, 366 |
| " Tampon Holders | 260 | Speculums, Ani 207, 208, 231, 356, 363 | |
| " Tubular Needles | 257 | " Aural | 335 |
| " Uterine Hooks. | 259, 260 | " Ear 208-11, 271, 279, 350, 366 | |
| " " Knives | 259 | " Nasal | 210, 276, 335, 366 |
| " " Scissors | 259 | " Rectum | 344 |
| " " Sounds | 264 | " Vaginal | 203-207, 350, 363 |
| Six's Thermometers | 247 | Sphygmographs | 120, 360 |
| Skeleton Splints | 190 | Spinal Supports | 175-78 |
| Skeletons, Human | 307 | Spine Chisels | 67 |
| Skin-fitting Shirts | 348 | " Disease, Apparatus for | 347 |
| Skin-grafting Scissors | 328 | " Saws | 66 |
| Skinner's Inhalers | 218 | " Spiral Tourniquets (Petit's) | 25 |
| " Pessaries | 110 | Spirit Thermometers | 248 |
| Skull Forceps | 284 | Spirometers | 121, 122 |
| " Rests | 66 | Splint, Excision | 344, 355 |
| " Saws | 284 | " Fracture, and Cradle | 193 |
| " Tractor Drills | 66 | " Leg | 360 |
| Sliding Artery Forceps | 22 | " Patella | 195, 351 |
| Slings, Arm | 186 | " Thigh | 355 |
| Slippers, Bed | 316 | Splints | 186-191, 351, 340, 353, 365 |
| Smee's Batteries | 290 | " Knee | 354 |
| Smellie's Perforators | 43 | " Leg and Thigh | 340 |
| Smith's Angular Knives | 130 | " Salter's | 194 |
| " Aspirators | 159 | " Stevenson's | 351 |
| " Cautery Irons | 228, 258 | " Tenotomy | 340 |
| " Écraseurs | 101 | " Wyat's | 340 |
| " Eye Douche | 342 | Sponge Forceps | 261 |
| " Gags | 133 | " Syringes | 285 |
| " Hamorrhoidal Clamps | 228 | " Tents | 261 |
| " Harelip Forceps | 312 | " Tent Forceps | 261 |
| " Needle-holders | 257 | " Tent Introducers | 261 |
| " Speculum Vaginæ | 366 | " Spongio-piline | 328 |
| " Splints | 189 | Spoons, Double | 74 |
| " Syringes, Exploring | 318 | Spratley's Vaccinators | 96 |
| " Uterine Scissors | 264 | Spray Inhalers | 218 |
| Snellin's Eye Compressors | 76 | " Producers 220, 221, 340, 355, 372 | |
| Snell's Tooth Keys | 154 | Spring Artery Forceps, Improved | 21 |
| Snow's Inhalers | 218, 219 | " Crutches | 185 |
| Socket Arms | 173 | " Dressing Forceps | 59 |
| " Legs | 174 | Spuds, Bowman's Double | 74 |
| Soluble Bougies | 325 | " Walton's | 86 |
| Sounds, Auscultatory | 361 | Squire's Thermometers | 245 |
| " Biconical | 340 | Stafford's Urethrotomes | 234 |
| " Lithotomy | 91 | Staffs, Lithotomy | 92 |
| " Metrometer | 256 | " Stricture | 234 |
| " Uterine, 264, 265, 337, 347, 352 | | Stage Forceps | 302 |

| | PAGE | | PAGE |
|---------------------------------------|----------|--------------------------------------|--------------------|
| Stage Micrometers | 302 | Syme's Abscess Knives | 51, 62 |
| Standard, Measuring | 348 | " Artery Forceps | 22 |
| " Thermometers | 248 | " Bougies | 108 |
| Stanhope Lenses | 281 | " Lithotomy Staffs | 92 |
| Stanley's Directors | 228 | " Stricture Staffs | 234 |
| Staphyloraphia Needles | 132 | Symon's Chloroform Bottles | 219 |
| Starch Bandage Forceps | 318 | Symonds' Tractors | 43 |
| " Scissors | 328 | Syphon Douches | 261, 365 |
| " Shears | 318 | " " Nasal | 276, 326 |
| Statham's Students' Chemical | | " Enemas | 240, 241 |
| Cabinets | 329 | " Stomach Pumps | 238 |
| Stearn's Urethra Dilators | 337 | " Trocars | 157, 267 |
| Stem, Empyema | 345 | " Vaginal Syringes | 241 |
| " Pessaries | 352, 356 | Syringe, Abscess | 340 |
| Stems, Dilating | 336 | Syringes, Anatomical | 52 |
| " Intra-uterine 253-255, 336, 345 | | " Bladder | 89 |
| Stethometers | 122 | " Catheter | 89 |
| Stethoscope-holders | 122 | " Ear | 273, 333, 338, 372 |
| Stethoscopes | 114-118 | " Exploring | 318 |
| Stevenson's Patella Splint | 351 | " Eye | 77, 86 |
| Sticks, Invalid Walking | 186 | " Hydrocele | 279 |
| Stockings | 169 | " Hypodermic | 200-203, 358, 372 |
| Stohrer's Batteries | 293 | " Laryngeal | 122 |
| Stokes' Stethoscopes | 116 | " Metal and Glass | 285 |
| Stomach Pumps | 238 | " Sponge | 285 |
| Stopping Instruments | 138, 151 | " Vaginal | 241, 278 |
| Strabismus Forceps | 86 | " Throat | 126 |
| " Hooks | 87 | " Urethral | 279 |
| " Knives | 87 | " Uterine | 241, 262, 335 |
| " Scissors | 86 | | |
| Strait Waistcoats | 163 | Table Knives and Forks, Razors, &c. | 372-374 |
| Stretchers, Hospital | 320 | " Spoons | 373 |
| " Keetley's | 329 | Table, Reading or Writing | 369 |
| Stricture Dilators | 232 | Tables, Mortuary | 325 |
| " Instruments | 233-234 | " Operating | 327 |
| " Staffs | 234 | Talipes Instruments | 179 |
| Students' Chemical Cabinets | 329 | Tampon-holders | 260 |
| " Microscopes | 296 | Tanner's Pessaries | 113 |
| " Note Books | 329 | Tape Plaster | 322, 323 |
| Styles | 87 | Tapering Speculums | 206, 207 |
| " Ware's | 87 | Taper Screws, Liston's | 51 |
| Subcutaneous Saw | 370 | Tapes, Seton | 328 |
| Suction Trocars | 156 | Taylor's Angular Knives | 71 |
| Supports, Breast | 44 | " Bullet Forceps | 22 |
| " Spinal | 175-178 | " Vectors | 87 |
| Suppositories, Medicated | 230, 324 | T-Bandages | 163, 197 |
| Suppository Tubes | 231 | Tcale's Dilators | 89 |
| Surface Thermometers | 244 | " Thermometers | 246 |
| Surgeons' Cabinets | 312-314 | Teats, India-rubber | 44 |
| Surgical Bags | 1 | Teevan's Grooved Catheters | 107 |
| Suspenders | 168, 332 | " Lithotomy Staffs | 92 |
| Suture Needles | 24, 50 | " Lithotrites | 92 |
| " " Hulke's | 81 | " Urethral Syringes | 279 |
| " Silk | 50 | " Urethrotome | 337 |
| " Wire | 50 | Temple Scarificators | 99 |
| Swan's Inhalers | 219 | Tenaculums | 20, 51, 62 |
| Swimming Belts | 295 | | |
| Swing Cradles | 193 | | |

| | PAGE | | PAGE |
|--|---------------|---|---------------|
| Tendon Knives | 50, 51 | Tooth Instruments | 135-154 |
| Tenotomy Splints | 340 | " Keys | 153, 154 |
| Tent Introducers | 261 | " Punches | 154 |
| Tents, Laminaria | 253, 366 | Torsion Forceps | 22 |
| " Sea-tangle | 259 | Tosswill's Stomach Pumps | 238 |
| " Tupola | 351 | Tourniquets | 25, 26, 334 |
| Test Glasses, Urinometers, &c. | 279-281 | " Improved Elastic | 330 |
| " Stands | 281 | " Improved Esmarch's | |
| " Tubes and Glasses | 281 | Townley's Chloroform Inhalers | 219 |
| Thermic Hammers | 329 | Toynbee's Ear Forceps | 270 |
| Thermo Cantery | 346 | " " Speculums | 208, 271 |
| Thermometers, Barometers, &c. | 242-251 | " Otosopes | 276 |
| " Clinical | | " Tympanums, Artificial | 268 |
| 58, 62, 242-244, 357 | | Tracheotomes | 126 |
| Thigh-pieces | 170 | Tracheotomy Cleaners | 127 |
| " Splints | 190 | " Forceps | 128 |
| Thimbles, Percussion | 119 | " Hooks | 128 |
| Thomas's Dissecting Hooks | 65 | " Knives | 128 |
| " Pessaries | 112, 351 | " Trocars | 128 |
| Thompson's Bottle and Stopcock | 107 | " Tube and Canulas | 127, 129, 365 |
| " Bongies | 107, 108 | Tractors, Symonds' | 43 |
| " Breast Relievers | 44, 226 | Transfusion Apparatus | 330 |
| " Catheters | 106, 107 | Trephines | 283 |
| " Canstic Catheters | 107 | " Brushes | 284 |
| " Chest Measurers | 114 | Trephining, Necrosis, and Resec- | |
| " Lithotomy Forceps | 90 | tion Instruments | 282-284 |
| " " Knives | 91 | Trial Glasses | 330 |
| " " Sounds | 91 | Tripod Stands | 224 |
| " Lithotrites | 92, 93 | Trocars | 154-157, 346 |
| " Prostate Catheters | 106 | " Exploring | 59, 156, 252 |
| " Stricture Dilators | 233 | " Ovariotomy | 157, 267 |
| " Syphons | 106 | " Tracheotomy | 128 |
| " Trocars | 156 | Trousseau's Tracheotomy Forceps | 128 |
| " Urethra Forceps | 93 | " " " Tubes | 128 |
| " Urethrotomes | 234 | Truss Spring Urinals | 200 |
| Thomson's Elevators | 153 | Trusses | 164-167 |
| " Hypodermic Syringe | 372 | Tubes, Capillary | 97 |
| Thread Ligature | 24 | " Conversation | 274 |
| Throat Brushes | 125, 126 | " Drainage | 317 |
| " Forceps | 126 | " Elastic | 93 |
| " Syringes | 126 | " Inflating | 44 |
| Tibbitt's Batteries | 368 | " Inhaling | 214, 217 |
| Tilt's Uterine Curettes | 262 | " Laryngotomy | 125 |
| Tissue, Gutta-percha | 318 | " Leech | 322 |
| Todd's Rectum Dilators | 229 | " O'Beirne's | 230 |
| " Stethoscopes | 116 | " Spray | 221 |
| Tomes' Elevators | 153 | " Suppository | 231 |
| Tongue Depressors | 133, 134, 340 | " Tracheotomy | 127-129, 365 |
| " Forceps | 134 | Tubing, Drainage | 317 |
| Tonsil Bistouries | 134 | " Gasometer | 225 |
| " Forceps | 134 | Tubular Needles | 257 |
| " Guillotines | 130, 131 | " " Davy's | 131 |
| " Instruments | 130-135 | " Wire Needles | 132 |
| " Lancets | 134 | Tumour and Nævus Needles | 49 |
| " Scissors, Blair's | 337 | " Forceps | 262, 267 |
| " " Erichsen's | 134, 135 | " Hooks | 51 |
| Tooth Forceps | 139-149 | " " Coper's Double | 52 |

INDEX.

XXV

| | PAGE | | PAGE |
|--|-------------------------|--|--------------|
| Tumour Syringes | 203 | Vaccinating Instruments, Evan's | 331 |
| Tupola Tents | 351 | " Lancts | 96 |
| Turk's Tongue Depressors | 340 | Vaccination Case, Purvis' | 359 |
| Turmeric Papers | 281 | Vaccinators | 96, 97, 353 |
| Turner's Ear Speculums | 210, 272 | Vaccine Inciters | 97 |
| Twist, Chinese | 50 | " Tubes | 97 |
| Tympanums, Artificial | 268 | Vacher's Midwifery Forceps | 38 |
| Tyrrell's Hooks | 79 | Vaginal Plugs | 265 |
| " Knives | 80 | " " Greenhalgh's | 43 |
| Umbilical Bands | 162 | " Rests, Barnes' | 371 |
| " Belts | 162 | " Speculums | 203-207, 350 |
| " Trusses | 167 | " Syringes | 241, 278 |
| Universal Syringes | 268 | Valentin's Section Knives | 309 |
| University Microscopes | 298 | Valgus Boots | 182 |
| Urinals, &c. | 198-200 | Vance's Female Syringes | 285 |
| Urinary Cabinets | 279, 280 | Vanzatti's Exploring Syringes | 318 |
| " Cases | 366 | Vapour Baths | 212, 213 |
| " Stands | 281 | Varicocele Needles | 331 |
| Urethra Forceps | 93 | " Rings | 331 |
| Urethral Dilators | 263, 337, 343 | " Suspensers, Morgan's | 332 |
| " Lithoclasts | 90 | Vectis Levers | 43 |
| " Syringes | 279 | " Lownde's | 43 |
| Urethrotomes | 234, 337 | Vectors, Taylor's | 87 |
| Urinometer Cases | 280 | Vernon's Head-rest | 335 |
| Urinometers, Test Glasses, &c. | 279-281 | Vesico- and Recto-vaginal Instru- | |
| " with Indelible Mark- | | ments | 252 |
| ings | 280, 331 | Vesico-Vaginal Fistula Knives | 259 |
| Uterine Bougies | 352 | Vidal's Varicocele Needles | 331, 372 |
| " Cases | 264, 336 | Vitolini's Ear Speculums | 271 |
| " Compress | 262 | " Nasal Speculum | 366 |
| " Curettes | 262 | Vulcanite Caustic-holders | 95 |
| " Depletors | 262 | " Eustachian Catheter | 333 |
| " Dilators | 263 | " Rectum Bougies | 108, 230 |
| " Directors | 252 | " Syringes | 331, 372 |
| " Douches | 241, 348, 366 | " Urinometers | 280 |
| " Hooks | 259, 260 | Vullick's Pessaries | 112 |
| " Instruments | 251-266 | Vulsellum Forceps | 135, 265 |
| " Lancets | 263 | Wagstaffe's Catheters | 367, 370 |
| " Medication Instruments | 253 | Wakley's Stricture Instruments | 232 |
| " Polypi Forceps | 263 | Walker's Knives | 80 |
| " Probes | 264 | " Iridectomy Knives | 79 |
| " Repositor and Retracting | | Walking Sticks, Invalid | 186 |
| Speculum | 359 | Waller's Craniotomy Forceps | 41 |
| " Scissors | 252, 264 | " Midwifery Forceps | 37 |
| " " and Forceps | 259 | Walsh's Stethoscopes | 116 |
| " Sounds | 264, 265, 337, 347, 352 | Walton's Bistouries | 71 |
| " Syringe and Sound | | " Cataract Knives | 72 |
| combined | 265 | " Directors | 87 |
| " Syringes | 241, 262, 335 | " Eye Syringes | 86 |
| Utero-abdominal Supports | 163 | " Eyelid Retractors | 76 |
| Uterus, Instrument for applying | | " Foreign Body Scoops | 17 |
| Ointment to | 339 | " Iridectomy Knives | 79 |
| " Trusses (Horsley's) | 44 | " Lachrymal Duct Knives | 80 |
| Uvula Instruments | 130-135 | " " " Probes | 84 |
| " Scissors | 135 | " Needles | 81 |
| Vaccinating Bottles | 96 | " Spuds | 86 |
| | | Wansborough's Nipple Shields | 44 |

| | PAGE | | PAGE |
|--------------------------------------|----------|--|---------------|
| Warwick's Endoscopes | 317 | Wiltshire's Sea-tangle and | |
| Ware's Styles | 87 | Sponge Tents | 259 |
| Water Beds | 295 | Winders, Bandage | 127 |
| " Bottles | 295 | Wire, Adjusters | 265, 266 |
| " Cushions | 295 | " Écraseurs | 100 |
| " Dressing Baudages | 197 | " Ligature | 24 |
| " Proof Bed Sheeting | 295 | " Suture | 50 |
| Waterproof Padding for Splints . | 191 | " Twisters | 135, 261 |
| Wathen's Starch Bandage For- | | Wood's Heruia Needles | 228 |
| eeps | 318 | " Hypodermic Syringes | 202 |
| " New Leg Splint | 360 | " Shifting Back Saws | 20 |
| Watson's Inhalers | 219 | Woodward's Obstetric Supports . | 162 |
| Wax Rectum Bougies | 108, 230 | Wool, Carbolized | 317 |
| Webber's Anti-ligature Forceps . | 20 | " Cotton | 317 |
| " Intracisor Forceps | 23 | Wordsworth's Cautery | 331 |
| " Lithotomy Knives | 91 | World's Guillotines | 131 |
| Weber's Auriscopes | 210, 269 | " Ovariotomy Clamps | 267 |
| " Bieonical Sound | 340 | Wormald's Catheters | 106 |
| " Canaliculus Knives | 71 | " Director and Aneu- | |
| Weir's Vaccinators | 97 | rism Needle | 331 |
| Weiss's Speculum Ani | 208, 231 | " Lithotomy Knives | 21 |
| Wells's Ophthalmoscopes | 84 | " Varicocele Rings | 331 |
| " Ovariotomy Cases | 266 | Worthington's Tracheotomes | 126 |
| " " Clamps | 267, 268 | Wright's Stethoscope-holders | 122 |
| " " Trocars | 157, 267 | Wry Neck Apparatus | 178 |
| Wenham's Parabolic Illuminators | 302 | Wutzer's Hernia Instrument | 227 |
| Whalebone Bougies | 108 | Wyat's Splints | 340 |
| " Probangs | 125 | Wyld's Capsular Scissors | 72 |
| White Cooper's Cataract Knives | 73 | " Entropium Forceps | 75 |
| " " Entropium For- | | | |
| eeps. | 74 | Yearsley's Ear Forceps | 270 |
| Wicker's Breast Supporters | 44 | " " Speculums | 209, 271 |
| Wilcox's Forceps | 23 | | |
| " Hæmorrhoidal Forceps | 229 | Zehender's Ophthalmoscopes | 82 |
| Wilde's Ear Forceps | 270 | Ziegler's Midwifery Forceps | 35 |
| " " Speculums | 209, 271 | Zine Arm Splints | 187 |
| " Polypus Snares | 276 | " Finger Splints | 188 |
| Williams's Stethoscopes | 116 | " Leg Splints | 188 |
| Wilmot's Fillet | 43 | Zwanke's Pessaries | 112, 113, 341 |
| Wilson's Instrument for Ana- | | | |
| særa | 99 | | |

A CATALOGUE
OF
SURGICAL INSTRUMENTS.



ARNOLD & SONS' SURGICAL BAG (REGISTERED).
AS SUGGESTED BY MR. BARNARD HOLT.




FIG. 1.



FIG. 2.

The surgical bag as represented (fig. 1) open, which shows a series of wire trays fitted in the central portion of the bag for cases, and the two sides or flaps, with loops for lithotrites, catheters, &c.

The bag contains—(1) A case containing two amputating knives, Butcher's amputating saw, and catlin. (2) A case containing three scalpels, two curved bistouries, a hernia knife, two lithotomy knives, two harelip or tenotomy knives, probe, sharp-pointed pair of scissors, pair of artery forceps or tenaculum, pair of spring forceps, aneurism needle, double hook, and hernia director. (3) A case containing three cataract knives, Tyrrell's hook, four needles, silver curette and hook, Adam's eyelid retractor, set of Bowman's probes, Critchett's fine groove director, pair of eilia forceps, pair of iris forceps, and two pairs of scissors. (4) Case containing complete set of Holt's dilators. (5) Tonsil guillotine in case. (6) Ophthalmoscope and laryngoscope combined in case. (7) A pocket case containing gum lancet, Syme's knife, finger knife, scalpel, dressing forceps, pair of scissors, silver caustic case, silver female catheter, probe, director, needles, exploring trocar, &c. (8) A case containing hydrocele trocar, paracentesis trocar, half-ounce glass syringe with platinum point, and small bottle. (9) A case containing gum elastic catheters, Holt's india-rubber winged catheters, folding needle case. (10) A case for harelip pins, acupressure needles, probes, &c. (11) A hypodermic syringe in case. (12) Small chloroform bottle in wood case. On the two sides of the bag:

Two lithotrites, silver double-channel catheter; three short-beaked sounds, prostate catheter, five silver catheters (Nos. 1, 2, 3, 8, and 10), Ponteau's curved trocar for puncturing the bladder, folding rectum speculum, vagina speculum, probang, Arnold & Sons' patent clinical thermometer, polypus forceps, epistaxis catheter, Arnolds' improved écraseur, tooth forceps, tracheotomy tubes, rectum bougies, lithotomy forceps, lithotomy scoops, lithotomy staffs, tourniquet, &c.

Fig 1 represents the Bag (Morocco) when open.

Fig. 2, the Bag when closed, size $18 \times 5\frac{1}{4} \times 9\frac{1}{2}$.

| | |
|--|-------------|
| Complete with instruments as above | 50 guineas. |
| Surgical Bag with wire trays (without instruments) | 3 guineas. |

The instruments can be varied to suit the requirements of the surgeon

Extract from the 'Lancet,' April 22nd, 1871:—"The Bag is perfectly portable, and is of a size not to offend the eye or be inconvenient to carry. In this *multum in parvo* there is almost everything that can be required in military or civil practice."

Extract from 'Medical Times and Gazette,' May 13th, 1871:—"Thus the surgeon, if he desires to take with him merely some small case that will go into his pocket, can readily do so. On the other hand, should he be summoned to a railway smash, or go suddenly on foreign or military service, he has but to snatch up the Bag, and there, ready packed, he will find instruments for every disease or injury requiring operation."

Extract from 'Medical Press and Circular,' May 31st, 1871:—"Here is a more compact contrivance than any yet submitted to surgeons. The interior of

the Bag is so arranged that any instrument can be at once selected without disturbing the rest."

Mr. Barnard Holt writes:—"For some years I have felt the desirability of possessing a convenient Surgical Bag, capable of containing not only instruments required for any surgical emergency, but also those that are in daily use. The difficulty hitherto has been of two kinds—namely, the size of the bag and the facility of readily finding the instruments you require. Dr. Greenhalgh has fitted one of Arnold and Sons' Registered Bags for obstetric purposes, and I have, after some thought, suggested to Mr. James Arnold, of West Smithfield, who is the inventor of the Bag, an interior arrangement by which any instrument can be immediately selected without disturbing the rest."

AMPUTATING INSTRUMENTS.

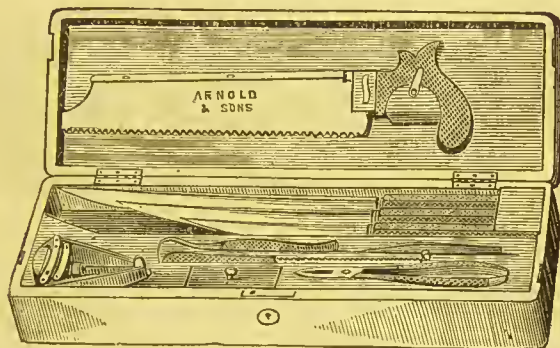


FIG. 3.

No. 1. Morocco case, containing—

- Large Fergusson's Amputating Knife.
- Medium ditto ditto.
- Small ditto ditto.

The case as above £1 10 0

No. 2. A Mahogany case, containing—

- Large Liston's Amputating Knife for the flap operation.
- Medium ditto ditto ditto.
- Small ditto ditto ditto.
- Large Circular ditto ditto ditto.
- Catlin.

In ebony handles, complete £2 7 6

No. 3. A Mahogany case lined with velvet, as Fig. 3, containing—

Liston's Amputating Knife, Large, for the flap operation.

Ditto ditto Small.

Catlin.

Large Amputating Saw.

Finger Saw.

Liston's Artery Forceps.

Bone Forceps, Liston's.

Petit's Screw Tourniquet.

Six Needles and Silk.

In ebony handles, complete £4 4 0

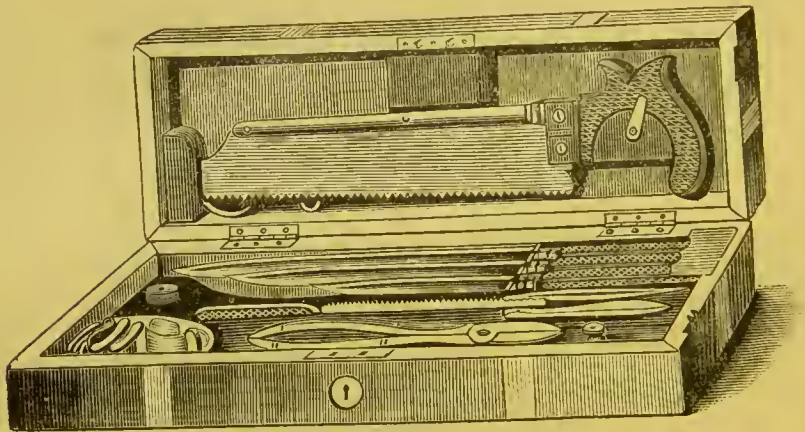


FIG. 4.

No. 4. A handsome Mahogany case, brass bound, and lined with silk velvet (as fig. 4), containing—

Large Liston's Amputating Knife for the flap operation.

Small ditto ditto.

Catlin.

Best Large Amputating Saw.

Finger Saw.

Luer's Artery Forceps.

Liston's Bone Forceps, circular joint.

Petit's Spiral Tourniquet.

Spring operating Forceps.

Straight Scissors, extra strong.

Six Needles and Ligature Silk.

In ebony handles, complete £5 5 0

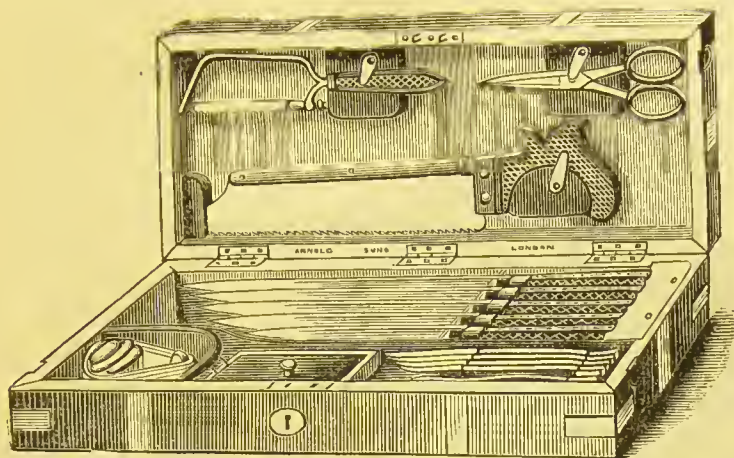


FIG. 5.

No. 5. A very superior and complete set, in a Mahogany case, brass-bound and lined with silk velvet throughout, or the wood polished inside (as fig. 5), containing—

- Large Liston's Amputating Knife for the flap operation.
- Medium ditto ditto ditto.
- Small ditto ditto.
- Circular ditto ditto.
- Catlin.
- Luer's Improved Artery Forceps.
- Large Amputating Saw with solid shoulders.
- Metacarpal Saw.
- Fergusson's Bone Forceps, circular joint.
- Four Operating Scalpels.
- Straight Scissors, extra strong.
- Two Petit's Spiral Tourniquets.
- Six Needles and two Tablets of Arnold & Sons' Improved Ligature Silk.

In ebony handles, complete £7 0 0



No. 6. Keith's Portable Field Case (size 11 in. x 2 x 3½), containing—

- Amputation Saw and spare blade. One Amputating Knife, and two smaller blades, fitting into a spring socket handle. Improved Bullet Extractor. Four Dieffenbach's Forceps. Strong Bistoury. Luer's Artery Forceps. Spring Operating Forceps. Acupressure Pins, Needles, &c.

The set complete £4 12 6

ARMY REGULATION CASE.

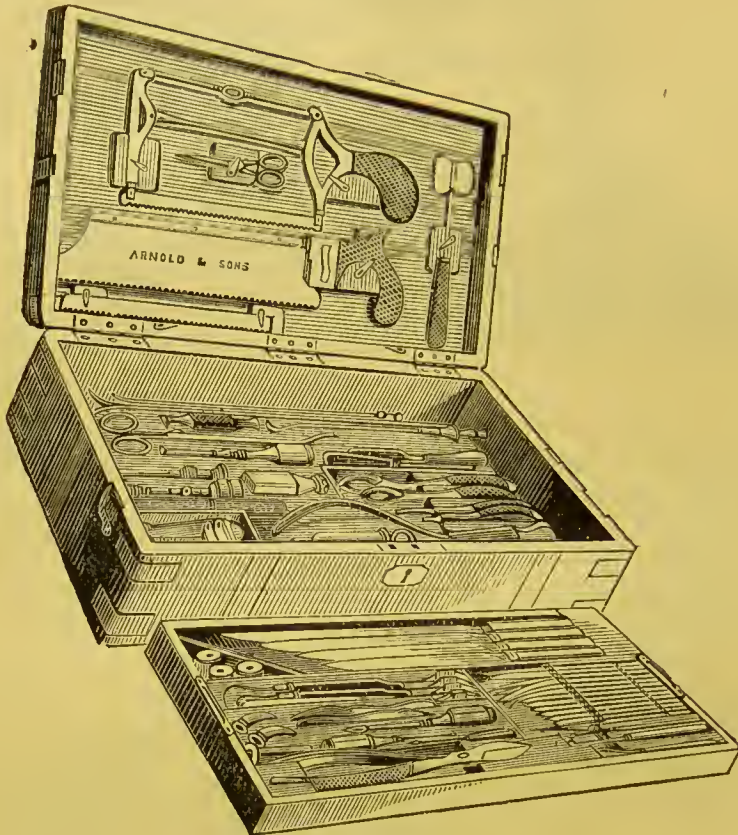


FIG. 6.

In accordance with the Army Regulations.

A superior handsome Mahogany brass-bound case, lined with silk velvet (as fig. 6), containing—

- Four Amputating Knives, various sizes.
- Best Large Amputating Saw.
- Butcher's Amputating Saw, for excisions.
- Liston's Bone Forceps, circular joints.
- Syme's Artery Forceps.
- Liston's Artery Forceps.
- Four pair Dieffenbach's Artery Forceps.
- Two Trephines, small and medium.
- Elevators, square-pointed.
- Strong Straight Scissors.
- Hey's Skull Saw.

Raspatory.
 Straight Gouge.
 Gouge Forceps, improved.
 Pair Necrosis Forceps.
 Fergusson's Clawed or Lion Forceps.
 Pair Dissecting or Spring Forceps.
 Six Operating Scalpels.
 Strong Scale-tanged Scalpel.
 Two Curved Bistouries, one each probe and sharp-pointed.
 Three Straight Bistouries, two sharp and one probe-pointed.
 Tenaculum.
 Aneurism Needle.
 Hernia Knife or Bistoury.
 Hernia Director.
 Silver Director.
 Large Trocar and Canula for Paracentesis Abdominis.
 Hydrocele Trocar and Silver Canula.
 Hydrocele Syringe, with palladium point.
 Small exploring Trocar, with Silver Canula.
 Liston's Nævi Needle.
 Improved Bullet Forceps, with moveable blades.
 Bullet Extractor.
 Two Silver Trachea Tubes and Canula.
 Long Silver Gun-shot Probe.
 Four elastic gum web Male Catheters, Nos. 1, 3, 5, 7.
 Three Silver Male Catheters, hall-marked, Nos. 2, 4, and 6.
 Silver Female Catheter, hall marked.
 Set of Bowman's Probes, and Critchett's Director in case.
 Anel's Lachrymal Probe.
 Two Silver Styles.
 Cataract Needle, and Walton's Scoop in case.
 Tenotomy Knife.
 Denman's Short Midwifery Forceps.
 Two Tourniquets, one each spiral and field.
 Jointed Probang for thrusting and extracting.
 Twelve Suture Needles, half-curved.
 Two Reels Ligature Silk.
 One Reel Silver Wire.
 Pair Pin-cutting Forceps or Pliers.
 Tin Case for Isinglass and Plaster.
 Screw Cap Bottle and Wax.
 Two Reels Thread.

In ebony handles, the case complete as above . . . £24 15 0



ARMY REGULATION CASE.

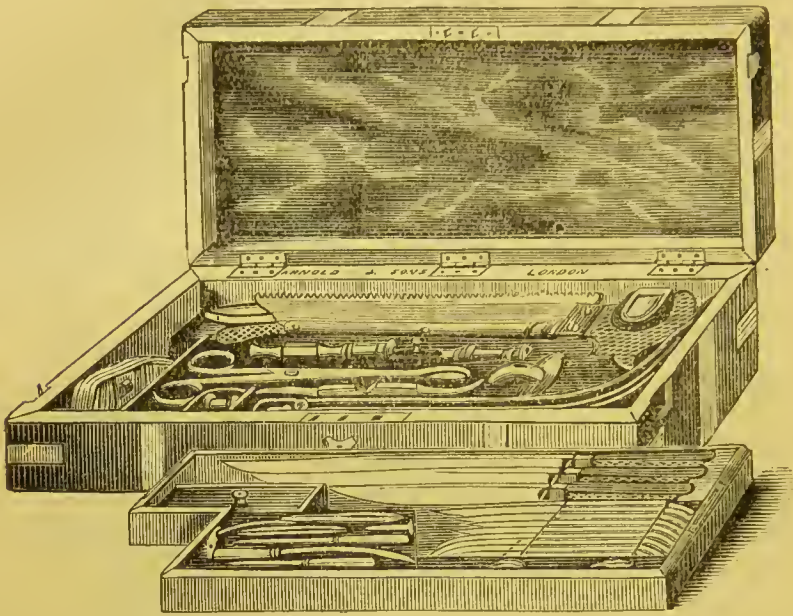


FIG. 7.

A superior Mahogany case, brass-bound and lined with silk velvet (as fig. 7), containing—

- Small Liston's Amputating Knife for the flap operation.
- Medium ditto ditto ditto.
- Large ditto ditto ditto.
- Large Amputating Saw.
- Amputating Saw with shifting back.
- Three Operating Scalpels.
- Straight Bistoury.
- Two Curved Bistouries, sharp and probe-pointed.
- Hernia Knife.
- Liston's Bone Forceps, circular joints.
- Improved Bullet Forceps, with shifting blades.
- Two Dieffenbach's Artery Forceps.
- Pair Dissecting Forceps.
- Liston's or Luer's Artery Forceps.
- Liston's Needle with handle.
- Aneurism Needle.
- Silver Double Trachea Tube.
- Four elastic gum web Catheters, Nos. 1, 4, 7, and 9.
- Three Silver Catheters, Nos. 3, 5, and 8 (hall-marked).
- Gun-shot Probe, electro-plated.
- Hernia Director.
- Tenaculum.

Scalpel, strong (scale-tang).
 Petit's Screw Tourniquet.
 Medium size Trephine.
 Hydrocele Trocar with Silver Canula.
 Double-extracting Probang.
 Bladder Trocar and Canula.
 Double Elevator.
 $\frac{1}{2}$ oz. Ligature Thread.
 Reel of Arnold and Son's Ligature Silk Cord.
 Six Curved Suture Needles.

In ebony handles, the case complete as above . . . £12 12 0

~~~~~

**SET OF INSTRUMENTS FOR STAFF SURGEONS  
 IN THE ROYAL NAVY.**




FIG. 8.

A superior Mahogany case, brass-bound and lined with silk velvet as Fig. 8, containing—

Large Amputating Saw, with spare blade.  
 Metacarpal Saw.

Large Amputating Knife for the flap operation.  
 Medium ditto ditto.  
 Small ditto.  
 Two Catlins.  
 Liston's Artery Forceps.  
 Two Tenaculums.  
 Six Operating Scalpels.  
 Two Petit's Tourniquets.  
 Liston's Bone Forceps, circular joints.  
 Skull Forceps.  
 Three Trephines, small, medium, and large.  
 Large Trocar for Paracentesis with Silver Canula.  
 Small Trocar for Hydrocele, with Silver Canula.  
 Hey's Skull Saw and Lenticular.  
 Elevator and Trephine Brush.  
 Two Silver Catheters, Nos. 5 and 8, hall-marked.  
 Two Elastic Gum Web Catheters, Nos. 7 and 9.  
 Fox's Tooth Key with three claws.  
 Two pairs Tooth Forceps, curved and straight.  
 Tooth Punch and Gum Lancet.  
 Pair strong Scissors and Head Razor.  
 Two Seton Needles.  
 Pair of Bullet Forceps and Gun-shot Probe.  
 Scoop for extracting Balls, and Probang with spring end.  
 Probang for applying solutions.  
 Two dozen Suture Needles assorted.  
 Curved Bistoury, probe point, and curved Bistoury, sharp point.  
 Fahrenheit's Thermometer.  
 Arnold and Sons' Ligature Silk.

In ebony handles, the case complete . . . . . £16 16 0

*To complete an outfit for a Surgeon in the Royal Navy the following additional instruments are requisite :*

Apparatus for restoring suspended animation, consisting of circular Spring Bellows, fitted with Nostril Pipes and Ear Tubes (large Bottle with cap).

Two Bleeding Lancets.  
 Stomach Pump with Improved Flute Key Lever.  
 Complete case of Pocket Instruments.  
 Six Bleeding Lancets in leather case.  
 Two dozen Elastic Gum Bougies in case.  
 Two sets lined Splints.  
 Two pint Metal Clyster Syringes.  
 Six Urethra Syringes.  
 Four Petit's Tourniquets.  
 Twenty yards Tourniquet Webbing.  
 Twelve Flannel or Linen Bandages.

Two eighteen-tailed Bandages.  
Sixty yards of Tape, various widths.  
Complete case of Cupping Instruments.  
Packet of Suture Needles.  
Arnold and Sons' Ligature Thread.

The above in plain chest, with lock and key . . . £14 14 0.

SET OF INSTRUMENTS FOR SURGEONS IN  
THE ROYAL NAVY.




FIG. 9.

A superior Mahogany case, brass-bound and lined with silk velvet, as Fig. 9, containing—

- Amputating Saw, large.
- Metacarpal Saw with separate blade.
- Large Amputating Knife.
- Medium ditto.
- Catlin.
- Five operating and one scale-tang Scalpel.
- Liston's Artery Forceps.

Two Tenaculums.  
 Two Improved Trephines, small and medium.  
 Trephine Brush.  
 Two Petit's Tourniquets.  
 Hey's Skull Saw.  
 Raspatory.  
 Skull Forceps.  
 Elevator.  
 Liston's Bone Forceps, circular joints.  
 Two Silver Catheters, Nos. 5 and 8, extra stout.  
 Two Elastic Gum Web Catheters.  
 Two pairs Tooth Forceps, curved and straight.  
 Fox's Tooth Key with three claws.  
 Gum Lancet in tortoiseshell.  
 Tooth Punch.  
 Seton Needle.  
 Gun-shot Probe.  
 Bullet Forceps.  
 Probang with spring for thrusting and extracting.  
 Large Trocar for Paracentesis with Silver Canula.  
 Small Trocar for Hydrocele with Silver Canula.  
 Fahrenheit's Thermometer.  
 One dozen curved Needles.  
 Reel of Arnold and Sons' Surgical Silk Cord.

In ebony handles, the case complete . . . . . £13 13 0

*To complete an outfit for an Assistant Surgeon in the Royal Navy the following additional Instruments are requisite.*

Complete case of Pocket Instruments.  
 Twelve Bleeding Lancets in cases.  
 Six Pewter Syringes.  
 Ligature Thread.

The above in plain wood case . . . . . £4 0 0

NOTE.—*When an Assistant Surgeon is appointed to a ship not having a Full Surgeon, the following instruments are necessary in addition to above :*

|                                                   |        |
|---------------------------------------------------|--------|
| Six Bougies in case . . . . .                     | £0 6 0 |
| Set of Lined Splints . . . . .                    | 0 3 6  |
| Three Flannel or Calico Roller Bandages . . . . . | 0 2 0  |

SET OF INSTRUMENTS REQUIRED BY A  
SURGEON APPOINTED TO THE ROYAL MAIL  
STEAM-PACKET COMPANY.

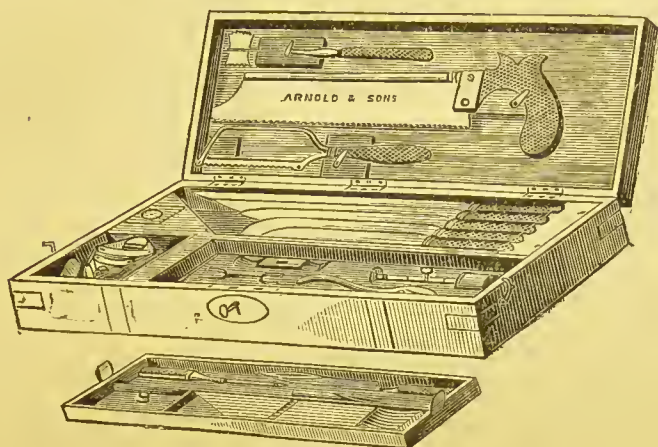


FIG. 10.

A superior Mahogany case, brass-bound and lined with silk velvet, as Fig. 10, containing—

- Large Amputating Saw.
- Metacarpal Saw, with spare blade.
- Large Amputating Knife for the flap operation.
- Medium ditto ditto ditto.
- Large Circular Amputating Knife.
- Medium ditto ditto ditto.
- Catlin.
- Pair Bone Forceps, circular joints.
- Liston's or Luer's Artery Forceps.
- Spring Operating Forceps.
- Two Operating Scalpels and Finger Knife.
- Two Curved Bistouries, probe and sharp point.
- Large Trocar for Paracentesis, with Silver Canula.
- Small Trocar for Hydrocele ditto ditto.
- Trephine and Hey's Skull Saw.
- Elevator and Skull Forceps.
- Trephine Brush and Spring Probang.
- Aneurism Needle.
- Petit's spiral Tourniquet.
- Twelve curved Suture Needles.
- Reel of Arnold and Sons' Surgical Silk Cord.

In ebony handles, the case complete . . . . . £11 11 0

*To complete an outfit the following additional Instruments are requisite :*

Case of Midwifery Instruments, consisting of Midwifery Forceps, Lever, Perforator, Blunt Hook, Crotchet, and Craniotomy Forceps.

Complete set of Cupping Instruments.

Set of gum elastic Bougies in case.

Case of Tooth Instruments.

Case of Silver Catheters, Nos. 1, 3, 5, 7, 9, and No. 10, prostatic.

Case of six Bleeding Lancets.

Case of Pocket Instruments, complete.

Thermometer.

Spring Probang for thrusting and extracting.

Six Urethra Syringes.

Metal Syringe.

Liston's Leg and Thigh Splints.

Set of Potts' Straight Splints.

Twenty Calico Roller Bandages.

Tape and Thread.

The set of Instruments as enumerated above . . . £18 18 0

~~~~~

**SET OF INSTRUMENTS REQUIRED BY A
SURGEON APPOINTED TO THE PENINSULAR AND
ORIENTAL STEAM NAVIGATION COMPANY.**

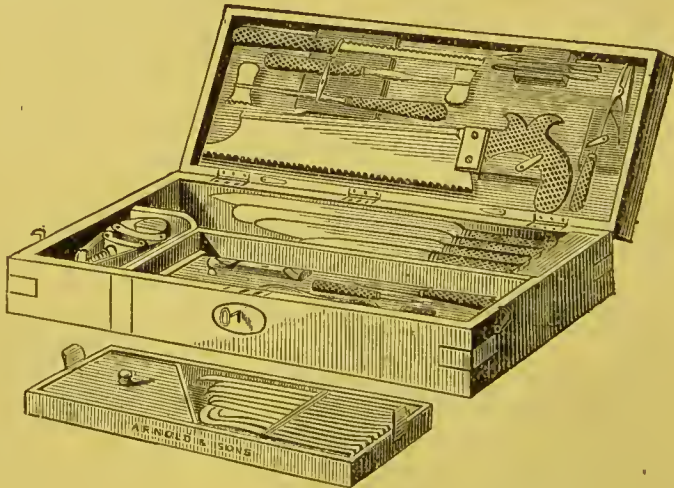


FIG. 11.

A superior Mahogany case, brass-bound, lined silk velvet, or polished throughout, as Fig. 11, containing—

Large Amputation Saw.

Straight Finger Saw.
 Large Liston's Amputating Knife for the flap operation.
 Medium ditto ditto.
 Large Circular Amputating Knife.
 Catlin.
 Pair Bone Forceps, circular joints.
 Spring Artery Forceps.
 Trepine Medium and Trepine Brush.
 Two Hey's skull Saws, and Elevator.
 Two operating and one Scale-tang Scalpel.
 Two straight Finger Knives.
 Two Curved Bistouries, probe and sharp-pointed.
 Large Trocar for Paracentesis, with Silver Canula.
 Small Trocar for Hydrocele ditto.
 Hernia Bistoury and Director.
 Pair Bullet Forceps, and Long Probe.
 Petit's Screw Tourniquet.
 Aneurism and Suture Needles.

In ebony handles, the case complete £10 10 0

To complete an outfit the following additional Instruments are requisite :

Cupping Instruments, complete in case.
 Tooth Instruments ditto.
 Pocket Instruments ditto.
 Three Male Silver Catheters, hall-marked.
 Silver Female Catheters, hall-marked.
 Pair of Midwifery Forceps.
 Six Metallic Bougies.
 Six Bleeding Lancets.

The set of Instruments as enumerated above £12 0 0

~~~~~

**SET OF INSTRUMENTS REQUIRED BY A SURGEON APPOINTED TO AN EMIGRANT SHIP.**

Case of Amputating Instruments.  
 Case of Cupping Instruments.  
 Case of Pocket Instruments.  
 Case of Tooth Instruments.  
 Four Silver Catheters, 2, 4, 6, and 8, hall-marked.  
 Silver Female Catheter, hall-marked.  
 Four elastic gum web Catheters.  
 Midwifery Instruments in case, containing Midwifery Forceps, Perforator, Craniotomy Forceps, Blunt Hook, and Crotchet.  
 Four Bleeding Lancets, in case.

Elevator.

Trachæotomy Tubes.

Trepine and Trepine Brush.

The set of Instruments as enumerated above . . . £19 19 0

~~~~~

DR. ANGOVE'S ACCIDENT CASE.




FIG. 12.

Extract from the 'Lancet,' May 21st, 1870.

"SIR,—The accompanying description of my accident case will be found useful, I think, by those of my fellow-practitioners who do the greater part of their work on horseback. The advantages are that it will contain instruments enough for almost any accident, together with lint, plaster, bandages, tourniquet, &c.; and by keeping this stocked and hung up in a handy place, you are ready to be off at any moment. It is easily carried on horseback. By taking the instruments, &c., out you have an oblong box, in which you can put what you like, the instruments being only kept in by a leather strap and an elastic band, which do not take up any room in case.

"In a mining practice one rarely if ever knows the nature of the accident he is called to; I therefore find it valuable, being 'with my case' ready for the smallest cut or anything else, including an amputation.

"Messrs. Arnold and Sons, of 35, West Smithfield, made mine for me; they keep them in stock empty, or will fill them according to order. The cases are made of hard leather, will stand any amount of knocking about, and cost a very small sum.

"I am, Sir, your obedient servant,

"E. SCUDAMORE ANGOVE.

"Ivy House, Camborne, Cornwall, March, 1870."

Dr. Angove's Accident Case, morrocco leather, dimensions $14 \times 4\frac{1}{2} \times 3\frac{1}{2}$, as fig. 12, containing—

Amputating Saw, large.

Arnold and Sons' Bullet Forceps, improved, with shifting blades.

Amputating Knife, in ebony handle.

Catlin ditto.

Finger Saw ditto.

Scalpel-operating.

Liston's Bone Forceps, circular joints.

Artery Forceps, Luer's or Liston's.

Pair strong Scissors.

Two Silver Probes.

Needles and Arnolds' Ligature Suture Silk.

| | | | |
|---|----|---|---|
| Complete with Instruments, as above | £4 | 4 | 0 |
| Morocco Leather case with swivels and strap (without Instruments) | 1 | 1 | 0 |

HOSPITAL FIELD PANNIERS.

Instrument Pannier contains—Operating Instruments, Pocket Instruments, Enema, in case, Twenty-four Calico Roller Bandages, Three Water-dressing Bandages, Twelve elastic gum web Catheters, Twelve ditto Bougies, Six Field Tourniquets, One Petit's Spiral Tourniquet, Twelve Surgeon's Needles, Two pieces of Tape, Ligature Thread, Set Cline's Leg Splints, Set Pott's Hollow Arm Splints, Set Lined Splints, Metal Bed-pan, Metal Washing Basin, Two packets pins.

Medicine Pannier contains—Thirty-one Stoppered bottles, Two 1-quart ditto, Two $\frac{1}{2}$ -pint ditto, Five $\frac{1}{4}$ -pint ditto, Twelve 2-ounce ditto, Five 1-ounce ditto, Five $\frac{3}{4}$ -ounce ditto, Five 2-ounce capped Æther Bottles, Six Japanned Tin Boxes, Pill Tile, Pair of Scissors, Pill Knife, Palette Knife, Graduated Measure, Pestle and Mortar, Scales and Weights, Pewter Cup, Three Sponges, Packet Cotton Wool, Demy Paper, Twine, Waxed Paper, Prepared Tissue, Three Glass Syringes, Lantern, Corkscrew, Pill Boxes, Oiled Silk, Gallipots, Corks, Wax Candles, Inkstand, Writing Paper, Labels, Pens, Wafers, Sealing Wax, Tin of Matches, Tins for Tea, Sugar, Arrowroot, Coffee, &c.

The two pairs are constructed to form a Field Operating Table.

| | | | |
|--|-----|---|---|
| The pair of Panniers complete as above | £50 | 0 | 0 |
|--|-----|---|---|

AMPUTATING INSTRUMENTS.



FIG. 13.

Amputating Knife, Liston's, single-edged, 8-inch, Fig. 13 £0 8 0



FIG. 14.

Amputating Knife, Liston's, single-edged, 9-inch, Fig. 14 0 8 6



FIG. 15.

| | | | |
|--|---|---|---|
| Amputating Knife, Liston's, single-edged, 10-inch, Fig. 15 | 0 | 9 | 6 |
| Ditto Small Circular | 0 | 8 | 6 |
| Ditto Large ditto | 0 | 9 | 6 |
| Amputating Knife, Lisfranc's double-edged, 7-inch | 0 | 8 | 0 |
| Ditto ditto ditto 8-inch | 0 | 8 | 6 |
| Ditto ditto ditto 9-inch | 0 | 9 | 6 |



FIG. 16.

| | | | |
|--|---|----|---|
| Amputating Saw (solid shoulder), Fig. 16 | 0 | 16 | 0 |
| Ditto (moveable back) | 1 | 1 | 0 |
| Ditto Graham's | 1 | 14 | 0 |
| Catlin | 0 | 6 | 6 |

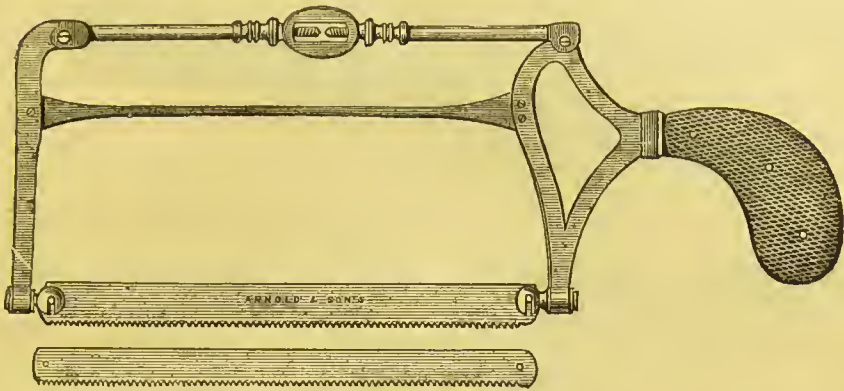


FIG. 17.

Amputating Saw, Butcher's, Fig. 17 £1 15 0




FIG. 18.

Amputating Saw, Arnolds' Improved, as used by Mr. Thomas Bryant (Registered) 2 10 0

From the construction of the saw and formation of the handle, it adapts itself to the hand more readily, and is much lighter than others in use. To remove the blade it simply requires the screw at end of handle to be turned, and the blade can either be removed or turned at any required angle.

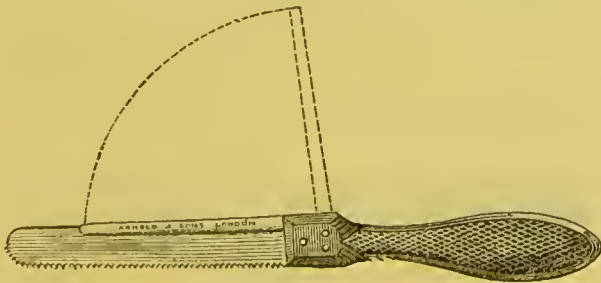


FIG. 19.

Fergusson's Small Saw, with Folding Back, Fig. 19, 7s. 6d. & 0 10 6




FIG. 20.

| | | | | |
|------------------------------------|-----------|-----------|---------------------|---------|
| Wood's Shifting Back Saw, Fig. 20, | 10s. 6d., | 12s. 6d., | and | £0 16 6 |
| Ditto | ditto | | for excision of jaw | 0 10 6 |

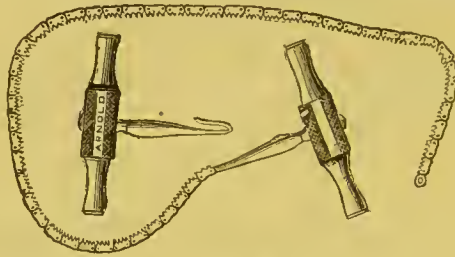


FIG. 21.

| | | |
|-------------------------------|-----------|--------|
| Amputating Chain Saw, Fig. 21 | | 1 10 0 |
|-------------------------------|-----------|--------|



FIG. 22.

| | | |
|---------------------------------|-----------|--------|
| Finger Saw, Straight, Fig. 22 | | 0 3 6 |
| Metacarpal or framed Saw | | 0 10 0 |
| Anti-ligature Forceps, Webber's | | 0 7 6 |



FIG. 23.

| | | |
|------------------------------------|-----------|-------|
| Assilini's Artery Forceps, Fig. 23 | | 0 9 6 |
|------------------------------------|-----------|-------|

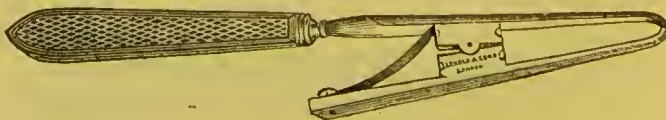


FIG. 24.

| | | |
|-------------------------------|-----------|--------|
| Assilini's Tenaculum, Fig. 24 | | 0 10 6 |
|-------------------------------|-----------|--------|

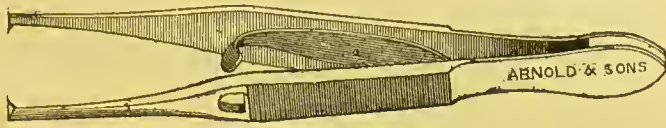


FIG. 25.

Liston's Artery Forceps, Fig. 25 £0 7 6

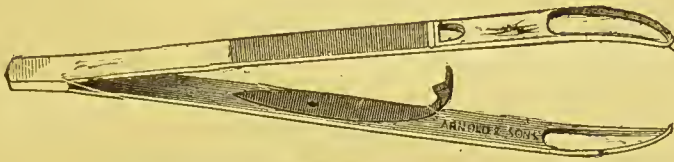


FIG. 26.

Luer's Artery Forceps, Fig. 26 0 7 6



FIG. 27.

Cross Action Artery Forceps, Fig. 27 0 6 6



FIG. 28.

Dieffenbach's Artery Forceps, Fig. 28 0 2 6



FIG. 29.

Arnold and Sons' Improved Spring Artery Forceps 0 5 0



FIG. 30.

Sliding Artery Forceps, Fig. 30 £0 3 6



FIG. 31.

Artery Forceps, with Arnold and Sons' improved taper sliding catch, Fig. 31 0 10 0
 Syme's Artery Forceps 0 7 6
 Torsion Forceps, Improved, with serrated teeth, and central groove for using as Needle Forceps 0 10 0



FIG. 32.

Bryant's Torsion Forceps, Fig. 32, large and small, each 0 10 6
 Matthieu's ditto 0 11 6
 Serrefines 0 1 0



FIG. 33.

Arnold and Sons' Bullet Forceps, with Shifting Blades, Fig. 33 0 8 0
 Taylor's Electric Bullet Forceps 2 2 0
 Wilde's Electric Bullet, Probe, and Forceps 6 6 0
 Luer's Bullet Forceps 0 12 6
 Plain pattern ditto ditto 0 5 0



FIG. 34.

Coxeter's Bullet Extractor, Fig. 34 0 12 0
 Ditto ditto jointed for pocket-case 0 15 0



FIG. 35.

Wilcox's Forceps, with Sliding catch ; the nut is easily adjustable and can be regulated to hold any substance, Fig. 35 £0 12 6




FIG. 36.

| | | | |
|---|-------------|---|-----|
| Wilcox's Forceps for large Flap Operations, Fig. 36 | | | |
| | 7s. 6d. and | 0 | 8 6 |
| Catgut for Ligatures, per hank | | 0 | 1 0 |
| Ditto Carbolised, Lister's, per bottle | | 0 | 1 0 |
| Gun-shot Probe, solid silver | | 0 | 5 0 |
| Ditto stoutly plated | | 0 | 3 6 |
| Ditto flexible metal | | 0 | 1 0 |
| Ditto steel | | 0 | 1 6 |
| Ditto Whalebone | | 0 | 1 6 |



FIG. 37.

| | | | |
|---|--|---|-----|
| Nélaton's Gun-shot, Probe, Fig. 37 | | 0 | 4 6 |
| Intracisor Forceps, Webber's | | 0 | 7 0 |
| Forceps for removing the articular surface of the patella in amputations through the knee-joint, by Mr. G. D. Pollock | | 1 | 1 0 |
| Arnold and Sons' Improved Silk, per hank | | 0 | 1 0 |
| Ditto ditto extra large hanks for Hospitals | | 0 | 2 0 |




FIG. 38.

Arnold and Sons' Improved Silk, four sizes on tablet,
to fit the pocket case, Fig. 38 £0 1 6

ARNOLD AND SONS' IMPROVED SILK possesses the following advantages:—
Pure silk, free from all dressing or colouring matter, and will not kink or curl
under any circumstances; immense strength; being plaited, will tie securely
without untwisting.

Extract from the *Lancet*, October 15th, 1870, page 556:—"We have been
supplied with a specimen of this cord, which appears to us to be very good."

British Medical Journal, October 8th, 1870, page 393:—"Its recommendations
are, that it does not twist or curl when used, like ordinary silk."

Medical Times and Gazette, October 15th, 1870, page 465:—"It is of a plaited
texture, very strong, and is free from all dressing or colouring matter."

Medical Press and Circular, October 12th, 1870, page 300:—"We have seen
a sample of this substance, made by Messrs. Arnold and Sons, and can strongly
recommend it. We hope some of it may be sent out to the French at the seat of
war."

| | |
|---|-------|
| Ligature Silk, per reel | 0 1 0 |
| Ditto per hank | 0 0 6 |
| Ligature Thread, per reel | 0 0 9 |
| Ditto per hank | 0 0 4 |
| Ligature Wire, Sterling Silver, per hank | 0 2 0 |
| Ditto ditto per reel | 0 5 0 |
| Ligature Wire, Electro-plated, per hank | 0 1 0 |
| Ditto ditto per reel | 0 2 6 |
| Ligature Wire, Iron, carefully annealed, per hank | 0 0 6 |
| Ditto ditto per reel | 0 1 6 |
| Suture Needles, half-curved, per packet of six | 0 1 6 |
| Ditto full curved ditto | 0 1 6 |
| Ditto double eyes ditto | 0 2 6 |
| Ditto grooved to carry wire | 0 2 6 |
| Ditto straight triangular points, per doz. | 0 1 0 |
| Ditto straight, extra superior, ditto | 0 3 0 |

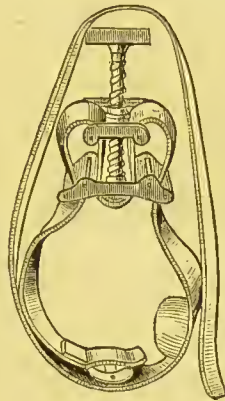


FIG. 39.

| | | | |
|--|----|---|---|
| Petit's Spiral Tourniquet, Fig. 39 | £0 | 7 | 6 |
| Field Tourniquet | 0 | 3 | 0 |

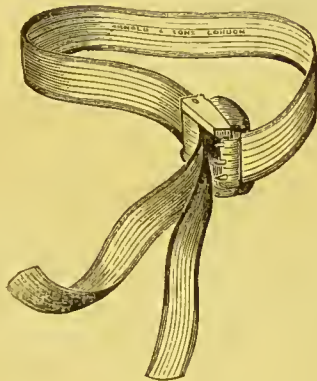


FIG. 40.

| | | | |
|--|---|---|---|
| Arnold and Sons' Improved Field Tourniquet, which can be instantaneously secured, Fig. 40 | 0 | 3 | 0 |
|--|---|---|---|

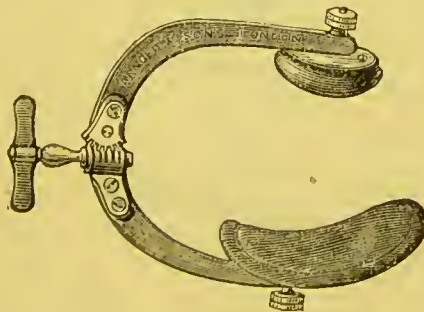


FIG. 41.

| | | | |
|---|---|---|---|
| Signoroni's Tourniquet, Fig. 41 | 1 | 7 | 6 |
|---|---|---|---|

| | |
|--|--------|
| Fergusson's modification of Signoroni's Tourniquet, with two pads to alternately apply pressure | £2 2 0 |
| Key's Tourniquet | 1 15 0 |

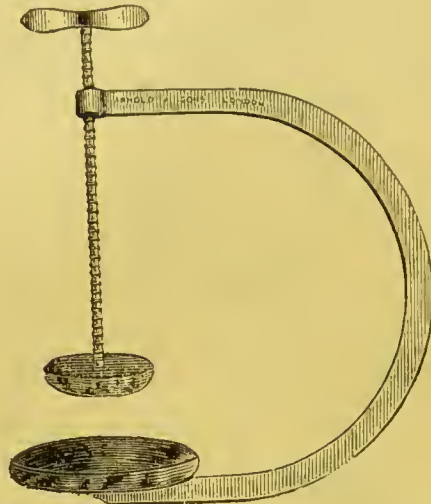


FIG. 42.

| | |
|---|--------|
| Lister's Tourniquet for the Aorta or External Iliac, Fig. 42 | 1 10 0 |
| Liston's ditto | 1 0 0 |
| De Carte's compressor, for the groin, with ball-socket movement, fitted with rubber band to prevent the unyielding pressure of screw, adapting itself securely to the limb, consequently not liable to produce in- jurious effects from compression | 3 5 0 |
| Ditto ditto for middle of thigh | 1 18 0 |

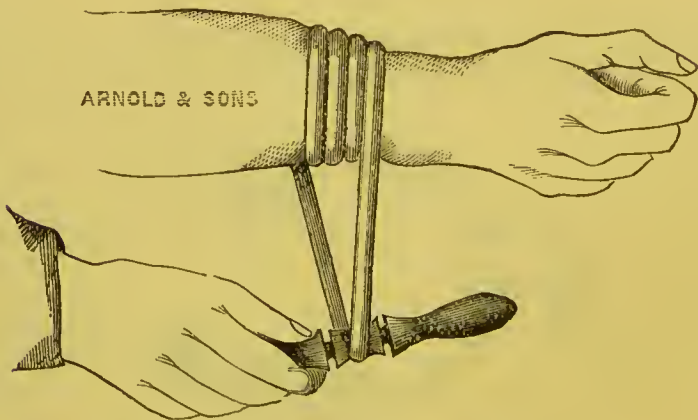


FIG. 43.

| | |
|--|-------|
| Cripps' Improved Esmarch's Elastic Bandage (Bloodless operations), with reel, complete, Fig. 43 | 0 7 6 |
|--|-------|

Extract from the *Lancet*, October 11th, 1873.

"To apply this to the arm, three or four complete turns of the elastic ring are wound tightly round the hand in such a manner as to include the fingers and thumb, care being taken that the turns lie even and do not cross one another. The reel is then put up under the free portion of the ring connecting the upper and lower coil. The reel is passed round and round the limb in an upward direction: thus each coil is unwound from below as another is added above. In this way four tight coils of india rubber are carried up the limb to any distance required. The degree of tightness can be regulated with the greatest nicety by the distance the reel is drawn from the limb by the bandager.

"This method of driving blood from the limb answers perfectly in the arm and in the lower part of the leg; but in carrying the band over the popliteal space the flexor tendons prevent the artery being effectually compressed. A firm pad in the space would probably answer the purpose.

"It may be unrolled by reversing the action of the reel to remove the bandage."

| | | | | |
|---|----------|----|---|---|
| Esmarch's Elastic Bandage, wide for Leg | per yard | £0 | 3 | 0 |
| Ditto for Arm | | 0 | 1 | 6 |
| Ditto India-rubber Tubing | | 0 | 3 | 0 |
| Ditto for Ligatures | | 0 | 1 | 0 |

MIDWIFERY.

Leather case, containing—

Short Midwifery Forceps.

Craniotomy Forceps, Dr. Clement Godson's.

Perforator.

Blunt Hook and Crotchet.

Female Catheter.

The above in case complete 3 10 0

Handsome morocco case, containing—

Barnes' long Midwifery Forceps.

Simpson's short ditto ditto.

Craniotomy Forceps, improved.

Perforator.

Blunt Hook.

Crotchet, with cross handle.

Lowndes' Vectis.

Frænum Scissors.

Silver Female Catheter, with stopcock.

The above, in case complete 6 0 0

Mahogany case, lined with velvet, containing—

Denman's short Midwifery Forceps.
 Rigby's Perforator.
 Lowndes' Vectis.
 Frænum Scissors.
 Godson's Craniotomy Forceps.
 Crotchet and two blunt Hooks, fitting one handle.
 Fergusson's Glass Speculum.
 Caustic and Sponge Holder, with Scarifying Lancet for the
 Uterus.
 Bivalve Speculum, electro-plated, and gilt.
 Silver Female Catheter, with stopcock.

The above, in case complete £10 0 0



Mahogany case, brass-bound, and lined velvet, containing—

Oldham's Long Midwifery Forceps.
 Craniotomy Forceps.
 Greenhalgh's Short Midwifery Forceps.
 Blunt Hook.
 Decapitator.
 Perforator.
 Crotchet, with cross handle.
 Lever.
 Frænum Scissors.
 Fergusson's Glass Speculum.
 Caustic Holder, with Sponge Holder and Scarifying Lancet.
 Silver Female Catheter, with stopcock.

The above in case complete 9 0 0

ARNOLD & SONS' OBSTETRIC BAG (Registered).
AS SUGGESTED BY DR. GREENHALGH.




FIG. 44.




FIG. 45.

Dr. Greenhalgh's Obstetric Bag (Figs. 44 and 45) contains—
Midwifery Forceps (Dr. Greenhalgh's).
Perforator (ditto).
Craniotomy Forceps (Dr. Clement Godson's).
Blunt Hook (Professor Lazarovitch).
Crotchet (Dr. Simpson's).
Frænum Scissors.
Female Catheter.
Chloroform Inhaler (Skinner's).
Chloroform Drop Bottle.
Uterine Syringe and Enema.
Spray Apparatus (Dr. Richardson's).

Stoppered Bottles for Ether, Opium, Ergot, Ammonia, Chloroform, Tincture of Iron, &c.

Obstetric Bag, Morocco leather, fitted complete, with

| | | | |
|---|----|----|---|
| Instruments, as above | £8 | 0 | 0 |
| ditto, Instruments Plated Nickel Silver | 10 | 0 | 0 |
| ditto, without Instruments | 2 | 10 | 0 |

Extract from the *Lancet*, March 26th, 1870 :—" We have carefully inspected one of these bags, and consider them a decided success."

British Medical Journal, April 23rd, 1870 :—" The obstetrician and general practitioner will find it in truth a *multum in parvo*. At first sight eight pounds may appear a heavy price to pay for the luxury of such a bag, but its fittings are of the very best quality and workmanship."

Medical Times and Gazette, April 9th, 1870 :—" Messrs. Arnold and Sons have invented an Obstetric Bag, which certainly is as near perfection as anything we have seen."

Medical Press and Circular, April 13th, 1870 :—" The Obstetric Bag is admirably arranged, and we offer the maker our congratulations."

Medical Mirror, September 1st, 1870 :—" Practitioners who delight in elegances will find this Bag designed with good taste, while it is furnished with instruments as good in quality and finished in workmanship as they could wish."

Dr. Tanner's Manual of Midwifery :—" An Obstetric Bag has recently been introduced to the notice of obstetricians by Messrs. Arnold and Sons, of West Smithfield, and from personal experience the author can conscientiously and confidently recommend its use to his professional brethren."

ARNOLD & SONS' OBSTETRIC BAG (Registered).

AS SUGGESTED BY DR. BARNES.




FIG. 46.

Dr. Barnes's Obstetric Bag (Fig. 46) contains—

- Midwifery Forceps (Dr. Barnes')
- Perforator.
- Craniotomy Forceps.

- Blunt Hook.
- Crotchet, with cross handle.
- Frænum Scissors.
- Female Catheter.
- Chloroform Inhaler.
- Chloroform Bottle.
- Uterine Syringe and Enema.
- Dilating Apparatus (Dr. Barnes').
- Stoppered Bottles for Ether, Opium, Ammonia, and Porcupine Quill, &c. &c.

| | | |
|---|----|------|
| Obstetric Bag, Morocco leather, fitted complete, with | | |
| Instruments, as above | £8 | 8 0 |
| ditto, Instruments Plated Nickel Silver | 10 | 10 0 |
| ditto, without Instruments | 2 | 10 0 |

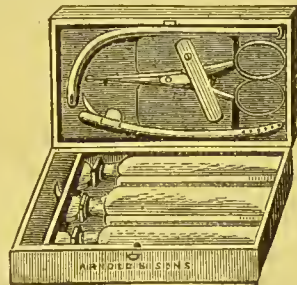


FIG. 47,

Arnold and Sons' Pocket Midwifery case in morocco, lined with silk velvet, Fig. 47, containing—

| | |
|--|-------|
| Three cut-glass Stoppered Bottles. | |
| Frænum Scissors. | |
| Silver Female Catheter, with Stopcock. | |
| Silver Inflating Tube, complete. | 1 5 0 |

Arnold and Sons' Pocket Midwifery case in morocco, lined with silk velvet, containing—

| | |
|------------------------------------|--------|
| Three cut-glass Stoppered Bottles. | |
| Frænum Scissors. | |
| Plated Female Sliding Catheter. | |
| Plated Inflating Tube, complete | £1 0 0 |

Arnold and Sons' Pocket Midwifery case in morocco, lined with velvet, containing—
 Three cut-glass Stoppered Bottles.
 Frænum Scissors.
 Elastic Female Catheter, complete £0 15 0

MIDWIFERY FORCEPS, &c.

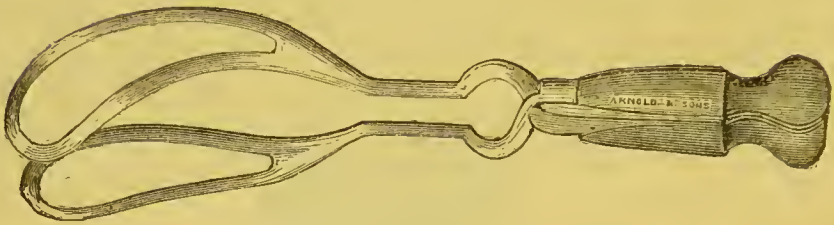


FIG. 48.

Dr. Barnes's Long Midwifery Forceps, Fig. 48 1 1 0

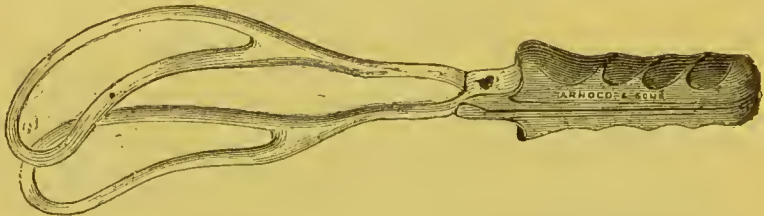


FIG. 49.

Sir James Simpson's Long Midwifery Forceps, Fig. 49 1 1 0



FIG. 50.

Sir James Simpson's Short Midwifery Forceps, Fig. 50 0 17 6

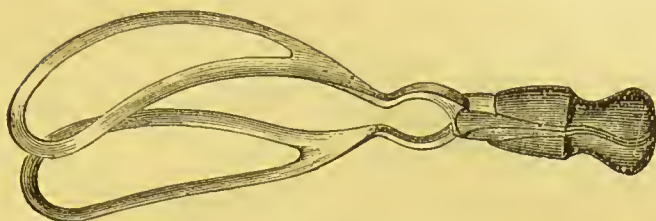


FIG. 51.

| | |
|---|----------|
| Dr. Greenhalgh's Short Midwifery Forceps, Fig. 51 | . £1 1 0 |
| Dr. Greenhalgh's Long ditto | . 1 2 6 |

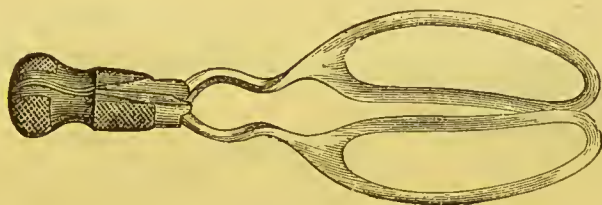


FIG. 52.

| | |
|--|---------|
| Dr. Greenhalgh's Straight Midwifery Forceps, Fig. 52 | . 1 0 0 |
|--|---------|

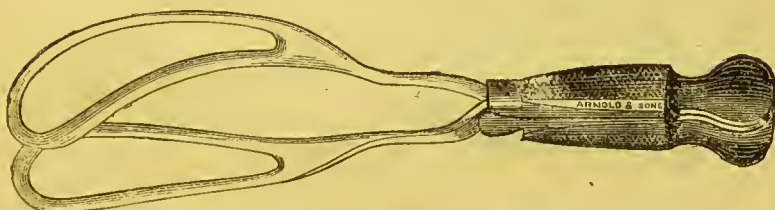


FIG. 53.

| | |
|---|-----------|
| Dr. Ramsbotham's Midwifery Forceps, Fig. 53 | . . 1 0 0 |
|---|-----------|

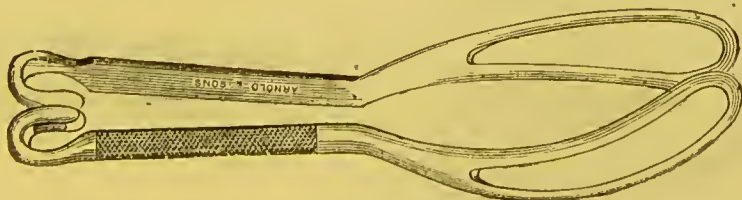


FIG. 54.

| | |
|---|-------------|
| Dr. Assilini's Midwifery Forceps, Fig. 54 | . . . 1 0 0 |
|---|-------------|

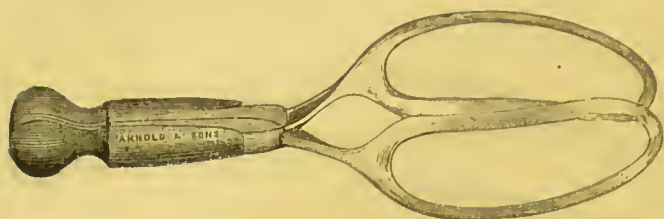


FIG. 55.

Dr. Haighton's Midwifery Forceps, Fig. 55 . . . £0 17 6

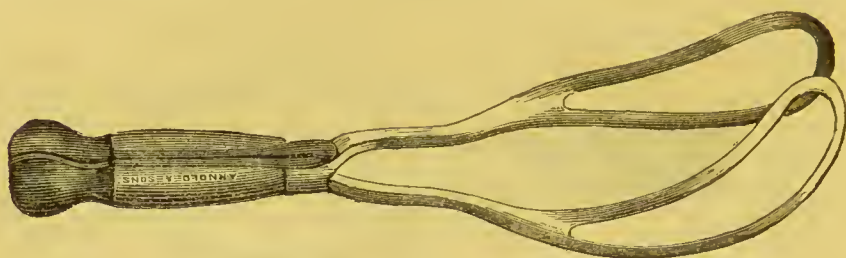


FIG. 56.

Dr. Robertson's Long Midwifery Forceps, Fig. 56 . . . 1 0 0




FIG. 57.

Dr. Graily Hewitt's Midwifery Forceps, Fig. 57 . . . 1 1 0

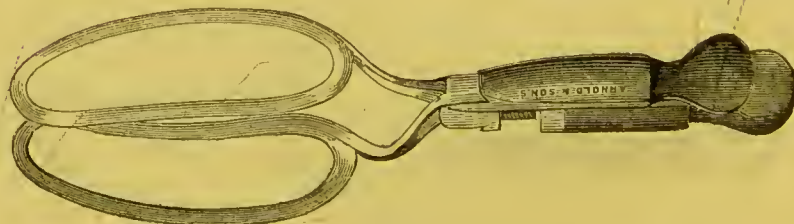


FIG. 58.

Dr. Conquest's Midwifery Forceps, Fig. 58 . . . 0 17 6



FIG. 59.

Dr. Ziegler's Midwifery Forceps, Fig. 59 £1 1 0

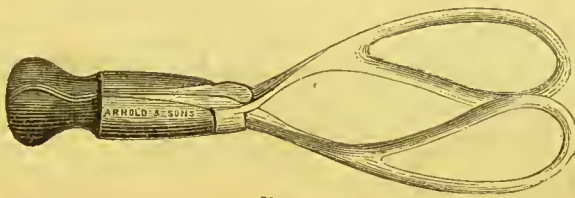


FIG. 60.

Dr. Collins's Short Midwifery Forceps, Fig. 60 0 17 6
 Dr. Collins's Long ditto 1 1 0

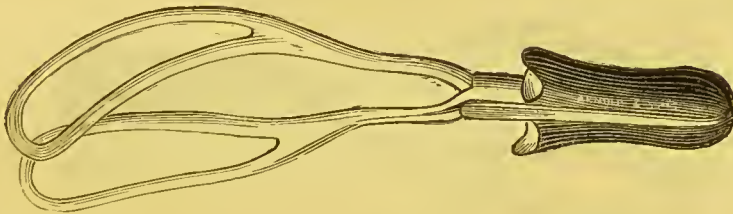


FIG. 61.

Dr. Oldham's Midwifery Forceps, Fig. 61 1 0 0

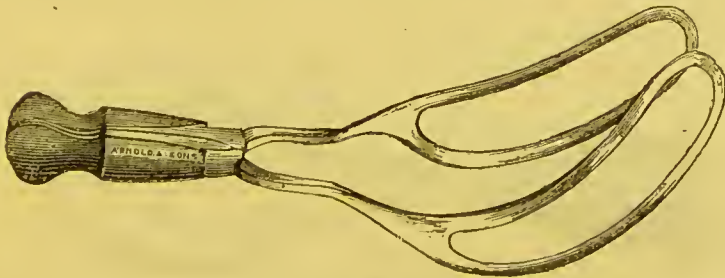


FIG. 62.

Dr. Davis's Midwifery Forceps, Fig. 62 0 17 6



FIG. 63.

Dr. Churchill's Midwifery Forceps, Fig. 63 £1 1 0

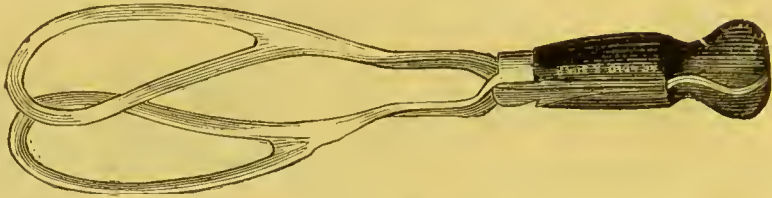


FIG. 64.

Dr. Blundell's Midwifery Forceps, Fig. 64 1 1 0




FIG. 65.

| | | |
|--|---------|--------|
| Dr. Clark's Short Midwifery Forceps, Fig. 65 | | 0 17 6 |
| Dr. Clark's Long ditto | | 1 0 0 |

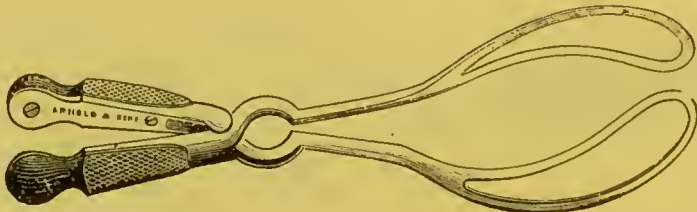


FIG. 66.

Dr. Godson's Midwifery Forceps, Fig. 66 1 1 0



FIG. 67.

Dr. Waller's Midwifery Forceps, Fig. 67 . . . £0 17 6

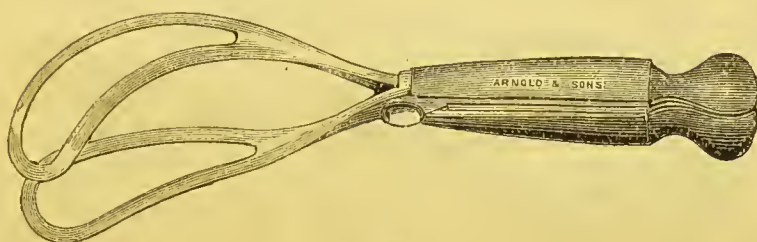


FIG. 68.

Dr. Brüninghausen's Long Midwifery Forceps, Fig. 68 . 1 5 0

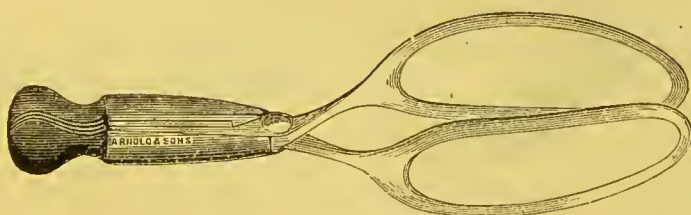


FIG. 69.

Dr. Brüninghausen's Short Midwifery Forceps, Fig. 69 1 10 0

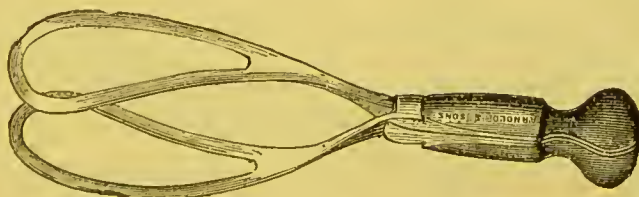


FIG. 70.

Dr. Denman's Short Midwifery Forceps, Fig. 70 . . . 0 17 6
 Dr. Denman's Long ditto . . . 1 0 0

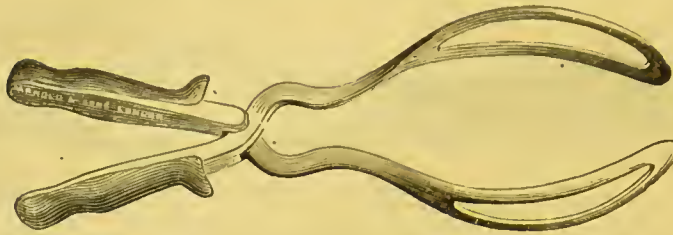


FIG. 71.

Dr. Hall Davis's Improved Midwifery Forceps, Fig. 71 . £1 1 0

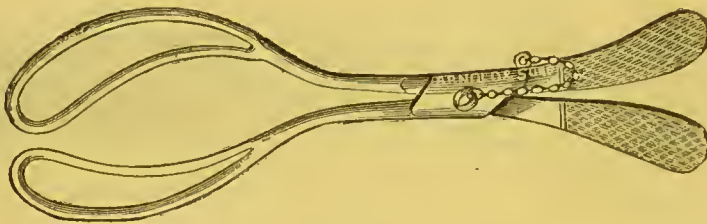


FIG. 72.

Dr. Bowers' Improved Midwifery Forceps, Fig. 72 . 1 5 0

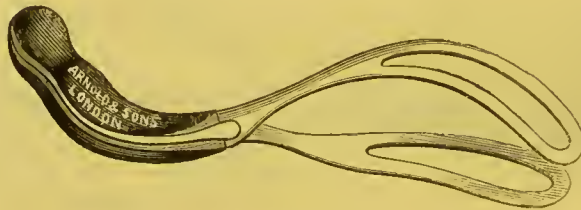


FIG. 73.

| | | | | | | | |
|--|--------------------------|-------|---|---|---|----|---|
| Dr. Aveling's Midwifery Forceps, Fig. 73 | . | . | . | . | 1 | 1 | 0 |
| Dr. Lever's Short | ditto | . | . | . | 0 | 16 | 0 |
| Dr. Lever's Long | ditto | . | . | . | 1 | 0 | 0 |
| Dr. Hopkins' | ditto | . | . | . | 1 | 3 | 0 |
| Dr. Murphy's Long | ditto | . | . | . | 1 | 0 | 0 |
| Dr. Farre's | ditto | ditto | . | . | 1 | 0 | 0 |
| Dr. Beattie's | ditto | ditto | . | . | 1 | 0 | 0 |
| Dr. Braithwaite's | ditto, in leather sheath | . | . | . | 1 | 0 | 0 |
| Dr. Hodges' | ditto | . | . | . | 1 | 0 | 0 |
| Dr. Inglis's | ditto | . | . | . | 1 | 0 | 0 |
| Dr. Knight's | ditto | . | . | . | 1 | 0 | 0 |
| Dr. Lee's | ditto | . | . | . | 0 | 17 | 6 |
| Dr. Mackintosh's | ditto | . | . | . | 0 | 17 | 6 |
| Dr. Vacher's | ditto | . | . | . | 1 | 7 | 6 |

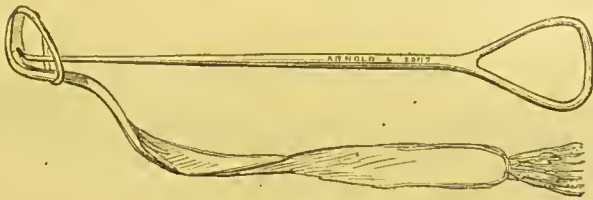


FIG. 74.

| | | | |
|--|----|---|---|
| Professor Lazarovitch's Blunt Hook, with tape, complete, Fig. 74 | £0 | 7 | 6 |
| Blunt Hook, plain | 0 | 3 | 0 |



FIG. 75.

| | | | |
|--|---|---|---|
| Blunt Hook and Crotchet, Fig. 75 | 0 | 4 | 6 |
| Dr. Godson's Blunt Hook, covered with india rubber | 0 | 7 | 6 |

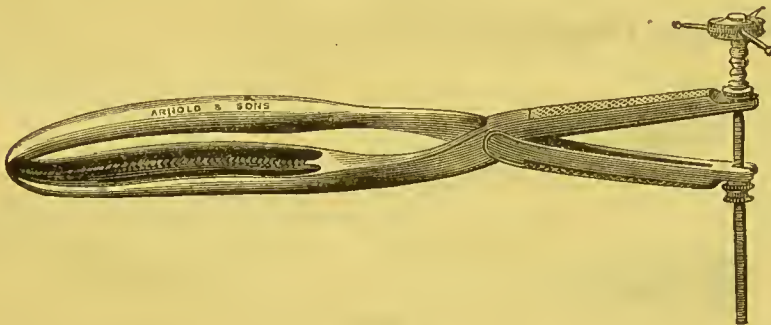


FIG. 76.

| | | | |
|---|---|----|---|
| Dr. Braxton Hick's Improved Cephalotribe, Fig. 76 | 2 | 12 | 0 |
| Sir James Simpson's ditto | 1 | 10 | 0 |




FIG. 77.

| | | | |
|--|---|---|---|
| Dr. Murphy's Craniotomy Forceps, Fig. 77 | 1 | 5 | 0 |
|--|---|---|---|

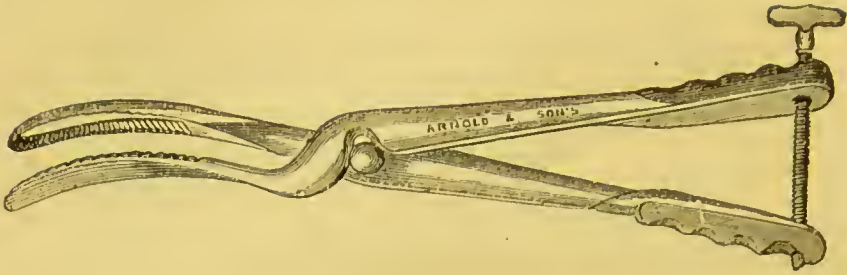


FIG. 78.

| | | |
|---|-------|---------|
| Dr. Barnes' Craniotomy Forceps, Fig. 78 | . . . | £1 10 0 |
| Dr. Barnes' ditto Improved | . . . | 1 15 0 |

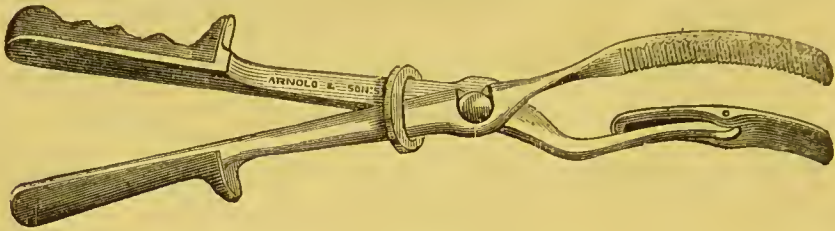


FIG. 79.

| | | |
|---|-------|--------|
| Dr. Matthews' Craniotomy Forceps, Fig. 79 | . . . | 1 15 0 |
|---|-------|--------|

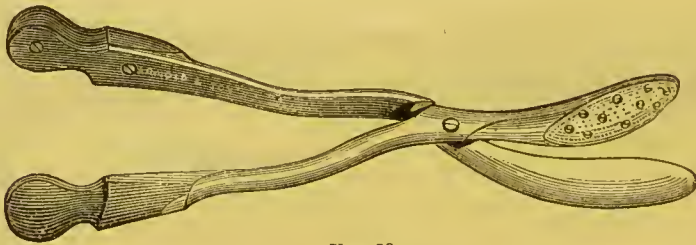


FIG. 80.

| | | |
|--|-------|-------|
| Dr. Conquest's Craniotomy Forceps, Fig. 80 | . . . | 1 7 6 |
|--|-------|-------|




FIG. 81.

| | | |
|--|-------|------|
| Dr. Godson's Craniotomy Forceps, the handles covered with Russian leather, Fig. 81 | . . . | 0 15 |
|--|-------|------|

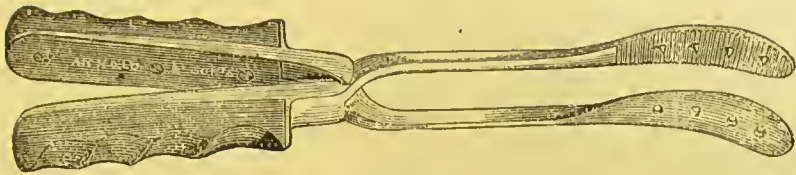


FIG. 82.

Dr. Holmes' Craniotomy Forceps, Fig. 82 . . . £1 7 6

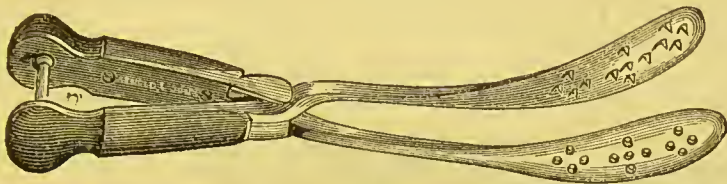


FIG. 83.

Dr. Davis's Craniotomy Forceps, Fig. 83 . . . 1 7 0
 Dr. Davis's ditto with rack . . . 1 15 0

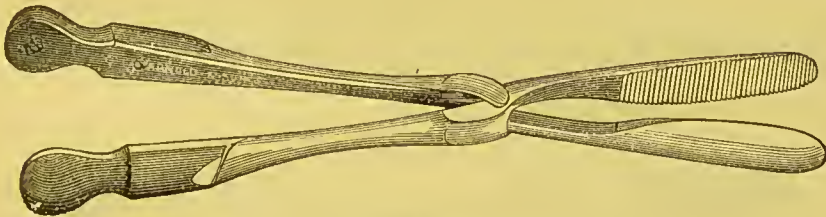


FIG. 84.

Dr. Lee's Craniotomy Forceps, Fig. 84 . . . 1 5 0




FIG. 85.

Dr. Waller's Craniotomy Forceps, Fig. 85 . . . 1 7 6
 Dr. Lever's ditto . . . 1 5 6
 Dr. Priestley's ditto . . . 1 7 6
 Dr. Ramsbotham's ditto . . . 1 7 6

| | | | |
|--|----|---|---|
| Dr. Churchill's Craniotomy Forceps | £0 | 8 | 6 |
| Sir James Simpson's ditto | 1 | 7 | 6 |
| Dr. Lever's Decapitator | 0 | 7 | 6 |
| Dr. Ramsbotham's ditto | 0 | 7 | 6 |
| Dr. Churchill's Crotchet | 0 | 7 | 6 |
| Dr. Murphy's ditto | 0 | 7 | 6 |
| Dr. Murphy's, with two blunt hooks, in spring handle | 1 | 1 | 0 |
| Dr. Davis's Guarded Crotchet | 1 | 4 | 0 |

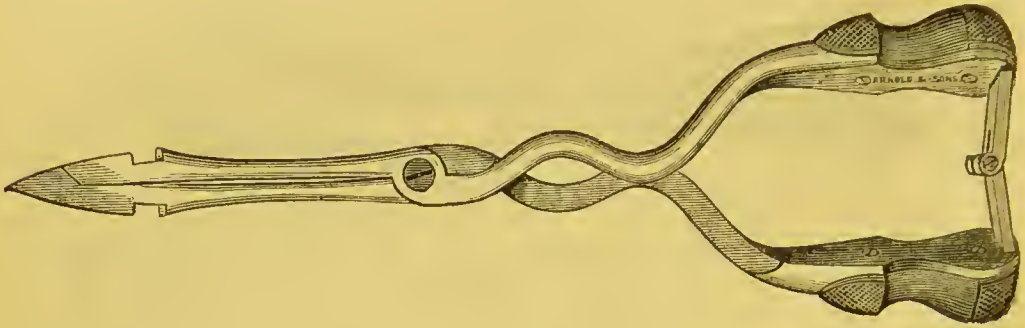


FIG. 86.

Dr. Greenhalgh's improved cross-action Perforator, Fig. 86 1 15 0



FIG. 87.

Dr. Holmes' Perforator, Fig. 87 1 0 0

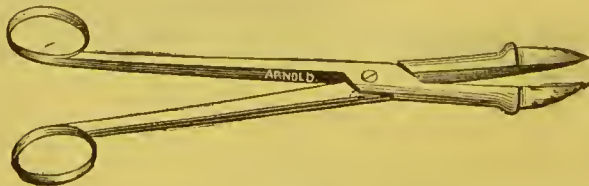


FIG. 88.

Dr. Denman's Perforator, Fig. 88 0 7 6

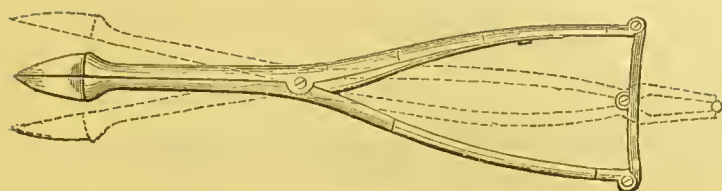


FIG. 89.

| | | | |
|---|----|----|---|
| Sir James Simpson's Perforator, Fig. 89 | £1 | 1 | 0 |
| Dr. Naegele's ditto | 0 | 14 | 0 |
| Dr. Smellie's straight ditto | 0 | 12 | 0 |
| Dr. Smellie's curved ditto | 0 | 14 | 0 |
| Dr. Rigby's ditto | 0 | 10 | 6 |
| Dr. Greenhalgh's Ovum Forceps | 0 | 12 | 6 |
| Dr. Davis's Osteotomist | 1 | 8 | 0 |
| Sir James Simpson's ditto | 1 | 10 | 0 |
| Sir James Simpson's ditto, Right and Left, each | 0 | 15 | 0 |
| Placenta Forceps | 0 | 15 | 0 |
| Symonds' Tractor, with jointed handle | 0 | 14 | 0 |
| Dr. Lowndes' Vectis, with jointed handle | 0 | 12 | 0 |
| Dr. Lever's ditto | 0 | 8 | 6 |

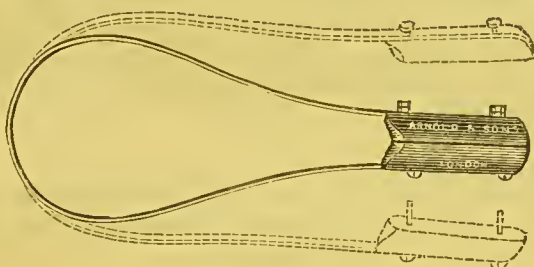


FIG. 90.

| | | | |
|--|---|---|---|
| Dr. Eardley Wilmot's Fillet, Fig. 90 | 0 | 6 | 6 |
|--|---|---|---|



FIG. 91.

| | | | |
|---|---|----|---|
| Dr. Lee's Canula, or Membrane Perforator, Fig. 91 | 0 | 12 | 0 |
| Dr. Godson's Improved Membrane Perforator | 1 | 1 | 0 |
| Dr. Robertson's Instrument for returning the Funis | 0 | 4 | 6 |
| Dr. Greenhalgh's air or water Vaginal Plugs, three sizes, possesses facility of introduction and removal, accurate and comfortable adaptability, the set complete | 1 | 5 | 0 |
| Female Silver Catheter (sliding for portability) | 0 | 6 | 6 |
| Ditto with stopcock | 0 | 7 | 6 |
| Ditto, Elastic gum ditto | 0 | 1 | 0 |

| | | | |
|---|----|----|---|
| Dr. Horsley's Uterus Truss for Post-partum Hæmorrhage | £1 | 5 | 0 |
| Silver Inflating Tube | 0 | 3 | 6 |
| Frænum Scissors | 0 | 3 | 6 |
| Thompson's Breast Reliever | 0 | 2 | 6 |
| Arnolds' improved Brass Breast-pump, in mahogany case | 0 | 10 | 6 |
| Ditto with bent glass ditto | 0 | 12 | 6 |

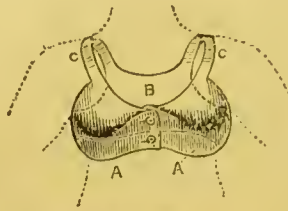


FIG. 92.

Wickers' (Registered) Breast Supports, Fig. 92 0 6 0
 It affords ease, support, and comfort, after delivery.

Extract from *Obstetrical Journal*, December, 1873.—“This light, efficient, and inexpensive support for the breast is the invention of Mrs. Wickers. It is perfectly plain and simple in its construction, and easily secured in its proper position. Messrs. Arnold and Sons are sole agents for its sale.”

Extract of letter from Dr. W. Squire:—“I wish to recommend as of great usefulness and comfort a linen supporter for the breast, remarkably light and simple, invented by Mrs. Wickers, a nurse of great experience, who has been long well and favorably known to me. I have found this slight appliance of the greatest service.”

Arnold and Sons have purchased of Mrs. Wickers the exclusive right to manufacture the above Breast Supports.

| | | | |
|--|---|---|---|
| Arnold and Sons' metallic Nipple Shields, for the prevention and cure of sore Nipples, per box | 0 | 2 | 0 |
| Dr. Wansborough's ditto ditto | 0 | 2 | 0 |
| India-rubber Nipple Shields, per pair | 0 | 2 | 0 |
| Boxwood ditto ditto | 0 | 2 | 6 |
| Glass ditto ditto | 0 | 1 | 0 |
| Glass Nipple Shields ditto | 0 | 2 | 6 |
| Arnold and Sons' India-rubber Breast Relievers | 0 | 2 | 6 |
| Ditto large size | 0 | 5 | 0 |
| Feeding Bottles 1s., 2s. 6d., and | 0 | 5 | 0 |
| India-rubber Teats per doz. | 0 | 2 | 6 |
| Dr. Diver's Apparatus. | | | |

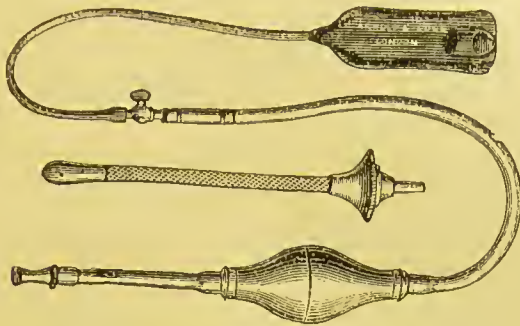


FIG. 93.

Dr. Barnes' Os Uteri Dilators, consisting of Syringe, three Dilators various sizes, Vaginal Pipe, &c., the complete set in Mahogany box, Fig. 93 . . . £1 5 0

TESTIMONIAL RECEIVED FROM DR. GREENHALGH.
Physician-Accoucheur to, and Lecturer on Diseases of Women, &c., at, St. Bartholomew's Hospital, &c.

72, Grosvenor Street, W.;
 22nd Feb., 1875.

Gentlemen,

In compliance with your request I have much pleasure in stating that I have employed your firm for many years, and therefore have had ample opportunities of forming an opinion as to your willingness to oblige, general sagacity, promptitude, soundness of material, excellence of work, fairness of charges, to all of which I can testify with the utmost satisfaction.

I am, Gentlemen,
 Truly yours,
 R. GREENHALGH.

Messrs. ARNOLD & SONS,
 Instrument Makers,
 West Smithfield.

MINOR OPERATION INSTRUMENTS.

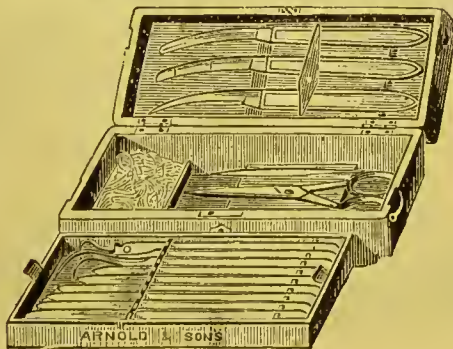


FIG. 94.

Leather case, lined with velvet, as Fig. 94, containing—
 Four Operating Scalpels.

Curved Bistoury, sharp point.
 Curved Bistoury, blunt point.
 Hernia Knife.
 Blunt Hook; single.
 Tenaculum.
 Aneurism Needle.
 Liston's Artery Forceps.
 Operating Spring Forceps.
 Straight Scissors.
 Director.
 Six Curved Needles.
 Tablet Arnold and Sons' improved Ligature Silk.

In ebony handles, the case complete £2 7 6

~~~~~  
 Superior Morocco case, lined with silk velvet, containing—

Four Operating Scalpels.  
 Hernia Knife.  
 Curved Bistoury, probe point.  
 Curved Bistoury, sharp point.  
 Double Tumour Hook.  
 Tenaculum.  
 Luer's Artery Forceps.  
 Aneurism Needle.  
 Curved Scissors.  
 Operating Spring Forceps.  
 Director, silver plated.  
 Six Curved Suture Needles.  
 Tablet Arnold and Sons' Surgical Silk Cord.

In ebony handles, the case complete . . . . . 3 3 0

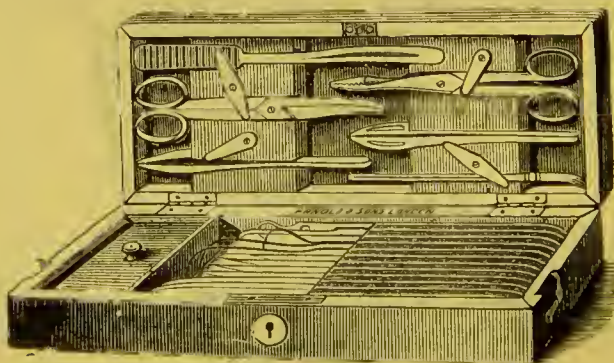


FIG. 95.

Superior Mahogany case, lined with silk velvet, Fig. 95, containing—  
 Four Operating Scalpels.

- Curved Bistoury, sharp point.  
 Curved Bistoury, blunt point.  
 Liston's Finger Knife.  
 Hernia Knife.  
 Tenaculum.  
 Double Tumour Hook.  
 Aneurism Needle.  
 Two Tumour Needles, Liston's.  
 Luer's Artery Forceps.  
 Curved Scissors.  
 Polypus Forceps.  
 Operating Spring Forceps.  
 Silver Director (Sir A. Cooper's).  
 Hernia Director.  
 Six curved Suture Needles.  
 Tablet Arnold and Sons' Surgical Silk Cord.
- In ivory handles, the case complete . . . . . £4 4 0

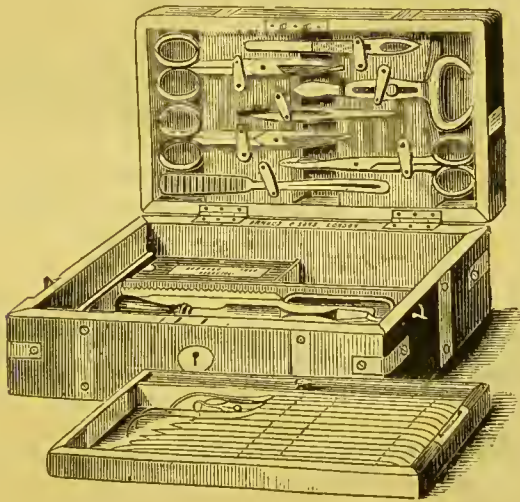


FIG. 96.

Handsome brass-bound Mahogany case, polished inside, Fig. 96, containing—

- Four Operating Scalpels.  
 Liston's Finger Knife.  
 Hernia Knife.  
 Curved Bistoury, sharp point.  
 Curved Bistoury, blunt point.  
 Finger Saw.  
 Pair of Bone Forceps.

- Two Dieffenbach's Artery Forceps.
- Tenaculum.
- Double Tumour Hook.
- Aneurism Needle.
- Two Liston's Tumour Needles.
- Pair curved Scissors.
- Pair straight Scissors.
- Luer's Artery Forceps.
- Polypus Forceps.
- Operating Forceps.
- Harelip Forceps.
- Bone Gouge.
- Hernia Director.
- Silver Director (Sir A. Cooper's).
- Two wire Retractors, plated.
- Twelve Harelip Pins.
- Silver Suture Wire.
- Twelve Suture Needles.
- Two Tablets Arnold and Sons' Surgical Silk Cord.

In ivory handles, the case complete . . . . . £8 8 0

|                                         |                 |                 |               |   |      |
|-----------------------------------------|-----------------|-----------------|---------------|---|------|
| Mahogany case, containing six operating | Scalpels, ivory |                 |               |   |      |
| handles . . . . .                       |                 |                 |               | 0 | 15 0 |
| Ditto . . . . .                         | ditto . . . . . | ditto . . . . . | ebony handles | 0 | 12 6 |
| Ditto . . . . .                         | ditto . . . . . | twelve ditto    | ivory ditto . | 1 | 10 0 |
| Ditto . . . . .                         | ditto . . . . . | ditto . . . . . | ebony ditto . | 1 | 5 0  |



FIG. 97.

|                                                  |                       |  |  |   |     |
|--------------------------------------------------|-----------------------|--|--|---|-----|
| Aneurism Needle, ivory handle, Fig. 97 . . . . . |                       |  |  | 0 | 3 6 |
| Ditto . . . . .                                  | ebony ditto . . . . . |  |  | 0 | 3 0 |
| Acupuncturation Needle . . . . .                 |                       |  |  | 0 | 1 6 |
| Acupressure Pin . . . . .                        |                       |  |  | 0 | 0 6 |

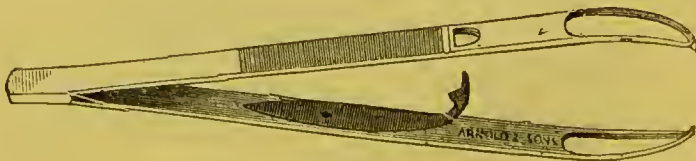


FIG. 98.

|                                           |  |  |  |   |     |
|-------------------------------------------|--|--|--|---|-----|
| Artery Forceps, Luer's, Fig. 98 . . . . . |  |  |  | 0 | 7 6 |
| Brodie's Silver Director . . . . .        |  |  |  | 0 | 8 0 |



FIG. 99.

|                                                        |    |   |   |
|--------------------------------------------------------|----|---|---|
| Bistoury, Curved, probe-pointed, ivory handle, Fig. 99 | £0 | 3 | 6 |
| Ditto ditto ebony ditto                                | 0  | 3 | 0 |
| Bistoury, Straight ditto ivory ditto                   | 0  | 3 | 6 |
| Ditto ditto ebony ditto                                | 0  | 3 | 0 |



FIG. 100.

|                                                         |   |   |   |
|---------------------------------------------------------|---|---|---|
| Bistoury, Curved, sharp-pointed, ivory handle, Fig. 100 | 0 | 3 | 6 |
| Ditto ditto ebony ditto                                 | 0 | 3 | 0 |
| Bistoury, Straight ditto ivory ditto                    | 0 | 3 | 6 |
| Ditto ditto ebony ditto                                 | 0 | 3 | 0 |



FIG. 101.

|                                         |   |   |   |
|-----------------------------------------|---|---|---|
| Hernia Bistoury, ivory handle, Fig. 101 | 0 | 3 | 6 |
| Ditto ebony ditto                       | 0 | 3 | 0 |



FIG. 102.

|                                      |   |   |   |
|--------------------------------------|---|---|---|
| Breast Knife, ivory handle, Fig. 102 | 0 | 4 | 6 |
| Ditto ebony ditto                    | 0 | 4 | 0 |
| Finger Knife, ivory handle           | 0 | 3 | 6 |
| Ditto ebony ditto                    | 0 | 3 | 0 |
| Hernia Director                      | 0 | 4 | 6 |



FIG. 103.

|                                                          |   |   |   |
|----------------------------------------------------------|---|---|---|
| Liston's Tumour and Nævus Needle, ivory handle, Fig. 103 | 0 | 3 | 6 |
| Ditto ditto ebony ditto                                  | 0 | 3 | 0 |



FIG. 104.

|                                            |   |   |   |    |   |   |
|--------------------------------------------|---|---|---|----|---|---|
| Scalpel, Operating, ivory handle, Fig. 104 | . | . | . | £0 | 2 | 6 |
| Ditto ditto ebony ditto                    | . | . | . | 0  | 2 | 0 |
| Ditto ditto Scale Tang, ivory handle       | . | . | . | 0  | 3 | 6 |
| Ditto ditto ditto ebony ditto              | . | . | . | 0  | 3 | 0 |



FIG. 105.

|                                           |   |   |   |   |   |   |
|-------------------------------------------|---|---|---|---|---|---|
| Liston's Harelip Pins, per doz., Fig. 105 | . | . | . | 0 | 2 | 0 |
| Ditto ditto super. „                      | . | . | . | 0 | 3 | 0 |




FIG. 107.

|                                                    |   |   |   |   |   |   |
|----------------------------------------------------|---|---|---|---|---|---|
| Suture Needles, full curved, per doz., Fig. 106    | . | . | . | 0 | 3 | 0 |
| Ditto half curved „ Fig. 107                       | . | . | . | 0 | 3 | 0 |
| Ditto straight „                                   | . | . | . | 0 | 3 | 0 |
| Ditto double curved „                              | . | . | . | 0 | 6 | 0 |
| Suture Silk, Arnold and Sons' improved, per tablet | . | . | . | 0 | 1 | 6 |
| Ditto ditto per hank                               | . | . | . | 0 | 1 | 0 |
| Chinese Twist ditto                                | . | . | . | 0 | 1 | 0 |
| Ordinary Suture Silk ditto                         | . | . | . | 0 | 0 | 6 |
| Suture Wire, Silver ditto                          | . | . | . | 0 | 2 | 0 |
| Ditto ditto per reel                               | . | . | . | 0 | 5 | 0 |
| Suture Wire, Plated per hank                       | . | . | . | 0 | 1 | 0 |
| Ditto ditto per reel                               | . | . | . | 0 | 2 | 6 |
| Suture Wire, Iron per hank                         | . | . | . | 0 | 0 | 6 |
| Ditto ditto per reel                               | . | . | . | 0 | 1 | 6 |



FIG. 108.

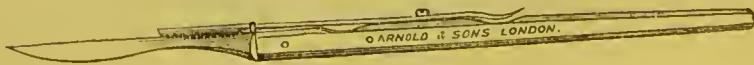


FIG. 109.

|                                                                      |   |   |   |   |   |   |   |
|----------------------------------------------------------------------|---|---|---|---|---|---|---|
| Tendon Knife, Improved Guarded, by Mr. R. Davy,<br>Figs. 108 and 109 | . | . | . | . | 1 | 1 | 0 |
|----------------------------------------------------------------------|---|---|---|---|---|---|---|

Extract from *New Inventions in Surgical Mechanisms*.—"Most surgeons prefer operating upon tendons without an anæsthesia. Every tendon I have divided has been cut but occasionally, with refractory babies; inconvenience has resulted either from the incompetence of the child-holder or the spasmodic jerks of the limb. Messrs. ARNOLD & SONS have carried out my suggestion in fashioning a tenotomy knife that can be introduced by the surgeon through the skin and subcutaneous tissue as a sharp instrument, and may then be converted into a blunt-pointed knife by sliding forward the sheath on the back of the handle."



Fig. 110.



Fig. 111.



Fig. 112.



Fig. 113.



Fig. 114.

Tendon Knives, as Figs. 110, 111, 112, 113, and 114  
(ivory handles)

|                                                                        |    |   |   |
|------------------------------------------------------------------------|----|---|---|
| Tendon Knives, as Figs. 110, 111, 112, 113, and 114<br>(ivory handles) | £0 | 3 | 6 |
| Ditto, ebony ditto                                                     | 0  | 3 | 0 |
| Tendon Knives, six, in case, complete                                  | 1  | 5 | 0 |
| Liston's Taper Screw, for holding the Clavicle                         | 0  | 6 | 6 |



FIG. 115.

|                                   |   |   |   |
|-----------------------------------|---|---|---|
| Tenaculum, ivory handle, Fig. 115 | 0 | 3 | 0 |
| Ditto ebony ditto                 | 0 | 2 | 6 |



FIG. 116.

|                                     |   |   |   |
|-------------------------------------|---|---|---|
| Tumour Hook, ivory handle, Fig. 116 | 0 | 3 | 0 |
| Ditto ebony ditto                   | 0 | 2 | 6 |



FIG. 117.

|                                                      |    |   |     |
|------------------------------------------------------|----|---|-----|
| Tumour Hook, Cooper's Double, ivory handle, Fig. 117 | £0 | 5 | 0   |
| Ditto ditto ebony ditto                              |    | 0 | 4 6 |

**ANATOMICAL SYRINGES.**

|                                                                                                         |       |   |    |   |
|---------------------------------------------------------------------------------------------------------|-------|---|----|---|
| Arnold and Sons' Improved Brass Syringe, with four plain pipes and stopcock, in mahogany case, complete | 1 oz. | 1 | 10 | 0 |
| Ditto with six ditto                                                                                    | 2 oz. | 1 | 15 | 0 |
| Ditto ditto                                                                                             | 4 oz. | 2 | 2  | 0 |
| Ditto ditto                                                                                             | 6 oz. | 2 | 15 | 0 |
| Ditto ditto                                                                                             | 8 oz. | 3 | 3  | 0 |
| Ditto Electro-plated, with two pipes for minute injections $\frac{1}{2}$ oz.                            |       | 0 | 12 | 6 |

**POCKET INSTRUMENTS.**

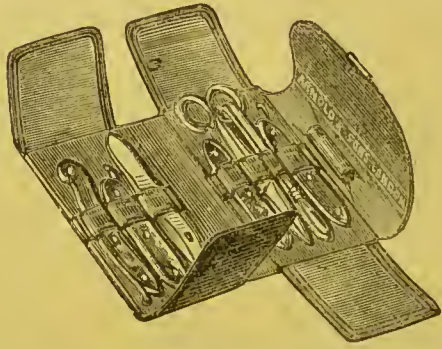


FIG. 118.

No. 1. Morocco leather case, Fig. 118, containing—

|                                    |  |   |     |
|------------------------------------|--|---|-----|
| Curved Bistoury, probe pointed.    |  |   |     |
| Gum Lancet.                        |  |   |     |
| Scissors, Dressing.                |  |   |     |
| Dressing or Bow Forceps.           |  |   |     |
| Syme's Abscess Knife.              |  |   |     |
| Scalpel.                           |  |   |     |
| Silver Probe.                      |  |   |     |
| Director.                          |  |   |     |
| Suture Needles.                    |  |   |     |
| The above in Tortoiseshell handles |  | 1 | 4 0 |

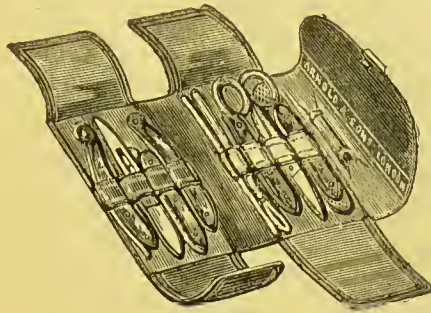


FIG. 119.

No. 2. Morocco leather case, lined silk velvet, with silver lock, Fig. 119, containing—

- Curved Bistoury, sharp pointed.
- Curved Bistoury, probe pointed.
- Gum Lancet.
- Dressing Scissors.
- Bow or Dressing Forceps.
- Syme's Abscess Lancet.
- Scalpel.
- Two Silver Probes.
- Director, plated.
- Spatula.
- Six Suture Needles.

The above in Tortoiseshell handles . . . . . £1 10 6

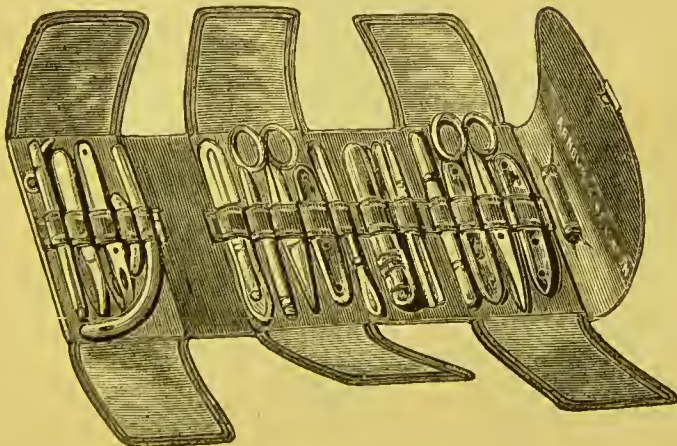


FIG. 120.

No. 3. Morocco leather case, lined silk velvet, with silver spring lock, as Fig. 120, containing—

- Curved Bistoury, probe pointed.

Curved Bistoury, sharp pointed.  
 Straight Dressing Scissors.  
 Curved Scissors.  
 Bow or Dressing Forceps.  
 Scalpel, double edged.  
 Syme's Abscess Knife.  
 Gum Lancet.  
 Tenaculum.  
 Seton Needle.  
 Spatula, plated.  
 Director, plated.  
 Two Silver Probes.  
 Six Suture Needles.

The above in Tortoiseshell handles . . . . . £2 2 0

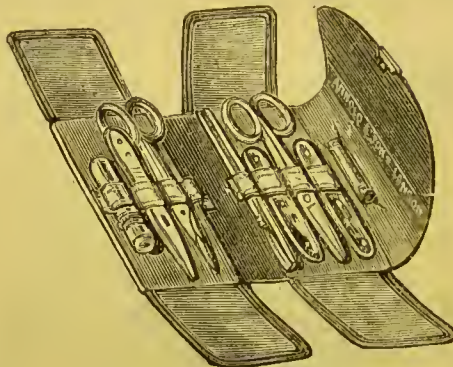


FIG. 121.

No. 4. Morocco leather case, lined silk velvet, with silver chased spring lock, as Fig. 121, containing—

Double Curved Bistoury, with spring back.  
 Gum Lancet and Syme's Knife, with spring back.  
 Scalpel and Finger Knife ditto.  
 Dressing Forceps.  
 Liston's Artery Forceps.  
 Caustic case, silver.  
 Director, plated.  
 Two Silver Probes.  
 Dressing Scissors.  
 Six Suture Needles.

The above in Tortoiseshell handles . . . . . 3 3 0




FIG. 122.

No. 5. Morocco or Russia leather case, lined silk velvet, with chased silver-gilt spring lock, Fig. 122, containing—

Double Curved Bistoury, with spring back and French catch.

Gum Lancet and Syme's Knife ditto.

Scalpel and Finger Knife ditto.

Straight Dressing Scissors.

Dressing or Polypus Forceps.

Silver Female Catheter, with stopcock.

Luer's Artery Forceps.

Caustic Case, A. and Sons' improved, with platinum spring holder to suit any size caustic.

Silver Director.

Two Silver Probes.

Six Suture Needles.

The above in best Tortoiseshell handles . . . . . £4 4 0




FIG. 123.

No. 6. Superior Morocco or Russia leather case, lined silk velvet with chased silver spring lock, Fig. 123, containing—

Double Curved Bistoury, with spring back and French catch.

Gum Lancet and Syme's Knife, with spring back and French catch.

Scalpel and Finger Knife ditto.

Arnold and Sons' Improved seamless tube Caustic Case, with platinum spring holder.

Silver Male and Female Catheter, united.

Straight Dressing Scissors.

French Bow or Polypus Forceps.

Luer's Artery Forceps.

Silver Director.

Two Silver Probes.

Exploring Trocar, in ivory case.

Six Needles and Silver Wire.

The above in superior Tortoiseshell handles . . . . . £5 5 0

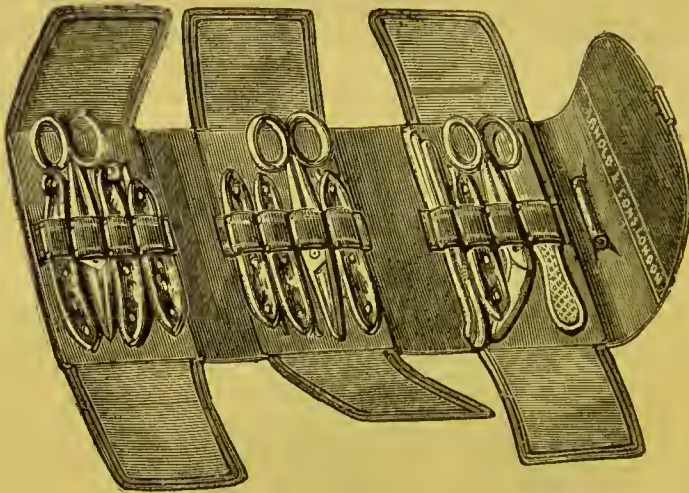


FIG. 124.

No. 7. Extra superior Morocco or Russia leather Case, lined silk velvet, and chased silver-gilt spring lock, as Fig. 124, containing—

Double Curved Bistoury, with spring back and French catch.

Gum Lancet and Syme's Knife ditto.

Scalpel and Liston's Finger Knife ditto.

Arnold and Sons' improved seamless tube Silver Caustic Case, with platinum spring holder.

Imray's Ear Scoop and Eye Spud.

Silver portable Male and Female Catheter, united.

Straight Scissors, silver-plated.

Luer's or Liston's Artery Forceps, silver-plated.

Bow or Polypus Scissors, silver-plated.

Silver Director.

Two Silver Probes.

Spatula, chased, silver-plated.

Operating Forceps.  
 Exploring Needle and Exploring Trocar.  
 Two Bleeding Lancets.  
 Twelve Suture Needles.  
 Silver Suture Wire.

The above in superior Tortoiseshell handles . . . . . £7 7 0  
 Ditto, with the addition of Arnold and Sons' Patent  
 Clinical Thermometer and Portable Hypodermic  
 Syringe in plated case . . . . . 8 10 0

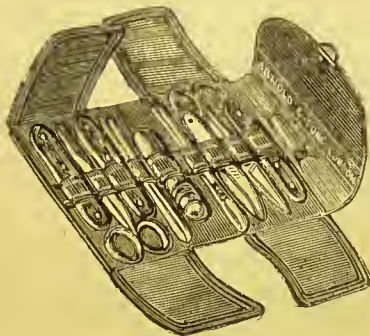


FIG. 125.

No. 8. Arnold and Sons' Diamond Case, A, very portable, Morocco or Russia leather, lined silk velvet, with silver-gilt lock, Fig. 125, containing—

Double Curved Bistoury, with spring back.  
 Gum Lancet and Syme's Knife.  
 Scalpel and Finger Knife.  
 Straight Dressing Scissors.  
 French Bow or Dressing Forceps.  
 Luer's or Liston's Artery Forceps.  
 Arnold and Sons' Silver Caustic Holder (seamless tube).  
 Director, electro-plated.  
 Two Silver Probes.  
 Six Needles.  
 Arnold and Sons' Ligature Silk Cord.

The above in Tortoiseshell handles . . . . . 3 3 0

No. 9. Arnold and Sons' Diamond Case, B, portable, Morocco, lined silk velvet, with silver-gilt lock, containing—

Double Curved Bistoury, with spring back.

Gum Lancet and Syme's Knife, with spring back.  
 Scalpel and Finger Knife ditto.  
 Dressing Scissors, straight.  
 Artery Forceps.  
 Dressing Forceps.  
 Director.  
 Two Silver Probes.  
 Six Needles.  
 Ligature Silk.

The above in Tortoiseshell handles . . . . £2 15 0

|                                                                                                          |   |   |   |
|----------------------------------------------------------------------------------------------------------|---|---|---|
| Abscess Knife, Syme's, in tortoiseshell . . . . .                                                        | 0 | 2 | 6 |
| . Ditto ditto with spring back . . . . .                                                                 | 0 | 4 | 6 |
| . Ditto ditto ditto and French catch . . . . .                                                           | 0 | 5 | 6 |
| Abscess Knife (Syme's), and Gum Lancet, with spring<br>back and French catch, in tortoiseshell . . . . . | 0 | 8 | 6 |
| Abscess Lancet, in tortoiseshell . . . . .                                                               | 0 | 2 | 6 |



FIG. 126.

|                                                                                                                  |   |   |   |
|------------------------------------------------------------------------------------------------------------------|---|---|---|
| Abscess Knife, Syme's and Paget's, with spring back and<br>French catch, in tortoiseshell, as Fig. 126 . . . . . | 0 | 8 | 6 |
| Aneurism Needle, in tortoiseshell . . . . .                                                                      | 0 | 2 | 6 |
| . Ditto ditto with spring back . . . . .                                                                         | 0 | 4 | 6 |
| . Ditto ditto ditto and French catch . . . . .                                                                   | 0 | 5 | 6 |



FIG. 127.

|                                                                                                                                            |   |    |   |
|--------------------------------------------------------------------------------------------------------------------------------------------|---|----|---|
| Aneurism Needle and Tenaculum, with spring back and<br>French catch, in tortoiseshell, as Fig. 127 . . . . .                               | 0 | 8  | 6 |
| Arnold and Sons' Portable Pocket Knife contains Gum<br>Lancet, Scalpel, Syme's Abscess and Pen Blade, in<br>tortoiseshell handle . . . . . | 0 | 12 | 6 |
| Arnold and Sons' Patent Clinical Thermometer . . . . .                                                                                     | 0 | 12 | 6 |
| Bistoury, curved (probe or sharp), in tortoiseshell . . . . .                                                                              | 0 | 3  | 6 |
| . Ditto ditto with spring back . . . . .                                                                                                   | 0 | 5  | 6 |
| . Ditto ditto ditto and French catch . . . . .                                                                                             | 0 | 6  | 6 |



FIG. 128.

|                                                                                              |    |   |   |
|----------------------------------------------------------------------------------------------|----|---|---|
| Bistoury, double, in tortoiseshell, with spring back and French catch, as Fig. 128 . . . . . | £0 | 9 | 0 |
| Bistoury, straight, with spring back . . . . .                                               | 0  | 4 | 6 |
| Ditto ditto ditto and French catch . . . . .                                                 | 0  | 5 | 6 |
| Bow or Dressing Forceps, plain pattern . . . . .                                             | 0  | 2 | 6 |
| Ditto ditto French pattern . . . . .                                                         | 0  | 4 | 6 |
| Director, steel . . . . .                                                                    | 0  | 1 | 6 |
| Ditto German silver-plated . . . . .                                                         | 0  | 2 | 6 |
| Ditto Silver, extra stout . . . . .                                                          | 0  | 4 | 6 |
| Dressing Forceps, spring . . . . .                                                           | 0  | 2 | 6 |



FIG. 129.

|                                                     |   |   |   |
|-----------------------------------------------------|---|---|---|
| Exploring Needle, in ivory case, Fig. 129 . . . . . | 0 | 3 | 6 |
| Ditto in tortoiseshell . . . . .                    | 0 | 3 | 0 |

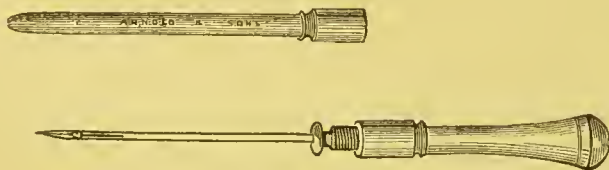


FIG. 130.

|                                                                                |   |   |   |
|--------------------------------------------------------------------------------|---|---|---|
| Exploring Trocar, with silver Canula, in ivory, four sizes, Fig. 130 . . . . . | 0 | 7 | 6 |
| Exploring Needle and Liston's Scoop, in ivory case . . . . .                   | 0 | 5 | 0 |
| Female Catheter, electro-plated . . . . .                                      | 0 | 4 | 6 |
| Ditto ditto silver . . . . .                                                   | 0 | 6 | 0 |
| Ditto ditto silver sliding . . . . .                                           | 0 | 6 | 0 |
| Ditto ditto with stopcock . . . . .                                            | 0 | 7 | 6 |
| Ditto ditto Dr. Shephard's, with india-rubber tubing complete . . . . .        | 0 | 7 | 6 |



FIG. 131.

|                                                                       |   |   |   |
|-----------------------------------------------------------------------|---|---|---|
| Finger Knife, in tortoiseshell, with French catch, Fig. 131 . . . . . | 0 | 5 | 6 |
|-----------------------------------------------------------------------|---|---|---|



FIG. 132.

|                                                            |    |   |   |   |
|------------------------------------------------------------|----|---|---|---|
| Finger Saw, in tortoiseshell, with French catch as Fig.132 | £0 | 6 | 6 |   |
| Gum Lancet, in tortoiseshell                               |    | 0 | 2 | 6 |
| Ditto ditto with spring back                               |    | 0 | 4 | 6 |
| Ditto ditto ditto and French catch                         |    | 0 | 5 | 6 |




FIG. 133.

|                                                                            |  |   |   |   |
|----------------------------------------------------------------------------|--|---|---|---|
| Gum Lancet and Tenaculum, in tortoiseshell, with French catch, as Fig. 133 |  | 0 | 8 | 6 |
|----------------------------------------------------------------------------|--|---|---|---|



FIG. 134.

|                                                                  |  |   |   |   |
|------------------------------------------------------------------|--|---|---|---|
| Hernia Bistoury, in tortoiseshell, with spring back, as Fig. 134 |  | 0 | 6 | 6 |
|------------------------------------------------------------------|--|---|---|---|

Ligature Silk, Arnold and Sons' improved, possesses the following advantages over all existing silks hitherto manufactured:—Pure silk and free from all dressing or colouring matter; will not kink or curl under any circumstances; immense strength, and being plaited, will tie securely without untwisting.

Tablet, with four assorted sizes of silk wound thereon, in neat paper case complete
  | 0 | 1 | 6 |

Extract from the *Lancet*, October 15th, 1870, page 556:—"We have been supplied with a specimen of this cord, which appears to us to be very good."

*British Medical Journal*, October 8th, 1870, page 393:—"Its recommendations are that it does not twist or curl when used, like the ordinary silk."

*Medical Times and Gazette*, October 15th, 1870, page 465:—"It is of a plaited texture, very strong, and is free from all dressing or colouring matter."

*Medical Press and Circular*, October 12th, 1870, page 300:—"We have seen a sample of this substance, made by Messrs. Arnold and Sons, and can strongly recommend it. We hope some of it may be sent out to the French at the seat of war."

|                                                                                                                     |  |   |    |   |
|---------------------------------------------------------------------------------------------------------------------|--|---|----|---|
| Paget's Knife, in tortoiseshell, with French catch                                                                  |  | 0 | 5  | 6 |
| Pocket Cases, Russia or Morocco, lined silk velvet, with silver-gilt chased locks, 7s. 6d., 10s. 6d., 12s. 6d., and |  | 0 | 15 | 0 |
| Portable Male and Female Catheter, united, plated                                                                   |  | 0 | 7  | 6 |
| Ditto ditto ditto stout silver                                                                                      |  | 0 | 16 | 6 |

|                                                                                                    |    |   |   |
|----------------------------------------------------------------------------------------------------|----|---|---|
| Portable Male and Female Catheter, with Epistaxis Plug,<br>solid silver, in morocco case . . . . . | £1 | 5 | 0 |
| Probes, silver . . . . .                                                                           | 0  | 1 | 0 |
| Ditto extra strong . . . . .                                                                       | 0  | 1 | 6 |



FIG. 135.

|                                                                                         |   |   |   |
|-----------------------------------------------------------------------------------------|---|---|---|
| Scalpel and Finger Knife, in tortoiseshell, with French<br>catch, as Fig. 135 . . . . . | 0 | 8 | 6 |
|-----------------------------------------------------------------------------------------|---|---|---|



FIG. 136.

|                                                                              |   |   |   |
|------------------------------------------------------------------------------|---|---|---|
| Scalpel, Double, with spring back and French catch, as<br>Fig. 136 . . . . . | 0 | 8 | 6 |
| Scalpel, in tortoiseshell handle . . . . .                                   | 0 | 2 | 6 |
| Ditto ditto with spring back . . . . .                                       | 0 | 4 | 6 |
| Ditto ditto ditto and French catch . . . . .                                 | 0 | 5 | 6 |

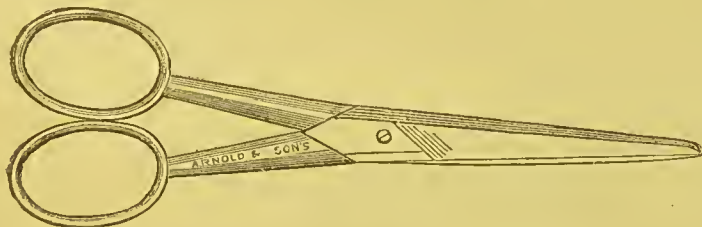


FIG. 137.

|                                        |   |   |   |
|----------------------------------------|---|---|---|
| Scissors, Dressing, Fig. 137 . . . . . | 0 | 2 | 6 |
|----------------------------------------|---|---|---|




FIG. 138.

|                                                       |   |   |   |
|-------------------------------------------------------|---|---|---|
| Scissors, Dressing, curved, small, Fig. 138 . . . . . | 0 | 3 | 6 |
|-------------------------------------------------------|---|---|---|

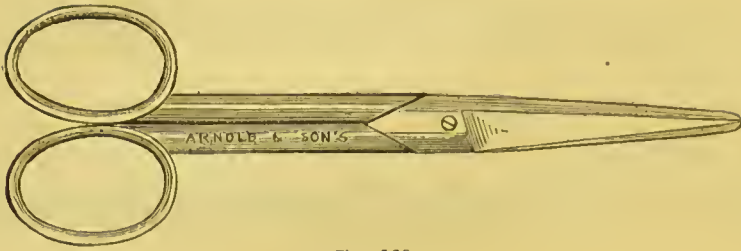


FIG. 139.

Scissors, probe-pointed, Fig. 139 . . . . . £0 3 6

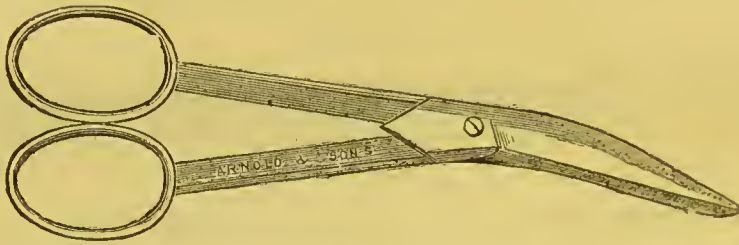


FIG. 140.

|                                                                                                                  |   |    |   |
|------------------------------------------------------------------------------------------------------------------|---|----|---|
| Scissors, curved, large, Fig. 140 . . . . .                                                                      | 0 | 4  | 6 |
| Seton Needle, in tortoiseshell handle . . . . .                                                                  | 0 | 3  | 6 |
| Shuter's Portable Epistaxis Canula, Gunshot Probe,<br>Director, and ordinary Probe combined, in silver . . . . . | 0 | 10 | 6 |
| This set is very portable, and can be carried in the pocket case or<br>waistcoat pocket.                         |   |    |   |
| Spatula, steel . . . . .                                                                                         | 0 | 1  | 0 |
| Ditto electro-plated . . . . .                                                                                   | 0 | 2  | 6 |
| Ditto electro-plated and chased . . . . .                                                                        | 0 | 2  | 6 |
| Ditto silver, Hall-marked . . . . .                                                                              | 0 | 10 | 0 |
| Syme's Abscess Knife, in tortoiseshell handle . . . . .                                                          | 0 | 3  | 0 |
| Ditto ditto ditto with spring back . . . . .                                                                     | 0 | 4  | 6 |
| Ditto ditto ditto ditto and<br>French catch . . . . .                                                            | 0 | 5  | 6 |
| Syme's Abscess Knife and Gum Lancet, in tortoiseshell,<br>with spring back and French catch . . . . .            | 0 | 8  | 6 |
| Tenaculum, in tortoiseshell handle . . . . .                                                                     | 0 | 2  | 6 |
| Ditto ditto with spring back . . . . .                                                                           | 0 | 4  | 6 |
| ditto ditto ditto and French catch . . . . .                                                                     | 0 | 5  | 6 |
| Tenaculum and Aneurism Needle, spring back, French<br>catch . . . . .                                            | 0 | 8  | 6 |
| Thermometer, Clinical, Arnold and Sons' patent bayonet-<br>joint, in silver case . . . . .                       | 0 | 12 | 6 |
| Ditto ditto ditto German silver case . . . . .                                                                   | 0 | 10 | 6 |
| Ditto ditto in ivory case . . . . .                                                                              | 0 | 8  | 6 |
| Ditto ditto in ebony ditto . . . . .                                                                             | 0 | 8  | 6 |

POST-MORTEM AND DISSECTING  
INSTRUMENTS.

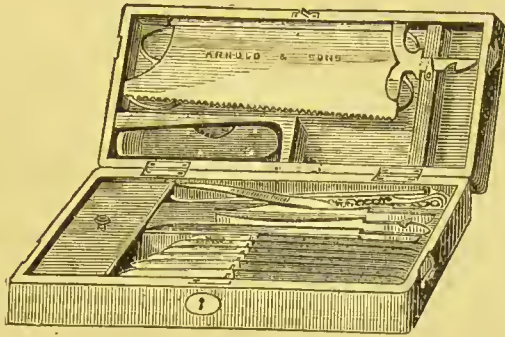


FIG. 141.

Dissecting Instruments, in mahogany case, polished inside, containing—

- Four Scalpels, in ebony handles.
- One-pair Scissors.
- Dissecting Forceps.
- Blowpipe, German silver.
- Set Chain Hooks.

|                              |           |         |
|------------------------------|-----------|---------|
| The above, set complete      | . . . . . | £0 16 0 |
| Ditto ditto in ivory handles | . . . . . | 0 18 6  |



Superior Dissecting Instruments, in mahogany case, polished throughout, containing—

- Six Scalpels, in ebony handles.
- One-pair Large Dissecting Scissors.
- One-pair Small ditto.
- Dissecting Forceps, Large.
- Blowpipe, German silver.
- Set of Chain Hooks.

|                              |           |       |
|------------------------------|-----------|-------|
| The above set, complete      | . . . . . | 1 1 0 |
| Ditto ditto in Ivory handles | . . . . . | 1 5 0 |



Complete set of Dissecting Instruments, in mahogany case, and polished throughout, containing—

- Six Scalpels, in ebony handles.

|                                         |         |
|-----------------------------------------|---------|
| Large pair best Dissecting Scissors.    |         |
| Small ditto.                            |         |
| Pair of Superior Spring Forceps.        |         |
| Dr. Nicholl's Improved Blowpipe.        |         |
| Dr. Thomas's Improved Dissecting Hooks. |         |
| The above set, complete . . . . .       | £1 11 6 |
| Ditto ditto in ivory handles . . . . .  | 1 15 0  |

~~~~~

Post-mortem Instruments, in mahogany case, as Fig. 141, containing—

| | |
|---|-------|
| Saw, Cartilage Knife, Catlin and Chisel, fitting one spring socket, ebony handle. | |
| Spring Forceps. | |
| Pair of Strong Post-mortem Scissors. | |
| Three Scalpels, in ebony handles. | |
| Set of Chain Hooks. | |
| The above, complete | 2 5 0 |

~~~~~

Mahogany case, brass-bound, and polished throughout, containing—

|                                                                                   |       |
|-----------------------------------------------------------------------------------|-------|
| Large Saw, Cartilage Knife, Catlin, and Chisel, fitting one spring socket handle. |       |
| Two Scalpels.                                                                     |       |
| Pair of Strong Post-mortem Scissors.                                              |       |
| Post-mortem Hammer.                                                               |       |
| Tripod.                                                                           |       |
| Pair of Spring Forceps.                                                           |       |
| Set of Chain Hooks.                                                               |       |
| Three Needles.                                                                    |       |
| The above, complete . . . . .                                                     | 3 0 0 |

~~~~~

Mahogany brass-bound case, polished throughout, containing—

| | |
|---|--|
| Large Saw, Cartilage Knife, Catlin, and Chisel, fitting one spring socket handle. | |
| Six Scalpels, in ebony handles. | |
| Brain Knife ditto. | |
| Pair of Strong Scissors. | |
| Post-mortem Hammer, in ebony handles. | |
| Tripod. | |
| Spring Forceps. | |
| Pair of Bowel Scissors. | |

Set of Chain Hooks.
Blowpipe, German Silver.
Six Needles.

The above, complete £4 4 0

A superior Mahogany case, brass-bound, with side hooks, and polished throughout, containing—

Extra strong Post-mortem Saw.
Double Spine Saw.
Post-mortem Hammer.
Strong Chisel, with cross handle.
Spine Chisel.
Brain Knife.
Six Scalpels, in ebony handles.
Pair of Strong Scissors.
Bowel Scissors.
Two Cartilage Knives.
Two Spring Forceps.
Sharp Hook.
Post-mortem Head-rest
Six Needles.
Set of Chain Hooks.
Dr. Nicholl's Blowpipe.

The above, complete 7 15 0

Blowpipe, German Silver 0 1 6
Blowpipe and Stilette, by Mr. Nicholls 0 3 6

Extract from the *Lancet*, January 21st, 1871 :—"The blowpipe now in use is continually getting blocked up in consequence of the necessity of having to thrust it through animal tissues."

Extract from the *British Medical Journal*, March 4th, 1871 :—"An improved form of blowpipe for dissecting purposes has been devised by Mr. Nicholls, and is manufactured by Messrs. Arnold and Sons, of West Smithfield. The instrument, if not used for dissection, may be employed as an ordinary trocar and canula."

| | | |
|---|-------------|--------|
| Bowel Scissors | 7s. 6d. and | 0 8 6 |
| Brain Knife, in ebony handle | | 0 5 0 |
| Cartilage Knife | | 0 4 0 |
| Cartilage Nippers, extra strong | | 0 18 6 |
| Chain Hooks | per set | 0 2 0 |
| Dissecting Forceps | 2s. and | 0 2 6 |
| Dissecting Hooks | per set | 0 2 0 |
| Ditto Perrin's | ditto | 0 5 6 |
| Ditto Mr. W. Thomas's (vide <i>Lancet</i> , Sept. 17, 1870) | | 0 5 0 |

| | | | | |
|-------------------------------|----------|----|---|---|
| Gloves, Post-mortem | per pair | £0 | 6 | 6 |
| Hammer and Chisel | | 0 | 8 | 6 |

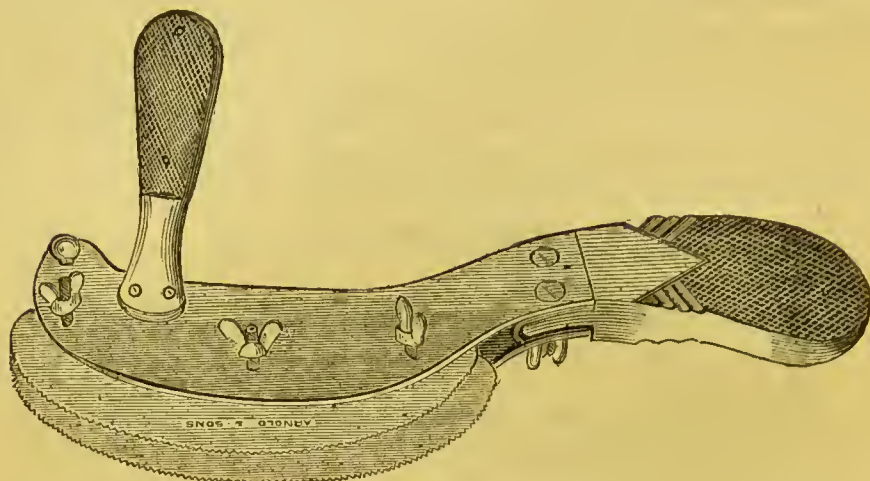


FIG. 142.

| | | | |
|---|---------|----|---|
| Saw, Charrier's Double, for the Spine, Fig. 142 | 2 | 5 | 0 |
| Saw, Post-mortem, with rounded point | 0 | 14 | 0 |
| Ditto with jointed handle | 0 | 16 | 0 |
| Scalpel, in ebony handle | 0 | 2 | 0 |
| Scissors, Post-mortem, extra strong | 3s. and | 0 | 3 |
| Skull-rests | 0 | 10 | 6 |

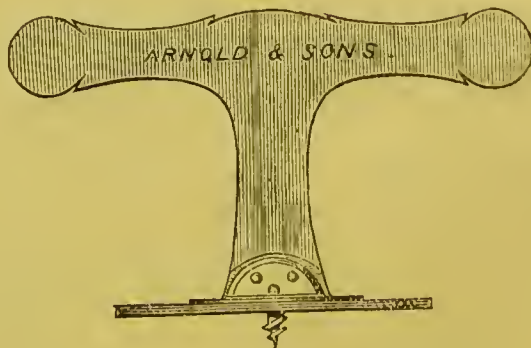


FIG. 143.

| | | | |
|--|---|---|---|
| Skull Tractor and Drill (Post-mortem), by Richard Davy, Esq. | 1 | 0 | 0 |
|--|---|---|---|

Extract from *New Inventions in Surgical Mechanisms* :—"Reflecting medical men must be often surprised at the clumsy and dangerous method still practised for removing the skull cap in the post-mortem theatre. I have used the instruments here shown very many times, and recommend them for convenience, safety, and temporal economy."

| | | | |
|-----------------------------|----|---|---|
| Spine Chisel | £0 | 5 | 0 |
| Ditto very strong | 0 | 8 | 0 |

~~~~~

**EYE INSTRUMENTS.**

No. 1. Leather case, containing—

- Cataract Knife.
- Pair Iris Scissors.
- Iris Forceps.
- Cilia Forceps.
- Curette and Hook.
- Tyrrell's Hook.
- Two Needles.
- Two Lachrymal Probes.
- Spring Speculum.

The above set, in ivory handles . . . . . 2 10 0

~~~~~

No. 2. Morocco case, lined silk velvet, containing—

- White Cooper's Cataract Knife.
- Beer's ditto ditto.
- Beer's Needle for Solution.
- Saunders' ditto.
- Scarpa's ditto.
- Tyrrell's Hook.
- Silver Hook and Curette.
- Adam's Eyelid Retractor.
- Two pairs Maunoir's Scissors, right and left.
- Set of Bowman's Lachrymal Probes.
- Critchett's Director for the Canaliculus.
- Pair Cilia Forceps.
- Pair Iris Forceps.

The above set, in ivory handles, complete 3 12 0

No. 3. Handsome Morocco case, lined silk velvet, containing—

White Cooper's Cataract Knife.
 Beer's ditto ditto.
 Dixon's ditto ditto.
 Two Sichel's ditto.
 Two Scarpa's Needles.
 Two Saunders' ditto.
 Two Beer's ditto.
 Walton's Foreign Body Scoop.
 Walton's Curette and Hook.
 Tyrrell's Hook.
 Schuff's Double Spoon.
 Two pairs Maunoir's Scissors, right and left.
 Cilia Forceps.
 Two Iris Forceps, curved and straight.
 Set of Bowman's Probes, in case.
 Critchett's Director for the Canaliculus, in ivory handle.
 Adam's Speculum.
 Gilt wire Spring Speculum.

The above set in ivory handles, complete £6 10 0

No. 4. Superior Mahogany case, lined silk velvet, containing—

One Dixon's Cataract Knife.
 Two Sichel's ditto.
 Silver Curette and Hook.
 Tyrrell's Hook.
 Canaliculus Knife.
 Set of Bowman's Probes, in case.
 Critchett's Director.
 Iridectomy Knife, broad.
 Iridectomy Knife, narrow.
 Critchett's Knife.
 Broad Cutting Needle.
 Bowman's Stop ditto.
 Two Scarpa's ditto.
 Two Beer's ditto.
 Two Dalrymple's ditto.
 Two Small Scalpels.
 Spatula.
 Entropium Forceps, Improved.
 Schuff's Forceps.
 Iris Forceps, curved.
 Iris Forceps, straight.
 Cilia Forceps.
 Scissors for the Canaliculus.

Two pairs Maunoir's Scissors, right and left.
 Strabismus Scissors.
 Spring Specula, with slide.
 Strabismus Hook.
 Strabismus Forceps.
 Lever Canula Instrument with Scissors and Forceps.

The above set in ivory handles, complete £12 7 6



No. 5. Extra superior Mahogany case, brass-bound, and lined silk velvet, containing—

Two Sichel's Cataract Knives.
 One Secondary ditto.
 One Weber's Canaliculus Knife.
 Four Graefe's Knives.
 Two short Needles.
 Two Stop ditto.
 Two broad ditto, two sizes.
 One Scarpa's ditto.
 One Tyrrell's ditto.
 One Spatula.
 One Lens Hook.
 One Double Platinum Iris Hook.
 One Curette and Cystatome.
 Three curved Iridectomy Knives.
 One Macnamara's ditto.
 One ordinary straight ditto.
 One Critchett's and Schuft's Spoon.
 One Bowman's ditto.
 One Hulke's Needle.
 One Cowell's Strabismus Hook.
 Set of Bowman's probes, in case.
 One pair Improved Entropium Forceps, right.
 One ditto ditto left.
 One ditto Iris Forceps, curved.
 One ditto ditto straight.
 One ditto Schuft's Forceps.
 One ditto Cilia Forceps.
 Two ditto Maunoir's Scissors, right and left.
 One ditto Canaliculus ditto.
 One ditto Strabismus ditto.
 One Arnolds' Improved Eyelid Retractor.
 One Walton's Eyelid Retractor.
 Arnold and Sons' Improved Ophthalmoscope.
 Anel's Eye Syringe, electro-plated.

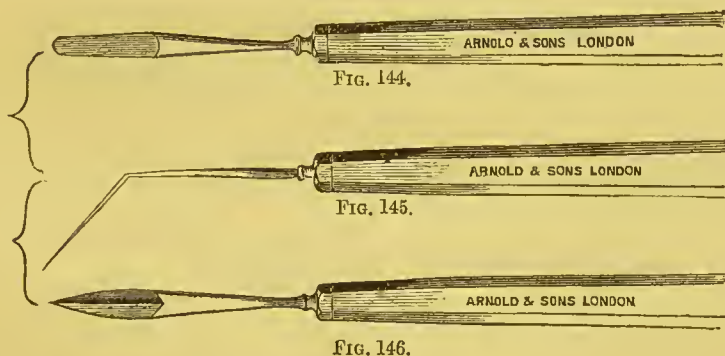
The above set, in ivory handles, complete 15 15 0

No. 6. Handsome Walnut Wood case, brass-bound and lined silk velvet, containing—


- One straight Iridectomy Knife.
- Three angular ditto.
- One Heart-shaped ditto.
- One Beer's Cataract Knife.
- One Sichel's ditto.
- One Dixon's ditto.
- Two Graefe's Extraction Knives.
- One Walton's Knife.
- One Strabismus ditto.
- One Desmarre's ditto.
- One small Scalpel.
- One Weber's Canaliculus Knife.
- One Bowman's Puncture ditto.
- Two Taylor's Angular Knives.
- One Graefe's Vulcanite Curette.
- Three Desmarre's Eye-lid Retractors (of sizes).
- One Critchett's Double Spoon.
- One Bowman's ditto.
- One Taylor's Vectis.
- One double Strabismus Hook.
- One Cautery Fistula Lachrymalis.
- Two Graefe's Strabismus Hooks.
- Two ditto Cystatomes, right and left.
- One Bowman's Spud.
- One Walton's Gouge.
- One Hulke's Suture Needle.
- Two Beer's Needles.
- One Bowman's Decision Needle.
- One Dalrymple's fine ditto.
- One Stop Needle.
- Three broad Needles.
- One Scarpa's Needle.
- One Tyrrell's Scarpa's ditto.
- One round Lens Hook.
- One Tyrrell's Hook.
- One Strabismus Director.
- One Curette and Sharp Hook.
- Seven pairs Iris Forceps, various patterns.
- One Improved Capsular Forceps.
- One ditto Scissors.
- One pair Liebreich's Forceps, cross action.
- Three ditto Cilia Forceps.
- One ditto Entropium Forceps, improved.
- Two ditto Desmarre's Entropium ditto, right and left.
- One ditto Wylde's ditto Forceps.
- One ditto Scissors, straight, fine-pointed.

- One pair Scissors, blunt-pointed.
- One ditto ditto curved on flat, fine-pointed.
- One ditto ditto blunt-pointed.
- One ditto ditto double-curved Maunoir's, right.
- One ditto ditto ditto left.
- One ditto ditto side-curved.
- One ditto ditto sickles-curved.
- One Arnolds' Eyelid Retractor.
- One Critchett's ditto.
- One Bowman's ditto.
- One Anel's Eye Syringe, plated.
- One set Lachrymal Bougies, in plated case.
- Two sets Walton's Probes, in plated case.
- Six Ware's Styles, silver.
- Greenslade's Canaliculus Knife and Director combined.
- Needles, Silk, &c.

The above set, in ivory handles, complete £30 0 0



| | | | | | |
|---|---|---|---|---|---|
| Angular Knife, Taylor's sharp point, Fig. 146 | . | . | 0 | 4 | 6 |
| Ditto ditto round point, Fig. 144 | . | . | 0 | 4 | 6 |
| Bistoury for Fistula Lachrymalis, Walton's | . | . | 0 | 4 | 6 |
| Bistoury, Walton's | . | . | 0 | 4 | 0 |



Canaliculus Knife, Weber's, Fig. 147 0 5 0



Canaliculus Knife, Weber's Improved, Fig. 148 0 5 0



FIG. 149.

| | | |
|---|-------|---------|
| Capsular Forceps, with needle-point, Fig. 149 | . . . | £1 10 0 |
| Ditto ditto (Lithotrite pattern) | . . . | 1 10 0 |
| Ditto ditto ditto with cutting point | . . . | 1 10 0 |



FIG. 150.

| | | |
|--|-------|--------|
| Capsular Scissors, sharp-pointed, Fig. 150 | . . . | 1 10 0 |
| Ditto, Wyld's, with lever | . . . | 1 15 0 |

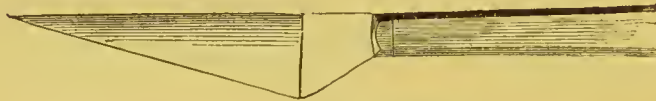


FIG. 151.

| | | |
|----------------------------------|-------|-------|
| Cataract Knife, Beer's, Fig. 151 | . . . | 0 4 6 |
|----------------------------------|-------|-------|



FIG. 152.

| | | |
|-----------------------------------|-------|-------|
| Cataract Knife, Dixon's, Fig. 152 | . . . | 0 4 6 |
|-----------------------------------|-------|-------|



FIG. 153.

| | | |
|------------------------------------|-------|-------|
| Cataract Knife, Graefe's, Fig. 153 | . . . | 0 4 6 |
|------------------------------------|-------|-------|



FIG. 154.

| | | |
|------------------------------------|-------|-------|
| Cataract Knife, Sichel's, Fig. 154 | . . . | 0 4 6 |
| Ditto, Walton's | . . . | 0 4 6 |



FIG. 155.

Cataract Knife, White Cooper's, Fig. 155 £0 4 6



FIG. 156.

Cautey for Fistula Lachrymalis, Fig. 156 0 5 0

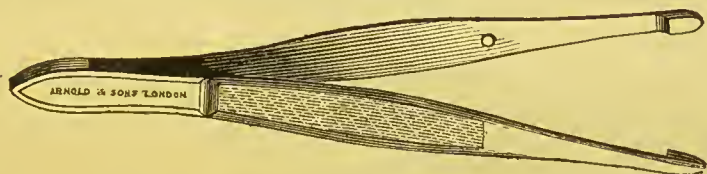


FIG. 157.

Cilia Forceps, Fig. 157 0 4 0



FIG. 158.

Curette, Vulcanite, Fig. 158 0 5 0



FIG. 159.

Cystatome, Graefe's, left, Fig. 159 0 4 0



FIG. 160.

Cystatome, Graefe's, right, Fig. 160 0 4 0
 Cystatome and Curette, Graefe's 0 7 6



FIG. 161.

Double Spoon (in one handle), Critchett's, Fig. 161 . . . £0 7 0



FIG. 162.

| | | | | |
|---|-------|---|----|---|
| Double Spoon (in one handle), Bowman's Fig. 162 | . . . | 0 | 7 | 0 |
| Double Silver Spoon, Schuff's | . . . | 0 | 12 | 6 |
| Director for Strabismus, Guthrie's | . . . | 0 | 4 | 0 |
| Ditto for the Canaliculus, Critchett's | . . . | 0 | 3 | 0 |
| Double Spud, Bowman's | . . . | 0 | 6 | 6 |



FIG. 163.

Entropium Forceps, Desmarre's, right, Fig. 163 . . . 0 8 0

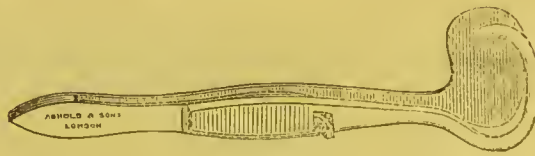


FIG. 164.

Entropium Forceps, Desmarre's, left, Fig. 164 . . . 0 8 0



FIG. 165.

| | | | | |
|--|-------|---|---|---|
| Entropium Forceps, improved cross action, Fig. 165 | . . . | 0 | 8 | 0 |
| Ditto White Cooper's | . . . | 0 | 8 | 0 |

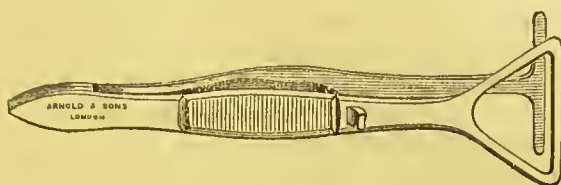


FIG. 166.

Entropium Forceps, Wyld's, Fig. 166 £0 8 0



FIG. 167.

Eye Compress, Greenslade's, Fig. 167 0 15 0

By means of the above instrument a soft level compress affixed to the frame can be applied to the eye without the necessity of using any bandage.

| | |
|---|-------|
| Eye Douche, Bowman's | 0 5 0 |
| Ditto ditto in leather case | 0 6 6 |
| Eye Drop-bottle, Chalk's | 0 2 0 |
| Ditto ditto improved, in case | 0 6 0 |



FIG. 168.

Eye Fountain, Arnold and Sons' Improved Double-action, in morocco case, lined velvet, Fig. 168 0 14 0

| | |
|--|---------|
| Eye Fountain, Arnold and Sons' Improved Double-action, electro-plated, in morocco case, lined with velvet . . . | £0 17 6 |
| Ditto Arnold and Sons' Single Action . . . | 0 7 6 |
| Ditto ditto electro-plated . . . | 0 12 6 |
| Ditto Savory and Moore's . . . | 0 14 0 |
| Eyelid Compressor, right and left, Lawrence's . . . each | 0 12 0 |
| Ditto for the lower lid ditto . . . | 0 10 6 |
| Ditto right and left, Snellin's . . . each | 0 12 0 |

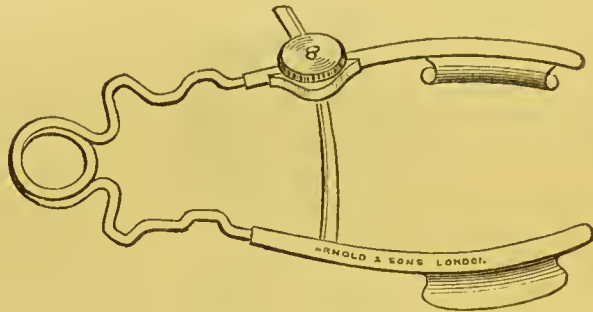


FIG. 169.

| | |
|---|-------|
| Eyelid Retractor, with Stop Screw, Fig. 169 | 0 6 6 |
|---|-------|

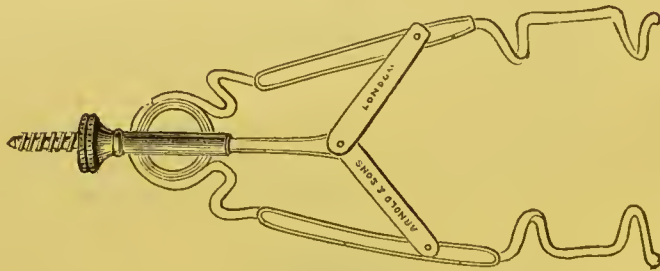


FIG. 170.

| | |
|---|-------|
| Eyelid Retractor, Arnold and Sons' Improved, Fig. 170 . . . | 0 7 6 |
| Ditto Adam's | 0 3 6 |
| Ditto Bowman's | 0 3 6 |
| Ditto Critchett's | 0 6 6 |
| Ditto Pellier's | 0 5 6 |
| Ditto Walton's | 0 7 6 |



FIG. 171.

| | |
|---|-------|
| Eyelid Retractor, large, Desmarre's, Fig. 171 | 0 5 0 |
|---|-------|



FIG. 172.

Eyelid Retractor, medium, Desmarre's, Fig. 172 . . . £0 4 6



FIG. 173.

Eyelid Retractor, small, Desmarre's, Fig. 173 . . . 0 4 0
 Eyeshade, Arnold and Sons' Improved . . . 0 5 0

NOTE.—This eyeshade is fitted with head spring and small pad resting on the forehead, to which is attached a small socket adjustable at any angle required.

Eyeshade, single, covered silk 0 0 6
 Ditto double 0 1 0
 Ditto Patent Occhiombra, or Transparent, Calken's . 0 5 6
 Ditto ditto double texture 0 6 6
 Ditto ditto double texture 0 7 6
 Cases for ditto 0 0 6

NOTE.—This eyeshade is made with a very light framework of metal, over which is strained a very fine transparent fabric. They are made in various colours to suit the requirements of those whose eyes require a blue, green, or neutral tint.

Eye Syringe, with bone jet 0 2 6
 Eye Syringe, with Gold Probe (Anel's Silver), in morocco
 case 2 0 0
 Ditto ditto Electro-plated 1 5 0

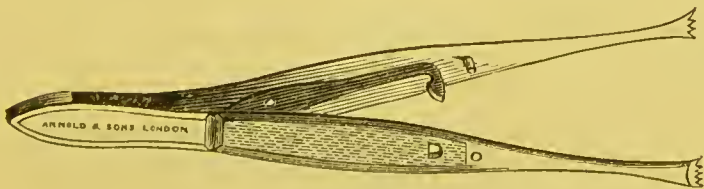


FIG. 174.

Fixation Forceps, Fig. 174 0 7 0




FIG. 175.

Greenslade's Instrument for Slitting the Punctum Lachrymale and Canaliculus, complete with Probe, in Leather Case, Fig. 175 £0 15 0

Extract from *British Medical Journal*, June 14th, 1873 :—" Mr. Greenslade has lately invented a little instrument which will certainly prove very useful in ophthalmic surgery. By this simple contrivance it will be seen that all danger is obviated of wounding other structures than those required to be divided in opening the duct¹; an incident hitherto liable to occur with an unruly patient."

Extract from Dr. Bell's *Manual of Surgical Operation*, 3rd edit., page 150 :—" Mr. Greenslade has invented a very ingenious little instrument, of which, through his kindness, I am able to show a woodcut, Fig. 175, for slitting up the canaliculus without having to fit the knife in the groove."

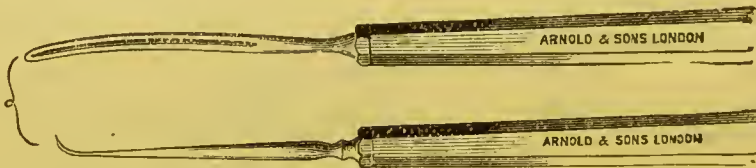


FIG. 176.

| | | | |
|--------------------------------------|---|---|---|
| Hook and Curette, Fig. 176 | 0 | 6 | 6 |
| Hook, Double | 0 | 4 | 0 |
| Hook, Desmarre's | 0 | 4 | 0 |



FIG. 177.

| | | | |
|---|---|---|---|
| Hook for steadying the Eyeball, in Strabismus, straight, Fig. 177 | 0 | 5 | 0 |
|---|---|---|---|



FIG. 178.

| | | | |
|---|---|---|---|
| Hook for steadying the Eyeball, angular, Fig. 178 | 0 | 5 | 0 |
|---|---|---|---|



FIG. 179.

Hook, Lens, Fig. 179 £0 4 0



FIG. 180.

Hook, Tyrrell's, Fig. 180 0 4 0



FIG. 181.

Iridectomy Knife, Jaeger's Straight, broad and narrow,
Fig. 181 0 5 0

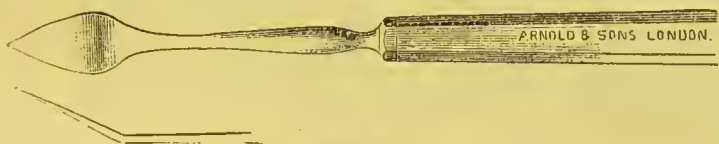


FIG. 182.

Iridectomy Knife, angular, with rounded shoulders, Fig. 182 0 5 0

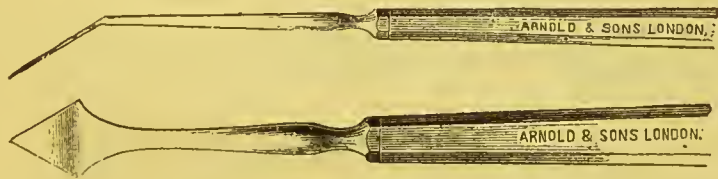


FIG. 183.

Iridectomy Knife, angular, Fig. 183 0 5 0
 Ditto Knife for the extraction of the soft lens,
 Walker's 0 5 0
 Ditto for the Lachrymal Duct, Walton's 0 5 0




FIG. 184.

Iris Forceps, curved, Fig. 184 0 5 0




FIG. 185.

Iris Forceps, half curved, Fig. 185 £0 5 0




FIG. 186.

Iris Forceps, straight, Fig. 186 0 4 6




FIG. 187.

| | | | |
|---|---|----|---|
| Iris Forceps, Liebreich's Improved Cross-action, Fig. 187 | 1 | 10 | 0 |
| Knife, Critchett's | 0 | 4 | 0 |
| Do., Walker's | 0 | 4 | 0 |
| Do., Tyrrell's | 0 | 4 | 0 |



FIG. 188.

| | | | |
|---|---|---|---|
| Lachrymal Duct Knife, Walton's, Fig. 188 | 0 | 4 | 0 |
| Lachrymal Bougies, Laminaria Digitala per set | 0 | 3 | 0 |




FIG. 189.

Lens Pricker, with platina stem and steel point, Fig. 189 0 5 6



FIG. 190.

Needle, Bowman's Long Suture, Fig. 190 0 5 0



FIG. 191.

Needle, Bowman's Stop, Fig. 191 £0 4 0



FIG. 192.

Needle, Broad-cutting, Fig. 192 0 4 0




FIG. 193.

Needles, Cataract; various patterns, Fig. 193 0 4 0



FIG. 194.

Needle for reclinatioon, Scarpa's, Fig. 194 0 4 0



FIG. 195.

Needle, Grooved Tattooing, Fig. 195 0 4 0
 Ditto, Walton's 0 4 0
 Ditto, Dalrymple's 0 4 0



FIG. 196.

Needle, Jacob's curved, Fig. 196 0 4 0
 Ditto, Jacob's straight 0 4 0



FIG. 197.

Needle for solution, Beer's, Fig. 197 0 4 0




FIG. 198.

Needle for solution, Saunders', Fig. 198 0 4 0
 Needle, Hulke's Suture 0 5 0




FIG. 199.

Ophthalmoscope, Arnold and Sons' Improved, with shifting Diaphragm, and six Lenses, complete, in case, Fig. 199 £1 1 0

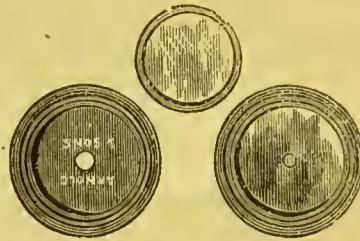


FIG. 200.

Ophthalmoscope, Arnold and Sons' Improved Portable, in vulcanite case, for the pocket, Fig. 200, 10s. 6d. and

| | | | | |
|-------|-------------|---|----|---|
| | | 0 | 12 | 6 |
| Ditto | Coccini's | . | . | . |
| Ditto | Critchett's | . | . | . |
| Ditto | Zehender's | . | . | . |
| | | 1 | 1 | 0 |
| | | 1 | 4 | 0 |

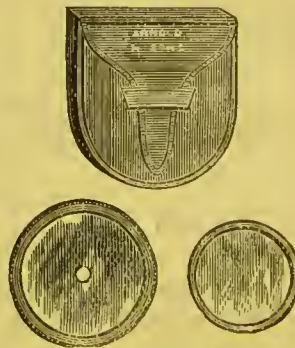


FIG. 201.

Ophthalmoscope, Bader's, in leather case, Fig. 201
12s. 6d. and 0 15 0




FIG. 202.

Ophthalmoscope, Beale's self-illuminating, in Mahogany case complete as, Fig. 202 £2 2 0




FIG. 203.

Ophthalmoscope by Professor Brown, with Lenses, &c., in leather case, complete, Fig. 203 1 1 0
 Ditto Carter's small, for direct examinations 1 1 0
 Ditto ditto Demonstrating 6 6 0




FIG. 204.

| | | | |
|---|----|---|---|
| Ophthalmoscope, Liebreich's, with Lenses, complete, in leather case, Fig. 204 | £1 | 0 | 0 |
| Ditto Soelberg Wells' Portable, with lenses, &c., complete in morocco case | 1 | 1 | 0 |




FIG. 205.

| | | | |
|---|---|----|---|
| Ophthalmoscope, with Reflector and Magnifying Lens, in morocco case, Fig. 205 | 0 | 12 | 0 |
| Probe for the Lachrymal Duct, Walton's | 0 | 3 | 0 |
| Probes, Bowman's set of, in metal case | 0 | 8 | 6 |



FIG. 206.

| | | | |
|--|---|---|---|
| Puncture Knife, Bowman's, Fig. 206 | 0 | 4 | 0 |
|--|---|---|---|



FIG. 207.

Scalpels, Various, Fig. 207 £0 4 0




FIG. 208.

Scarifying Knife, Fig. 208 0 4 0
 Ditto Desmarre's 0 5 0
 Schuft's Forceps 0 8 0
 Scissors, Bowman's 0 6 0
 Ditto, Canaliculus 0 7 0




FIG. 209.

Scissors, Eye, curved, Fig. 209 0 7 6




FIG. 210.

Scissors, Eye, straight, Fig. 210 0 6 0




FIG. 211.

Scissors, Maunoir's Iris, right and left, each, Fig. 211 0 7 6

| | | | |
|--|----|---|---|
| Scissors, Maunoir's Iris, curved | £0 | 7 | 6 |
| Ditto, Maunoir's straight | 0 | 6 | 0 |



FIG. 212.

| | | | |
|---|---|---|---|
| Scissors, Strabismus, probe-pointed, Bowman's, Fig. 212 | 0 | 6 | 0 |
|---|---|---|---|

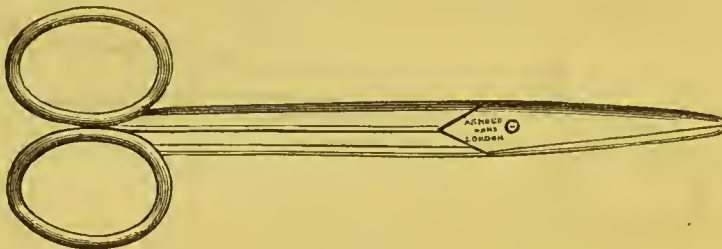


FIG. 213.

| | | | |
|---|---|---|---|
| Scissors, Strabismus, round-pointed, Fig. 213 | 0 | 6 | 0 |
| Ditto ditto Critchett's | 0 | 6 | 0 |



FIG. 214.

| | | | |
|--|---|---|---|
| Secondary Knife, Desmarre's Fig. 214 | 0 | 4 | 6 |
|--|---|---|---|



FIG. 215.

| | | | |
|---|---|----|---|
| Secondary Knife, small, Fig. 215 | 0 | 4 | 0 |
| Silver Eye Syringe, Walton's complete, with Three Pipes, in morocco case | 1 | 17 | 6 |
| Spud, curved, Walton's | 0 | 4 | 0 |
| Spud, Walton's | 0 | 4 | 0 |
| Strabismus Forceps | 0 | 3 | 6 |



FIG. 216.

Strabismus Hook, Bowman's, Fig. 216 £0 3 6



FIG. 217.

| | | | |
|--|---|---|---|
| Strabismus Hook, Cowell's, Fig. 217 | 0 | 4 | 0 |
| Strabismus Knife, Guthrie's | 0 | 4 | 0 |
| ditto Beer's | 0 | 4 | 0 |
| Styles for Fistula Lachrymalis, Ware's | 0 | 1 | 6 |
| Ditto ditto gilt | 0 | 2 | 0 |
| Ditto (hollow), Arnold and Sons' | 0 | 2 | 0 |



FIG. 218.

| | | | |
|--|---|---|---|
| Vector for Extraction of Soft Lens, Taylor's, Fig. 218 | 0 | 7 | 6 |
| Walton's Director | 0 | 4 | 0 |



FIG. 219.

| | | | |
|---|---|---|---|
| Walton's Foreign Body Scoop, Fig. 219 | 0 | 4 | 0 |
|---|---|---|---|



LITHOTOMY AND LITHOTRITY INSTRUMENTS.

Mahogany case, brass bound and lined silk velvet, containing—

Three Steel Thompson's Sounds.

One Female ditto.

Four Lithotomy Staffs.

Two pairs Liston's Forceps.

One ditto, curved.

Two Liston's Knives.

Two Scoops.

Two Elastic Gum Tubes.

Two Web Bandages.

The above, complete £6 15 0

~~~~~

Superior Mahogany case, brass bound and lined silk velvet, containing—

Three Sir H. Thompson's straight Forceps.

One ditto curved ditto.

Three Liston's Knives.

One Sir H. Thompson's Knife.

Four Steel Sounds, Male.

One ditto Female.

Four Lateral Staffs.

Three Median ditto.

Two Hollow Sounds, plated.

Two Scoops.

One Clover's ditto, bent.

Three Silver-mounted Elastic Gum Tubes.

One Searcher.

Syringe and Stop-cock, with Sir H. Thompson's Ball Nozzle for the Bladder.

Pritchard's Leather Cuffs and Anklets.

The case as above . . . . . 13 15 0

~~~~~

Case of Lithotritry Instruments, brass bound and lined silk velvet, containing—

Sir H. Thompson's Lithotrite.

Lithotrite, with Flat Blade (for *débris*).

Lithotrite, with flat Blade (for *débris*), for Children.
 Forceps for removing fragments.
 Silver Catheter, Hall marked.
 Brass Syringe for ditto.

The above, complete £18 18 0



| | |
|--|--------|
| Bistoury, Concealed | 0 15 0 |
| Bladder Syringe and Stop-cock, fitted with Sir H. Thompson's plated Ball Nozzle, in case | 1 6 0 |
| Brass Catheter Syringe | 0 10 6 |
| Calculus Extractor, Hainworth's | 1 1 0 |
| Ditto Luer's | 1 10 0 |
| Ditto Sir A. Cooper's | 1 15 0 |

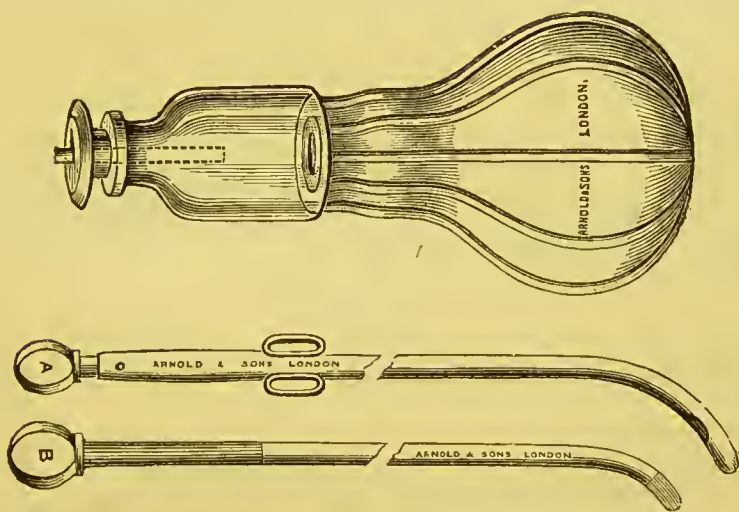


FIG. 220.

| | |
|---|--------|
| Débris Extractor (by suction) Clover's, Fig. 220 | 1 12 0 |
| Dilator, Teale's, three blades, for Median Lithotomy | 2 10 0 |
| Ditto Vincent Jackson's two-bladed ditto | 2 2 0 |
| Double Channel Catheter, Brodie's Silver Hall Marked, for Injecting the Bladder (continuous stream) | 1 10 0 |
| Ditto ditto Arnold and Sons' Improved | 1 14 0 |
| Gorgets, Blunt | 0 6 6 |
| Ditto Cutting | 0 8 6 |
| Instrument for Extracting Foreign Bodies from the Urethra, Leroy D'Etoile's | 1 10 0 |
| Instrument for Extracting small Stones, Ferguson's | 2 2 0 |

| | |
|--------------------------------------|---------|
| Lithoclast, Urethral | £1 16 0 |
| Lithotome, with two blades | 2 17 6 |

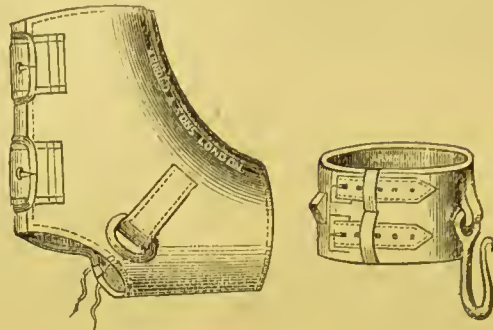


FIG. 221.

| | | |
|---|---------------|--------|
| Lithotomy Bandages, Pritchard's, Fig. 221 | per set | 1 1 0 |
| Ditto Flannel | | 0 1 6 |
| Lithotomy Forceps, Sir H. Thompson's 9s., 11s. 6d., and | | 0 14 0 |
| Ditto Cross Action | 10s. 6d., and | 0 12 6 |

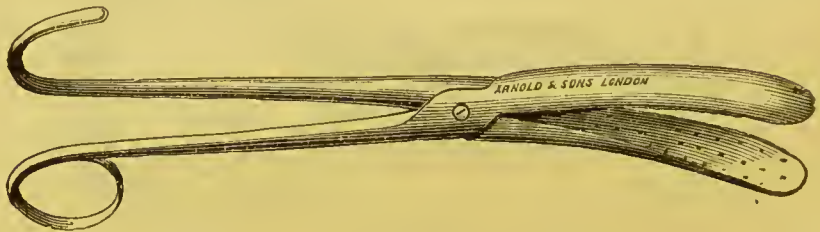


FIG. 222.

| | | |
|---|----------------|--------|
| Lithotomy Forceps, Curved, Fig. 222 | 9s., 10s., and | 0 11 0 |
|---|----------------|--------|

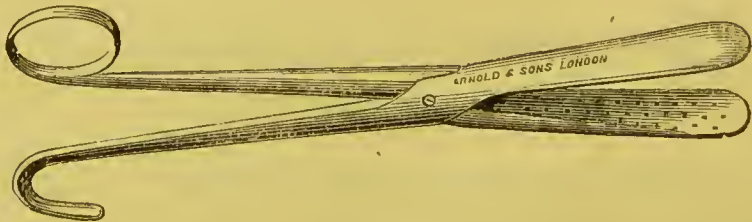


FIG. 223.

| | | |
|---|----------------|--------|
| Lithotomy Forceps, Straight, Fig. 223 | 9s., 10s., and | 0 11 0 |
|---|----------------|--------|



FIG. 224.

| | | |
|--|--|-------|
| Lithotomy Knife, Blizard's, Fig. 224 | | 0 5 6 |
|--|--|-------|




FIG. 225.

Lithotomy Knife, Brodie's, Fig. 225 £0 3 6




FIG. 226.

Lithotomy Knife, Erichsen's, Fig. 226 0 3 6
 Ditto Key's 0 3 6




FIG. 227.

Lithotomy Knife, Liston's, Fig. 227 0 3 6
 Ditto probe point, Ferguson's 0 4 0




FIG. 228.

Lithotomy Knife, Thompson's, Fig. 228 0 5 6
 Ditto Webber's 0 15 0



FIG. 229.

Lithotomy Knife, Wormald's, Fig. 229 0 5 6
 Lithotomy Scoop, three sizes each 0 5 0
 Ditto Clover's Bent 0 5 6
 Ditto Erichsen's 0 6 6
 Ditto Ferguson's double, two sizes, 8s. 6d. and 0 10 6
 Ditto Davy's, with net 0 12 6
 Lithotomy Sound, Steel, solid handles 0 3 6
 Ditto Children's 0 3 6
 Ditto Female 0 3 6
 Ditto ditto Sir H. Thompson's, bulbous 0 3 6



FIG. 230.

Lithotomy Sound, with plated fluted handle, as Fig. 230 0 6 0
 Ditto Sir H. Thompson's, hollow, silver plated 0 15 0

Sounds are made in sizes from Nos. 1 to 14.

| | | | | | |
|---|--------|--|----|----|---|
| Lithotomy Staff, Buchanan's Rectangular | | | £0 | 7 | 6 |
| Ditto ditto | Female | | 0 | 4 | 0 |
| Ditto Liston's Lateral Groove | | | 0 | 7 | 6 |
| Ditto Children's | | | 0 | 6 | 6 |
| Ditto Syme's | | | 0 | 7 | 6 |
| Ditto Teevan's | | | 0 | 5 | 6 |
| Lithotrite, Brodie's | | | 4 | 0 | 0 |
| Ditto Civial's | | | 5 | 10 | 0 |

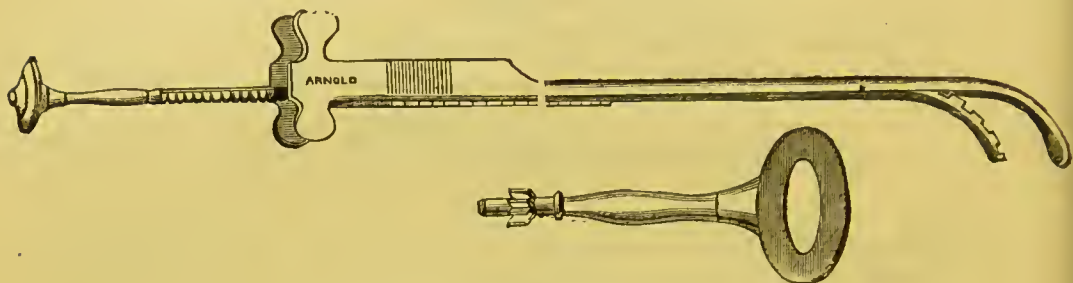


FIG. 231.

| | | | | | |
|---|--|--|---|---|---|
| Lithotrite, Ferguson's Improved, Fig. 231 | | | 4 | 0 | 0 |
|---|--|--|---|---|---|

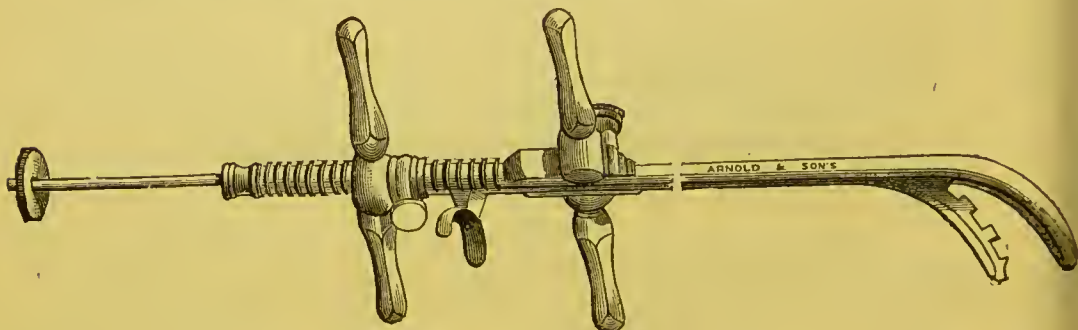


FIG. 232.

| | | | | | |
|---|--|--|---|---|---|
| Lithotrite, with Percussion Rod, Fig. 232 | | | 4 | 4 | 0 |
| Ditto, Liston's Improved | | | 4 | 0 | 0 |
| Ditto, Teevan's Improved | | | 6 | 0 | 0 |



FIG. 233.

| | | | | | |
|--|--|--|---|----|---|
| Lithotrite, Sir. H. Thompson's. (By a simple arrangement the above Lithotrite can instantly be converted from sliding to screw action.) Fig. 233 | | | 5 | 10 | 0 |
|--|--|--|---|----|---|

Lithotrite, Sir H. Thompson's, with flat Blade for *débris* £5 5 0



FIG. 234.

| | | | |
|--|---|---|---|
| Lithotrite, without screw motion, for children, Fig. 234 | 3 | 0 | 0 |
| Nélaton's Instrument for drilling the stone | 4 | 4 | 0 |
| Scoop for extracting fragments from the urethra | 0 | 8 | 6 |
| Silver Catheters, Erichsen's, for <i>débris</i> , with elastic gum stilettes, aperture at end, on the inside of curve, and at the side | 1 | 1 | 0 |
| Tubes, Elastic (silver mounts) | 0 | 3 | 6 |



FIG. 235.

Urethra Forceps, Arnold & Sons' Improved Cross Action 0 15 0




FIG. 236.

Urethra Forceps, Sir H. Thompson's, Fig. 236 0 7 6



CAUSTIC CASES.



FIG. 237.

| | | | | | |
|--|-------|-----------------------|--------|-------|---|
| Arnold and Sons' Seamless Tube, silver Caustic Case, with platina spring holder, adjustable to any size | | | | | |
| Caustic, Fig. 237 | | | small | £0 12 | 0 |
| Ditto | ditto | ditto | medium | 0 15 | 0 |
| Ditto | ditto | ditto | large | 0 17 | 6 |
| Ebony Caustic Case, with silver holder | | | | 0 3 | 6 |
| Ditto Speculum Case, fitted with silver Caustic Holder (palladium), Sponge Holder and Scarifying Lancet, complete | | | | 0 12 | 6 |
| Electro-plated Caustic Case | | | | 0 3 | 6 |
| Ditto | ditto | with Exploring Needle | | 0 7 | 6 |
| Ditto | ditto | with Sponge Holder | | 0 7 | 6 |
| Ivory Caustic Case, portable | | | | 0 2 | 0 |
| Ditto | | and Precipitate Case | | 0 2 | 6 |
| Ditto Speculum Case, fitted with silver Caustic Holder (palladium), Sponge Holder, and Scarifying Lancet, complete | | | | 1 1 | 0 |
| Ophthalmic Caustic Case, with propelling screw | | | | 0 12 | 6 |
| Platinum Caustic Case | | | | 1 15 | 0 |
| Silver Caustic and Precipitate Case | | | | 0 12 | 6 |
| Silver Caustic Case, small (plain holder) | | | | 0 6 | 6 |
| Ditto | | gilt holder | | 0 8 | 6 |

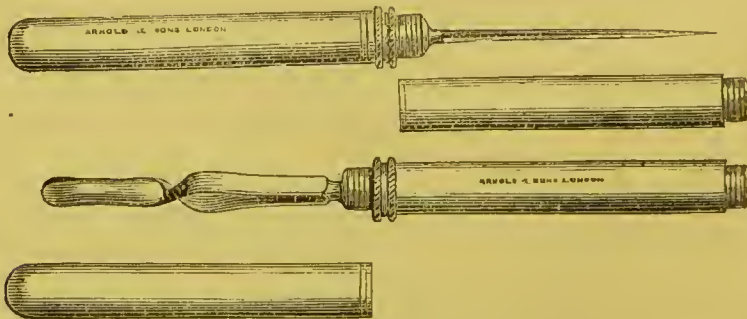


FIG. 238.

| | | | | | |
|--|--|--|--|------|---|
| Silver Seamless Tube Caustic Case and Exploring Needle, Fig. 238 | | | | 0 17 | 6 |
|--|--|--|--|------|---|

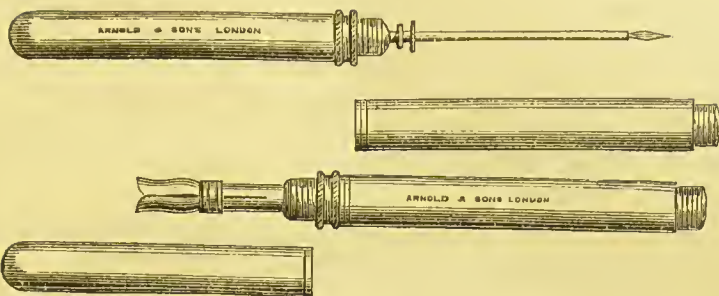


FIG. 239.

Silver Seamless Tube Caustic Case and Exploring Trocar,
 Fig. 239 £1 0 0



FIG. 240.

Silver Seamless Tube Caustic Case with Imray's Scoop
 and Eye Spud, Fig. 240 1 5 0
 Ditto with Exploring Trocar, Canula, and
 Walton's Foreign Body Scoop 1 7 6
 Vulcanite Caustic Holder, portable 0 2 6
 Ditto long 0 3 6

VACCINATING LANCETS, &c.

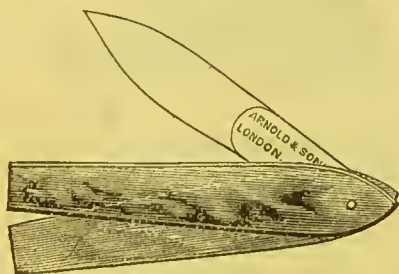


FIG. 241.

Abscess Lancet, in tortoise-shell 0 2 6
 Bleeding Lancet, in tortoise-shell, as Fig. 241 0 1 6
 Ditto in pearl 0 2 6
 Lancet Case, one-hole, Leather 0 0 6
 Ditto two-hole 0 0 8
 Ditto four-hole 0 1 0

| | | | |
|--|----|----|---|
| Lancet Case, plain, Silver | £0 | 15 | 0 |
| Ditto engine turned, for two Lancets | 1 | 7 | 6 |
| Ditto ditto for four ditto | 1 | 2 | 6 |
| Vaccinating Bottle with Glass Quill for Lymph, in case . | 0 | 1 | 6 |
| Vaccinating Lancet and Bottle, in case | 0 | 5 | 6 |
| Ditto Lancet, in tortoise-shell | 0 | 2 | 6 |

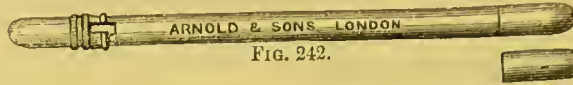


FIG. 242.



FIG. 243.

| | | | |
|---|---|---|---|
| Vaccinator, Arnold and Sons' Improved Pencil Case, with bayonet joint, in sterling silver | 0 | 7 | 6 |
| Ditto ditto with case for Capillary Tubes, as Figs. 242 and 243 | 0 | 9 | 0 |

Fig. 242 shows the instrument closed, and Fig. 243 the instrument ready for use, with the case for capillary tubes open.

The above is a very convenient form of instrument for vaccinating, it is very portable, and the blade is protected in its case by means of a bayonet joint, and has simply to be reversed when required for use; the capillary tubes are kept in the handle. It is the size of an ordinary pencil case.

| | | | |
|--|---|----|---|
| Vaccinator, Dr. R. Harvey Hilliard's, in electro-plated case, complete | 0 | 12 | 6 |
| Ditto Spratley's, in ivory, turn-back case | 0 | 2 | 6 |

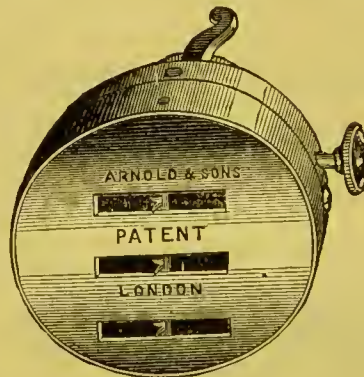


FIG. 244.

| | | | |
|--|---|---|---|
| Vaccinator, Dr. Mallam's Patent Instantaneous, with two teeth, in morocco case, complete, Fig. 244 | 1 | 1 | 0 |
| Ditto three teeth ditto | 1 | 1 | 0 |
| Ditto four teeth ditto | 1 | 5 | 0 |

Extract from 'Lancet,' Feb. 28th, 1874.—"The celerity with which the operation can be performed will of itself recommend this instrument to all gentlemen in high-class practice."

Extract from *Medical Times and Gazette*, March 7th, 1874.—“This elegant little instrument, manufactured by the patentees, Messrs. Arnold & Sons, of 35 and 36, West Smithfield, is to some extent an adaptation of the cupping scarificator for vaccination purposes.”

Extract from *British Medical Journal*, March 14th, 1874.—“Instead of being armed with lancets like the scarificator, it has three steel teeth, gilded to prevent rusting, placed at equal distances from each other, and which being set by the trigger are released by pressure on the knob, producing three abrasions on the skin *instantaneously*.”

Extract from *Medical Press and Circular*, March 18th, 1874.—“We have before us a little instrument designed by Mr. Mallam and patented by Messrs. Arnold & Sons, Surgical Instrument Makers to St. Bartholomew's Hospital. The perforated surface is concave so as to fit the arms of an infant, and the depth of the blades can be easily regulated by a simple screw arrangement. The simplicity of the instrument, together with the celerity with which the operation can be performed, will of itself recommend it to the profession.”

Extract of a *Letter* received from B. Mallam, Esq.—“I have used the Vaccinator for more than twelve months in my practice, and have found that it answered better than anything I have hitherto used. The patients are greatly pleased with it, and I have been applied to for vaccination by patients who would not otherwise have come to me. The old nurses speak loudly in praise of the instrument.”

| | | | |
|--|----|---|---|
| Vaccinator, Weir's, with pins | £0 | 3 | 0 |
| Ditto Cooper Rose's | 0 | 7 | 6 |
| Vaccine Inciter, Nicholas's | 0 | 6 | 6 |
| Ditto ditto without handle | 0 | 5 | 6 |
| Vaccine Points, Ivory, per hundred | 0 | 2 | 6 |
| Vaccine Tubes, Capillary, per bundle | 0 | 1 | 0 |
| Cases for ditto | 0 | 0 | 6 |

CUPPING INSTRUMENTS.

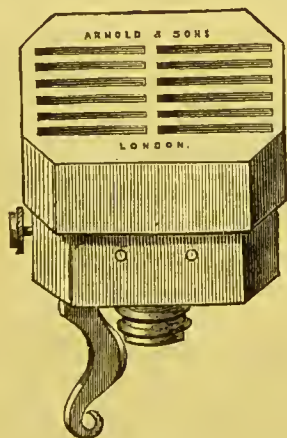


FIG. 245.

A Mahogany Case, containing—
Scarificator, plain pattern.

| | |
|--------------------------|--------|
| Brass Lamp. | |
| Nest of Cupping Glasses. | |
| Spirit Bottle. | |
| The above, complete | £2 6 0 |

A Mahogany Case, containing—

| | |
|---|--------|
| Arnold and Sons' Improved Scarificator. | |
| Bayfield's Ball Lamp. | |
| Spirit Bottle, Cut-Glass. | |
| Two Nests Cupping Glasses. | |
| The above, complete | 2 15 0 |

A Mahogany brass-bound Case, lined silk velvet, containing—

| | |
|---|--------|
| Arnold and Sons' Improved Scarificator. | |
| Air Pump, brass. | |
| Five (valve) Glasses. | |
| The above, complete | 3 10 6 |

Superior Mahogany Case, brass-bound, and lined silk velvet, containing—

| | |
|---|-------|
| Arnold and Sons' Improved Large Scarificator. | |
| Ditto Temple ditto. | |
| Bayfield's Ball Lamp. | |
| Spirit Bottle, Cut-Glass. | |
| Two Nests Cupping Glasses. | |
| The above, complete | 4 9 0 |

| | |
|---|--------|
| Air Pump, brass, with six Cupping Glasses, valved for dry cupping | 0 17 6 |
| Cupping Bottles, stout rubber | 0 2 6 |
| Ditto, Glasses 9d., 10d., 1s., and | 0 1 2 |
| Ditto, Lamp, brass | 0 2 6 |
| Ditto Bayfield's | 0 3 6 |
| Ditto Fox's | 0 2 0 |

| | | | |
|--|----|----|---|
| Scarificator, Arnold and Sons' Improved, with twelve blades, cutting in opposite directions, super, Fig. 245 . | £1 | 15 | 0 |
| Ditto Temple, four blades | 1 | 4 | 0 |
| Ditto ditto eight ditto | 1 | 9 | 6 |
| Scarificator Case (leather) | 0 | 3 | 0 |

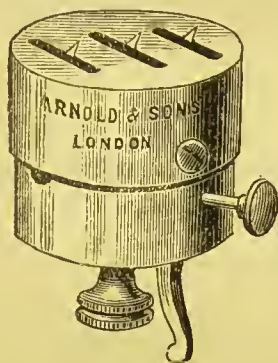


Fig. 246.

Dr. Brown's Infant Cupping Instrument for croup,
 Fig. 246 1 1 0

Dr. F. J. Brown writes: "Messrs. Arnold & Sons have designed and made an infant's cupping instrument, with three lancets, for the purpose of abstracting blood rapidly from young children suffering from croup.

"I never lose a child when I bleed it early in the disease, but I cannot always find a vein in infants of one or two years.

"Leeches draw blood too slowly. Effectual relief can only be given by rapid abstraction of blood, such as venesection or cupping. If the instrument be applied between the shoulders or to the nape of the neck the scars will not be an eyesore in after life."

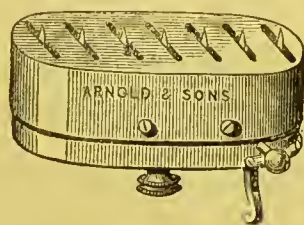


Fig. 247. }

Dr. T. Wilson's Instrument for Anasarca, Fig. 247 1 5 0

Dr. Thomas Wilson writes: "I stated my wants to Messrs. Arnold & Sons, instrument Manufacturers, 35 and 36, West Smithfield, London. They, after much trouble, produced the instrument, as seen in the accompanying diagram. This instrument is so rapid in its action that the scarifications are made almost without pain; the lancets can be set to the depth required. I have regularly used it ever since with the most satisfactory results."

ECRASEURS.



FIG. 248.

| | | | | |
|--|-------|------------|--|--------|
| Ecraseur, Arnold and Sons' Improved Wire, very superior, | | | | |
| Fig. 248 | | | | £3 0 0 |
| Ditto | ditto | small size | | 2 2 0 |

This instrument is so constructed that it is almost impossible for the wire to be broken. On the outer side of the instrument are attached rollers on which the wire traverses, which prevents contact with any sharp edges, and consequently is drawn through with greater ease and regularity.

Extract from *Irish Hospital Gazette*, June 16th, 1873, page 184.—“ We were pleased to find the instrument worked admirably, and in a few seconds the growth was cleanly removed without a teaspoonful of blood having been lost. The Improved Wire Ecraseur was supplied by Messrs. Arnold & Sons, of London. It seems peculiarly adapted for such cases, the wire being so prepared that it is almost impossible it can be broken.”

| | | | | |
|--|--|--|--|-------|
| Ecraseur, Arnold and Sons', curved and straight ends | | | | 4 0 0 |
|--|--|--|--|-------|

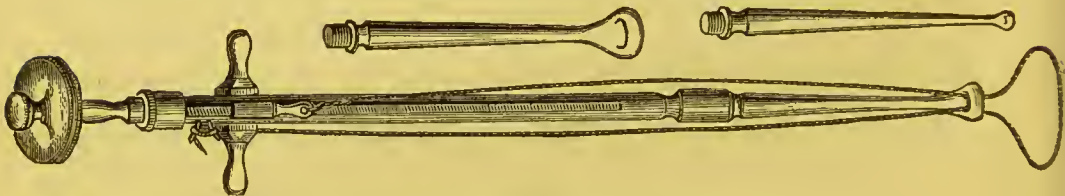


FIG. 249.

| | | | | |
|--|-------|-------------------------|--|-------|
| Ecraseur, Braxton Hick's Wire-ropes, with three moveable | | | | |
| ends, of different sizes, Fig. 249 | | | | |
| Ditto | ditto | for polypi uteri, small | | 3 3 0 |
| Ditto | ditto | ditto large | | 1 0 0 |
| | | | | 2 2 0 |

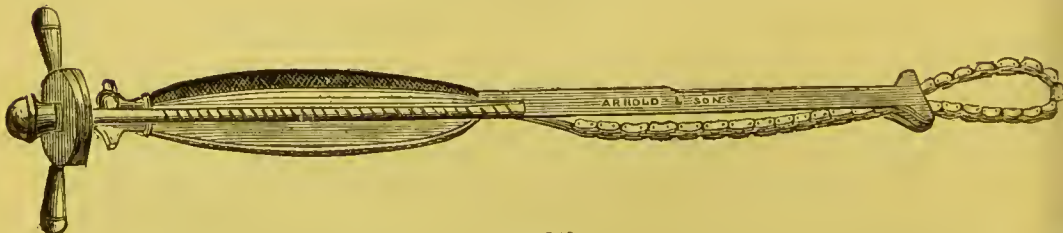


FIG. 250.

| | | | | |
|---|--|--|--|-------|
| Ecraseur, Chassaignac's, straight, Fig. 250 | | | | 3 0 0 |
|---|--|--|--|-------|

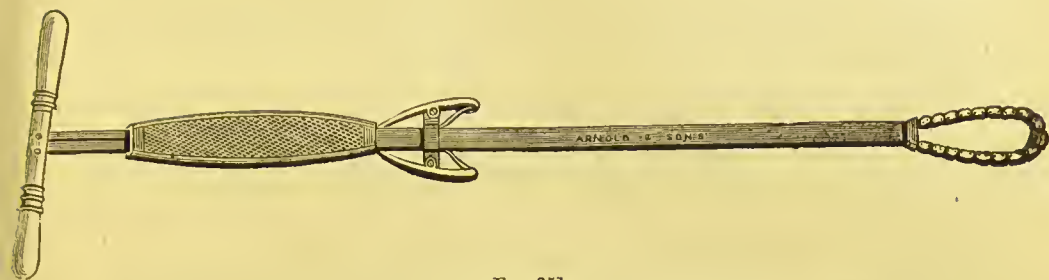


FIG. 251.

| | | | |
|---|----|---|---|
| Ecraseur, Chassaignac's, curved, Fig. 251 | £3 | 0 | 0 |
| Ditto Galvanic, with curved and straight ends, and platinum wire, complete, in case | 4 | 4 | 0 |



FIG. 252.

| | | | |
|---|---|---|---|
| Ecraseur, Heywood Smith's, Fig. 252 | 3 | 3 | 0 |
|---|---|---|---|

This instrument is so constructed that the wire can be attached without passing through the small groove at the end; by simply turning the upper portion, which rotates by means of a screw, the wire is readily admitted.

| | | | |
|---------------------------------------|---|---|---|
| Ecraseur, Meadows' Wire | 2 | 2 | 0 |
| Ditto Sim's Porte-Chain | 5 | 0 | 0 |
| Ditto ditto with guillotine | 5 | 0 | 0 |

CATHETERS.

All the best quality catheters are manufactured with Arnold and Sons' improved protecting spiral web, which greatly strengthens the instrument and increases its durability.




FIG. 253. ARNOLD AND SONS' CATHETER GAUGE.

| | | | | |
|--|--------|---|---|---|
| Alfred King's Wheel Catheter | 7/6 to | 1 | 0 | 0 |
|--|--------|---|---|---|

Is very useful in cases of old stricture; the small wheel at the end of the instrument greatly facilitates the passing of the Catheter.

Angove's silver Catheter, Figs. 258 and 259 . . . 7/6 to £1 0 0
 Arnold and Sons' Catheters, silver, Hall marked :

| | | | | | | | |
|-------|------|------|------|------|------|-----|------|
| No. 1 | 2 | 3 | 4 | 5 | 6 | 7 | 8 |
| 5/- | 5/6 | 6/- | 6/6 | 7/6 | 8/- | 9/- | 10/- |
| 9 | 10 | 11 | 12 | 13 | 14 | | |
| 11/- | 12/- | 13/- | 14/- | 18/- | 20/- | | |

Arnold and Sons' Catheters, extra stout silver, Hall marked :

| | | | | | | | |
|-------|------|------|------|------|------|------|------|
| No. 1 | 2 | 3 | 4 | 5 | 6 | 7 | 8 |
| 7/- | 7/6 | 8/- | 9/- | 10/- | 11/- | 12/- | 13/6 |
| 9 | 10 | 11 | 12 | 13 | 14 | | |
| 14/6 | 15/6 | 16/6 | 17/6 | 22/6 | 25/- | | |



FIG. 254.



FIG. 255.

Berkeley Hill's Caustic Injector, for Chronic Urethral Discharges, Figs. 254 and 255 . . . 1 10 6
 Blood Catheter, with elastic gum stilette, silver . . . 1 10 0
 Ditto ditto plated . . . 0 10 0
 Ditto with stop cock silver . . . 2 2 0
 Ditto ditto plated . . . 0 12 6
 Brodie's extra stout silver Catheters, Hall marked, with chequered ebony handles :

| | | | | | | | |
|-------|------|------|------|------|------|------|------|
| No. 1 | 2 | 3 | 4 | 5 | 6 | 7 | 8 |
| 9/6 | 9/6 | 10/- | 11/- | 11/6 | 13/- | 14/6 | 16/- |
| 9 | 10 | 11 | 12 | 13 | 14 | | |
| 17/6 | 18/6 | 20/- | 21/6 | 23/- | 24/6 | | |

Brodie's Prostate Catheters, with chequered ebony handles, stout silver :

| | | | | | | |
|-------|------|------|------|------|------|------|
| No. 4 | 5 | 6 | 7 | 8 | 9 | 10 |
| 14/- | 15/- | 16/- | 17/6 | 19/6 | 22/- | 22/6 |
| | 11 | 12 | 13 | 14 | | |
| | 24/- | 25/6 | 26/6 | 27/6 | | |

Brodie's Prostate Catheters, with chequered ivory handles, extra stout silver:

| No. 6 | 7 | 8 | 9 | 10 | 11 | |
|--|------|------|------|------|------|----------------|
| 17/6 | 19/- | 21/- | 23/6 | 24/- | 25/6 | |
| | 12 | 13 | 14 | | | |
| | 27/- | 28/- | 29/6 | | | |
| Catheter Case, japanned tin | | | | | | £0 3 6 |
| Ditto leather, for 3 catheters | | | | | | 0 3 6 |
| Ditto ditto 6 ditto | | | | | | 0 4 6 |
| Ditto ditto 12 ditto | | | | | | 0 6 6 |
| Complete set of stoutest silver, Hall-marked Catheters, from No. 1 to 12, cut-glass oil bottle, in morocco case, lined silk velvet | | | | | | 6 0 0 |
| Coulson's Catheter (silver), with palladium holder and fused Caustic for applying to neck of bladder | | | | | | 1 11 6 |
| Improved ditto ditto | | | | | | 1 16 0 |
| Dawson's stout silver Catheter for applying Ointments, Fig. 256 | | | | | | 1 10 0 |
| Double Channel Catheter, Brodie's (silver), for injecting the bladder, continuous stream | | | | | | 1 10 0 |
| Ditto ditto with brass syringe attached | | | | | | 1 17 6 |
| Ditto ditto Arnold and Sons' Improved | | | | | | 1 14 0 |
| Ditto ditto ditto electro-plated | | | | | | 0 16 6 |
| Ditto ditto ditto elastic gum | | | | | | 0 8 6 |
| Ditto ditto Female, silver | | | | | | 0 12 6 |
| Ditto ditto ditto Arnold & Sons' Improved | | | | | | 1 1 0 |
| Elastic Gum Web Catheters, extra superior, especially prepared to stand any climate. Nos. 1 to 12, per doz. | | | | | | 0 18 0 |
| Ditto ditto Conical ditto | | | | | | 1 1 0 |
| Ditto ditto Second Quality ditto | | | | | | 0 12 0 |
| Ditto ditto ditto Conical ditto | | | | | | 0 15 0 |
| Ditto ditto Common ditto | | | | | | 0 6 0 |
| Ditto ditto ditto Conical ditto | | | | | | 0 8 0 |
| Ditto Prostate Catheters, each | | | | | | 0 3 6 |
| Ditto ditto Second quality „ | | | | | | 0 2 6 |
| Ditto ditto Common ditto „ | | | | | | 0 1 9 |
| Ditto ditto Double Channel Catheters | | | | | | 0 8 6 |
| Ditto ditto Second-quality | | | | | | 0 7 0 |
| Ditto Catheters, Mercier's à Condées | | | | | | per doz. 1 1 0 |
| Ditto Mercier Bi Condées „ | | | | | | 1 5 0 |
| Erichsen's silver fluid Caustic Catheter | | | | | | each 1 7 6 |
| Ditto Ointment Catheter, Fig. 262 | | | | | | 1 10 0 |
| Female Catheter, Elastic Gum Web | | | | | | 0 1 0 |
| Ditto plated | | | | | | 0 4 0 |
| India-rubber Catheter | | | | | | 0 2 0 |




FIG. 256.

FIG. 257.



FIG. 258.

FIG. 259.

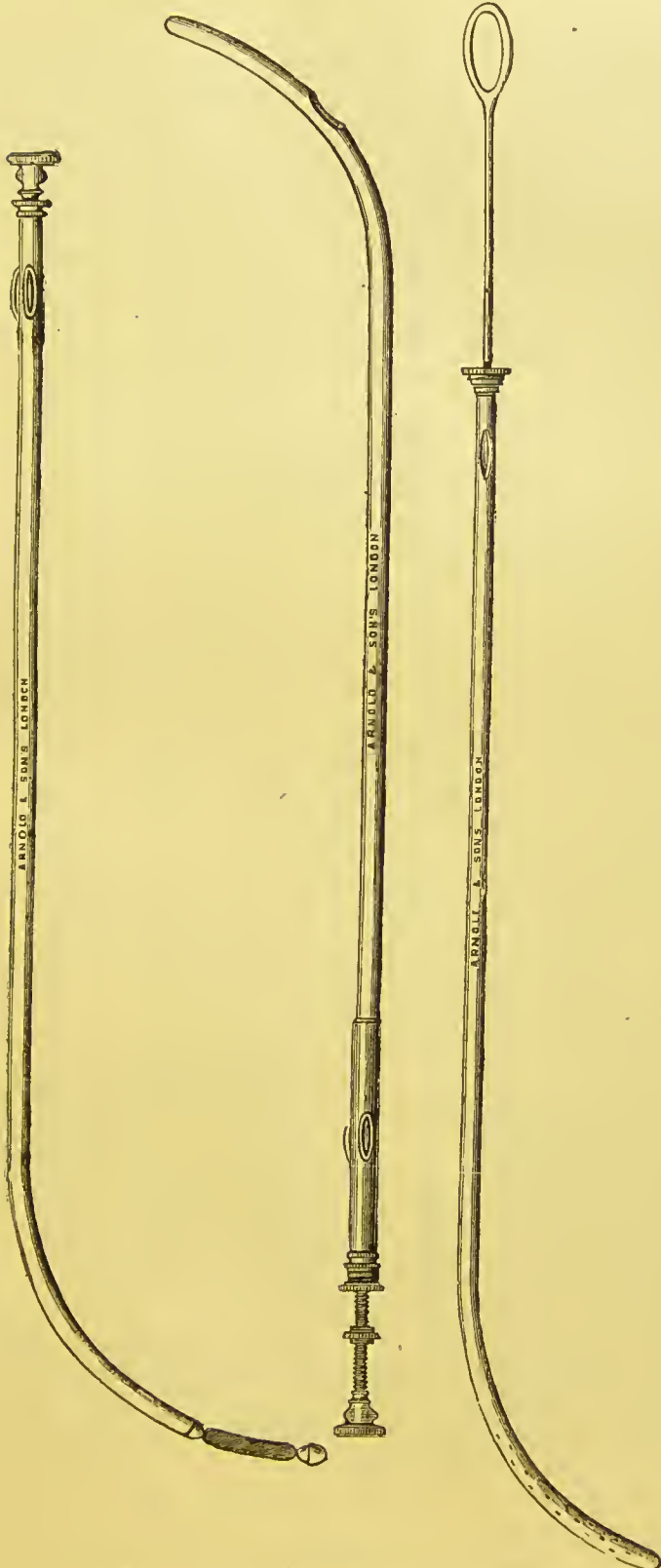


FIG. 260.

FIG. 261.

FIG. 262.

| | | | |
|---|------|------|------|
| Ivory Catheter gauge | £0 | 3 | 6 |
| L'Allemand's stout silver Catheter, for applying Caustic to the Urethra, Fig. 257 | 1 | 5 | 0 |
| McDougall's stout silver Catheter, with palladium end and holder, Fig. 261 | 1 | 14 | 0 |
| Wormald's flattened silver Catheter, used in enlargement of the prostate gland 10s. 6d. and | 1 | 1 | 0 |
| Plated Catheters, Nos. 1 to 12 each | 0 | 5 | 0 |
| Ditto Brodie's Nos 1 to 12 | 0 | 6 | 6 |
| Ditto set of Brodie's, Nos. 1 to 12, with cut-glass bottle, in leather case | 4 | 0 | 0 |
| Ditto Nos. 2, 4, 6, 8, 10, and 12, in leather case | 1 | 10 | 0 |
| Ditto ditto Nos. 2, 4, 6, 8, 10, 12, with glass oil bottle, in leather case | 1 | 15 | 0 |
| Ditto Nos. 1 to 12, with Oil Bottle, in leather case | 3 | 0 | 0 |
| Prostate Catheters, of stout silver, Hall marked, Liston's: | | | |
| No. 6 7 8 9 10 11 12 13 14 | 11/- | 12/- | 12/6 |
| 11/- 12/- 12/6 13/6 15/- 15/6 16/- 17/6 18/- | | | |
| Prostate Catheters, of stout silver, Hall marked, Sir H. Thompson's: | | | |
| No. 6 7 8 9 10 11 12 13 14 | 11/- | 12/- | 12/6 |
| 11/- 12/- 12/6 13/6 15/- 15/6 16/- 17/6 18/- | | | |
| Prostate Catheter, plated | 0 | 6 | 6 |
| Ditto ditto Brodie's | 0 | 8 | 6 |
| Ditto (silver), with plug, stilette, and India-rubber Catheter, Hutchinson's | 1 | 10 | 0 |
| Ditto ditto plated | 0 | 17 | 6 |
| Self-Retaining Catheter, Barnard Holt's India-rubber | 0 | 3 | 6 |
| Steel Introducer for ditto | 0 | 2 | 6 |
| (Vide <i>Lancet</i> , February 14th and May 14th, 1870.) | | | |
| Self-Retaining Catheter, Coalbank's ditto | 0 | 3 | 6 |
| Female Catheter, Shephards Silver | 0 | 8 | 6 |
| Ditto Silver, with stop-cock | 0 | 7 | 6 |
| Ditto ditto plain sliding | 0 | 6 | 0 |
| Sir H. Thompson's Catheters, a. Boule French sizes, Nos. 1 to 24, super quality per doz. | 1 | 0 | 0 |
| Ditto ditto Second Quality ditto | 0 | 15 | 0 |
| Sir H. Thompson's complete set of extra stout Silver Catheters, Nos. 1 to 12, and No. 9 Prostate with cut-glass oil-bottle, in mahogany case, lined silver velvet | 8 | 8 | 0 |
| Ditto ditto with Catheter mounts, and Sir H. Thompson's Syphon, complete | 10 | 10 | 0 |
| Sir H. Thompson's improved Syphon for drawing off the water from the bladder, and which is made to fit the end of Catheters | 0 | 10 | 6 |
| Catheters, made with the mount to fit the Syphon, extra | 0 | 1 | 6 |

| | |
|---|---------|
| Sir H. Thompson's Improved (silver) fluid Caustic Catheter, Fig. 260 | £1 14 0 |
| Sir H. Thompson's India-rubber Bottle and Stop-cock, with conical point fitting the Catheters | 0 7 6 |
| Sir H. Thompson's Silver Catheter, with probe point | 0 10 6 |
| Ditto ditto extra small taper Silver Catheter for difficult strictures | 0 7 6 |
| Teevan's Grooved Catheter, with conducting bougie, silver | 0 17 6 |

BOUGIES.

| | |
|--|--------|
| Bougies, a. Boule, as recommended by Sir H. Thompson, French sizes, Nos. 1 to 24 per doz | 1 0 0 |
| Ditto ditto second quality ditto | 0 15 0 |
| Bougie Case, leather | 0 2 0 |
| Ditto japanned tin | 0 2 0 |
| Ditto cloth | 0 1 0 |

Bougies, Silver, Hall marked:

| | | | | | | | |
|-------|-----|------|------|------|------|------|------|
| No. 1 | 2 | 3 | 4 | 5 | 6 | 7 | 8 |
| 6/- | 6/- | 6/6 | 7/6 | 8/- | 8/- | 10/- | 10/- |
| | | 9 | 10 | 11 | 12 | | |
| | | 11/6 | 13/- | 14/6 | 15/- | | |

Bougies, extra stout Silver, Hall marked:

| | | | | | | | |
|-------|-----|------|------|------|------|------|------|
| No. 1 | 2 | 3 | 4 | 5 | 6 | 7 | 8 |
| 7/- | 7/- | 7/6 | 8/6 | 9/6 | 9/6 | 11/6 | 11/6 |
| | | 9 | 10 | 11 | 12 | | |
| | | 14/- | 16/- | 17/6 | 18/6 | | |

| | | |
|---|--------|--------|
| Catgut Bougies, super quality, per doz. | Ss. to | 1 4 0 |
| Elastic Gum Web Bougies, extra superior, especially prepared to stand any climate. Nos. 1 to 12, per doz. | | 0 14 0 |
| Ditto ditto taper points ditto | | 0 16 0 |
| Ditto ditto second quality ditto | | 0 10 0 |
| Ditto ditto ditto taper point ditto | | 0 12 6 |
| Ditto ditto common quality ditto | | 0 5 0 |
| Ivory Bougie Gauge | | 0 3 6 |
| Metallic Bougie | | 0 1 0 |
| Ditto with handle | | 0 2 0 |
| Œsophagus Bougie, Elastic Gum Web, of superior quality | | 0 4 6 |
| Ditto ditto second quality | | 0 3 6 |
| Ditto ditto common | | 0 2 0 |

| | | | |
|---|----|----|---|
| Plated Bougie, Brodie's | £0 | 6 | 0 |
| Ditto plain | 0 | 4 | 0 |
| Rectum Bougie, Quain's | 0 | 5 | 0 |
| Ditto Elastic Gum, of super quality | 0 | 3 | 6 |
| Ditto ditto second quality | 0 | 2 | 6 |
| Ditto ditto common | 0 | 1 | 6 |
| Ditto Vulcanite, the set of six nested | 0 | 13 | 6 |
| Ditto Wax, short | 0 | 1 | 6 |
| Ditto ditto long | 0 | 2 | 0 |
| Sir H. Thompson's set of twelve plated Bougies, in morocco case, lined velvet, complete | 3 | 10 | 0 |
| Ditto plated Bougies, taper points | 0 | 6 | 0 |
| Syme's German silver Bougie | 0 | 2 | 6 |
| Wax Bougie, Black | 0 | 1 | 6 |
| Ditto Red | 0 | 2 | 0 |
| Ditto White | 0 | 2 | 0 |
| Whalebone Bougie | 0 | 1 | 0 |

PESSARIES.




FIG. 263.

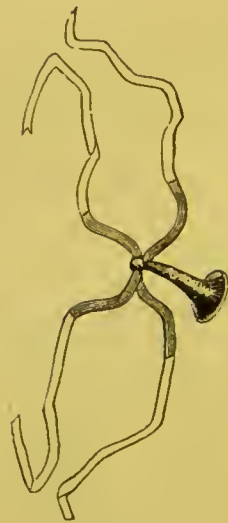


FIG. 264.

| | | | |
|--|---|----|---|
| Arnold and Sons' Pessary, gutta percha, with band complete | 0 | 7 | 6 |
| Ditto improved vulcanite, with ditto, Figs. 263 and 264 | 0 | 10 | 6 |

| | | | | |
|---|---------|----|---|---|
| Blackbee's Patent Self-adjusting Pessary, for anteversion, antifixion, retroversion, retroflexion, or procidentia | £0 | 4 | 6 | |
| Boxwood Pessaries, oval, round, flat oval, and flat round | | | | |
| | 1s. and | 0 | 2 | 0 |
| Clay's spiral spring Pessary, fitted with Pelvis Band, complete | 0 | 17 | 6 | |
| Dr. Godson's improved perforated Pessary, with band, complete | 0 | 12 | 6 | |

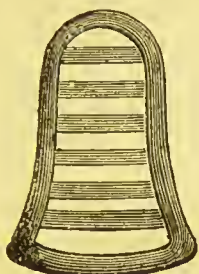


FIG. 265.




FIG. 266.



FIG. 267.

| | | | |
|--|---|---|---|
| Dr. Greenhalgh's Elastic Spring Pessary, six sizes, Fig. 267, each | 0 | 2 | 0 |
| Ditto ditto with two | | | |
| India-rubber transverse bands, Fig. 266 | 0 | 2 | 6 |
| Ditto ditto with four ditto | 0 | 3 | 0 |
| Ditto ditto with six ditto, Fig. 265 | 0 | 3 | 6 |

Dr. Greenhalgh's india rubber spring Pessaries, without and with elastic transverse bands, for the relief and cure of retroversion, prolapse, and procidentia of the uterus, rectocele, vesicocele, sterility, &c., being composed of a flexible frame covered with india rubber, they can be easily shaped to meet individual cases; moreover, the elastic at the lower extremity greatly facilitates the introduction and offers little or no impediment to the use of the speculum for diagnosis and treatment.

Mode of Introduction.—The patient should be placed on the left side upon a high and firm couch or bed, the side of the head resting upon a low pillow (she should not lie on the shoulder nor elbow), which should be bent forward, the hips being close to the edge of the couch, the legs well flexed upon the abdomen with one foot resting upon the other, the pessary being warmed and freely smeared with lard is to be taken in the right hand, the index finger of which should be placed firmly against the under surface of the convex upper extremity. The labia being separated with the left hand, the convex extremity should be passed freely within the *fourchette*, when the pessary must be directed, quickly and firmly, along the posterior wall of the vagina with its concavity forwards until it reaches the upper and posterior boundary or fornix of that canal, when its lower limbs will be found to rest upon the posterior surfaces of the pubic arch.

This operation will be greatly facilitated by the previous use of the hot douche and introduction of a firm piece of lard. Care should be taken that the pessary

is not too large, and in many cases it is advisable that the patients should remain in the recumbent position for one or more days after its introduction. The pessary ought not to be used if there be undue sensitiveness of the parts.

In cases of severe procidentia or prolapse of the vaginal walls the barred pessary is to be preferred, manufactured specially of four sizes for Dr. Greenhalgh by Messrs. Arnold & Sons.

Extract from *British Medical Journal*, May 23rd, 1868:—"They are easier of introduction and removal than Hodge's Pessary, and can be more easily adjusted; occasions little or no inconvenience."

Arnold & Sons having *originally* made these Pessaries *specially* for Dr. Greenhalgh, caution the Profession against many sold and represented as their manufacture, which are different in shape, construction, and material, and, consequently, useless for the purpose intended.

Dr. Braxton Hicks's Pessary, with hard metal core and
covered with india rubber £0 2 6
Ditto ditto vulcanite 0 3 0

Arnold and Sons specially make these Pessaries for Dr. Braxton Hicks, and preserve the original sizes and patterns.



FIG. 268.

Dr. Graily Hewitt's malleable Ring Pessary, gutta percha,
of six sizes, Fig. 268 0 1 0
Ditto ditto, shaped 0 1 6
Ditto improved, covered with india rubber 0 2 0
Dr. Priestley's Pessary, for retroversion 0 6 6
Ditto with rubber cap 0 9 6
Dr. Simpson's Pessary for retroversion 1 5 0
Dr. Skinner's Expanding Pessary 0 3 6
Duffin's Boxwood and Ivory Pessary 0 6 6



FIG. 269.

Elastic Gum Pessary, circular, Fig. 269 0 2 6

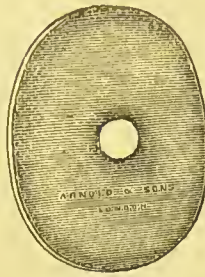


FIG. 270.

| | | | | |
|-------------------------------------|-----------|----|---|---|
| Elastic Gum Pessary, oval, Fig. 270 | | £0 | 2 | 6 |
| Hodge's gutta-percha Pessary | | 0 | 1 | 0 |
| Ditto vulcanite | | 0 | 2 | 0 |
| Ditto ditto with two bars | | 0 | 2 | 6 |

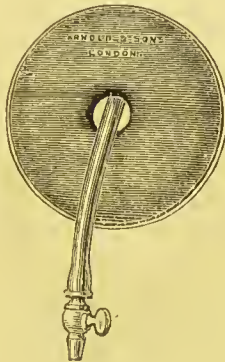


FIG. 271.

| | | | | |
|---|-----------|---|---|---|
| India Rubber Inflating Pessary, flat, round | | 0 | 3 | 6 |
| Ditto ditto with stop-cock, Fig. 271 | | 0 | 5 | 0 |

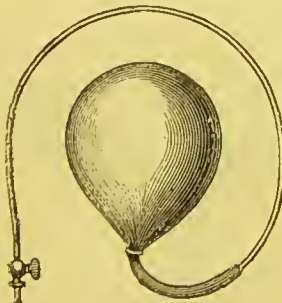


FIG. 272.

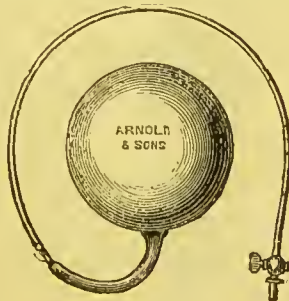


FIG. 273.

| | | | | |
|---|-----------|---|---|---|
| India-rubber inflating Pessary, round and pear shaped | | 0 | 3 | 6 |
| Ditto ditto with stop-cock, Figs. 272 and 273 | | 0 | 5 | 0 |
| Inflating Pump, brass | | 0 | 3 | 6 |




FIG. 274.

| | | | |
|---|----|---|---|
| Inflating Pump, with stop-cock and Elastic Pessary, Fig. 274 | £0 | 8 | 6 |
| Napier's Elastic Pessary | 0 | 6 | 6 |

(Vide *Medical Times and Gazette*, December 25th, 1875.)

| | | | |
|--|---|---|---|
| Schofield's Pessary, porcelain | 0 | 5 | 0 |
| Ditto vulcanite | 0 | 6 | 6 |
| Thomas's Pessary, for anteversion, in vulcanite and rubber | 0 | 7 | 6 |
| Ditto improved by Dr. Barnes | 0 | 7 | 6 |



FIG. 275.

| | | | |
|--|---|---|---|
| Vullick's Improved Vulcanite Pessary, Fig. 275 | 0 | 4 | 0 |
|--|---|---|---|



FIG. 276.

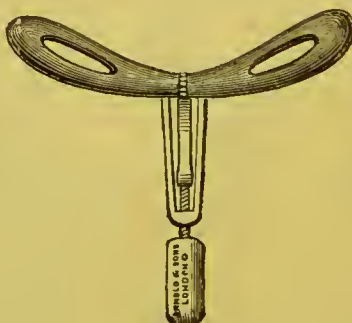


FIG. 277.

| | | | |
|---|---|---|---|
| Zwank's Pessary, in vulcanite, with screw, Figs. 276 and 277 | 0 | 5 | 0 |
|---|---|---|---|

| | | | |
|---|----|----|---|
| Zwank's Pessary, covered with gutta percha and india rubber, as recommended by Dr. Greenhalgh | £0 | 3 | 6 |
| Ditto Dr. Godson's improved | 0 | 4 | 6 |
| Ditto boxwood | 0 | 4 | 6 |
| Ditto German silver | 0 | 7 | 6 |
| Ditto stoutly plated | 0 | 10 | 6 |
| Ditto German silver, Dr. Tanner's modification | 0 | 9 | 6 |

Dr. Braxton Hicks's India-rubber Apparatus for the restoration of chronic inversion of the uterus.

Extract from the *British Medical Journal*, August 31st, 1872:—"I have had some bags constructed by Mr. Arnold, which, I think, will be more certain of producing the proper dilatation of the vagina and pressure of the fundus."

~~~~~

**ICE AND HOT WATER BAGS.**

Dr. Chapman's Ice Bag, which may be filled with either ice or iced water, is divided by external clamps or external septa into two, three, or more cells, allowing of its application either to the whole or any part of the back, the patient being enabled to remain upright or walk about during its use. The mouth of the bag is closed by a clamp.

|     |     |     |      |      |      |      |      |        |
|-----|-----|-----|------|------|------|------|------|--------|
| 10  | 12  | 14  | 16   | 18   | 20   | 22   | 24   | 26 in. |
| 7/6 | 8/- | 9/- | 10/6 | 12/6 | 14/6 | 15/- | 16/- | 18/-   |

Dr. Chapman's Hot Water Bag, which may also be used for the application of moderate degrees of cold, consists of two parallel tubes a slight distance apart, and communicating at the top and bottom; the mouth of this Bag is closed by means of a screw.

|       |     |     |     |      |
|-------|-----|-----|-----|------|
| No. 1 | 2   | 3   | 4   | 5    |
| 5/6   | 6/6 | 8/- | 9/6 | 10/6 |

Arnold and Sons' Ice Bag of india rubber for applying ice to the head, &c., with rubber cork and boxwood mount.

|       |     |     |     |
|-------|-----|-----|-----|
| No. 1 | 2   | 3   | 4   |
| 4/9   | 5/- | 5/6 | 6/6 |

Arnold and Sons' Ice Bag for applying ice to the abdomen after labour . . . . .

|                                                |   |   |   |
|------------------------------------------------|---|---|---|
| Ditto . . . . .                                | 0 | 7 | 6 |
| Ditto for applying ice to the throat . . . . . | 0 | 5 | 6 |
| Lumbar Ice Bag . . . . .                       | 0 | 8 | 6 |

**STETHOSCOPES, SPIROMETERS, PLEXIMETERS,  
SPHYGMOGRAPHS, &c.**



FIG. 278. FIG. 279. FIG. 280. FIG. 281. FIG. 282. FIG. 283. FIG. 284. FIG. 285.

Arnold and Sons' improved Stethoscope, with cane stem  
and sycamore ear plate . . . . . £0 3 6

The sounds are transmitted clearly and distinctly through the cane, and it has  
the additional advantage of being extremely light and very durable.

|                                         |   |    |   |
|-----------------------------------------|---|----|---|
| Chest Callipers, portable . . . . .     | 0 | 10 | 6 |
| Chest Measurer, Dr. Simpson's . . . . . | 1 | 15 | 0 |
| Ditto Thompson's . . . . .              | 0 | 7  | 6 |

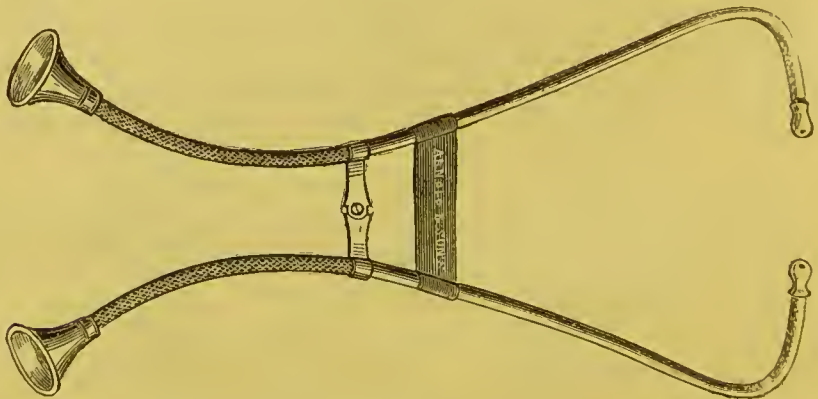


FIG. 286.

|                                                               |   |   |   |
|---------------------------------------------------------------|---|---|---|
| Differential Stethoscope, Dr. Alison's, Fig. 286 . . . . .    | 1 | 1 | 0 |
| Ditto by Dr. Harvey Hilliard 10s. 6d. & . . . . .             | 1 | 0 | 0 |
| Ditto Arnold and Sons' Improved . . . . .                     | 1 | 1 | 0 |
| portable, with plated fittings . . . . .                      | 1 | 1 | 0 |
| Dr. Alison's Improved Biaural Stethoscope, with one . . . . . | 1 | 1 | 0 |
| chest mount . . . . .                                         | 1 | 1 | 0 |

|                                                    |                                    |    |   |   |
|----------------------------------------------------|------------------------------------|----|---|---|
| Dr. Andrew's Stethoscope, Fig. 280                 | . . . . .                          | £0 | 3 | 0 |
| Dr. Barron's ditto                                 | . . . . .                          | 0  | 3 | 6 |
| Dr. Billing's ditto                                | Fig. 279 . . . . .                 | 0  | 2 | 6 |
| Dr. Davis's ditto                                  | with ivory plate . . . . .         | 0  | 8 | 6 |
| Dr. Dobell's ditto                                 | with graduated ear-piece . . . . . | 0  | 5 | 0 |
| Dr. Duckworth's ditto                              | Fig. 285 . . . . .                 | 0  | 3 | 6 |
| Dr. Edward's ditto                                 | . . . . .                          | 0  | 3 | 0 |
| Dr. Elliotson's ditto                              | . . . . .                          | 0  | 7 | 6 |
| Dr. Ferguson's ditto                               | Fig. 283 . . . . .                 | 0  | 3 | 0 |
| Dr. Golding Bird's ditto, ebony mounted (flexible) | . . . . .                          | 0  | 5 | 0 |
| Dr. Hare's (American birch)                        | . . . . .                          | 0  | 3 | 0 |



FIG. 287.

|                                                    |           |   |   |   |
|----------------------------------------------------|-----------|---|---|---|
| Dr. T. S. Hosford's Improved Stethoscope, Fig. 287 | . . . . . | 0 | 5 | 0 |
|----------------------------------------------------|-----------|---|---|---|

This instrument is so constructed that the cup completely encloses the ear, and thereby excludes all external sounds.

|                          |           |   |   |   |
|--------------------------|-----------|---|---|---|
| Dr. Hughes's Stethoscope | . . . . . | 0 | 3 | 0 |
| Dr. Laenner's ditto      | . . . . . | 0 | 3 | 0 |

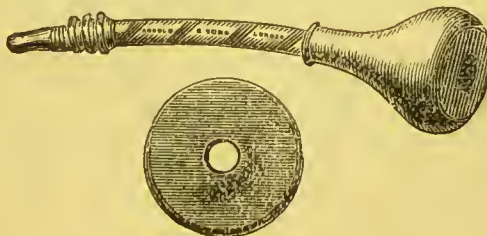


FIG. 288.

|                                                                                            |           |   |   |   |
|--------------------------------------------------------------------------------------------|-----------|---|---|---|
| Dr. Mallam's Improved Stethoscope, with flexible tubing and regulating ear-plate, Fig. 288 | . . . . . | 0 | 6 | 6 |
|--------------------------------------------------------------------------------------------|-----------|---|---|---|

|                                                                                 |       |                                 |    |   |   |
|---------------------------------------------------------------------------------|-------|---------------------------------|----|---|---|
| Dr. McLean's, with reversible plate and india-rubber cushion                    |       |                                 | £0 | 5 | 0 |
| Dr. Quain's Stethoscope                                                         |       |                                 | 0  | 3 | 6 |
| Ditto                                                                           | ditto | (portable), vulcanite, Fig. 284 | 0  | 5 | 0 |
| Dr. Salter's                                                                    | ditto |                                 | 0  | 3 | 0 |
| Dr. Sibson's                                                                    | ditto | with flexible tube              | 0  | 8 | 0 |
| Dr. Stoke's                                                                     | ditto | Fig. 281                        | 0  | 3 | 0 |
| Ditto                                                                           | ditto | Vulcanite                       | 0  | 3 | 6 |
| Dr. Todd's Class Stethoscope, enabling two persons to diagnose at the same time |       |                                 | 1  | 1 | 0 |
| Dr. Todd's Stethoscope                                                          |       |                                 | 0  | 3 | 6 |
| Dr. Walsh's                                                                     | ditto | Fig. 278                        | 0  | 3 | 0 |
| Ditto                                                                           | ditto | Vulcanite                       | 0  | 3 | 6 |
| Dr. William's, with reversible ear-plate, Fig. 282                              |       |                                 | 0  | 3 | 6 |



FIG. 289.

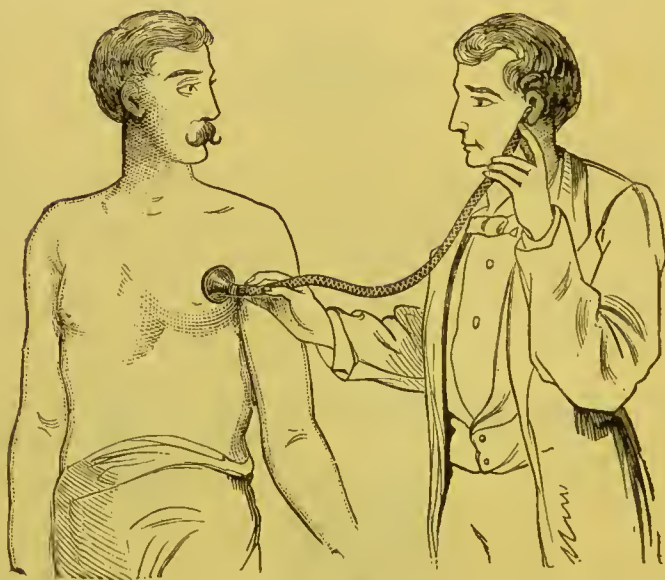


FIG. 290.

Flexible Clinical Stethoscope, suggested by Drs. Reid and Morison, with vulcanite ear and two chest mounts with silk-covered tubing, in box, complete, Figs. 289 and 290

0 10 6

Flexible Clinical Stethoscope, suggested by Drs. Reid and Morison, with plain boxwood ear and one chest mount, with plain tubing, in box, complete . . . . £0 5 0

The instrument possesses the following advantages:—1. The ease with which patients may be auscultated in otherwise inaccessible positions. 2. The comparative safety from infection. 3. The possibility of carefully regulating the pressure on the chest-piece, especially in the case of aneurisms, blood-vessels, &c., and in children and sensitive patients. 4. The construction of the ear-peg. 5. The ease with which the observer may use his eye and ear at the same time.

Extract from the *Lancet*, October 16th, 1875:—"Every practitioner has occasion to feel often the need of a longer instrument than the ordinary stethoscope, and one which by its flexibility permits him to vary his position with relation to the patient. Arnold & Sons have produced a Flexible Stethoscope which meets this want. Its utility in certain circumstances is obvious."

Extract from *Medical Times and Gazette*, July 17th, 1875:—"They have produced a Stethoscope which promises to be not only convenient, agreeable, and safe, but *superior* to the common instrument under ordinary circumstances and in several important respects."

Extract from *British Medical Journal*, September 4th, 1875:—"The many difficulties that attend the use of the ordinary stethoscope in dispensary practice, and especially the inconvenience and dangers connected with its application in some of the most urgent cases among the lower classes, would seem to have suggested to the inventors of this instrument the idea of lengthening the tube indefinitely, while they secured the proper application of the chest and ear-pieces by various ingenious modifications."

Extract from *Medical Press and Circular*, September 8th, 1875:—"Messrs. Arnold & Sons are now selling a Flexible Stethoscope, convenient, agreeable, and safe. It consists of a piece of silk-covered tubing of uniform calibre, provided at one end with an ear-peg and at the other with a chest-piece. The ear-peg presents a minute lateral perforation, which prevents the air from impinging unpleasantly upon the membrane when the chest piece is moved."

Extract from *Student's Journal*, November 6th, 1875:—"Messrs. Arnold and Sons have introduced a new Flexible Stethoscope to the notice of the medical profession which is superior to the ordinary stethoscope in common use. We have had one of these instruments in use for some time past, and have found it particularly valuable in auscultating the pulmonary organs, especially in children and aged persons, as it enables one to ascertain the condition of the whole chest without disturbing the patient."

Gutta-percha Stethoscope . . . . . 0 2 0

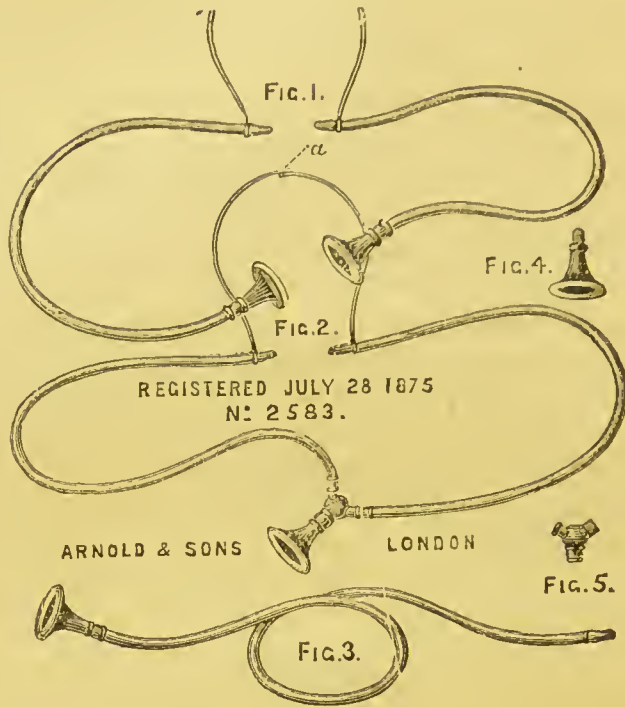


FIG. 291.

Headspring Flexible Stethoscope, Registered, suggested by Dr. R. Harvey Hilliard, with plain india-rubber tubing, two ebony ear, chest, and one union mount, and jointed head-spring, complete, Fig. 291 . . . . . £0 10 6  
 Ditto ditto the tubing covered with silk, and the mounts made of vulcanite, very superior, complete, Fig. 291 . . . . . 1 0 0

*Can be used either as single, biaural, or differential.*

TO USE THE INSTRUMENT AS A

DIFFERENTIAL STETHOSCOPE (as Fig. 1), the two cups or collectors are screwed on to the end of the tubes.

BIAURAL (Fig. 2), the two tubes are screwed into the union mount and one chest-piece screwed thereon.

SINGLE FLEXIBLE STETHOSCOPE (Fig. 3), screw the chest-piece on the end of the tube.

*These changes can be made at pleasure and almost immediately.*

Extract from the *British Medical Journal*, November 13th, 1875:—"The advantages of a Double Flexible Stethoscope are apparent in a moment's consideration. The ease to the auscultator, who may be seated at his patient's bedside, and with comfort to himself and patient apply the instrument to all parts of the body without painful pressure or other inconvenience."

Extract from the *Medical Times and Gazette*, November 13th, 1875:—"I have

used the instrument for two years with increasing satisfaction, and I believe that experience will prove I have not overrated its merits."

Extract from the *Medical Press and Circular*, November 17th, 1875 :—"The object of this design is to produce a Flexible Double Stethoscope which is free from the objections that apply to other instruments of this class. Messrs. Arnold & Sons, of West Smithfield, are the manufacturers, and they have bestowed great pains in executing my instructions."

|                   |   |   |   |   |   |   |    |   |   |
|-------------------|---|---|---|---|---|---|----|---|---|
| Percussion Hammer | . | . | . | . | . | . | £0 | 5 | 0 |
| Ditto Thimble     | . | . | . | . | . | . | 0  | 2 | 6 |

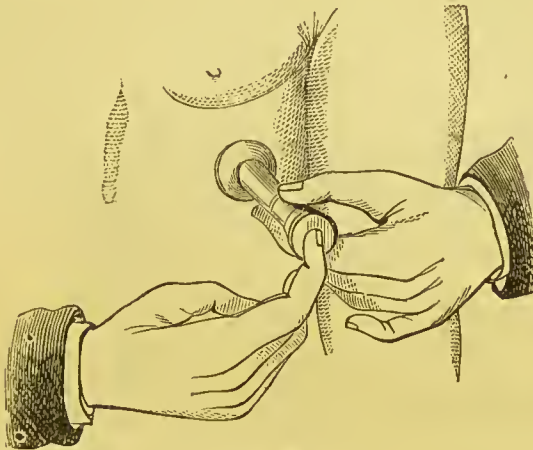



FIG. 292.

|                                                                |   |   |   |   |   |         |   |   |   |
|----------------------------------------------------------------|---|---|---|---|---|---------|---|---|---|
| Percussor, Dr. Haller's, as used by Dr. Duckworth,<br>Fig. 292 | . | . | . | . | . | 3/6 and | 0 | 5 | 0 |
| Ditto Dr. King's Cone, with regulating handle                  | . | . | . | . | . | .       | 0 | 7 | 6 |

The Cone Percussor will be found very useful in conducting examinations of the chest, being small and very handy. The spring is to regulate the blow in percussion ; the hammer striking the nail of the finger.

|                        |   |   |   |   |   |   |   |   |   |
|------------------------|---|---|---|---|---|---|---|---|---|
| Percussor, Dr. Quain's | . | . | . | . | . | . | 0 | 6 | 6 |
| Pleximeter             | . | . | . | . | . | . | 0 | 3 | 6 |



|                                                         |   |    |   |
|---------------------------------------------------------|---|----|---|
| Pleximeter and Hammer, in case, Dr. Bennett's, Fig. 293 | 0 | 10 | 6 |
|---------------------------------------------------------|---|----|---|

|                                                        |    |   |   |
|--------------------------------------------------------|----|---|---|
| Sphygmograph, De Marey's . . . . .                     | £7 | 0 | 0 |
| Ditto ditto with Berkley Hill's pad . . . . .          | 7  | 7 | 0 |
| Ditto ditto improved by Dr. Burdon Sanderson . . . . . | 8  | 8 | 0 |

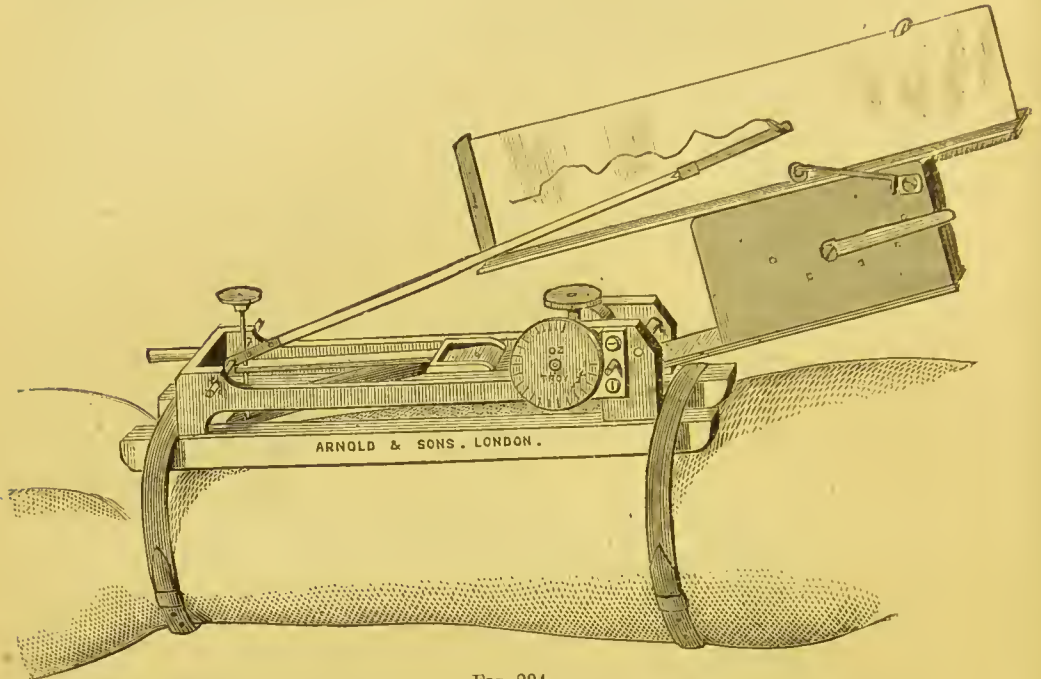


FIG. 294.

|                                                      |   |    |   |
|------------------------------------------------------|---|----|---|
| Sphygmograph, Mahomed's Improved, Fig. 294 . . . . . | 7 | 7  | 0 |
| Ditto ditto in case . . . . .                        | 7 | 15 | 0 |
| Ditto ditto with glasses, complete . . . . .         | 8 | 0  | 0 |

Extract from the *Medical Times and Gazette*, January 20th, 1872:—"The main spring is attached to the framework of the instrument by a hinge joint which permits free vertical but no lateral movement. Its free extremity, which is covered by an ivory pad, rests upon the artery (usually the radial) from which it is proposed to obtain a tracing. To this spring is attached a block which forms the centre of movement for a lever of the third order, which encloses it by the bifurcation of its extremity, a pin projecting from either side of the block, and passing through each extremity of the bifurcation, thus ensuring a perfect vertical movement free from lateral oscillations."

|                                                   |   |   |   |
|---------------------------------------------------|---|---|---|
| Sphygmograph, Arnold and Sons' Improved . . . . . | 5 | 5 | 0 |
|---------------------------------------------------|---|---|---|

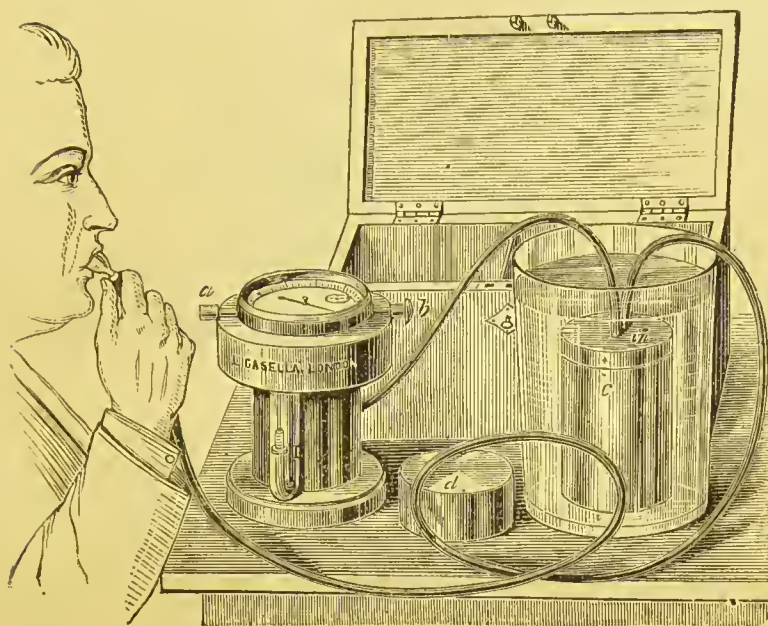


FIG. 295.

Spirometer, Improved Portable, Casella's, in neat mahogany case  $6\frac{3}{4} \times 3\frac{3}{4}$ , Fig. 295 . . . . . £5 10 0




FIG. 296.

Spirometer, Improved Portable, Lowndes's, in neat mahogany case,  $3\frac{3}{4} + 3\frac{3}{4}$ , Fig. 296 . . . . . 5 5 0

|                                                                           |    |   |   |
|---------------------------------------------------------------------------|----|---|---|
| Spirometer, Hutchinson's . . . . .                                        | £4 | 4 | 0 |
| ↳ Ditto portable, for measuring the vital capacity of the chest . . . . . | 1  | 4 | 0 |
| Stethometer, Dr. Quain's . . . . .                                        | 2  | 2 | 0 |
| Stethoscope Holder, Dr. Wright's . . . . .                                | 0  | 2 | 0 |

LARYNGEAL AND TRACHEA INSTRUMENTS.

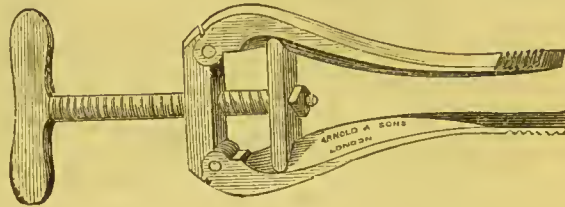


FIG. 297.

Instrument for opening the mouth, Fig. 297 . . . . . 0 17 6




FIG. 298.

Laryngeal Syringe, with Silver seamless pipe and shield, and improved india-rubber bottle, Fig. 298 . . . . . 0 16 0  
 Ditto Gibbs' ditto ditto . . . . . 0 16 0

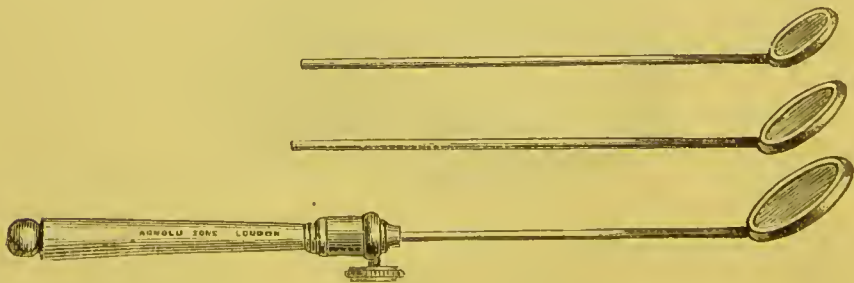


FIG. 299.

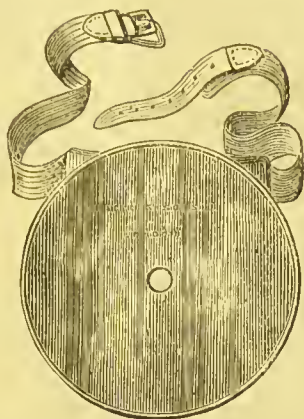


FIG. 300.

Laryngoscope, Arnold and Sons' Improved, with three glass mirrors, magnifying lens, reflector, head-band, and arranged for use as an ophthalmoscope if required, in morocco case, Figs. 299 and 300 . . . . . £1 15 0  
 Ditto Czermak's, with three glass mirrors, reflector, ivory handle, in morocco case . . . . . 1 16 0

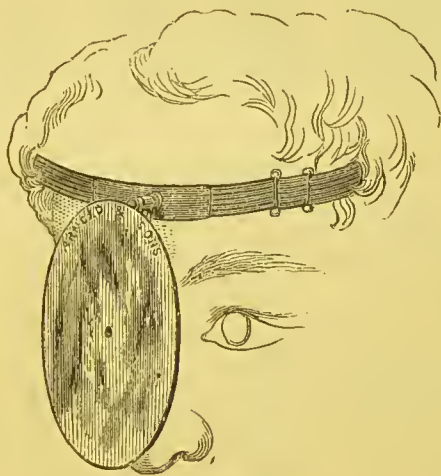


FIG. 301.

Laryngoscope, Prosser James's, with ball-and-socket motion, adjusted to head-band, reflector, and three glass mirrors, in morocco case, Fig. 301 . . . . . 2 0 0

Extract from *Laryngoscopy*, by Dr. Prosser James:—"Messrs. Arnold & Sons made them for me, and now keep in stock a case which the above illustration shows to be very portable."

|                                                                                                                                        |    |    |   |
|----------------------------------------------------------------------------------------------------------------------------------------|----|----|---|
| Laryngoscope, Johnson's, with ball-and-socket motion adjusted to head-band, reflector and two glass mirrors, in morocco case . . . . . | £1 | 15 | 0 |
| Ditto Krieshaber's, complete . . . . .                                                                                                 | 2  | 0  | 0 |
| Ditto Lewin's, with table attachments . . . . .                                                                                        | 2  | 7  | 6 |
| Ditto extra superior, with large reflector, head-band, three super mirrors, and ivory handle, in morocco case . . . . .                | 2  | 2  | 0 |

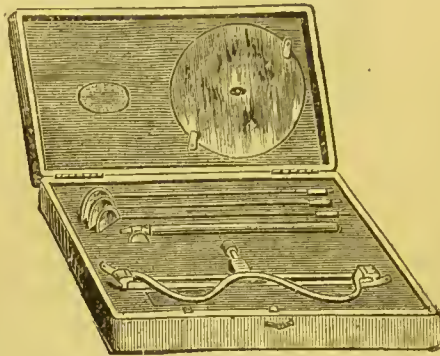


FIG. 302.

Laryngoscope, Mackenzie's, with three glass mirrors, ivory handle, and spectacle frame, ball-and-socket movement reflector, complete, in morocco case, Fig. 302 2 2 0




FIG. 303.

FIG. 304.

FIG. 305.

FIG. 306.

Laryngoscope Lenses, by Prosser James, Figs. 303, 304, 305, and 306 . . . . . each 0 4 0

|                                                                                               |         |
|-----------------------------------------------------------------------------------------------|---------|
| Laryngoscope Mirrors, concave, with frontal band and ball-and-socket motion (6 inch diameter) | £2 10 0 |
| Ditto with stand attachments (9 inch diameter)                                                | 3 3 0   |
| Laryngotomy Tube, silver, small, medium, and large, 7s. and                                   | 0 7 6   |
| Œsophagus Bougie                                                                              | 0 4 6   |

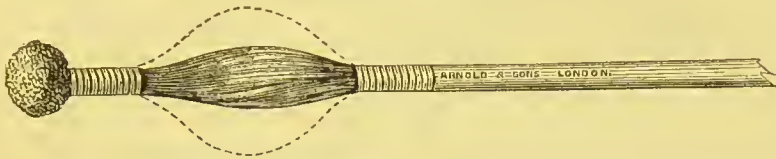


FIG. 307.

|                                                                                  |       |
|----------------------------------------------------------------------------------|-------|
| Probang, Double, with Bristles, Fig. 307                                         | 0 5 0 |
| Probang, Arnold and Sons' Improved, Jointed, for portability, with plated mounts | 0 6 0 |

The top is made with a screw, so that a fresh piece of sponge can be used whenever required, and is so secured that it is almost impossible to become detached from the instrument.




FIG. 308.

|                                                              |        |
|--------------------------------------------------------------|--------|
| Probang, whalebone, curved, with sponge end, Fig. 308        | 0 1 0  |
| Ditto ditto straight ditto                                   | 0 1 0  |
| Ditto ditto ditto ivory end                                  | 0 2 0  |
| Ditto double, with spring, hook, and sponge                  | 0 3 6  |
| Ditto ditto jointed for portability                          | 0 4 6  |
| Ditto ditto with bristles at side (expanding) and sponge end | 0 5 6  |
| Reflector, with candle holder                                | 0 7 0  |
| Ditto ditto plated                                           | 0 10 6 |




FIG. 309.

|                                                                                       |       |
|---------------------------------------------------------------------------------------|-------|
| Throat Brush, Arnold and Sons' Improved, with brush and sponge-end to screw, Fig. 309 | 0 4 6 |
|---------------------------------------------------------------------------------------|-------|

|                                                     |          |    |    |   |
|-----------------------------------------------------|----------|----|----|---|
| Throat Brushes, camel's-hair, with whalebone stems, | per doz. | £0 | 14 | 0 |
| Ditto Brush Holder, ebonite, jointed . . . . .      |          | 0  | 5  | 0 |
| Ditto Brushes for ditto, camel hair . . . . .       | per doz. | 0  | 3  | 0 |



FIG. 310.

|                                                                                        |                  |   |    |   |
|----------------------------------------------------------------------------------------|------------------|---|----|---|
| Throat Forceps, Arnold and Sons' Improved, with cross lever action, Fig. 310 . . . . . |                  | 0 | 15 | 0 |
| Throat Forceps, Cotton's, plain . . . . .                                              |                  | 0 | 6  | 6 |
| Ditto ditto plated . . . . .                                                           |                  | 0 | 8  | 6 |
| Ditto ditto silver . . . . .                                                           |                  | 0 | 12 | 6 |
| Ditto Curved . . . . .                                                                 | 5s. 6d., 7s. 6d. | 0 | 10 | 0 |




FIG. 311.

|                                                 |  |   |    |   |
|-------------------------------------------------|--|---|----|---|
| Throat Forceps, Mackenzie's, Fig. 311 . . . . . |  | 0 | 15 | 0 |
|-------------------------------------------------|--|---|----|---|

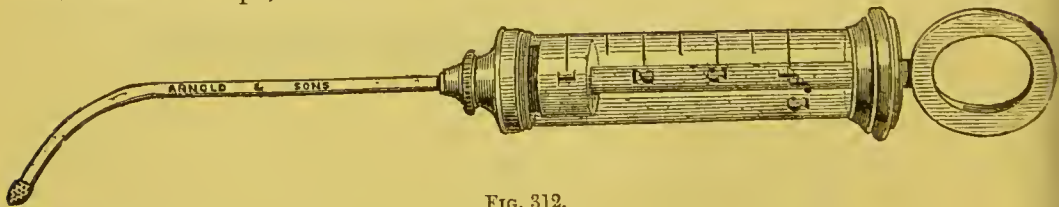


FIG. 312.

|                                                                          |  |   |    |   |
|--------------------------------------------------------------------------|--|---|----|---|
| Throat Syringe, Gibbs', plated tube and ivory mounts, Fig. 312 . . . . . |  | 0 | 16 | 0 |
| Ditto ditto Silver mounted, in morocco case . . . . .                    |  | 1 | 7  | 6 |
| Tracheotome, Worthington's . . . . .                                     |  | 0 | 7  | 6 |

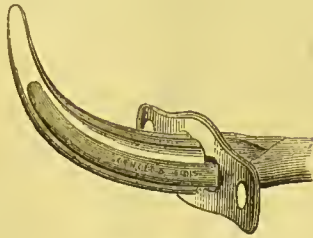


FIG. 313.

Tracheotomy Tube and Canula, Silver, Sankey's Improved

|                              |                                  |        |         |
|------------------------------|----------------------------------|--------|---------|
| Double, small size, Fig. 313 |                                  |        | £0 15 0 |
| Ditto                        | ditto                            | medium | 0 16 0  |
| Ditto                        | ditto                            | large  | 0 17 0  |
| Ditto                        | Cleaners, sponge on twisted wire |        | 0 1 0   |

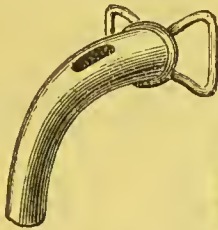


FIG. 314.

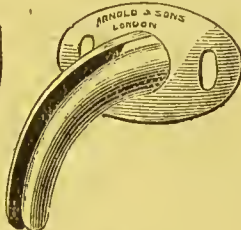


FIG. 315.

Tracheotomy Dilating Tube and Canula, Arnold and Sons' Silver, with improved rotating plate, small, Figs. 314 and 315

|       |       |        |        |
|-------|-------|--------|--------|
|       |       |        | 0 17 0 |
| Ditto | ditto | medium | 0 18 6 |
| Ditto | ditto | large  | 1 0 0  |

These tubes are made to rotate in any direction, and are firmly secured to the shield in such a manner that it is almost impossible to separate shield from canula unless by accident; those in general use are simply secured by a slight bar, which is easily broken.

Tracheotomy Dilating Tube and Canula, Arnold and Sons' ebonite, Double, small, medium, and large, Fig. 318

|                        |       |
|------------------------|-------|
| each 6s. 6d., 7s. 6d., | 0 8 6 |
|------------------------|-------|

The great advantage of this instrument is its durability, elasticity, and extreme lightness.

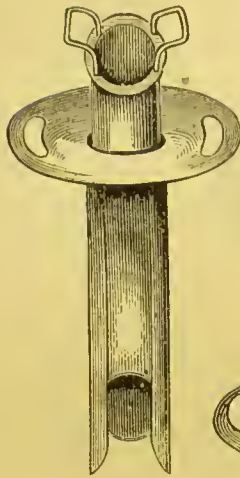


FIG. 316.



FIG. 317.



FIG. 318.

|                                                                          |   |   |   |    |    |   |
|--------------------------------------------------------------------------|---|---|---|----|----|---|
| Tracheotomy Dilating Tube and Canula, Matthew's silver,                  |   |   |   |    |    |   |
| complete, small, Fig. 316                                                | . | . | . | £0 | 15 | 0 |
| Ditto ditto medium                                                       | . | . | . | 0  | 16 | 0 |
| Ditto ditto large                                                        | . | . | . | 0  | 17 | 0 |
| Ditto ditto                                                              |   |   |   |    |    |   |
| rotating plate, allowing the patient free movement of the head, Fig. 317 |   |   |   |    |    |   |
| Ditto ditto medium                                                       | . | . | . | 0  | 18 | 0 |
| Ditto ditto large                                                        | . | . | . | 0  | 19 | 0 |
|                                                                          |   |   |   | 1  | 1  | 0 |
|                                                                          |   |   |   |    |    |   |



FIG. 319.

|                                                                                                                                                                          |                                                                             |   |      |   |    |   |
|--------------------------------------------------------------------------------------------------------------------------------------------------------------------------|-----------------------------------------------------------------------------|---|------|---|----|---|
| Tracheotomy Forceps, Sankey's Improved, Fig. 319, are so constructed as to pass along the canula and compress the end of the tube, thereby facilitating the introduction |                                                                             |   |      | 0 | 10 | 6 |
| Tracheotomy Forceps for Dilating, Trousseau's, thereby facilitating the introduction of the tube                                                                         |                                                                             |   |      | 0 | 7  | 6 |
| Tracheotomy Hooks, double, for dilatation                                                                                                                                |                                                                             |   |      | 0 | 10 | 6 |
| Ditto                                                                                                                                                                    | Knives, with three electro-plated tubes, in morocco case, the set, complete | . | .    | 2 | 2  | 0 |
| Ditto                                                                                                                                                                    | Trocar, with Silver Canula, small                                           | . | .    | 1 | 5  | 0 |
| Ditto                                                                                                                                                                    | ditto large                                                                 | . | .    | 1 | 7  | 6 |
| Ditto                                                                                                                                                                    | Tube, Double, plated, three sizes                                           | . | each | 0 | 10 | 6 |

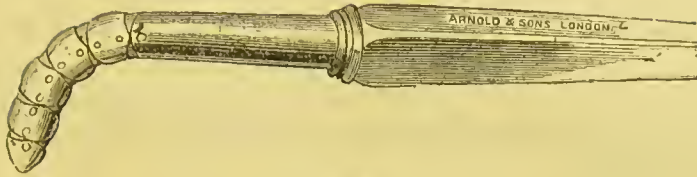


FIG. 320.

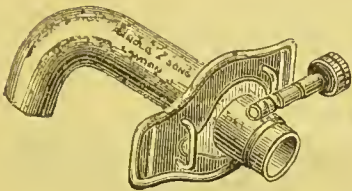


FIG. 321.

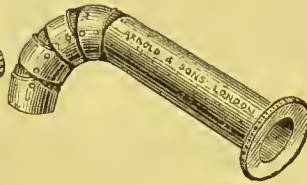


FIG. 322.

|                                                   |                                   |    |    |   |
|---------------------------------------------------|-----------------------------------|----|----|---|
| Tracheotomy Tubes, Durham's Vertebated, complete, |                                   |    |    |   |
|                                                   | as Figs. 320, 321, and 322, No. 1 | £1 | 10 | 0 |
| Ditto                                             | ditto No. 2                       | 1  | 12 | 6 |
| Ditto                                             | ditto No. 3                       | 1  | 15 | 0 |
| Ditto                                             | ditto No. 4                       | 2  | 0  | 0 |
| Ditto                                             | ditto, the complete set of four,  |    |    |   |
| with two Scalpels, in Morocco case . . . . .      |                                   | 7  | 7  | 0 |

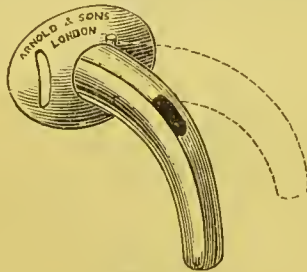


FIG. 323.

|                                                      |   |   |    |   |
|------------------------------------------------------|---|---|----|---|
| Tracheotomy Tube, Jessop's Improved, small, Fig. 323 | . | 0 | 18 | 0 |
| Ditto ditto medium                                   | . | 0 | 19 | 0 |
| Ditto ditto large                                    | . | 1 | 0  | 0 |

This tube has a hinge-joint at the side, which permits of the tube being opened, and thereby easily and quickly cleaned.

**TONSIL, UVULA, AND CLEFT PALATE INSTRUMENTS.**



FIG. 324.

|                                         |   |   |   |    |   |   |
|-----------------------------------------|---|---|---|----|---|---|
| Angular Knife, Smith's, Right, Fig. 324 | . | . | . | £0 | 6 | 0 |
| Ditto ditto Left                        | . | . | . | 0  | 6 | 0 |
| Ditto ditto Straight                    | . | . | . | 0  | 3 | 6 |




FIG. 325.

|                                              |   |             |   |    |   |
|----------------------------------------------|---|-------------|---|----|---|
| Chisel, Ferguson's Palate, Fig. 325          | . | 4s. 6d. and | 0 | 6  | 6 |
| Ditto ditto with sharp point for soft palate | . | .           | 1 | 10 | 0 |
| Forceps with tenaculum points                | . | .           | 0 | 6  | 6 |
| Do. improved cross action                    | . | .           | 0 | 10 | 6 |

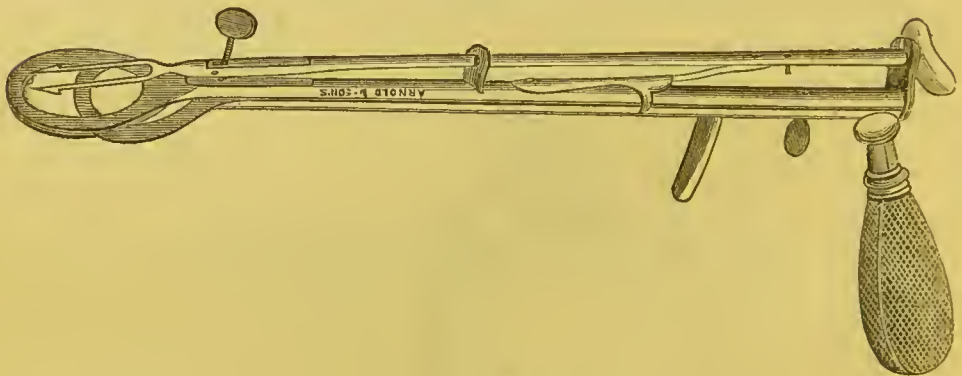


FIG. 326.

|                                                                           |   |   |   |   |   |   |   |   |
|---------------------------------------------------------------------------|---|---|---|---|---|---|---|---|
| Guillotine, Arnold and Sons' Improved, for excising the tonsils, Fig. 326 | . | . | . | . | . | 2 | 2 | 0 |
|---------------------------------------------------------------------------|---|---|---|---|---|---|---|---|

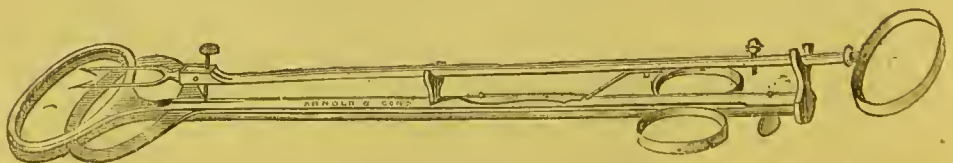


FIG. 327.

|                                                        |   |   |   |   |   |   |    |   |
|--------------------------------------------------------|---|---|---|---|---|---|----|---|
| Guillotine, Luer's, for excising the tonsils, Fig. 327 | . | . | . | . | . | 1 | 17 | 0 |
|--------------------------------------------------------|---|---|---|---|---|---|----|---|

|                                                       |    |    |   |
|-------------------------------------------------------|----|----|---|
| Guillotine, plain, for excising the tonsils . . . . . | £1 | 4  | 0 |
| Ditto World's ditto . . . . .                         | 1  | 12 | 6 |



FIG. 328.



FIG. 329.

|                                                                                     |   |   |   |
|-------------------------------------------------------------------------------------|---|---|---|
| Hainworth's new Instrument for incising the tonsils,<br>Figs. 328 and 329 . . . . . | 1 | 1 | 0 |
| Lonsdale's Instrument for Fractured Jaw . . . . .                                   | 2 | 0 | 0 |



FIG. 330.

|                                                  |   |   |   |
|--------------------------------------------------|---|---|---|
| Needle, curved Palate, Right, Fig. 330 . . . . . | 0 | 4 | 0 |
|--------------------------------------------------|---|---|---|



FIG. 331.

|                                                 |   |   |   |
|-------------------------------------------------|---|---|---|
| Needle, curved Palate, Left, Fig. 331 . . . . . | 0 | 4 | 0 |
|-------------------------------------------------|---|---|---|

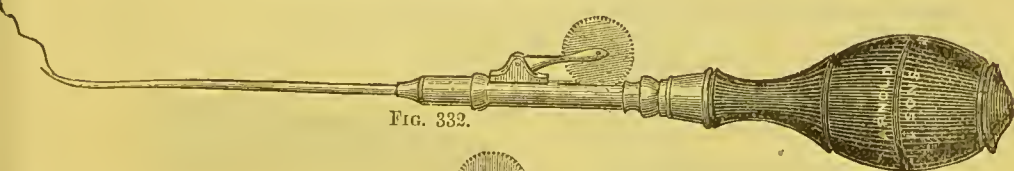


FIG. 332.




FIG. 333.

|                                                                                         |   |    |   |
|-----------------------------------------------------------------------------------------|---|----|---|
| Needle, Davy's Tubular, with self-supplying reel, complete, Figs. 332 and 333 . . . . . | 2 | 10 | 0 |
|-----------------------------------------------------------------------------------------|---|----|---|

Extract from *New Inventions in Surgical Mechanism*:—"The two diagrams

exhibit the form of needle that has been invented and used by me for the last seven years in hospital and private practice. The handle contains concealed reel tramway and wheel for extrusion or intrusion of wire, and a universal collar for the fixing of any shaped tubular or plain needle. The instrument will carry well wire-gut, string, or earbolized catgut."

Needle Holder, Roux's . . . . . £0 10 6




FIG. 334.

Needle, Ferguson's blunt lever, for staphyloraphia, Fig. 334 1 10 0  
 Ditto Pick's Blunt, for carrying ligature . . . . . 0 7 6



FIG. 335.

Needle for carrying ligature, curved, right, Fig. 335 . . . 0 10 0  
 Ditto ditto left . . . . . 0 10 0




FIG. 336.

Needle, Tubular Wire, straight, Fig. 336 . . . . . 0 8 6  
 Needle with lever for Staphyloraphia . . . . . 1 12 0  
 Needles, half curved, short . . . . . per doz. 0 6 0  
 Palate Drill, Ferguson's . . . . . 0 3 6  
 Palate Knife, Ferguson's straight . . . . . 0 3 6  
 Ditto ditto curved . . . . . 0 6 0  
 Scissors, Curved . . . . . 0 6 6  
 Do. Straight . . . . . 0 3 6

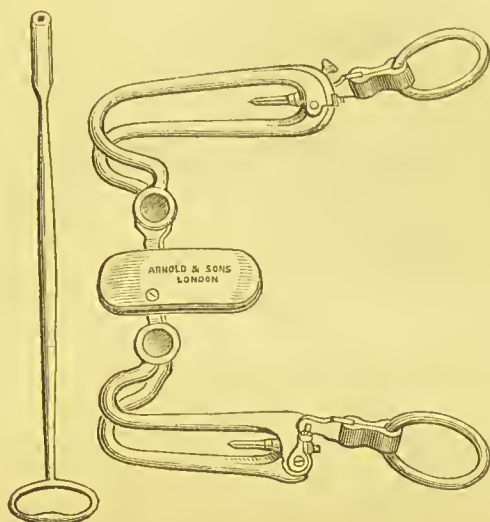


FIG. 337.

Smith's Gag, with cog joint, side levers, and tongue depressor combined, the set complete, Fig. 337 . . . £2 5 0

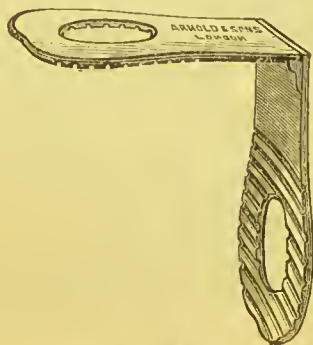


FIG. 338.

Tongue Depressor, Dr. Hollis' Improved, Fig. 338 . . . 0 12 6

This instrument is made with fenestrated blades, which holds the tongue firmly : a great improvement on the depressors in general use.

Tongue Depressor, Cotton's . . . 0 4 6  
 Ditto Prosser James' Improved, in case . . . 2 2 0

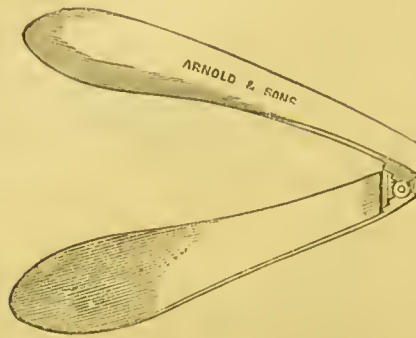


FIG. 339.

|                                            |       |        |
|--------------------------------------------|-------|--------|
| Tongue Depressor, electro-plated, Fig. 339 | . . . | £0 8 0 |
| Ditto ditto in case                        | . . . | 0 12 6 |
| Ditto stoutly gilt ditto                   | . . . | 0 15 6 |
| Ditto plain                                | . . . | 0 6 6  |
| Ditto vulcanite                            | . . . | 0 4 6  |




FIG. 340.

|                                                                   |           |       |
|-------------------------------------------------------------------|-----------|-------|
| Tongue Forceps, Dr. Dobell's, for holding the tongue,<br>Fig. 340 | . . . . . | 1 1 0 |
|-------------------------------------------------------------------|-----------|-------|

Vide *British Medical Journal*, March 1st, 1873; and *Monthly Review of Dental Surgery*, October, 1873.




FIG. 341.

|                                                                              |           |                 |
|------------------------------------------------------------------------------|-----------|-----------------|
| Tongue-holding Forceps, Improved, by Dr. M. Martin de<br>Bartolome, Fig. 341 | . . . . . | 1 10 0          |
| Tonsil Bistoury                                                              | . . . . . | 0 3 6           |
| Tonsil Forceps, Assilini's Self-acting                                       | . . . . . | 0 13 6          |
| Tonsil Lancet, with silver canula, in morocco case                           | . . . . . | 1 0 0           |
| Tonsil Scissors                                                              | . . . . . | 8s. 6d., 0 10 6 |

|                                         |         |
|-----------------------------------------|---------|
| Tonsil Scissors, Erichsen's . . . . .   | £0 12 6 |
| Ditto curved blades and hooks . . . . . | 0 16 6  |
| Uvula Scissors . . . . .                | 0 6 6   |

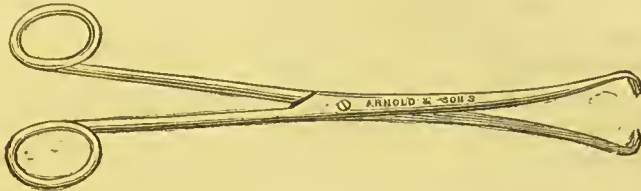


FIG. 342.

|                                       |       |
|---------------------------------------|-------|
| Vulsellum Forceps, Fig. 342 . . . . . | 0 7 6 |
| Wire Twister . . . . .                | 0 4 0 |

TOOTH INSTRUMENTS.

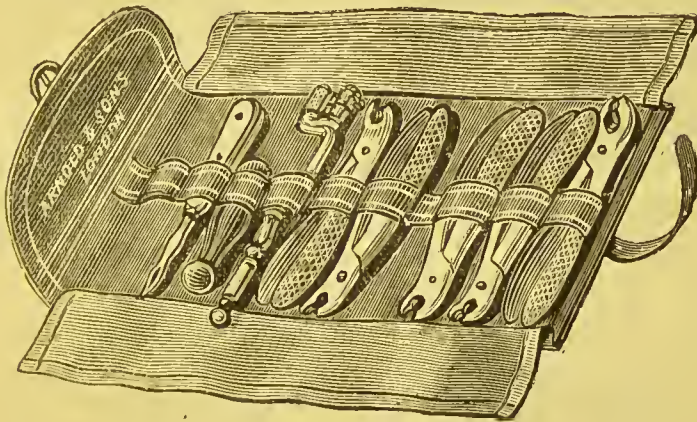


FIG. 343.

- No. 1. Leather Pouch, containing—  
 Curved Tooth Forceps, plain joints.  
 Straight ditto ditto ditto.  
 Fox's Tooth Key, with three claws.  
 Gum Lancet, in tortoiseshell.  
 Elevator.

|                                   |       |
|-----------------------------------|-------|
| The above set, complete . . . . . | 1 0 0 |
|-----------------------------------|-------|

No. 2. Leather Pouch, Fig. 343, containing—

Lower Molar Forceps, single joints.  
 Upper ditto ditto.  
 Lower Bicuspides Forceps ditto.  
 Upper ditto ditto.  
 Curved Stump ditto ditto.  
 Fox's Tooth Key, with three claws.  
 Gum Lancet, in tortoiseshell.  
 Elevator.

The above set, complete . . . . . £1 17 6

No. 3. Leather Pouch, lined with velvet, containing—

Upper Molar Forceps, Right (circular joints).  
 Ditto ditto Left ditto.  
 Lower ditto ditto.  
 Upper Bicuspides ditto ditto.  
 Lower ditto ditto ditto.  
 Curved Stump ditto ditto.  
 Fox's Tooth Key, with three claws.  
 Gum Lancet, in tortoiseshell.  
 Bell's Elevator.

The above set, complete . . . . . 3 3 0

No. 4. Leather Case, lined with velvet, containing—

Upper Molar Forceps, Right (circular joints).  
 Ditto ditto Left ditto.  
 Lower ditto ditto.  
 Upper Incisors Forceps, ditto.  
 Lower Incisors and Canine Forceps ditto.  
 Upper Bicuspides ditto.  
 Lower ditto ditto.  
 Curved Stump Forceps, ditto.  
 Fox's spring-bolt Tooth Key, with three claws.  
 Gum Lancet, spring back, in tortoiseshell.  
 Bell's Elevator.

The above set, complete . . . . . 4 7 6

No. 5. Superior Leather Case, lined with velvet, containing—

Upper Molar Forceps, Right, with circular joints.

Ditto Left ditto.

Lower Molar ditto ditto.

Upper Wisdom ditto.

Lower Wisdom ditto.

Upper Bicuspides ditto.

Lower Bicuspides ditto.

Upper Incisors and Canines ditto.

Lower ditto ditto.

Upper Stump ditto.

Lower Stump ditto.

Elevator, in ivory handle.

The above set, complete . . . . . £5 2 6

No. 6. Mahogany Case, lined with silk velvet, containing—

Upper Molar Forceps, Right, circular joints.

Upper Molar ditto Left ditto.

Lower Molar ditto ditto.

Upper Wisdom ditto.

Lower Wisdom ditto.

Upper Bicuspides ditto.

Lower Bicuspides ditto.

Upper Central Incisors and Canines, ditto.

Lower ditto ditto.

Upper Lateral Incisors and Bicuspides ditto.

Lower ditto ditto.

Improved Lower Stumps ditto.

Improved Upper Stumps ditto.

Lower Roots ditto.

Elevator, in chequered handle.

Gum Lancet, spring back, in shell.

The above set, complete . . . . . 6 15 0

Excavating and Rosehead Drills, consisting of twelve

Excavating and six Rosehead, fitting one socket handle,  
in morocco case, lined silk velvet . . . . . 1 1 0

Instruments for cutting down enamel, set of twelve, with  
socket handle, in morocco case, complete . . . . . 1 2 6

|                                                                                                                                                          |         |
|----------------------------------------------------------------------------------------------------------------------------------------------------------|---------|
| Scaling Instruments, plain handles, four in morocco case                                                                                                 | £0 10 0 |
| Ditto ditto six ditto                                                                                                                                    | 0 14 0  |
| Ditto Arnold & Sons' Portable, set of six fitting one handle, in leather case                                                                            | 0 12 0  |
| Ditto set of six, in ivory handles and morocco case                                                                                                      | 0 18 0  |
| Ditto set of twelve ditto                                                                                                                                | 1 15 0  |
| Ditto set of twelve, fitting one socket handle (ivory), in morocco case, lined silk velvet                                                               | 1 0 0   |
| Scaling and Stopping Instruments, consisting of six Scaling and six Stopping, in ivory handles, in morocco case, lined silk velvet                       | 1 15 0  |
| Stopping Instruments, set of six, in ivory handles and morocco case                                                                                      | 0 18 0  |
| Ditto set of twelve ditto                                                                                                                                | 1 15 0  |
| Ditto set of twelve, fitting one socket, ivory handle, in morocco case lined silk velvet                                                                 | 1 0 0   |
| Stopping and Scaling Instruments, consisting of twelve Stopping and twelve Scaling, fitting one socket, ivory handle, in morocco case, lined silk velvet | 1 10 6  |

Arnold and Sons' Dental Cabinet, in rosewood, walnut, or mahogany, lined silk velvet, with Instrument Trays, &c., containing—

Twelve Scaling Instruments, in ivory handles.  
 Twelve Stopping ditto ditto.  
 Twelve Excavators, steel handles.  
 Twelve Drills, rose-heads, ditto.  
 One Mouth Mirror.  
 Spring Forceps for foil, cotton, &c.  
 Bottle for Stopping.  
 Bottle for Mercury.

The above set, complete . . . . . 10 10 0

Arnold and Sons' Dental Cabinet, in rosewood, walnut, or mahogany, lined silk velvet, with Trays for Instruments, Gold Foil, and Drawer for Forceps, &c., containing—

Twelve Scaling Instruments, in ivory handles.  
 Twelve Stopping ditto ditto.  
 Twelve Excavators, steel handles.  
 Twelve rose-headed Drills, ditto.  
 Sixteen pairs Tooth Forceps, circular joints.  
 Two Elevators.  
 One Excising Forceps.

- One Mouth Mirror.
- Pair Strong Scissors.
- Gum Lancet, in tortoiseshell.

The above set, complete . . . . . £16 16 0



Arnold and Sons' Superior Dental Cabinet, in rosewood, walnut, or mahogany, lined silk velvet, with Trays and Drawers for Instruments, Gold Foil, &c., and lower Drawer for extra Forceps, containing—

- Eighteen superior Scaling Instruments, in ivory handles.
- Ditto Stopping ditto ditto.
- Twenty-four Excavators, in steel handles.
- Twelve rose Drills ditto.
- Twelve pairs circular-jointed Tooth Forceps.
- Four ditto ditto for Children.
- Twelve Excavators, fitting socket handle.
- Twelve rose Drills ditto.
- Pair Excising Forceps.
- Two Stump Elevators.
- One Screw for Stumps.
- One Gum Lancet, spring back, tortoiseshell handle.
- One strong Scissors, for foil, &c.
- One Tooth Syringe, electro-plated.
- One Mouth Mirror.
- One Tooth Saw.
- One Mouth Spatula.

The above set, complete . . . . . 25 0 0



Arnold and Sons' Tooth Forceps, circular joints and chequered handles, superior quality :—

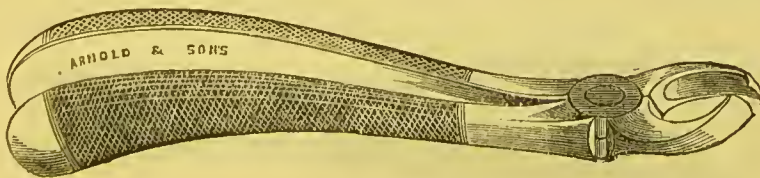


FIG. 344.

Upper Molar Forceps, right, Fig. 344 . . . . . 0 7 6




FIG. 345.

Upper Molar Forceps, left, Fig. 345 . . . . . £0 7 6

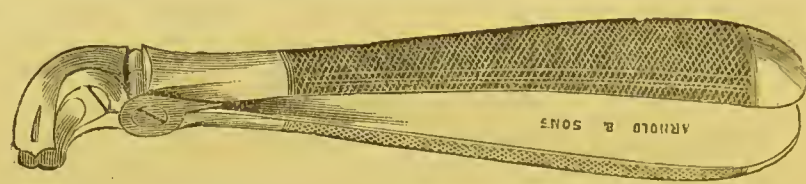


FIG. 346.

Lower Molar Forceps, Fig. 346 . . . . . 0 7 6

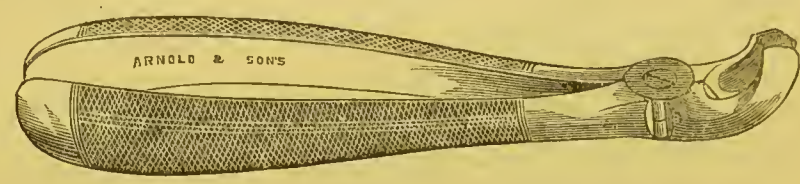


FIG. 347.

Lower Wisdom Forceps, Fig. 347 . . . . . 0 7 6

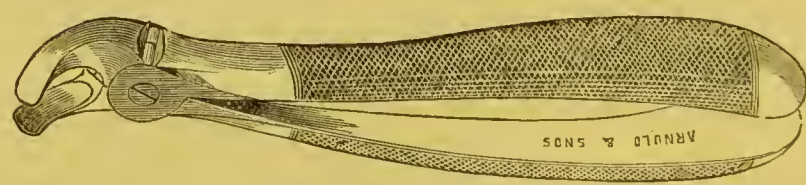


FIG. 348.

Upper Wisdom Forceps, Fig. 348 . . . . . 0 7 6

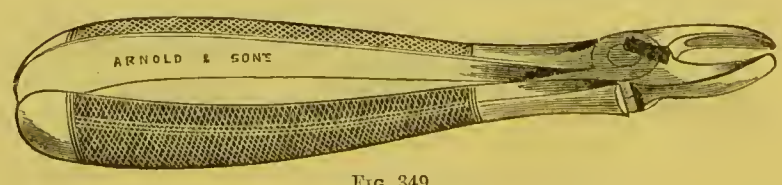


FIG. 349.

Upper Central Incisors and Canines, Fig. 349 . . . . . 0 7 6

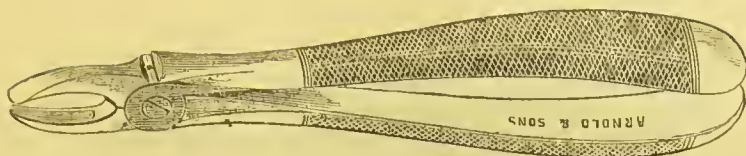


FIG. 350

Upper Lateral Incisors and Bicuspides, Fig. 350 . . . £0 7 6

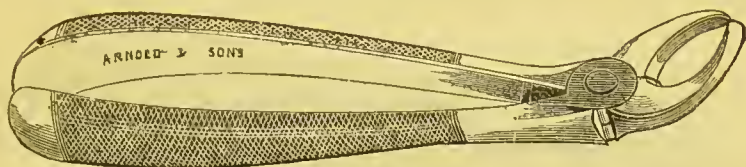


FIG. 351.

Lower Incisors and Canines, Fig. 351 . . . . . 0 7 6




FIG. 352.

Lower Bicuspides Forceps, Fig. 352 . . . . . 0 7 6

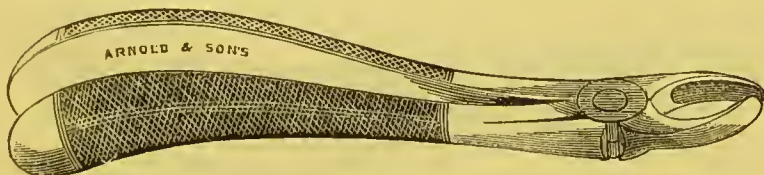


FIG. 353.

Upper Bicuspides Forceps, Fig. 353 . . . . . 0 7 6

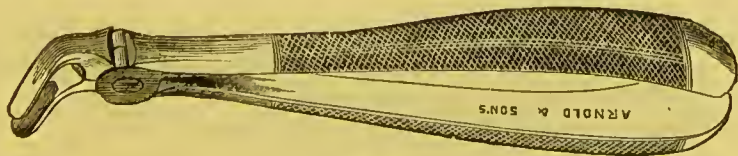


FIG. 354.

Lower Stump Forceps, Fig. 354 . . . . . 0 7 6




FIG. 355.

Upper Stump Forceps, Fig. 355 . . . . . £0 7 6

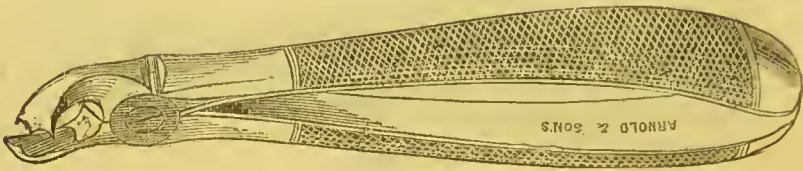


FIG. 356.

Lower Molar Stump Forceps, Fig. 356 . . . . . 0 7 6

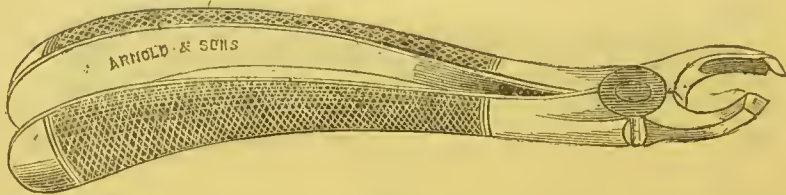


FIG. 357.

Upper Molar Stump Forceps, right, Fig. 357 . . . . . 0 7 6

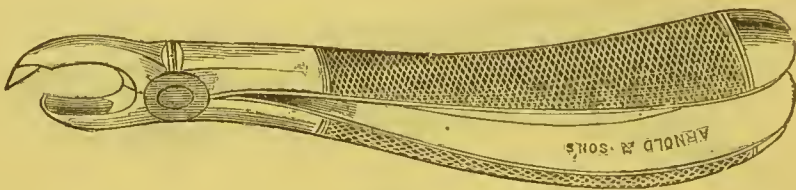


FIG. 358.

Upper Molar Stump Forceps, left, Fig. 358 . . . . . 0 7 6




FIG. 359.

Lower Molar Forceps, right, Fig. 359 . . . . . 0 7 6

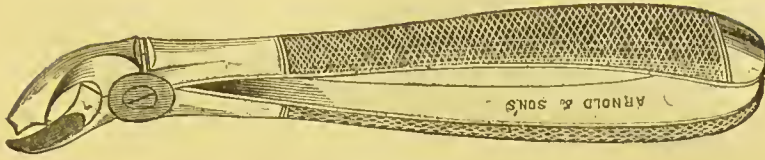


FIG. 360.

Lower Molar Forceps, left, Fig. 360 . . . . . £ 0 7 6

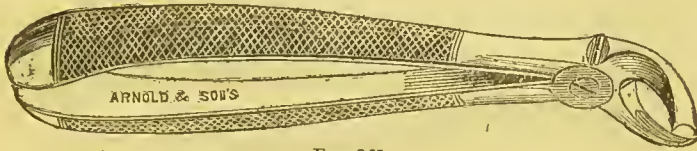


FIG. 361.

Lower Bicuspid Forceps, right, Fig. 361 . . . . . 0 7 6

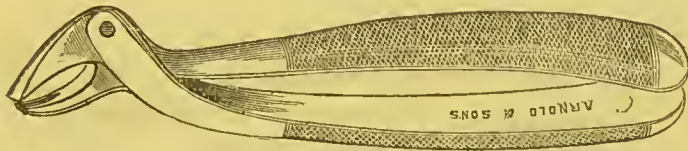


FIG. 362.

Lower Bicuspid Forceps, Fig. 362 . . . . . 0 7 6

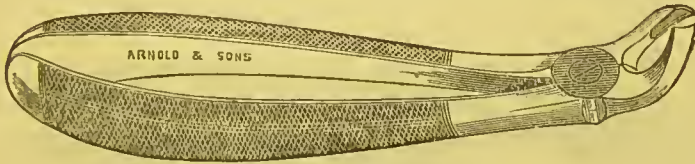


FIG. 363.

Lower Bicuspid Forceps, left, Fig. 363 . . . . . 0 7 6

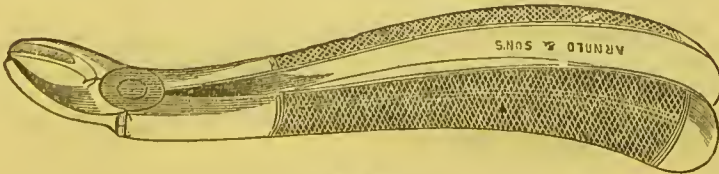


FIG. 364.

Upper Bicuspid Forceps, right, Fig. 364 . . . . . 0 7 6

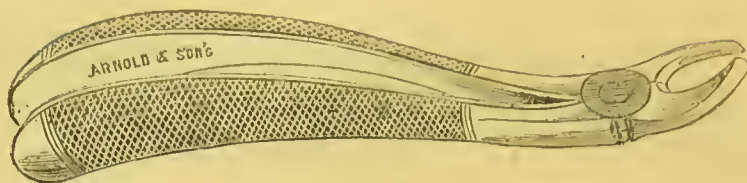


FIG. 365.

Upper Bicuspid Forceps, left, Fig. 365 . . . . . £0 7 6

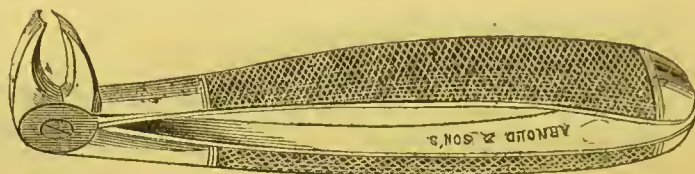


FIG. 366.

Lower Bicuspid Forceps, right, Fig. 366 . . . . . 0 7 6

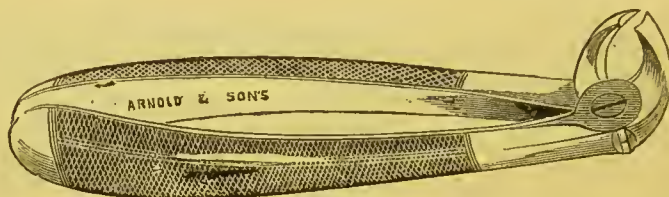


FIG. 367.

Lower Bicuspid Forceps, left, Fig. 367. . . . . 0 7 6




FIG. 368.

Lower Bicuspid Forceps, Fig. 368 . . . . . 0 7 6




FIG. 369.

Upper Stump Forceps, Fig. 369 . . . . . 0 7 6

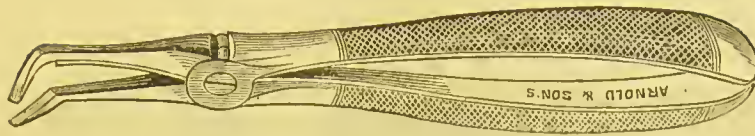


FIG. 370.

Lower Stump Forceps, Fig. 370 . . . . . £0 7 6

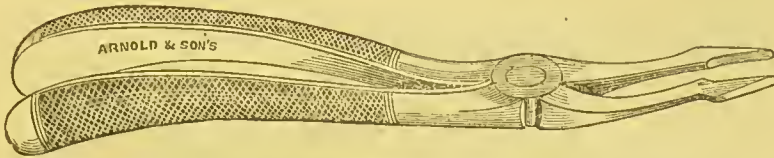


FIG. 371.

Upper Stump Forceps, Fig. 371 . . . . . 0 7 6

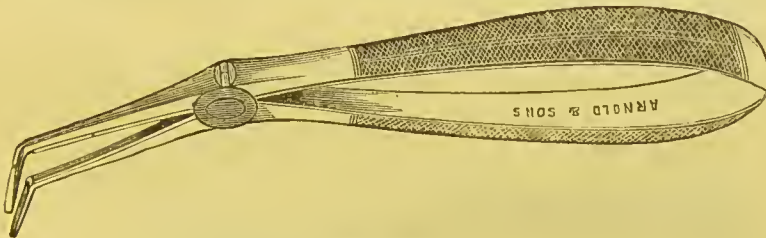


FIG. 372.

Lower Stump Forceps, left, Fig. 372 . . . . . 0 7 6

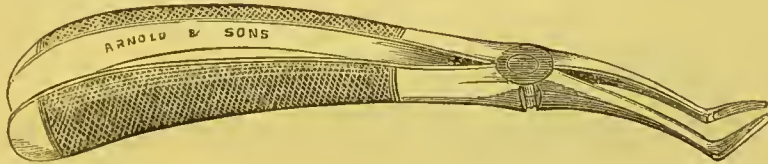


FIG. 373.

Upper Stump Forceps, Fig. 373 . . . . . 0 7 6

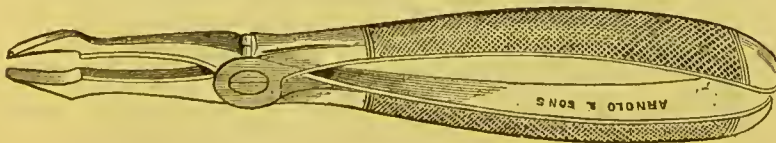


FIG. 374.

Upper Stump Forceps, Fig. 374 . . . . . 0 7 6




FIG. 375.

Lower Stump Forceps, Fig. 375 . . . . . £0 7 6

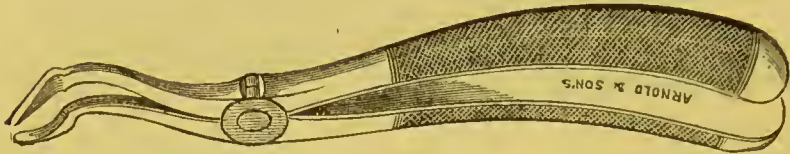


FIG. 376.

Lower Stump Forceps, Fig. 376 . . . . . 0 7 6

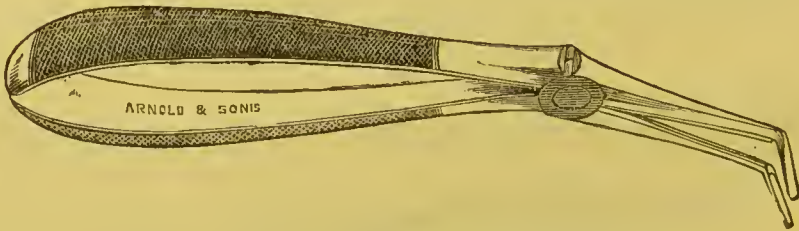


FIG. 377.

Lower Stump Forceps, right, Fig. 377 . . . . . 0 7 6

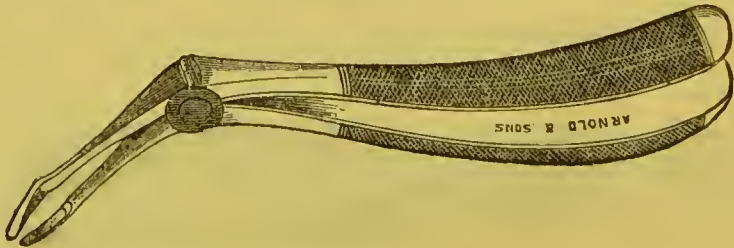


FIG. 378.

Upper Stump Forceps, right, Fig. 378 . . . . . 0 7 6

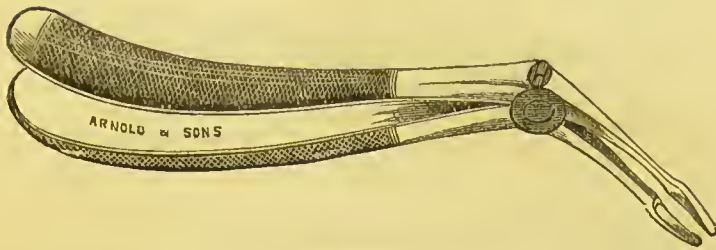


FIG. 379.

Upper Stump Forceps, left, Fig. 379 . . . . . £0 7 6



FIG. 380.

Lower Stump Forceps, Fig. 380 . . . . . 0 7 6

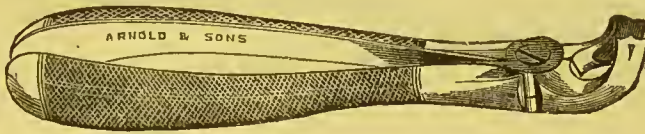


FIG. 381.

Children's Lower Temporary Molar Forceps, Fig. 381 . . . . . 0 6 6

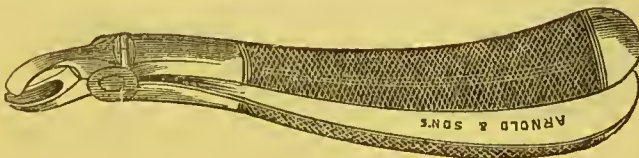


FIG. 382.

Children's Upper Temporary Molar Forceps, Fig. 382 . . . . . 0 6 6

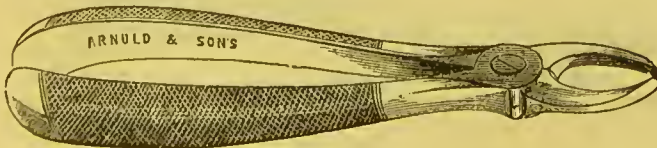


FIG. 383.

Children's Upper Temporary Incisor Forceps, Fig. 383 . . . . . 0 6 6

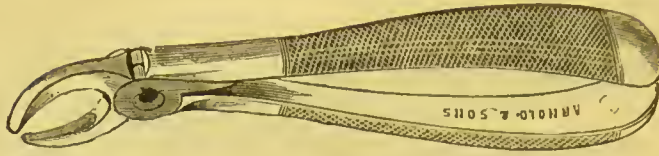


FIG. 384.

Children's Lower Temporary Incisor Forceps, Fig. 384 . . . £0 6 6

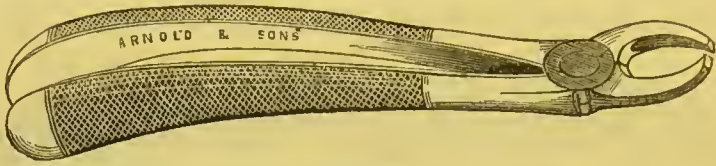


FIG. 385.

Upper Excising Forceps, Fig. 385 . . . . . 0 8 6

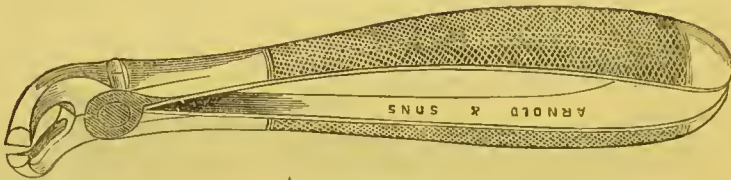


FIG. 386.

Lower Excising Forceps, Fig. 386 . . . . . 0 8 6




FIG. 387.

Upper Excising Forceps, Fig. 387 . . . . . 0 8 6



FIG. 388.

Lower Excising Forceps, Fig. 388 . . . . . 0 8 6




FIG. 389.

Lower Molar Forceps, angular, Fig. 389 . . . £0 8 0

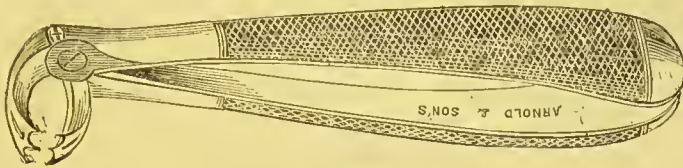


FIG. 390.

Lower Molar Forceps, angular, Left, Fig. 390 . . . 0 8 0



FIG. 391.

Lower Molar Forceps, angular, Right, Fig. 391 . . . 0 8 0  
 Alveolar Forceps, Mr. Cattlin's . . . . . 0 10 6

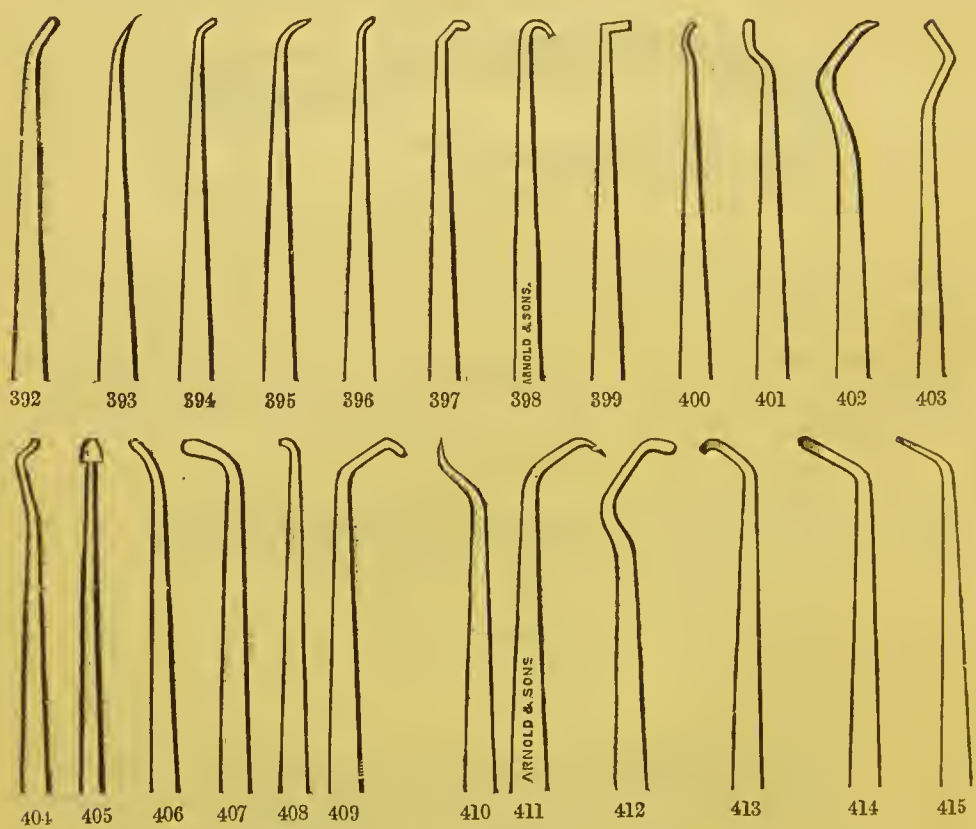
To prevent rust all Tooth Forceps can be plated with nickel silver at a cost of 1s. 9d. per pair, which is always clean and does not tarnish.

Mr. Coleman's Odontological Bag (Registered), containing—

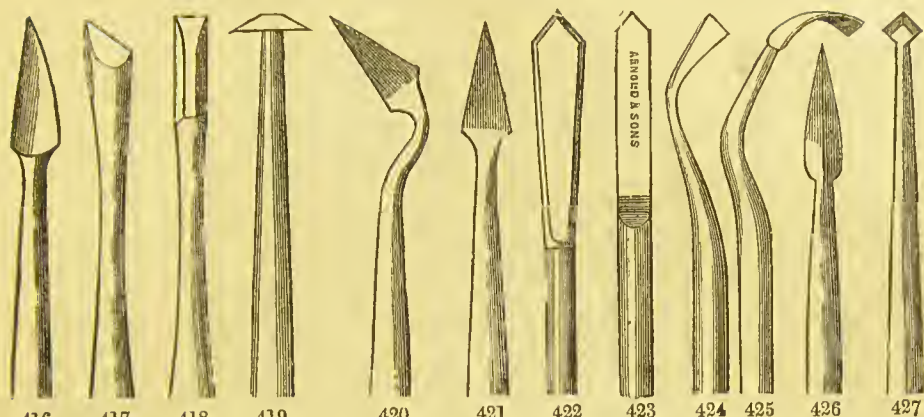
- Twelve pairs Tooth Forceps.
- Three Elevators.
- Gum Lancet, in tortoiseshell handle. -
- Tenaculum ditto.
- Scalpel ditto.
- Paget's Knife.
- Nitrous Oxide Apparatus, consisting of a Twenty-five gallon Bottle of Liquid Gas, Bloxam's Bag, two face-pieces, three props, two way stopcocks, unions, &c.
- Eight half-ounce stoppered glass bottles.
- Four two ounce ditto ditto.
- Twenty-four Excavators, steel handles.
- Twelve Rose Drills.

- Twenty-four Pluggers, wooden handles.
- Six Enamel Cutters.
- Four Burnishers.
- Six Files.
- Mouth Mirror.
- Mouth Syringe.
- Four steel Scalars.
- Box Powdered Pumice.
- Two Dragon Roots.
- Spatula with Spoon.
- Small Agate Pestle and Mortar.
- Small Spirit Lamp.
- Dressing Forceps.
- Foil Forceps.
- Trays for gold-foil, German tinder, &c., &c.

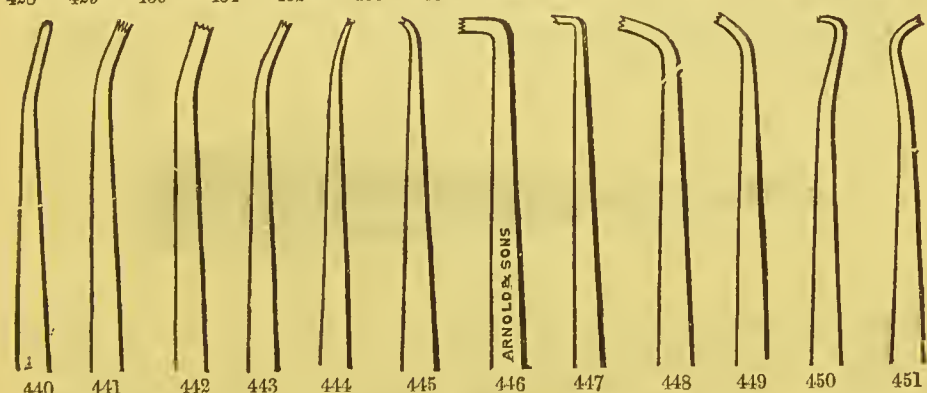
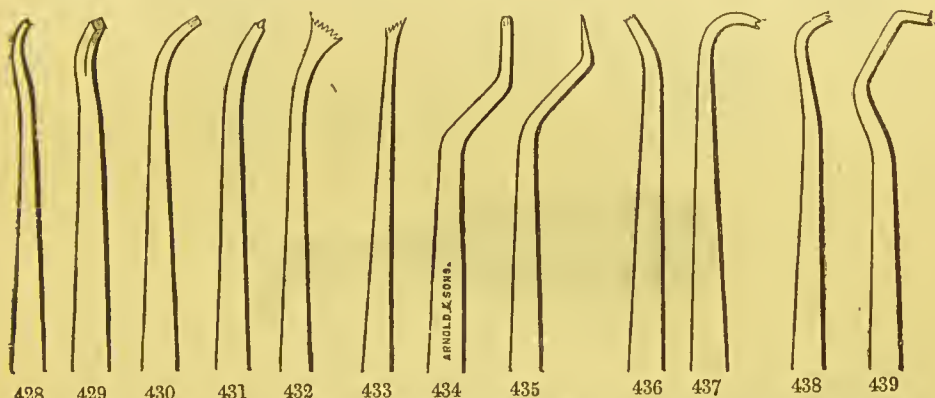
The above set, complete . . . . . £20 0 0




Excavating Instruments, in ivory handles, as Figs. 392 to 415 . . . . . each 0 1 6  
 Ditto . . . . . steel ditto as Figs. 392 to 415 . . . . . each 0 1 0



Scaling Instruments, in ivory handles, as Figs. 416 to 427 . . . . . each £0 2 0  
 Ditto . . . . ditto scaletang, as Figs. 416 to 427 . . . . . each 0 3 0



Stopping Instruments, in steel handles, as Figs. 428 to 451 . . . . . each 0 1 0  
 Ditto . . . . ivory ditto . . . . as Figs. 428 to 451 . . . . . each 0 2 0  
 Ditto . . . . ditto . . . . scaletang, as Figs. 428 to 451 . . . . . each 0 3 0



Rose-head Drills, with steel handles, as Figs. 452 to 463  
 each £0 1 0  
 Ditto in ivory handles, as Figs. 452 to 463  
 each 0 1 6




FIG. 464.

Elevator, Arnold and Sons' Improved, with cog movement, adjustable at any angle, Fig. 464 . . . . . 0 10 0  
 Ditto American . . . . . 0 3 6



FIG. 465.

Elevator, Bell's, Fig. 464 . . . . . 0 4 6  
 Ditto Clendon's, ebony handle . . . . . 0 3 0  
 Ditto ditto chequered ebony handle . . . . . 0 3 6  
 Ditto ditto ivory handle . . . . . 0 7 6  
 Ditto ditto with swivel joint . . . . . 0 7 0  
 Ditto Kempton's, with six claws, in case complete . . . . . 1 1 0  
 Ditto Sheffield's . . . . . 0 5 0  
 Ditto Saunders', set of three . . . . . 0 8 0




FIG. 466.

|                                                            |    |    |   |
|------------------------------------------------------------|----|----|---|
| Elevator, Tomes', right, left, and straight, Fig. 466 each | £0 | 5  | 0 |
| Ditto Thomson's                                            | 0  | 4  | 6 |
| Ditto ditto set of three in ebony handles                  | 0  | 13 | 6 |
| Ditto ditto ditto in ivory ditto                           | 0  | 18 | 0 |
| Elevators, plain                                           | 0  | 2  | 6 |
| Forceps for cutting bone, Mr. Coleman's Improved           | 0  | 15 | 0 |

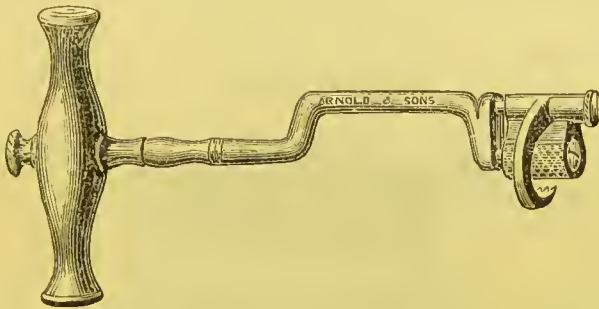


FIG. 467.

|                                               |   |    |   |
|-----------------------------------------------|---|----|---|
| Fox's Tooth Key, ebony handle, Fig. 467       | 0 | 8  | 6 |
| Ditto ivory handle                            | 0 | 10 | 0 |
| Ditto Improved with spring bolt, ebony        | 0 | 14 | 0 |
| Ditto ditto ditto ivory                       | 0 | 16 | 0 |
| Ditto ditto ditto with spring                 | 0 | 18 | 0 |
| to handle                                     | 0 | 18 | 0 |
| Gum Lancet, tortoiseshell handle              | 0 | 2  | 6 |
| Ditto spring back                             | 0 | 4  | 0 |
| Ditto two blades                              | 0 | 7  | 6 |
| Ditto three blades                            | 0 | 10 | 0 |
| Mouth Mirror, ivory handle                    | 0 | 4  | 0 |
| Ditto hinged                                  | 0 | 5  | 6 |
| Ditto German silver, ivory handle             | 0 | 6  | 0 |
| Ditto ditto to fold                           | 0 | 8  | 6 |
| Ditto pearl handle                            | 0 | 7  | 6 |
| Ditto steel                                   | 0 | 2  | 6 |
| Ditto in wood frame                           | 0 | 1  | 0 |
| Ditto Arnold and Sons' Improved, silver, with | 0 | 17 | 6 |
| ball-and-socket movement                      | 0 | 17 | 6 |
| Ditto ditto ditto electro-plated              | 0 | 12 | 6 |
| Ditto folding joint                           | 0 | 12 | 6 |

|                                                                                        |    |    |   |
|----------------------------------------------------------------------------------------|----|----|---|
| Mouth Mirror, Kiessler's plated frame . . . . .                                        | £0 | 15 | 6 |
| Ditto swing frame, plated . . . . .                                                    | 0  | 6  | 6 |
| Rose-head Drill, with universal joint . . . . .                                        | 0  | 15 | 0 |
| Ditto Arnold and Sons' Improved . . . . .                                              | 1  | 3  | 6 |
| Screw for Stumps . . . . .                                                             | 0  | 2  | 6 |
| Snell's Tooth Key, spring bolt and revolving fulcrum . . . . .                         | 1  | 1  | 0 |
| Syringe, with fine silver pipe for washing out cavities . . . . .                      | 0  | 5  | 0 |
| Tooth Punch, Arnold and Sons' portable folding, with<br>French spring catch . . . . .  | 0  | 10 | 6 |
| Two Tooth Keys, small and large, with spring bolts and<br>fitting one handle . . . . . | 1  | 10 | 0 |

~~~~~

TROCARS.

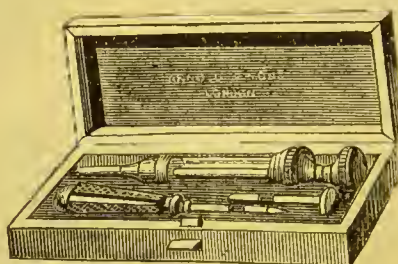


FIG. 468.

No. 1. Morocco leather case, Fig. 468, containing—

Hydrocele Trocar, in chequered ebony handle, and silver
 ferrule and canula.

Glass syringe, with platina point and ivory mounts.

The set, complete 0 17 6

~~~~~

No. 2. Morocco leather case, lined silk velvet containing—

Large Trocar for paracentesis abdominis, in chequered ebony  
    handle, with silver ferrule and canula.

Medium Trocar for ascites ditto.

Small ditto hydrocele, ditto.

The set, complete . . . . . 1 5 0

No. 3. Superior morocco leather case, with spring lock and lined silk velvet, containing—

Large Trocar for paracentesis abdominis, in chequered ebony handle, with silver ferrule and canula.

Medium Trocar for ascites ditto.

Small ditto hydrocele ditto.

Ponteau's curved Trocar for puncturing the bladder per rectum.

Glass Syringe, with platina point and ivory mounts.

The set, complete . . . . . £2 7 6



FIG. 469.

Hydrocele Trocar, in chequered ebony handle silver canula and ferrule, Fig. 469 . . . . . 0 6 0



FIG. 470.

Ascites Trocar, in chequered ebony handle, silver canula and ferrule, Fig. 470 . . . . . 0 7 6

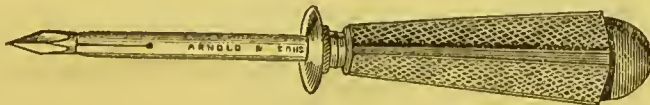


FIG. 471.

Paracentesis Abdominis Trocar, in chequered ebony handle, silver canula and ferrule, Fig. 471 . . . . . 0 8 6

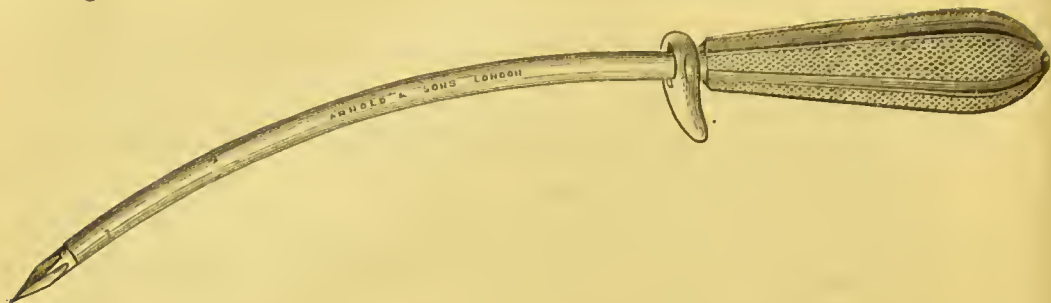


FIG. 472.

Ponteau's curved Trocar for puncturing the bladder per rectum, in chequered ebony handle, silver canula and ferrule, Fig. 472 . . . . . £0 13 6  
 Cock's Trocar for puncturing the bladder per rectum, with three silver canulas, in case, complete . . . . . 1 13 6



FIG. 473.

Exploring Trocar, in ivory case, the silver canula fitting into the handle for portability, four sizes, Nos. 1, 2, 3, and 4, Fig. 473 . . . . . each 0 7 6  
 Ditto in ebony case, Fig. 473 ditto ditto 0 6 6  
 Hydrocele Trocar ditto Fig. 473 . . . . . 0 7 6  
 Ascites ditto ditto Fig. 473 . . . . . 0 8 6  
 Paracentesis Abdominis, ditto Fig. 473 . . . . . 0 9 6  
 Thompson's Trocar, with side branch for india-rubber tubing, small . . . . . 0 16 0  
 Ditto ditto large 0 17 0  
 Dieulafoy's Suction Trocar . . . . . 2 2 0



FIG. 474.




FIG. 475.

|                                                                                                              |    |   |   |
|--------------------------------------------------------------------------------------------------------------|----|---|---|
| Dr. Murchinson's Improved Trocar and Syringe complete,<br>for Tapping the Chest, Figs. 474 and 475 . . . . . | £2 | 2 | 0 |
| Ditto with two stop-cock Canulas<br>and Trocars, complete in case . . . . .                                  | 3  | 3 | 0 |
| Ditto with three stop-cock Canulas<br>and Trocars, complete in case . . . . .                                | 4  | 4 | 0 |

In the above Syringe the valves are so arranged that it is impossible for air to enter, and no stop-cock is required to the Syringe.

|                                                                                                                                                                      |   |   |   |
|----------------------------------------------------------------------------------------------------------------------------------------------------------------------|---|---|---|
| Erichsen's Trocar for Tapping the chest. To the end of<br>Canula a mount is made with plugs on, and to which<br>is attached a bladder to receive the fluid . . . . . | 1 | 1 | 0 |
| Hydrocephalus Trocar . . . . .                                                                                                                                       | 0 | 8 | 6 |

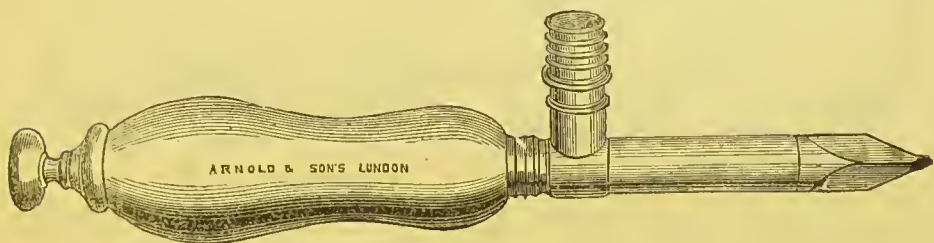


FIG. 476.

|                                                                                                        |   |    |   |
|--------------------------------------------------------------------------------------------------------|---|----|---|
| Spencer Wells' Ovariotomy Syphon Trocar, with side<br>branch, small, Fig. 476 . . . . .                | 1 | 7  | 6 |
| Ditto ditto medium,<br>Fig. 476 . . . . .                                                              | 1 | 12 | 6 |
| Ditto ditto large, Fig. 476<br>Ditto Syphon Trocar, with hooks for secur-<br>ing the pedicle . . . . . | 2 | 0  | 0 |
| Southey's Trocar and Canula, for the treatment of Exten-<br>sive and Unyielding Anasarca. . . . .      | 2 | 2  | 0 |

(Vide *Lancet*, May 5th, 1877.)

|                                                                                            |   |    |   |
|--------------------------------------------------------------------------------------------|---|----|---|
| Price, with four Silver Canulas, in ivory case, and<br>drainage tubing, complete . . . . . | 0 | 10 | 6 |
|--------------------------------------------------------------------------------------------|---|----|---|



ASPIRATORS.

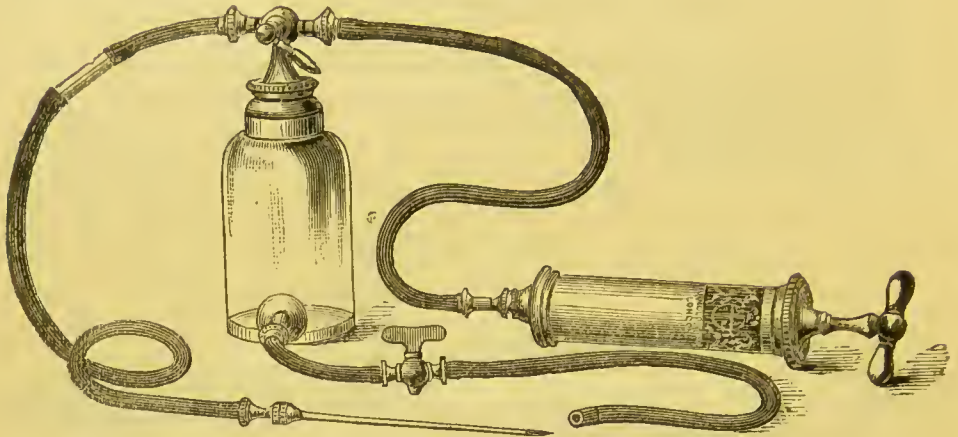


FIG. 477.

Aspirator, Arnold and Sons' Improved, with glass reservoir, exhausting syringe, and six seamless tube gilt needles, two-way stop-cock, complete, in morocco case, Fig. 477 . . . . . £5 5 0

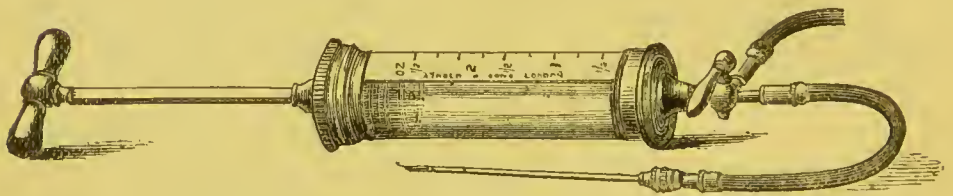


FIG. 478.

Aspirator, Dieulafoy's with three seamless tube gilt needles, &c., in leather case, small size, Fig. 478 . . . . . 3 3 0  
 Ditto with six needles, complete in morocco leather case, medium size, Fig. 478 . . . . . 4 4 0  
 Ditto large, Fig. 478 . . . . . 5 5 0  
 Ditto mounted on ebony stand, glass barrel, piston, with rack movement, three stop cocks, with full set of needles and trocars of various sizes, in handsome morocco case . . . . . 10 10 0





FIG. 481.

|                                                                                                                                            |         |
|--------------------------------------------------------------------------------------------------------------------------------------------|---------|
| Aspirator, Arnold and Sons' Improved, with india-rubber cork to fit any size bottle, and two needles, in mahogany case, Fig. 481 . . . . . | £1 10 0 |
| Ditto Arnold and Sons', with flute key lever and set of needles, in mahogany case . . . . .                                                | 2 10 0  |

### ABDOMINAL BELTS, BANDAGES, &c.

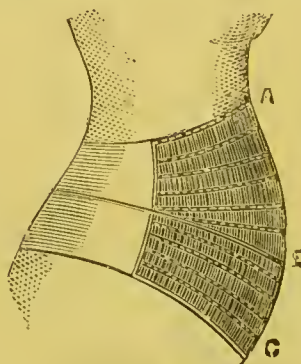


FIG. 482.

|                                                                               |        |
|-------------------------------------------------------------------------------|--------|
| Arnold and Sons' Improved Abdominal Belt, with cotton elastic sides . . . . . | 0 15 0 |
| Ditto ditto superior . . . . .                                                | 1 1 0  |
| Ditto ditto with silk elastic sides . . . . .                                 | 1 1 0  |
| Ditto ditto superior . . . . .                                                | 1 10 0 |
| Ditto ditto with spiral wire sides, superior quality . . . . .                | 2 2 0  |

The advantage of these Belts consists in the sides being made of specially prepared spiral wires, which always retain their power and elasticity.

|                                                              |         |
|--------------------------------------------------------------|---------|
| Abdominal Belt, Elastic Cotton, third quality, Fig. 482      | £0 15 0 |
| Ditto second ditto . . . . .                                 | 1 1 0   |
| Ditto first ditto . . . . .                                  | 1 10 0  |
| Abdominal Belt, Elastic Silk, third quality . . . . .        | 1 0 0   |
| Ditto second ditto . . . . .                                 | 1 7 6   |
| Ditto first ditto . . . . .                                  | 1 15 0  |
| Abdominal Belt, Spiral Elastic Silk, third quality . . . . . | 1 10 0  |
| Ditto ditto second ditto . . . . .                           | 2 2 0   |
| Ditto ditto first ditto . . . . .                            | 3 0 0   |
| Bryant's Abdominal Belt . . . . .                            | 0 17 6  |
| Ditto superior . . . . .                                     | 1 12 6  |

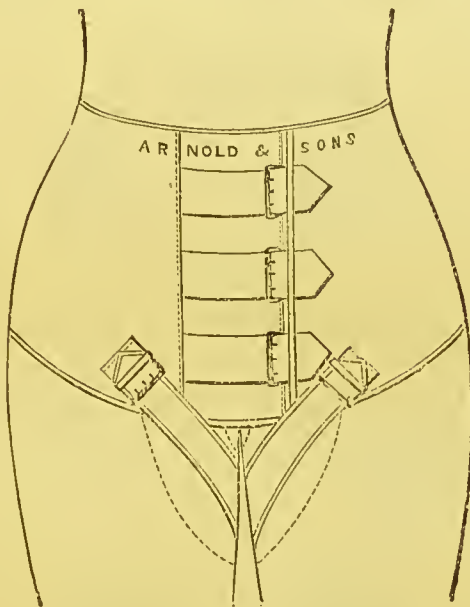


FIG. 483.

Obstetric Binder, Dr. Greene's Improved, Fig. 483 . . . . . 0 7 6

The following letter appeared in the *Medical Press and Circular* of June 18th, 1873:—

“SIR,—I beg to forward herewith a specimen of an Obstetric Binder, devised by me to meet a want I have long felt in my daily practice, where I find the ordinary roller useless in consequence of its slipping up round the patient's waist with the slightest movement on her part, no matter how securely fastened, while the binder, with one strap passing between the patient's thighs, is too obviously inconvenient.

“My Binder has two straps, one to fasten round each thigh. It can be adjusted by any ordinary nurse, or by the patient herself, and once fixed must remain *in situ*. The diagram, however, will convey a better idea of its construction and advantages than a mere verbal description.

“Yours, &c.,

“W. T. GREENE, M.A., M.B., &c.

|                                              |    |    |   |
|----------------------------------------------|----|----|---|
| Obstetric Binder, Dr. Greenhalgh's . . . . . | £0 | 5  | 6 |
| Ditto Dr. Gaitskill's . . . . .              | 0  | 3  | 6 |
| Ditto Arnold and Sons' . . . . .             | 0  | 5  | 0 |
| Woodward's Obstetric Support . . . . .       | 1  | 11 | 6 |

Vide *Lancet*, October 16th, 1869.

|                                                                                           |   |    |   |
|-------------------------------------------------------------------------------------------|---|----|---|
| Umbilical Belt, with cotton elastic sides and pad . . . . .                               | 0 | 18 | 0 |
| Ditto ditto super . . . . .                                                               | 1 | 4  | 0 |
| Ditto with silk elastic sides and Arnold and<br>Sons' Improved India-rubber pad . . . . . | 1 | 5  | 0 |
| Ditto ditto super . . . . .                                                               | 1 | 15 | 0 |
| Ditto ditto with spiral<br>elastic sides and inflated pad . . . . .                       | 2 | 2  | 0 |

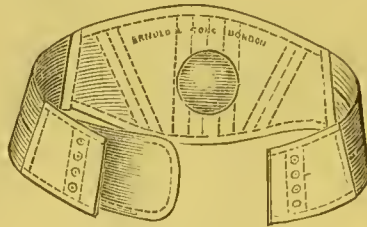


FIG. 484.

|                                                                             |   |   |   |
|-----------------------------------------------------------------------------|---|---|---|
| Umbilical Band, Children's, Arnold and Sons' Improved<br>Fig. 484 . . . . . | 0 | 7 | 0 |
|-----------------------------------------------------------------------------|---|---|---|

*This bandage is so constructed that it fits the body accurately, and remains in one position. Those in general use are a source of annoyance by constantly shifting.*

|                                                   |   |   |   |
|---------------------------------------------------|---|---|---|
| Umbilical Band, Children's India-rubber . . . . . | 0 | 2 | 0 |
| Ditto ditto to lace . . . . .                     | 0 | 3 | 6 |

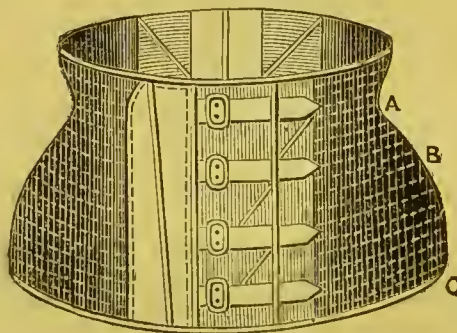


FIG. 485.

|                                                                      |   |    |   |
|----------------------------------------------------------------------|---|----|---|
| Riding Belt, plain rubber sides, Fig. 485 . . . . .                  | 0 | 7  | 6 |
| Ditto ditto superfine . . . . .                                      | 0 | 12 | 6 |
| Ditto Arnold and Sons' Improved, with spiral<br>wire sides . . . . . | 1 | 15 | 0 |
| Ditto ditto super quality . . . . .                                  | 2 | 2  | 0 |

|                                                    |         |
|----------------------------------------------------|---------|
| Prolapsus Uteri Bandage, Arnold and Sons' Improved | £0 12 6 |
| Ditto Blundell's                                   | 1 5 0   |

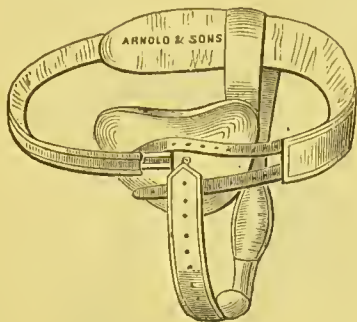


FIG. 486.

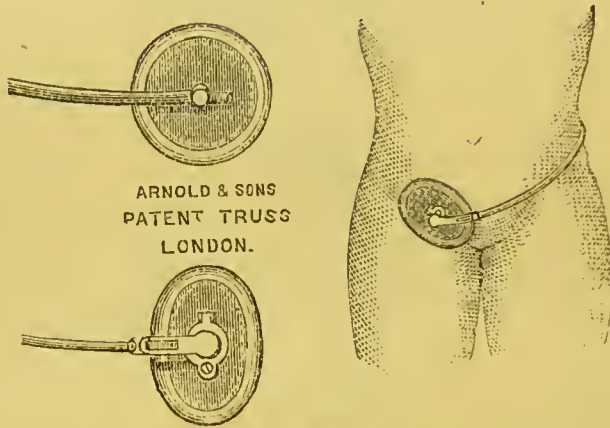
|                                                    |        |
|----------------------------------------------------|--------|
| Utero-Abdominal Support, Hull's, Fig. 486          | 1 15 0 |
| Ditto ditto superfine quality                      | 2 5 0  |
| Ditto Lever's                                      | 1 10 0 |
| Ditto Palfrey's                                    | 1 1 0  |
| Ditto Ashburner's                                  | 0 15 0 |
| T Bandages                                         | 0 1 6  |
| Eighteen-tailed Bandages                           | 0 2 0  |
| Strait Waistcoats                                  | 0 14 0 |
| Ditto Arnold and Sons' Improved                    | 1 1 0  |
| Lunatic Belts, Arnold and Sons' Improved, complete | 2 2 0  |
| Ditto Manacles, complete                           | 2 10 0 |

NOTE.—Measurements required for Abdominal or Umbilical Belts, circumference round A, E, and C, Fig. 482.

Measurements required for Riding Belts, circumference round A, B, C, Fig. 485.



TRUSSES.



ARNOLD & SONS  
PATENT TRUSS  
LONDON.

FIG. 487.

|                                                      |   |       |               |
|------------------------------------------------------|---|-------|---------------|
| Arnold and Sons' Improved Self-adjusting Truss, with |   |       |               |
| ball-and-socket pad, Single, Fig. 497                | . | .     | £0 15 0       |
| Ditto                                                |   | ditto | Double 1 10 0 |

This truss is so constructed that the ball-and-socket pad can be readily fixed at any required angle or left perfectly free if desired. The covering is of tubular india rubber, which rotates with every movement of the body, thereby rendering the pads immovable. The truss can be increased or shortened as required by simply turning the pad at back.

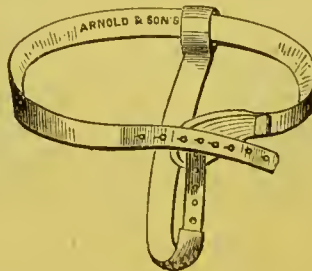


FIG. 488.

|                                        |   |   |   |   |   |   |
|----------------------------------------|---|---|---|---|---|---|
| Circular spring Single Truss, Fig. 488 | . | . | . | 0 | 2 | 6 |
| Ditto ditto covered, best              | . | . | . | 0 | 3 | 6 |
| Ditto ditto extra superior             | . | . | . | 0 | 5 | 0 |

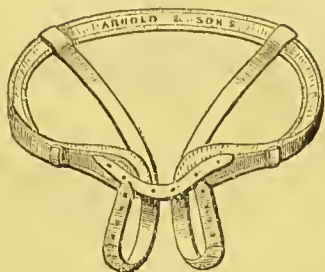


FIG. 489.

|                                                   |    |    |   |
|---------------------------------------------------|----|----|---|
| Circular Spring, Double Truss, Fig. 489 . . . . . | £0 | 5  | 0 |
| Ditto ditto covered best . . . . .                | 0  | 7  | 0 |
| Ditto ditto extra superior . . . . .              | 0  | 10 | 0 |
| Moc-main Single Truss . . . . .                   | 0  | 10 | 0 |
| Ditto superior . . . . .                          | 0  | 15 | 0 |
| Ditto extra superior . . . . .                    | 1  | 1  | 0 |

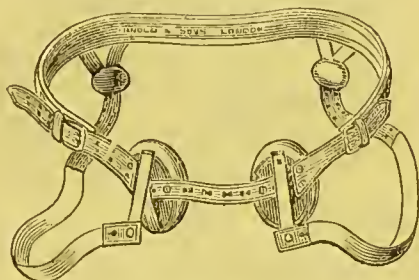


FIG. 490.

|                                           |   |    |   |
|-------------------------------------------|---|----|---|
| Moc-main Double Truss, Fig. 490 . . . . . | 0 | 15 | 0 |
| Ditto ditto super . . . . .               | 1 | 5  | 0 |
| Ditto ditto extra superior . . . . .      | 1 | 10 | 0 |



FIG. 491.

|                                                                                        |   |    |   |
|----------------------------------------------------------------------------------------|---|----|---|
| Salmon's (expired patent) Single Truss, Fig. 491 . . . . .                             | 0 | 4  | 6 |
| Ditto covered, best . . . . .                                                          | 0 | 7  | 6 |
| Ditto Arnold and Sons' Improved, extra light, and covered in morocco leather . . . . . | 0 | 10 | 6 |

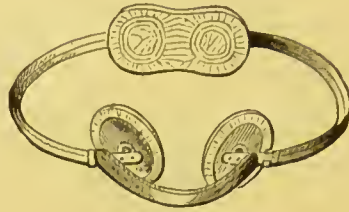


FIG. 492.

|                                                                                                 |    |    |   |
|-------------------------------------------------------------------------------------------------|----|----|---|
| Salmon's (expired patent) Double Truss, Fig. 492 . . .                                          | £0 | 9  | 0 |
| Ditto ditto covered, best . . . . .                                                             | 0  | 15 | 0 |
| Ditto ditto Arnold and Sons' Improved,<br>extra light, and covered in morocco leather . . . . . | 1  | 1  | 0 |

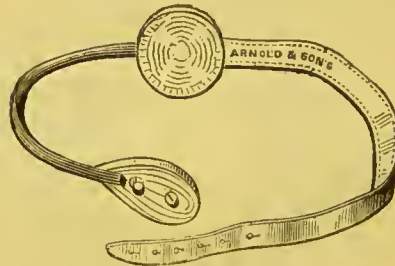


FIG. 493.

|                                                          |   |    |   |
|----------------------------------------------------------|---|----|---|
| Cole's (expired patent) Single Truss, Fig. 493 . . . . . | 0 | 7  | 0 |
| Ditto ditto covered, best . . . . .                      | 0 | 10 | 6 |

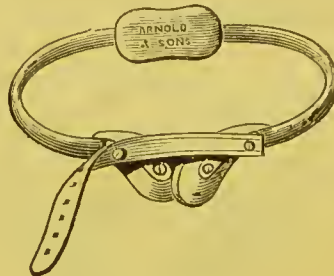


FIG. 494.

|                                                                 |   |    |   |
|-----------------------------------------------------------------|---|----|---|
| Cole's (expired patent) Double Truss, Fig. 494 . . . . .        | 0 | 14 | 0 |
| Ditto ditto covered best . . . . .                              | 1 | 1  | 0 |
| Arnold and Sons' Improved, with sliding heads, single . . . . . | 0 | 12 | 6 |
| Ditto ditto ditto double . . . . .                              | 1 | 5  | 0 |

These trusses are fitted with india-rubber pads and sliding heads, the spring being covered with Russian leather.

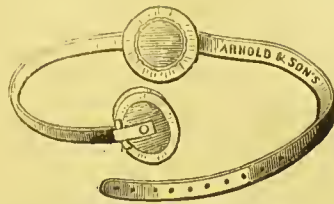


FIG. 495.

|                                                 |    |    |   |
|-------------------------------------------------|----|----|---|
| Umbilical Truss, Fig. 495 . . . . .             | £0 | 8  | 0 |
| Ditto covered, best . . . . .                   | 0  | 15 | 0 |
| Ditto with spring pad . . . . .                 | 1  | 1  | 0 |
| Prolapsus Ani Truss, with boxwood pad . . . . . | 1  | 1  | 0 |

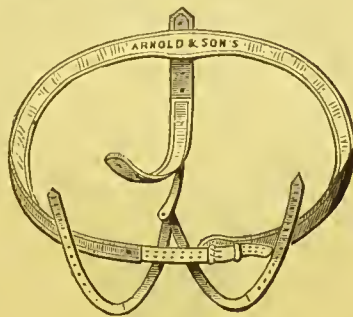


FIG. 496.

|                                                                                                     |   |    |   |
|-----------------------------------------------------------------------------------------------------|---|----|---|
| Prolapsus Ani Truss, Arnold and Sons' Improved, with ivory pad and under spring, Fig. 496 . . . . . | 1 | 10 | 0 |
| Ditto ditto superior quality . . . . .                                                              | 2 | 0  | 0 |
| Prolapsus Bandage, Arnold and Sons', with India-rubber pad . . . . .                                | 0 | 10 | 0 |
| Scrotal Truss, single . . . . .                                                                     | 0 | 4  | 6 |
| Ditto covered, best . . . . .                                                                       | 0 | 7  | 6 |
| Ditto double . . . . .                                                                              | 0 | 8  | 0 |
| Ditto ditto covered, best . . . . .                                                                 | 0 | 14 | 0 |




FIG. 497.

|                                                          |   |    |   |
|----------------------------------------------------------|---|----|---|
| Scrotal Truss, single, with tail pad, Fig. 497 . . . . . | 0 | 7  | 6 |
| Ditto ditto covered, best . . . . .                      | 0 | 10 | 6 |
| Ditto double ditto . . . . .                             | 0 | 15 | 0 |
| Ditto ditto ditto covered, best . . . . .                | 1 | 1  | 0 |

Directions for measurement.—Circumference of body round pelvis, which side, and whether Inguinal, Scrotal, or Femoral.

## SUSPENDERS.

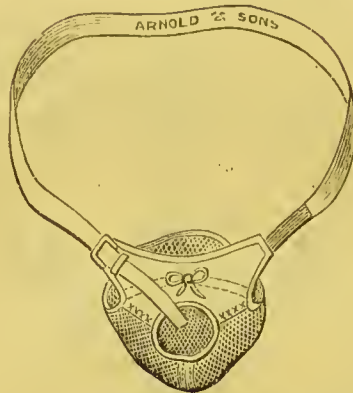


FIG. 498.

|                                                                                                       |    |   |   |
|-------------------------------------------------------------------------------------------------------|----|---|---|
| Cotton Suspender, common                                                                              | £0 | 1 | 6 |
| Ditto Arnold and Sons' Improved, with<br>drawing tape                                                 | 0  | 2 | 6 |
| Silk Suspender                                                                                        | 0  | 3 | 0 |
| Ditto Arnold and Sons' Improved, with<br>drawing tape, Fig. 498                                       | 0  | 3 | 6 |
| Bourjeaurd's Silk Suspender                                                                           | 0  | 5 | 6 |
| Ditto Cotton ditto                                                                                    | 0  | 4 | 6 |
| Cotton Suspender, with Jean band and under straps                                                     | 0  | 2 | 6 |
| Silk ditto ditto                                                                                      | 0  | 3 | 6 |
| Ryan's Silk Suspender                                                                                 | 0  | 4 | 6 |
| Hydrocele Suspender, cotton                                                                           | 0  | 3 | 6 |
| Ditto silk                                                                                            | 0  | 4 | 6 |
| Ditto Arnold and Sons' Improved                                                                       | 0  | 7 | 6 |
| Arnold and Sons' Improved Suspender for irreducible<br>scrotal hernia, with shoulder straps, complete | 1  | 1 | 0 |

**ELASTIC STOCKINGS, KNEE CAPS,  
ANKLETS, &c.**

*Arnold and Sons' elastic goods are made with the Improved Ætherized India rubber, which is more durable than the india rubber generally supplied, and retains its elasticity a much longer period. Change of temperature or climate does not affect the Ætherized India rubber.*

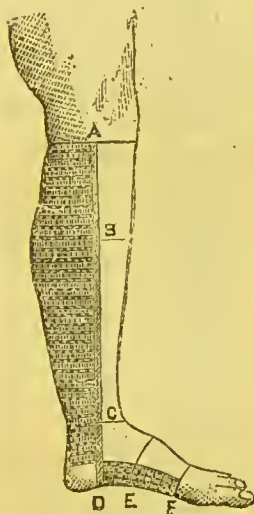


FIG. 499.

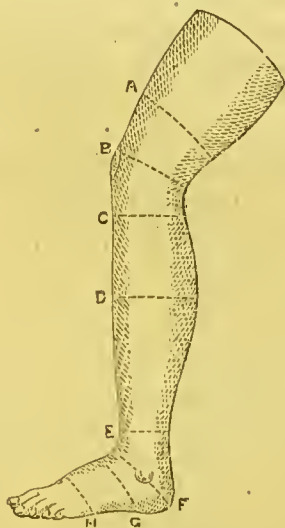


FIG. 500.

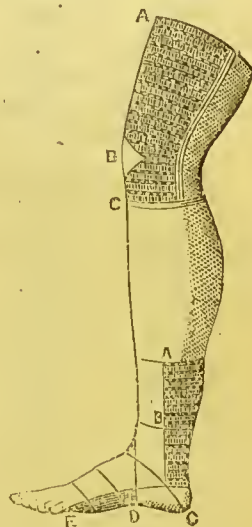


FIG. 501.

|                           |                                               |                |   |          |    |    |   |
|---------------------------|-----------------------------------------------|----------------|---|----------|----|----|---|
| Stockings, Cotton Elastic | .                                             | .              | . | per pair | £0 | 7  | 0 |
| Ditto                     | superior                                      | .              | . | ditto    | 0  | 8  | 0 |
| Ditto                     | to lace                                       | .              | . | ditto    | 0  | 14 | 0 |
| Ditto                     | Silk Elastic                                  | .              | . | ditto    | 0  | 10 | 0 |
| Ditto                     | ditto                                         | superior       | . | ditto    | 0  | 12 | 6 |
| Ditto                     | ditto                                         | extra superior | . | ditto    | 0  | 15 | 0 |
| Ditto                     | ditto                                         | to lace        | . | ditto    | 1  | 1  | 0 |
| Ditto                     | Laced, of stout elastic and strong Jean,      |                |   | ditto    | 1  | 15 | 0 |
| Ditto                     | Arnold and Sons' Improved Spiral Wire Spring, |                |   | ditto    | 2  | 10 | 0 |
|                           | to lace, Fig. 499                             | .              | . |          |    |    |   |

Measurements required for Stockings—Circumference at C, D, E, F, G, H, and length C to G, Fig. 500.

|                                                                                    |          |    |    |   |
|------------------------------------------------------------------------------------|----------|----|----|---|
| Knee-caps, Cotton Elastic . . . . .                                                | per pair | £0 | 6  | 0 |
| Ditto ditto superior . . . . .                                                     | ditto    | 0  | 7  | 0 |
| Ditto ditto to lace . . . . .                                                      | ditto    | 0  | 11 | 0 |
| Ditto Silk Elastic . . . . .                                                       | ditto    | 0  | 8  | 0 |
| Ditto ditto superior . . . . .                                                     | ditto    | 0  | 10 | 0 |
| Ditto ditto extra superior . . . . .                                               | ditto    | 0  | 12 | 6 |
| Ditto ditto to lace . . . . .                                                      | ditto    | 0  | 15 | 0 |
| Ditto Arnold and Sons' Improved Spiral Wire<br>Spring, to lace, Fig. 501 . . . . . | ditto    | 1  | 10 | 0 |

Measurements required for Knee-caps.—Circumference at  
A,B,C, Fig. 501.

|                                                                          |          |   |    |   |
|--------------------------------------------------------------------------|----------|---|----|---|
| Anklets, Cotton Elastic . . . . .                                        | per pair | 0 | 6  | 0 |
| Ditto ditto superior . . . . .                                           | ditto    | 0 | 7  | 0 |
| Ditto ditto to lace . . . . .                                            | ditto    | 0 | 11 | 0 |
| Ditto Silk Elastic . . . . .                                             | ditto    | 0 | 7  | 0 |
| Ditto ditto superior . . . . .                                           | ditto    | 0 | 9  | 6 |
| Ditto ditto extra superior . . . . .                                     | ditto    | 0 | 12 | 0 |
| Ditto ditto to lace . . . . .                                            | ditto    | 0 | 14 | 0 |
| Ditto Arnold and Sons' Improved Spiral Wire Spring,<br>to lace . . . . . | ditto    | 1 | 7  | 6 |

Measurements required for Anklets.—Circumference at B,C,D,  
and E, Fig. 501.

|                                                                          |          |   |    |   |
|--------------------------------------------------------------------------|----------|---|----|---|
| Leggings, Cotton Elastic . . . . .                                       | per pair | 0 | 5  | 6 |
| Ditto ditto superior . . . . .                                           | ditto    | 0 | 6  | 6 |
| Ditto ditto to lace . . . . .                                            | ditto    | 0 | 11 | 6 |
| Ditto Silk Elastic . . . . .                                             | ditto    | 0 | 8  | 0 |
| Ditto ditto superior . . . . .                                           | ditto    | 0 | 11 | 0 |
| Ditto ditto extra superior . . . . .                                     | ditto    | 0 | 13 | 6 |
| Ditto ditto to lace . . . . .                                            | ditto    | 0 | 16 | 0 |
| Ditto Arnold and Sons' Improved Spiral Wire<br>Spring, to lace . . . . . | ditto    | 1 | 17 | 6 |

Measurements required for Leggings.—Circumference at C,D,E,  
and length from C to E, Fig. 500.

|                                        |          |   |    |   |
|----------------------------------------|----------|---|----|---|
| Thigh-pieces, Cotton Elastic . . . . . | per pair | 0 | 6  | 6 |
| Ditto ditto superior . . . . .         | ditto    | 0 | 7  | 6 |
| Ditto ditto to lace . . . . .          | ditto    | 0 | 13 | 0 |
| Ditto Silk Elastic . . . . .           | ditto    | 0 | 9  | 0 |
| Ditto ditto superior . . . . .         | ditto    | 0 | 15 | 0 |
| Ditto ditto extra superior . . . . .   | ditto    | 1 | 1  | 0 |
| Ditto ditto to lace . . . . .          | ditto    | 1 | 5  | 0 |

Measurements required for Thigh-pieces.—Circumference round  
top of thigh, round middle of thigh, above knee, and length  
required.

ARTIFICIAL LEGS, ARMS, &c.

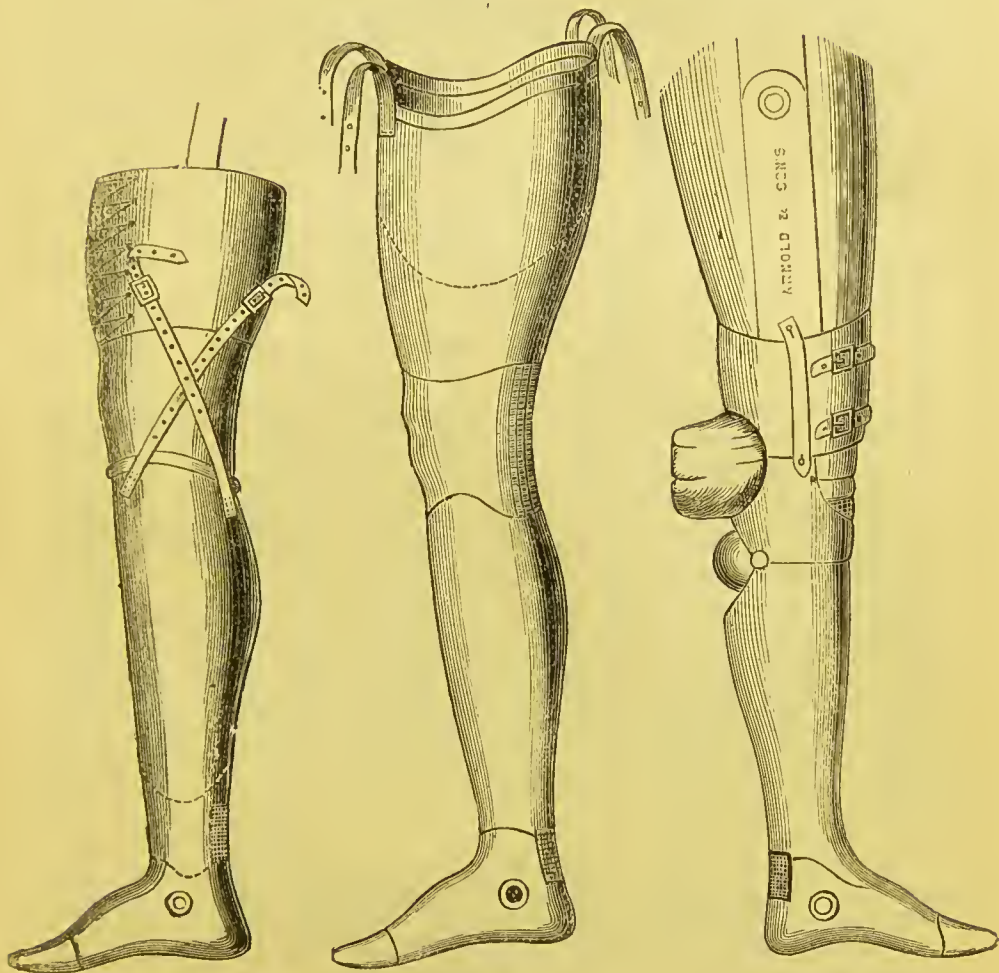


FIG. 502.

FIG. 503.

FIG. 504.

|                                            |          |                       |
|--------------------------------------------|----------|-----------------------|
| Artificial Leg, for Amputation below knee, | Fig. 502 | £10 10 0              |
| Ditto                                      | ditto    | covered, best 15 15 0 |
| Ditto                                      | ditto    | best quality 19 19 0  |

Measurements required for amputation below knee.—Length from crutch to centre of knee, centre of knee to ground, centre of knee to end of stump; circumference round top of thigh, round middle, round above knee, below knee, round middle of stump, and end of stump. State if right or left; a boot is required to be sent.

|                                                                            |     |    |   |
|----------------------------------------------------------------------------|-----|----|---|
| Artificial Leg, for amputation above knee, Fig. 503 . . . . .              | £12 | 12 | 0 |
| Ditto ditto covered, best . . . . .                                        | 17  | 0  | 0 |
| Ditto ditto best quality . . . . .                                         | 20  | 0  | 0 |
| Artificial Leg, for kneeling, Fig. 504 . . . . .                           | 10  | 10 | 0 |
| Ditto ditto covered best . . . . .                                         | 14  | 14 | 0 |
| Ditto ditto best quality . . . . .                                         | 18  | 18 | 0 |
| Artificial Foot, for Syme's, Chopart's, or Pirigoff's operations . . . . . | 7   | 7  | 0 |
| Ditto ditto ditto superior . . . . .                                       | 10  | 10 | 0 |
| Ditto ditto ditto best quality . . . . .                                   | 15  | 0  | 0 |
| Kempner's Improved Artificial Leg, for amputation below knee . . . . .     | 10  | 10 | 0 |
| Ditto ditto ditto second quality . . . . .                                 | 15  | 15 | 0 |
| Ditto ditto ditto best quality . . . . .                                   | 20  | 0  | 0 |
| Kempner's Improved Artificial Leg, for amputation above knee . . . . .     | 12  | 12 | 0 |
| Ditto ditto ditto second quality . . . . .                                 | 17  | 17 | 0 |
| Ditto ditto ditto superior quality . . . . .                               | 21  | 0  | 0 |

Measurements required for amputation above knee.—Length from crutch to end of stump, circumference round end, middle, and top of stump (close to crutch); the length of sound limb from crutch to centre of knee, centre of knee to ground, height from top of knee, when bent, to the ground. State if right or left; the boot to be worn is required.

Extract from the *British Medical Journal*, January 14th, 1871:—"Mr. Kempner has devised an ingenious form of Artificial Leg; it is made of leather, with hinges, and is extremely light. Mr. Kempner has himself lost his leg, and necessity has been to him the mother of invention. He has taken great pains to discover the exact position at which the hinges should be placed to secure easy motion, and how the problem of combining lightness with strength might be best solved. We have seen him walk, kneel, &c, and he does so with remarkable ease and quickness, and we strongly recommend a trial of it to all who need such help."

"22, Seymour Street, W.

"Mr. Kempner has fitted an Artificial Leg to a patient whose leg I amputated at the knee-joint, and the result has certainly been most satisfactory, as I saw the patient walk with ease, unsupported by stick or crutch, a week after he had first used the leg. The principle of Mr. Kempner's Artificial Leg is simple, and the instrument is strong and durable, without being heavy.

"(Signed)

CAMPBELL DE MORGAN, F.R.S.,

"1st December, 1870."

"Surgeon to the Middlesex Hospital."

Messrs. Arnold and Sons' have purchased the exclusive right to manufacture the Improved form of Artificial Leg invented by Mr. Kempner, and have made special arrangements with him to superintend the manufacture thereof.

|                                                                                       |   |    |   |
|---------------------------------------------------------------------------------------|---|----|---|
| Artificial Arm, with hook, ring, knife, or fork, for amputation below elbow . . . . . | 1 | 17 | 6 |
| Ditto with Arnold and Sons' Improved Spring . . . . .                                 |   |    |   |
| Plate adjustable at any angle . . . . .                                               | 3 | 3  | 0 |



FIG. 505.

- |                                                           |                            |         |
|-----------------------------------------------------------|----------------------------|---------|
| Artificial Arm, below elbow, with Hand attached, Fig. 505 |                            | £9 9 0  |
| Ditto                                                     | Arnold and Sons' Improved, |         |
| with spring thumb, &c., best quality                      |                            | 10 10 0 |

Measurements required for amputation below elbow: length from axilla to end of stump, circumference above, round, and below elbow, circumference round end of stump; length of sound arm, elbow to wrist, and if right or left. When a hand is required a glove should be sent, and the outline of hand traced on paper.

- |                                                                                           |                                                                                           |       |
|-------------------------------------------------------------------------------------------|-------------------------------------------------------------------------------------------|-------|
| Artificial Socket Arm, fitted with ring, hook, knife, or fork, for amputation above elbow | £2 and                                                                                    | 3 0 0 |
| Ditto                                                                                     | Arnold and Sons' Improved, with adjustable elbow-joint, and ring, knife, or fork attached |       |
|                                                                                           | £5 5s. and                                                                                | 6 6 0 |



FIG. 506.

- |                                                                          |                            |         |
|--------------------------------------------------------------------------|----------------------------|---------|
| Artificial Arm, for amputation above elbow, with Hand attached, Fig. 506 |                            | 12 12 0 |
| Ditto                                                                    | Arnold and Sons' Improved, |         |
| with spring thumb, &c., best quality                                     |                            | 15 15 0 |
- Instruments for above extra.

Measurements required for amputation above elbow: length from elbow to end of stump, circumference round end, middle, and upper part of stump; length of sound arm from axilla to elbow, from elbow to wrist; if right or left. When a hand is required a glove should be sent, and the outline of hand traced on paper.

- |                               |  |        |
|-------------------------------|--|--------|
| Artificial Eyes, best quality |  | 1 10 0 |
|-------------------------------|--|--------|

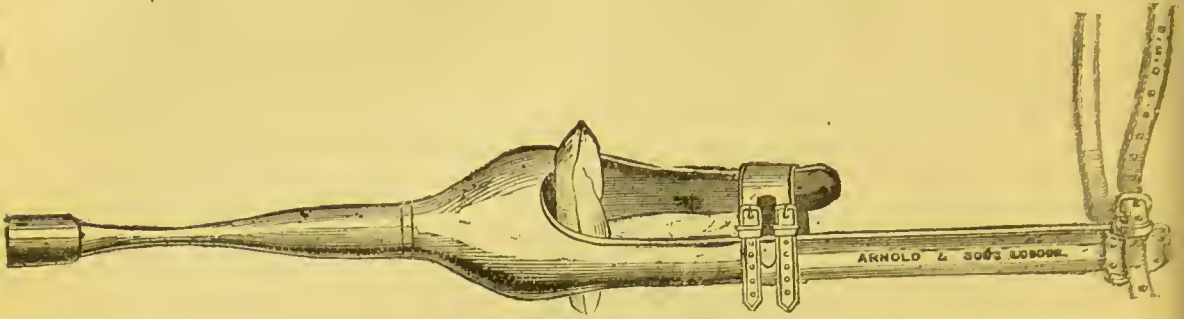


FIG. 507.

|                                                     |    |    |   |
|-----------------------------------------------------|----|----|---|
| Wooden Pin Leg, for amputation below knee, Fig. 507 | £1 | 0  | 0 |
| Ditto ditto best quality                            | 1  | 5  | 0 |
| Ditto ditto with leg rest                           | 1  | 10 | 0 |

Measurements required.—Length from crutch to ground. Diameter of knee when bent. Diameter at top of thigh. Length from under the knee (when bent) to the ground, and whether right or left.

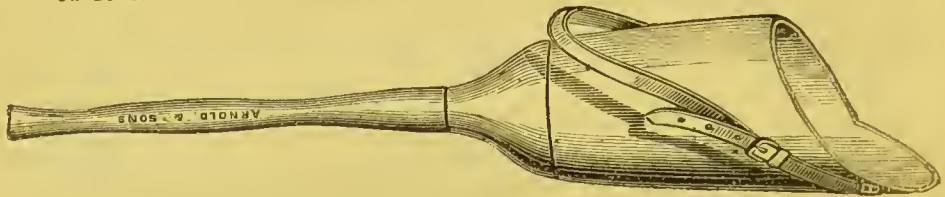


FIG. 508.

|                                                 |   |    |   |
|-------------------------------------------------|---|----|---|
| Socket Leg, for amputation above knee, Fig. 508 | 1 | 10 | 0 |
| Ditto ditto best quality                        | 1 | 15 | 0 |
| Ditto ditto the socket of leather               | 1 | 15 | 0 |
| Ditto ditto best quality                        | 2 | 2  | 0 |

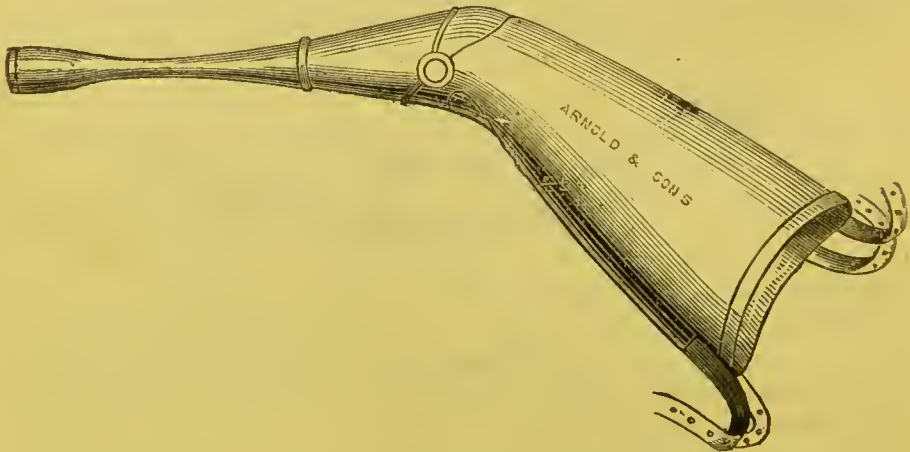


FIG. 509.

|                                                                                                          |           |   |   |   |
|----------------------------------------------------------------------------------------------------------|-----------|---|---|---|
| Socket Leg, Arnold and Sons' Improved, for amputation above knee, with improved kneeling joint, Fig. 509 | £4 4s. to | 5 | 5 | 0 |
|----------------------------------------------------------------------------------------------------------|-----------|---|---|---|

Measurements required for amputation above knee.—Length from crutch to ground. Crutch to end of stump. Circumference round top of thigh, round middle of stump, round end of stump. Whether for right or left.

---

## DEFORMITY INSTRUMENTS.

TESTIMONIAL FROM RICHARD DAVY, Esq.

33, Welbeck Street,  
Cavendish Square, London, W.;  
*January 30th, 1875.*

I have much pleasure in bearing testimony from personal observation to the mechanical talent and business-like habits of Messrs. Arnold and Sons. These instrument makers have carried out much original work for me, and from practical experience I do their firm but justice in praising their workmanship, advanced skill, and politeness.

RICHARD DAVY, F.R.C.S.,  
Surgeon to the Westminster Hospital and to the  
Surgical Aid Society, London.

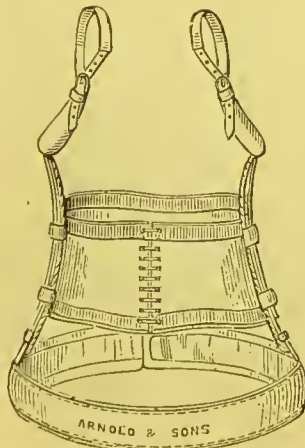


FIG. 510.

Spinal Support for inward curvature, Fig. 510, £3 10s. to 6 6 0

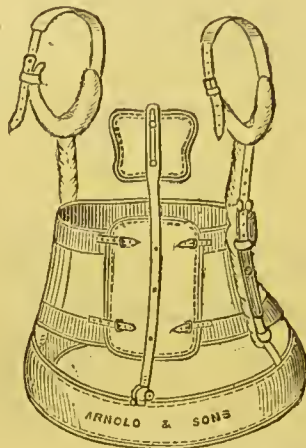


FIG. 511.

Spinal Support for outward or angular curvature, Fig. 511

£4 4s. to 8 8 0

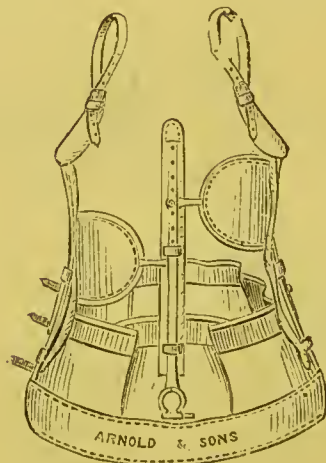


FIG. 512.

Spinal Support for double lateral curvature, Fig. 512

£4 4s. to 8 8 0

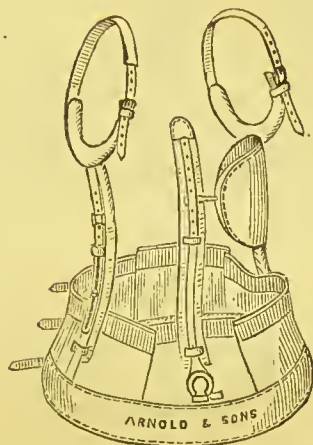


FIG. 513.

Spinal Support for lateral curvature, Fig. 513 £4 4s. to £7 7 0

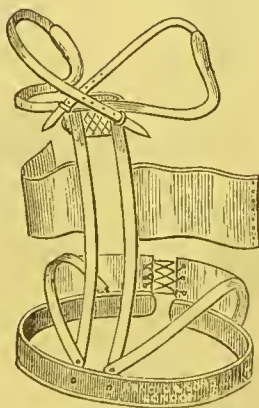


FIG. 514.

Spinal Support for slight curvature, Fig. 514 £4 4s. to 6 6 0

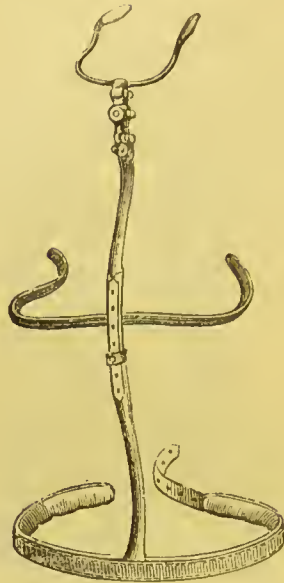


FIG. 515.

Wry Neck Apparatus, Fig. 515 . . . £5 5s. to £10 10 0




FIG. 516.

|                                                       |             |   |    |   |
|-------------------------------------------------------|-------------|---|----|---|
| Lonsdale's Spinal Apparatus, Fig. 516 . . .           | £4 4s. to   | 6 | 6  | 0 |
| Scarpa's Shoe, single cog-joint . . . . .             |             | 1 | 15 | 0 |
| Ditto double ditto . . . . .                          |             | 2 | 2  | 0 |
| Ditto tin covered wash leather for children . . . . . |             | 0 | 5  | 0 |
| Little's Instrument for Club Foot . . . . .           | £1 10s. and | 2 | 2  | 0 |

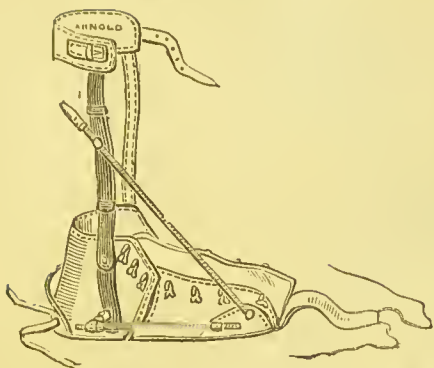


FIG. 517.

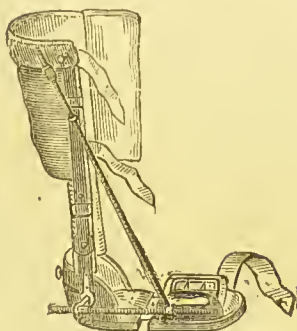


FIG. 518.



FIG. 519.

Instrument for Talipes, by Mr. Richard Davy, Figs. 517,  
 518, 519 . . . £2 2s. to £3 3 0  
 Adams' Instrument for Club Foot, Improved . . . 2 2 0



FIG. 520.

Double steel support and boot to knee, Fig. 520  
 £1 15s. to 2 10 0



FIG. 521.

Single steel support and boot to knee for children, Fig.  
 521 . . . . . £1 10 to £2 2 0

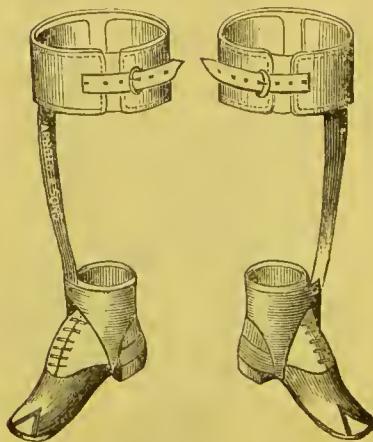


FIG. 522.

FIG. 523.

Single steel outside supports and boots to knees, Figs. 522  
 and 523 . . . . . 50s. to 3 10 0

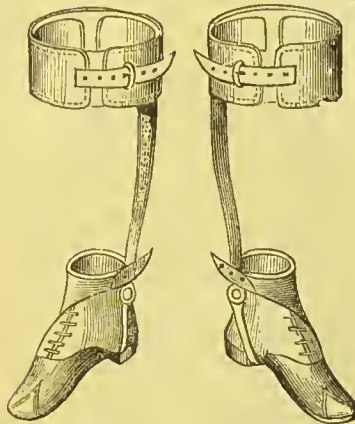


FIG. 524.

FIG. 525.

Single steel inside supports and boots to knees, Figs. 524 and 525 . . . . . 50s. to £3 10 0

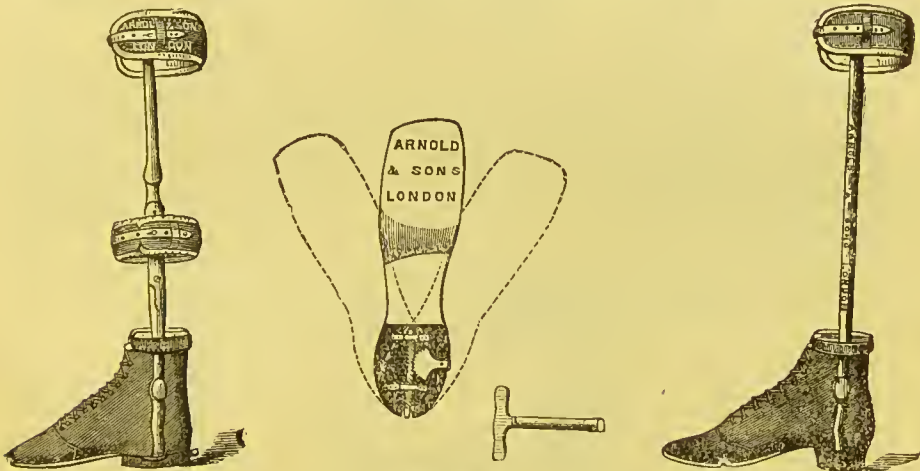


FIG. 526.

FIG. 527.

FIG. 528.

Improved Walking Boot for Talipes, by Mr. Richard Davy,  
Figs. 526, 527, and 528 . . . . . £2 2s. to 3 3 0

Extract from the *British Medical Journal*, May 17th, 1873:—"In the after treatment of talipes varus and valgus, having so far rectified the distortion as to be able to dismiss the further use of the shoe, figured in the *British Medical Journal*, November 16th, 1872 (page 548), I have found the employment of the following boot most useful. The mechanism for maintaining the needful inversion or eversion of the anterior part of the foot is placed completely in the block of leather at the heel; a small aperture at the point where the spur box is placed admits the key for the movement. Any dirt is prevented from entering by the circularity of the leather, corresponding to the shape of the steel rod.

"The boot has been most carefully manufactured for me by Messrs. Arnold and Sons, 35, West Smithfield, and is well represented in the diagram. Fig. 528 shows the boot applied; the mechanism at the heel is not noticeable. Fig. 527 shows the concealed screw and pinion movement, and the aperture at the heel for insertion and rotation of the key."

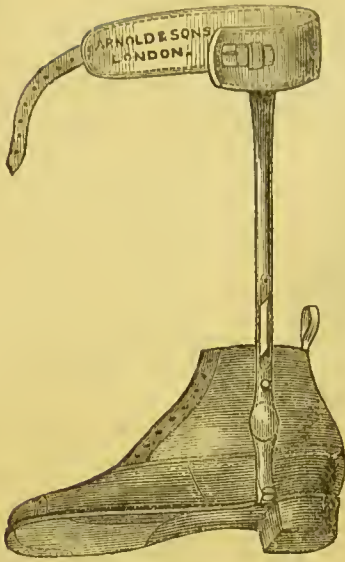


FIG. 529.

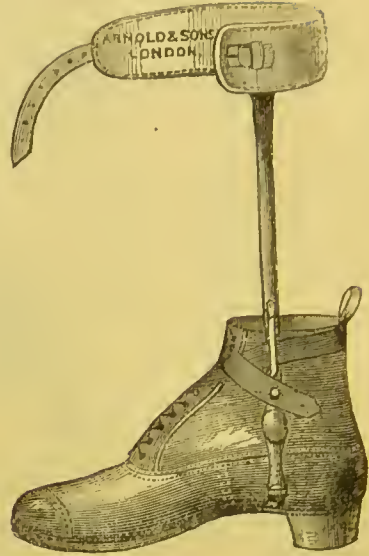


FIG. 530.

Valgus Boot with hinge-joint at sole, by Mr. R. Davy,  
 Figs. 529 and 530 . . . . . £1 16s. to £2 10 0

Extract from *New Inventions in Surgical Mechanism*:—"The two engravings show a form of hinge at the sole plate which I have found to be of the utmost service in treating these simple varus or valgus cases. By placing the leg iron to the outer or inner side of the foot, the broad strap (through the medium of the hinge at the foot plate) inverts or everts the sole. Messrs. Arnold and Son make this boot, and it has proved to be one of the most useful additions to orthopædic mechanisms."

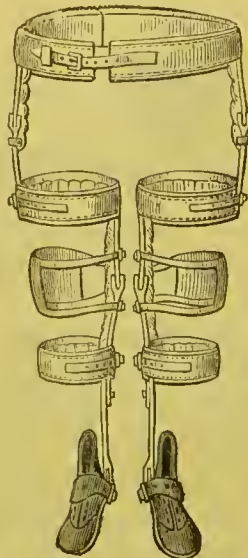


FIG. 531.

Leg Irons for outward curvature, plain, Fig. 531  
 £4 4s. and 5 5 0  
 Ditto ditto best £5 5s. and 6 6 0

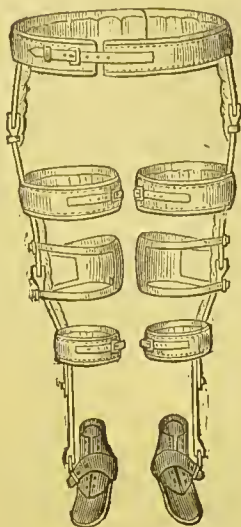


FIG. 532.

Leg Irons for inward curvature, plain, per pair, Fig. 532

|       |       |      |            |    |   |   |
|-------|-------|------|------------|----|---|---|
|       |       |      | £4 4s. and | £5 | 5 | 0 |
| Ditto | ditto | best | £5 5s. and | 6  | 6 | 0 |




FIG. 533.

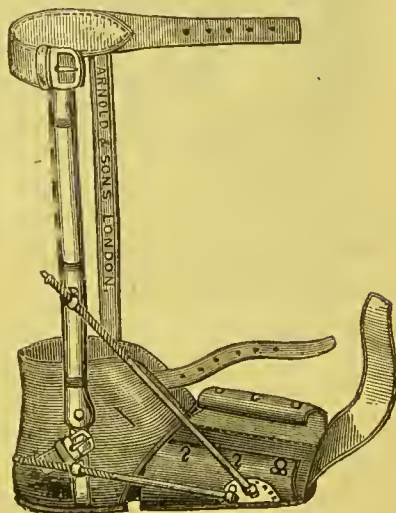


FIG. 534.

Improved instrument for talipes, &c., by Mr. Richard Davy, Figs. 533 and 534

£2 2s. to 3 3 0

Extract from *British Medical Journal*, November 16th, 1872:—"I must also express my obligations to Mr. Arnold, of Smithfield, for his great attention to

detail in manufacturing these instruments, which he will show to any surgeon interested in such appliances. Fig. 533 shows the instrument applied to the foot and leg. Fig. 534 shows the boot when removed. The double irons up the leg and footpiece joined to them by hinges at the ankle are as generally made. These irons are fastened by straps in young children below the knee, but in infants above the knee, in order that a better purchase may be gained. The circular joint at the sole of the foot corresponds to the situation of the astragalo-scaploid and calcaneo-euboid articulations. Two screws (as shown in plate) cause (1) the dorsum of the foot to be drawn towards the leg; (2) the anterior part of the foot to be everted or inverted at pleasure. By placing these screws on the inner or the outer aspect of the leg, talipes valgus or varus may be respectively treated."

Extract from *New Inventions in Surgical Mechanisms*:—"Surgeons treating the various forms of talipes amongst out-patients have been much disappointed at results obtained by the use of the ordinary Searpas' shoes. I find the screw movements irregular, and especially useless at the very time when most required.—viz. at the later periods of treatment, because the screws have reached their maximum range of action."

Measurements required for leg instruments: circumference round pelvis, thigh, knee, calf, and ankle; length from hip to knee-joint, knee to ankle, and ankle to ground; if for both legs, or which leg if only one instrument be required, and whether outward or inward curvature.

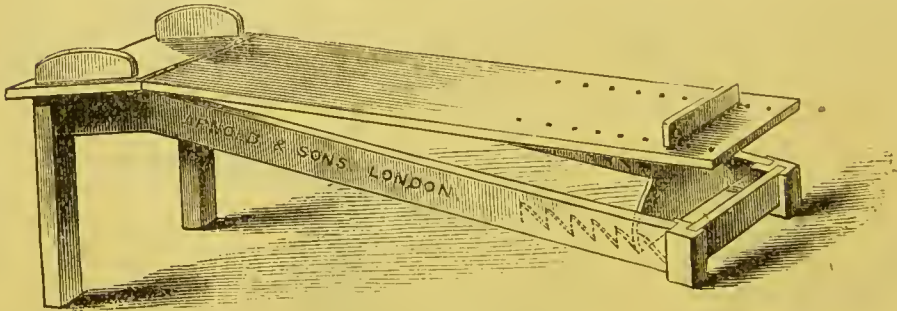


FIG. 535.

Arnold and Sons' Improved Reclining Board for spinal  
curvature, Fig. 535 . . . . . £4 4s. to £10 10 0



CRUTCHES, ARM SLINGS, &c.



FIG. 536.



FIG. 537.



FIG. 538.



FIG. 539.

|                                                                            |          |    |    |   |
|----------------------------------------------------------------------------|----------|----|----|---|
| Common Hospital Crutches . . . . .                                         | per pair | £0 | 3  | 0 |
| Black Crutches, with padded heads . . . . .                                | ditto    | 0  | 10 | 0 |
| French Crutches, with padded heads, Fig. 539 . . . . .                     | ditto    | 1  | 1  | 0 |
| Best Crutches, Arnold and Sons' with elliptic heads,<br>Fig. 538 . . . . . | per pair | 1  | 15 | 0 |
| Spring Crutches, single spring, Fig. 537 . . . . .                         | ditto    | 2  | 2  | 0 |
| Ditto           double springs, Fig. 536 . . . . .                         | ditto    | 2  | 10 | 0 |

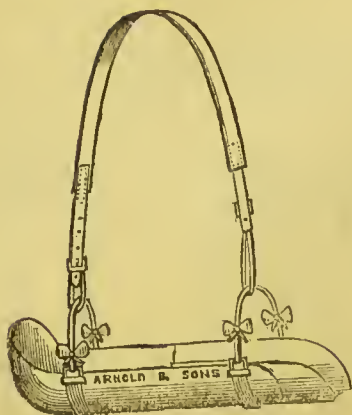


FIG. 540.

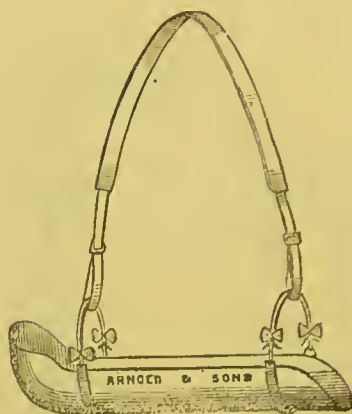


FIG. 541.

|                                                                                |           |         |
|--------------------------------------------------------------------------------|-----------|---------|
| Arm Sling, Black Leather, plain, Fig. 541                                      | . . . . . | £0 10 0 |
| Ditto ditto in patent leather                                                  | . . . . . | 0 14 0  |
| Ditto ditto ditto sliding, Fig. 540                                            | . . . . . | 1 1 0   |
| Arm Sling, Children's, plain, Fig. 541                                         | . . . . . | 0 8 0   |
| Ditto ditto patent leather                                                     | . . . . . | 0 10 6  |
| Ditto ditto sliding, Fig. 540                                                  | . . . . . | 0 16 0  |
| Ditto Arnold and Sons' Improved, woven wire, covered silk, very cool and light | . . . . . | 1 1 0   |
| Ditto Children's                                                               | . . . . . | 0 16 0  |
| Invalid Walking Sticks                                                         | . . . . . | 0 10 0  |

**SPLINTS.**

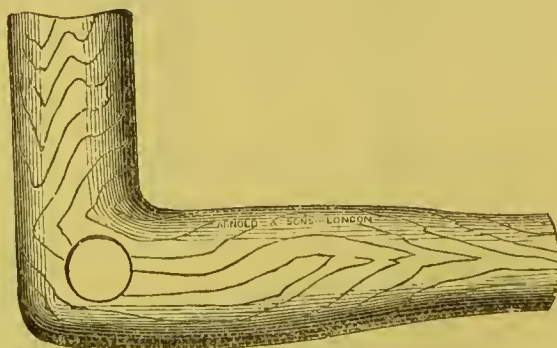


FIG. 542.

|                                |           |          |        |
|--------------------------------|-----------|----------|--------|
| Arm Splints, Angular, Fig. 542 | . . . . . | per pair | 0 8 0  |
| Ditto jointed                  | . . . . . | ditto    | 0 11 0 |

|                                                         |          |   |     |
|---------------------------------------------------------|----------|---|-----|
| Arm Splints, Perforated Zinc, three pairs to the set    | £1       | 1 | 0   |
| Ditto Liston's, with regulating screw, padded, complete | 14s. and | 1 | 0 0 |

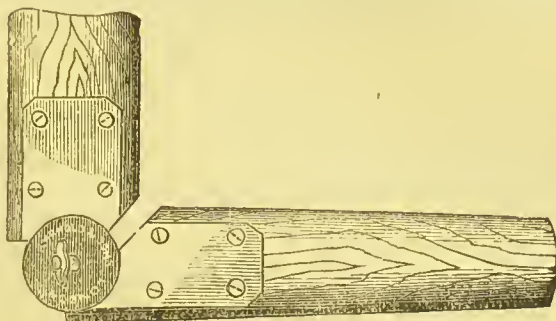


FIG. 543.

|                                                                                       |            |   |    |   |
|---------------------------------------------------------------------------------------|------------|---|----|---|
| Arm Splint Hinged, Arnold and Sons' Improved, with adjustable set screw, Fig. 543     | each       | 0 | 5  | 6 |
| Ditto Pott's Hollow                                                                   | per set    | 0 | 7  | 6 |
| Ditto ditto with pads, complete                                                       |            | 0 | 15 | 0 |
| Army Splint                                                                           |            | 2 | 2  | 0 |
| Bloxam's Fracture Splint                                                              |            | 2 | 10 | 0 |
| Bryant's Club Foot Splint                                                             |            | 0 | 17 | 6 |
| Callender's modification of Mason's Splint for excision of the elbow, with hand piece | 16s., 21s. | 1 | 5  | 0 |

This splint allows the movements of flexion, extension, pronation, and supination, and is so arranged as to suit either arm, right or left.

|                                                |          |   |    |   |
|------------------------------------------------|----------|---|----|---|
| Common lined Splints, eight pairs to the set   |          | 0 | 3  | 6 |
| Children's ditto ditto                         |          | 0 | 3  | 0 |
| Crimean padded Splints, per set of three pairs |          | 0 | 10 | 6 |
| Dessault's Long Splints                        | per pair | 0 | 12 | 6 |
| Dupuytren's Splint                             |          | 0 | 2  | 0 |
| Elbow Splints                                  | per pair | 0 | 8  | 0 |

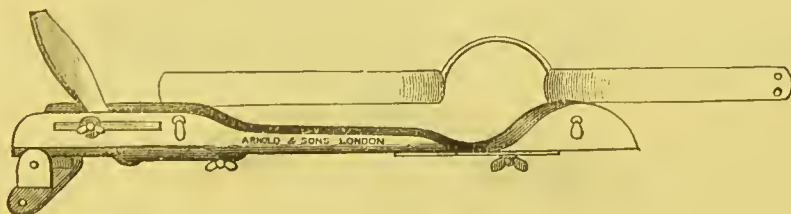


FIG. 544.

|                                                                                 |  |   |    |   |
|---------------------------------------------------------------------------------|--|---|----|---|
| Fergusson's Excision Splint, with interrupted wooden splint, complete, Fig. 544 |  | 1 | 10 | 0 |
|---------------------------------------------------------------------------------|--|---|----|---|




FIG. 545.

|                                                                  |                  |
|------------------------------------------------------------------|------------------|
| Fergusson's Leg Splint, Fig. 545 . . . . .                       | 40s. and £2 10 0 |
| Finger Splints, perforated zinc, 6 pairs in set . . . . .        | per set 0 7 6    |
| Gooch's Splintage, 18 × 22, lined with American cloth, . . . . . | per sheet 0 8 6  |
| Gordon's Splints for fractured radius, right and left . . . . .  | per set 0 10 0   |
| Hand and Arm Splints, Pemberton's . . . . .                      | per pair 0 8 0   |
| Hand Splint, Hawkin's Hollow . . . . .                           | 0 3 0            |

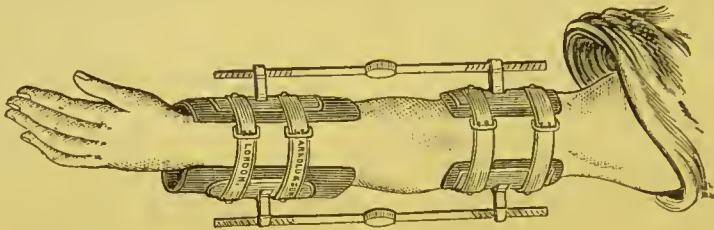


FIG. 546.

|                                                                |                 |
|----------------------------------------------------------------|-----------------|
| Heath's Splint for excision of elbow joint, Fig. 546 . . . . . | 1 1 0           |
| Hide's Felt and Liquid for Splints . . . . .                   | per yard 0 12 0 |
| Interrupted Splint, Hilton's, for diseased hip . . . . .       | 0 12 0          |




FIG. 547.

|                                                                   |        |
|-------------------------------------------------------------------|--------|
| Interrupted Splint, for excision of hip-joint, Fig. 547 . . . . . | 0 18 0 |
|-------------------------------------------------------------------|--------|

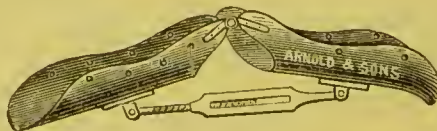


FIG. 548.

|                                                   |             |
|---------------------------------------------------|-------------|
| Knee Splint with screw action, Fig. 548 . . . . . | 1 1 0       |
| Lawrence's Iron Back Splints, 3 sizes . . . . .   | each 0 10 6 |



FIG. 549.

|                                                                             |  |                  |    |    |   |
|-----------------------------------------------------------------------------|--|------------------|----|----|---|
| Leg Splints, Cline's, with feet, three pairs each, right and left, Fig. 549 |  | per set          | £0 | 18 | 0 |
| Ditto ditto ditto                                                           |  | padded, complete | 1  | 10 | 0 |
| Ditto ditto                                                                 |  | per single pair  | 0  | 3  | 6 |
| Ditto ditto Iron, with feet, three pairs each, right and left,              |  | per set          | 0  | 18 | 0 |
| Ditto ditto ditto                                                           |  | padded, complete | 1  | 10 | 0 |
| Ditto ditto Perforated Zinc, three sizes, per pair                          |  |                  | 0  | 7  | 6 |
| Liston's Iron Fracture Splint, with whole thigh and leg pieces, complete    |  |                  | 2  | 0  | 0 |
| Ditto Fracture Splints, small                                               |  |                  | 1  | 1  | 0 |
| Ditto ditto medium                                                          |  |                  | 1  | 4  | 0 |
| Ditto ditto large                                                           |  |                  | 1  | 5  | 0 |
| Ditto ditto for children                                                    |  |                  | 0  | 18 | 0 |
| Ditto ditto with shifting thigh piece                                       |  |                  | 1  | 12 | 6 |
| Set of pads for ditto                                                       |  | 5s. to           | 0  | 10 | 0 |
| Liston's Iron Knee Splints, with extending screw                            |  |                  | 0  | 14 | 0 |
| Ditto ditto ditto improved                                                  |  |                  | 1  | 1  | 0 |

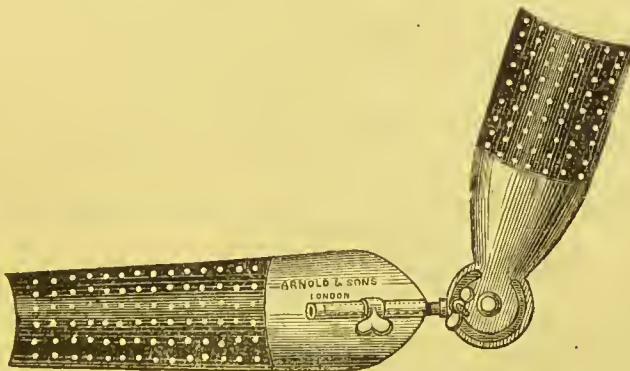


FIG. 550.

|                                                    |             |   |    |   |  |
|----------------------------------------------------|-------------|---|----|---|--|
| Mason's Splint for excision of the elbow, Fig. 550 |             |   |    |   |  |
|                                                    | 15s., 20s., | 1 | 5  | 0 |  |
| McIntyre's Fracture Splint, complete               |             | 2 | 5  | 0 |  |
| Nathan Smith's Extension Splint, complete          | £1 15s. and | 2 | 2  | 0 |  |
| Nelaton's Radius Splint                            | per pair    | 0 | 2  | 0 |  |
| Neville's Iron Splint, three sizes                 | each        | 0 | 10 | 6 |  |

|                                                                      |          |    |    |   |
|----------------------------------------------------------------------|----------|----|----|---|
| Perforated Zinc Splints, with elbow-joint, three sizes               | per pair | £0 | 8  | 0 |
| Perineal Bandage with india rubber inflated pad, complete            |          | 0  | 10 | 6 |
| Price's modification of McIntyre's Splint for excision of knee-joint |          | 1  | 10 | 0 |

*Vide* p. 864, 1st edition, Bryant's Book.

|                    |         |   |   |   |
|--------------------|---------|---|---|---|
| Ratan Cane Splints | per set | 0 | 7 | 6 |
|--------------------|---------|---|---|---|

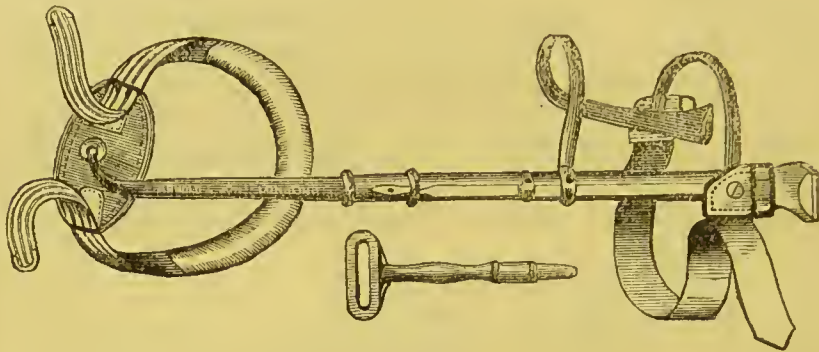



FIG. 551.

|                                                          |                                   |       |   |   |   |
|----------------------------------------------------------|-----------------------------------|-------|---|---|---|
| Sayre's American Splint, for diseased hip, 3 sizes, each | ( <i>vide</i> 'Lancet'), Fig. 551 | 50s., | 3 | 3 | 0 |
| Skeleton Splint, American Wire                           |                                   |       | 0 | 9 | 0 |
| Ditto ditto                                              | with pulleys, rope, &c.,          |       | 1 | 1 | 0 |
| complete                                                 |                                   |       | 2 | 5 | 0 |
| Thigh Splint, Bulley's, complete                         |                                   |       | 1 | 5 | 0 |
| Ditto Busk's                                             |                                   |       |   |   |   |

The Splint, having knee and hip-joints, admits of the patient being placed in any required position.

|                                                                                                               |          |   |    |   |
|---------------------------------------------------------------------------------------------------------------|----------|---|----|---|
| Thigh Splints, Cline's                                                                                        | per set  | 0 | 12 | 0 |
| Ditto with pads, complete                                                                                     |          | 1 | 2  | 6 |
| Ditto Liston's, six different lengths, per set                                                                |          | 0 | 10 | 6 |
| Ditto ditto with pads,                                                                                        |          |   |    |   |
| complete                                                                                                      |          | 0 | 16 | 6 |
| Wooden Side Splints                                                                                           | per doz. | 0 | 15 | 0 |
| Humerus Splint                                                                                                |          | 1 | 5  | 0 |
| Foot Sling, with long padded strap to pass round neck and support the foot in cases of fracture, sprains, &c. |          | 0 | 15 | 0 |
| Moulded Leather Splints made to order.                                                                        |          |   |    |   |

PATENT N<sup>o</sup> 2516.

ARNOLD &amp; SONS LONDON




FIG. 552.

Improved Patent Waterproof Padding for Splints, suggested by Mr. Richard Davy,  $36 \times 18$  . per lb. £0 9 0

The sheets can be cut to any required size, and are always clean and ready for use. Solidity can be readily given to the pad by inserting in the parallel tubes soft metal wires or common canes, and then a glue or starch bandage superimposed.

Extract from the *British Medical Journal*, October 11th, 1873.—“I have used this pad for the last two months in the wards of Westminster Hospital and am much pleased with its advantages.”

Extract from the *Lancet*, September 27th, 1873.—“Such a form of mechanism is admirably fitted for treating simple fractures of the lower extremities in children.”

Extract from *Med. Times and Gaz.*, September 20th, 1873.—“We have received from Messrs. Arnold and Sons, of West Smithfield, a specimen of india-rubber padding for splints, which we think will prove worthy the attention of surgeons.”

Extract from *Med. Press and Circular*, October 8th, 1873.—“We hope that surgeons will make use of it. No complaint has ever been made of its irritating the skin or interfering with the progress of repair.”

Extract from *New Inventions in Surgical Mechanisms*.—“I have constantly made use of this splintage in hospital practice in seven cases of resection of the knee, a simple fractured thigh, a morbus coxa, &c., and I recommend its use to all surgeons with confidence. It is manufactured by Messrs. Arnold and Sons, 35 and 36, West Smithfield.”

## FRACTURE CRADLES.

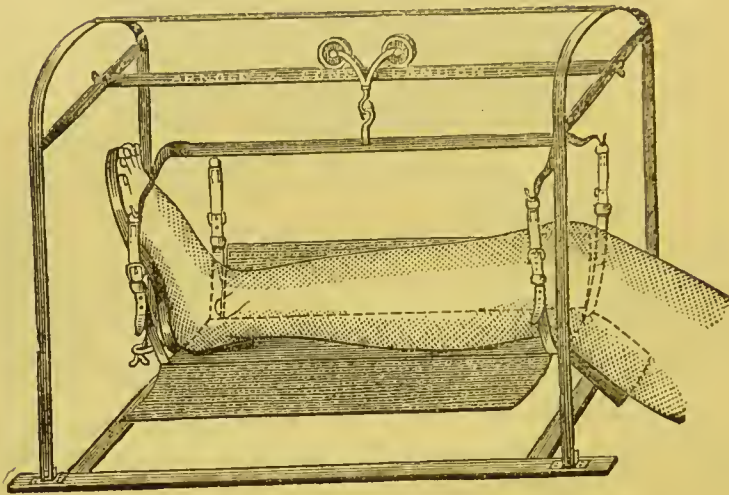


FIG. 553.

Greenslade's Fracture Cradle and Splint, complete in  
 Wooden Case, Fig. 553 . . . . . £4 0 0

Extract from *Medical Times and Gazette*, May 31st, 1873.—“Its peculiar advantages over appliances for a like use are:—Bandages are almost entirely dispensed with; splints are attached by hinges, thereby allowing one side of the leg to be readily examined without in any way interfering with the other side, the limb remaining suspended in the cradle by four straps, so arranged as to entirely obviate unslinging it when dressing is required—a process hitherto productive of pain and inconvenience to the patient. He can also freely move in bed without in any way endangering the safety of the leg. The footpiece is supported by a screw and nut, and can be adjusted to any angle with great facility. The splints, being made of perforated zinc, are much more agreeable to the patient, on account of their being cooler and lighter than solid wood.

“Messrs. Arnold and Sons, of 35 and 36, West Smithfield, are manufacturing them in a very portable form, being so constructed as to allow of the whole apparatus being taken to pieces in five minutes and packed in a very small compass. This invention can be strongly recommended, from its occupying such a small space; and the short time required in fixing will prove a boon, especially to country practitioners, as it can easily be placed under the seat of any carriage.”

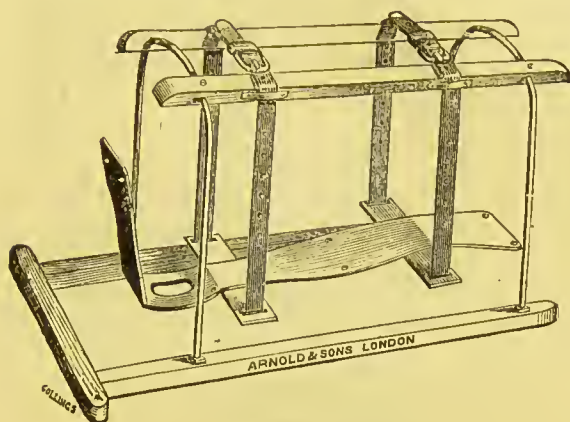


FIG. 554.

|                                                                                                                                                                    |         |
|--------------------------------------------------------------------------------------------------------------------------------------------------------------------|---------|
| Lawrence's Fracture Cradle, with three pairs wood side splints, three Neville's splints, and two strong leather supporting straps with buckles, complete, Fig. 554 | £2 15 0 |
| Sir A. Cooper's Fracture Cradle                                                                                                                                    | 3 0 0   |
| Greenway's Improved Swing Cradle, allowing the patient to move with ease and comfort in any position, and adapted to fit any bedstead                              | 4 0 0   |

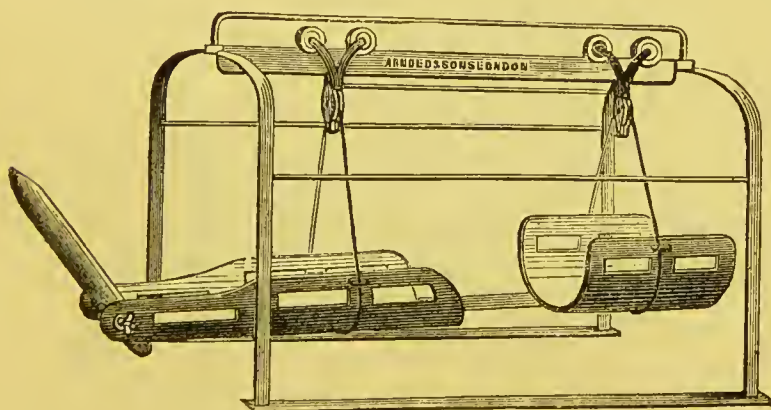


FIG. 555.

|                                                         |        |
|---------------------------------------------------------|--------|
| Furner's Fracture Splint and Cradle, complete, Fig. 555 | 3 10 0 |
| As used at St. Bartholomew's Hospital.                  |        |

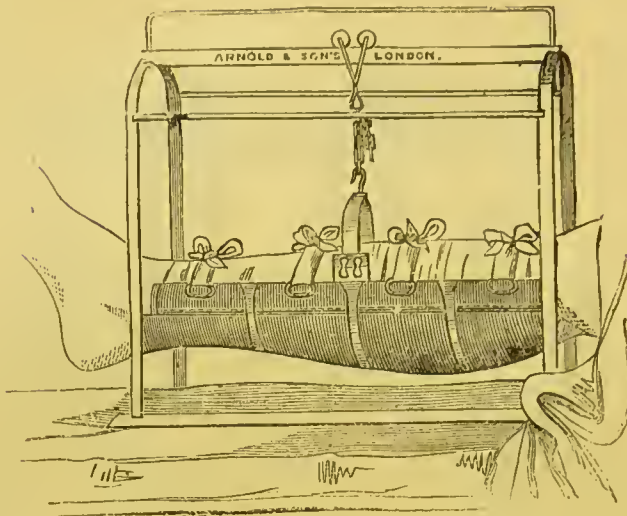


FIG. 556.

|                                                                              |         |
|------------------------------------------------------------------------------|---------|
| Salter's Fracture Cradle . . . . .                                           | £1 15 0 |
| Ditto ditto portable, to fold, Fig. 556 . . . . .                            | 2 2 0   |
| Ditto Splint for ditto . . . . .                                             | 0 12 0  |
| Luke's Fracture Cradle, with arm, thigh, and leg splints, complete . . . . . | 3 10 0  |




FIG. 557.

|                                                                                 |        |
|---------------------------------------------------------------------------------|--------|
| Bloxam's New Extension Splint and Fracture Cradle, complete, Fig. 557 . . . . . | 4 0 0  |
| Blower's Portable Cradle, for leg or body . . . . .                             | 0 10 6 |

|                                                        |    |   |   |
|--------------------------------------------------------|----|---|---|
| Amesbury's Apparatus for Fracture of Lower Extremities | £4 | 4 | 0 |
| Fracture Cradle for removing pressure of bedclothes    | 0  | 7 | 6 |
| Ditto ditto large                                      | 0  | 8 | 6 |
| Fergusson's Splint for Fractured Patella               | 1  | 4 | 0 |



FIG. 558.

|                                                                          |   |   |   |
|--------------------------------------------------------------------------|---|---|---|
| Arnold and Sons' Patella Bandage of solid leather, Fig. 558              | 1 | 1 | 0 |
| Parnell's Apparatus, with cog and pinion movement, for Fractured Patella | 2 | 2 | 0 |

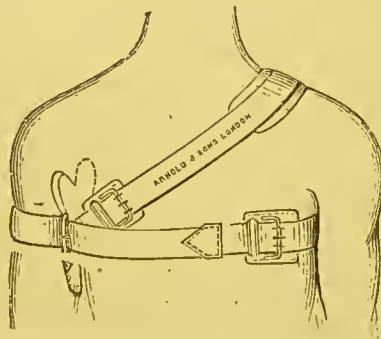


FIG. 559.

|                                                 |            |   |    |   |
|-------------------------------------------------|------------|---|----|---|
| Ellis's Splint for Fractured Clavicle, Fig. 559 | 17s., 19s. | 1 | 1  | 0 |
| Bradser's Bandage ditto                         |            | 0 | 10 | 6 |
| Prepared Leather for Splints                    | per lb.    | 0 | 4  | 0 |
| Ditto Gutta Percha ditto                        | ditto      | 0 | 6  | 6 |
| Millboard for Starch Bandage Splints            | per sheet  | 0 | 2  | 0 |

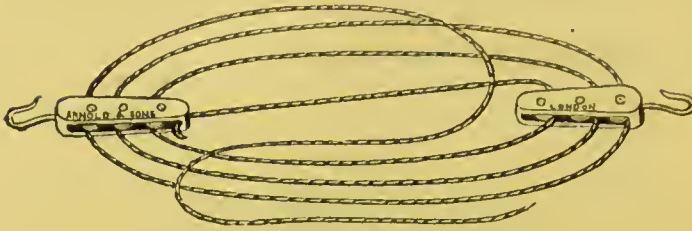


FIG. 560.

Arnold and Sons' set of Dislocation Pulleys, with hooks and cord, Fig. 560 . . . . . £1 1 0  
 Straps and Bandages for ditto, for thigh and arms . . . . . 1 10 0

Cocking's Patent Poroplastic Sheets for Splints.

"It is light, porous, flexible, plastic, and economical—is made in all required strength and sizes. It consists of a felted substance in sheets, is plastic when softened by heat, and becomes rigid when cold, and can be re-softened any number of times without injury; it is rapidly and easily cut to any shape and manipulated, the most difficult splint requiring but a few minutes to complete—is very well adapted for separate metal attachments, and is thus a very valuable material for interrupted splint. There is no glue used in its application, and the gums with which it is stiffened are quite harmless."—Vide *Lancet*, September 16th, 1871; *British Medical Journal*, September 23rd, 1871; *Medical Press and Circular*, September 27th, 1871.

|                                                     |                 |         |   |    |   |
|-----------------------------------------------------|-----------------|---------|---|----|---|
| Hospital quality, size of sheet about 4 ft. × 3 ft. |                 | per lb. | 0 | 4  | 6 |
| Best quality,                                       | ditto           | ditto   | 0 | 6  | 6 |
| Poroplastic Leg Splints . . . . .                   | 6 pairs per set |         | 1 | 1  | 0 |
| Ditto Arm . . . . .                                 | 3 ditto         |         | 0 | 13 | 6 |
| Ditto Ankle . . . . .                               | each            |         | 0 | 2  | 0 |
| Ditto Elbow . . . . .                               | 3 pairs per set |         | 0 | 12 | 0 |
| Ditto Wrist . . . . .                               | ditto           |         | 0 | 15 | 0 |
| Ditto Hand . . . . .                                | ditto           |         | 0 | 15 | 0 |
| Ditto Hip . . . . .                                 | each            |         | 0 | 10 | 0 |
| Ditto Knee . . . . .                                | ditto           |         | 0 | 10 | 0 |
| Sample Boxes of Poroplastic for making splints      | per box         |         | 0 | 15 | 0 |



**BANDAGES OF CALICO, INDIA RUBBER, &c.**

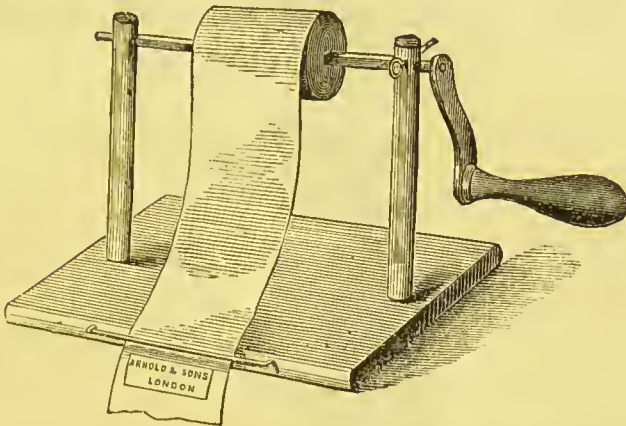


FIG. 561.

|                                                            |          |    |    |
|------------------------------------------------------------|----------|----|----|
| Arnold and Sons' Improved Bandage Winder, Fig. 561         | £0       | 5  | 0  |
| Ditto ditto on mahogany stand                              | 0        | 10 | 6  |
| Calico Roller Bandage, Arnold and Sons' open weave,        |          |    |    |
| 2½ inches wide, 6 yards long                               | per doz. | 0  | 6  |
| Ditto ditto 3 inches wide, 6 yards long                    | ditto    | 0  | 7  |
| Domett Bandages, 6 yards long                              | ditto    | 0  | 10 |
| Eighteen tailed Bandages                                   | ditto    | 0  | 18 |
| Elastic Cotton net Bandages, 2 inches wide, per doz. yards |          | 0  | 3  |
| Ditto ditto 2½ ditto                                       | ditto    | 0  | 3  |
| Ditto ditto 3 ditto                                        | ditto    | 0  | 4  |
| Ditto ditto 3½ ditto                                       | ditto    | 0  | 4  |
| Ditto ditto 4 ditto                                        | ditto    | 0  | 5  |
| Flannel Roller Bandages                                    | per doz. | 1  | 1  |
| Ditto thin                                                 | ditto    | 0  | 8  |
| India-rubber Cotton Bandage, 2 inches wide                 | per yard | 0  | 1  |
| Ditto ditto 2½ ditto                                       | ditto    | 0  | 1  |
| Linen Bandages                                             | per doz. | 1  | 0  |
| Lithotomy Bandages, Calico                                 | ditto    | 0  | 6  |
| Ditto Flannel                                              | ditto    | 1  | 0  |
| Mulloney's Patent Bandages, 2½ inches wide                 |          |    |    |
| (6 yards)                                                  | ditto    | 0  | 12 |
| Ditto ditto 3 ditto                                        | ditto    | 0  | 13 |
| Sir B. Brodie's fine elastic cotton net Bandage,           |          |    |    |
| per yard 4d., and                                          |          | 0  | 0  |
| T Bandages                                                 | per doz. | 0  | 15 |
| Unbleached Calico, Roller Bandages, 4 yards                | ditto    | 0  | 5  |
| Ditto ditto 6 ditto                                        | ditto    | 0  | 6  |
| Ditto ditto 9 ditto                                        | ditto    | 0  | 8  |
| Ditto ditto 12 ditto                                       | ditto    | 0  | 12 |
| Ditto ditto extra width, 6 yards                           | ditto    | 0  | 10 |
| Water-dressing Bandages                                    | ditto    | 0  | 4  |

URINALS, INDIA RUBBER, FOR INVALIDS,  
TRAVELLERS, &c.

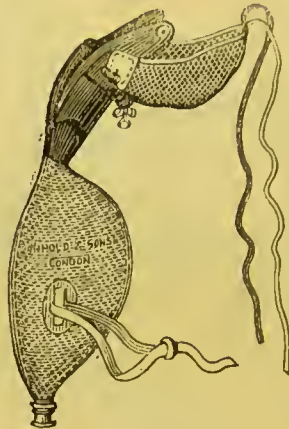


FIG. 562.

|                                                                      |         |
|----------------------------------------------------------------------|---------|
| Male Urinal for day use, plain india rubber . . . . .                | £0 10 0 |
| Ditto Arnold and Sons' improved, best quality,<br>Fig. 562 . . . . . | 0 14 0  |

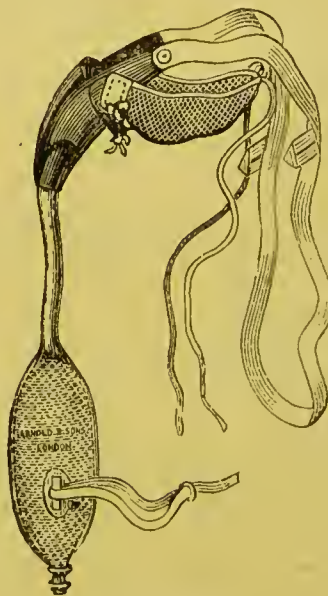


FIG. 563.

|                                                                      |        |
|----------------------------------------------------------------------|--------|
| Male Urinal for night use, plain india rubber . . . . .              | 0 11 6 |
| Ditto Arnold and Sons' improved, best quality,<br>Fig. 563 . . . . . | 0 15 0 |

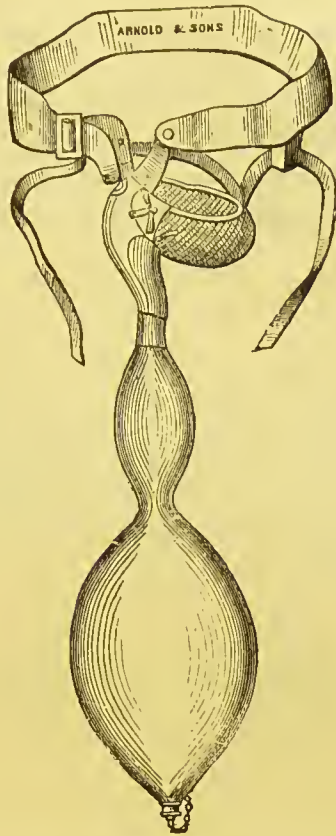


FIG. 564.

|                                                           |         |
|-----------------------------------------------------------|---------|
| Male Urinal for day and night use, plain rubber . . . . . | £0 12 6 |
| Ditto Arnold and Sons' improved, best quality,            |         |
| Fig. 564 . . . . .                                        | 0 16 0  |

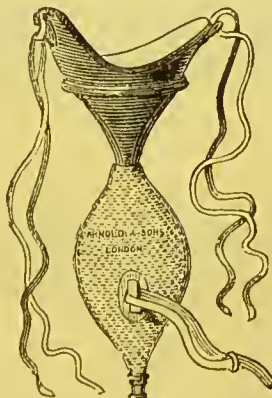


FIG. 565.

|                                                         |        |
|---------------------------------------------------------|--------|
| Female Urinal for day use, plain india rubber . . . . . | 0 10 6 |
| Ditto Arnold and Sons' improved, best quality,          |        |
| Fig. 565 . . . . .                                      | 0 15 0 |

|                                                                                                     |    |    |   |
|-----------------------------------------------------------------------------------------------------|----|----|---|
| Female Urinal for night use, plain india rubber . . . . .                                           | £0 | 12 | 6 |
| Ditto    Arnold and Sons' improved, best quality, . . . . .                                         | 0  | 16 | 6 |
| Improved Truss Spring Urinal for bed use, by Dr. Harvey<br>Hilliard, registered, No. 2584 . . . . . | 1  | 1  | 0 |

This urinal adapts itself to the parts in a bed-ridden subject by means of a spring in such a manner that the escape of urine on to the bed-clothes is prevented.

|                              |   |   |   |
|------------------------------|---|---|---|
| Earthenware Urinal . . . . . | 0 | 3 | 0 |
| Glass Urinal . . . . .       | 0 | 2 | 0 |
| Pewter Urinal . . . . .      | 0 | 5 | 0 |

The best quality of Urinals are all made of specially prepared Etherized India Rubber, which resists the action of urine a much longer period; they are likewise fitted with Arnold and Sons' Improved Valves, which render it impossible for the urine to return in whatever position the patient may be.

## HYPODERMIC SYRINGES.



FIG. 566.



FIG. 567.

|                                                                                                  |   |    |   |
|--------------------------------------------------------------------------------------------------|---|----|---|
| Hypodermic Syringe, with plain piston and plated mounts,<br>in case, Figs. 566 and 567 . . . . . | 0 | 12 | 6 |
| Ditto                    with one gold and one steel pipe . . . . .                              | 0 | 15 | 0 |

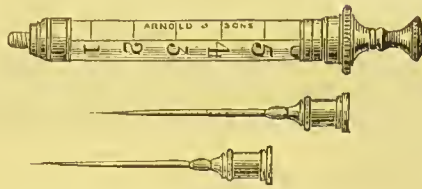


FIG. 568.

|                                                                                                            |           |
|------------------------------------------------------------------------------------------------------------|-----------|
| Arnold and Sons' Improved Portable Hypodermic Syringe<br>with two platina pipes, in morocco case, Fig. 568 | . £0 15 0 |
| Dr. Ellis's Improved Hypodermic Syringe, solid silver<br>barrel, with two pipes, in case                   | . 2 2 0   |
| Ditto plated                                                                                               | . 1 5 0   |

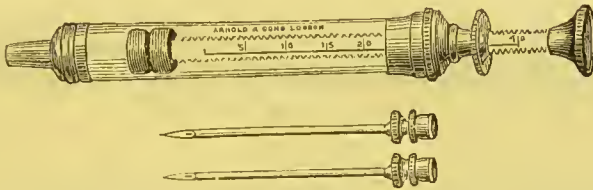


FIG. 569.

|                                                                                                            |          |
|------------------------------------------------------------------------------------------------------------|----------|
| Improved Hypodermic Syringe, with both screw and plain<br>action, in case, Fig. 569                        | . 0 17 6 |
| Arnold and Sons' Improved Hypodermic Syringe, with<br>conical plunger, two platina pipes, leather, in case | . 1 1 0  |

To the plunger is attached a conical point secured by a screw to the piston rod; upon screwing the rod the conical point is drawn upwards and presses against the plunger.



FIG. 570.

|                                                               |        |
|---------------------------------------------------------------|--------|
| Buzzard's Hypodermic Syringe, with trocar point, Fig. 570     | 0 12 6 |
| Ditto ditto in case                                           | 0 15 0 |
| Ditto ditto with cut-glass stopped<br>bottle, in morocco case | 0 16 6 |

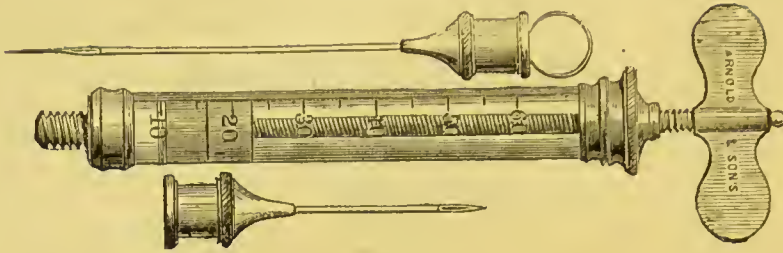


FIG. 571.

|                                                                                                                                              |         |
|----------------------------------------------------------------------------------------------------------------------------------------------|---------|
| Pravaz's Hypodermic Syringe, mounted in silver, with screw piston rod, two fine gold pipes, &c., in morocco leather case, Fig. 571 . . . . . | £1 15 0 |
| Ditto ditto plated mountings . . . . .                                                                                                       | 1 0 0   |
| Wood's Hypodermic Syringe, with one steel and one gold pipe, in morocco case . . . . .                                                       | 0 15 0  |



FIG. 572.

|                                                                                                                                                 |       |
|-------------------------------------------------------------------------------------------------------------------------------------------------|-------|
| Arnold and Sons' Improved Hypodermic set, consisting of Syringe, 2 Platina Pipes, Stoppered Bottle in plated case, complete, Fig. 572 . . . . . | 1 1 0 |
|-------------------------------------------------------------------------------------------------------------------------------------------------|-------|

This instrument is extremely portable, and so constructed that it can be carried easily in the waistcoat pocket or in the pocket case.



FIG. 573.




FIG. 574.

|                                                                                                            |       |
|------------------------------------------------------------------------------------------------------------|-------|
| Arnold and Sons' Improved Self-acting Hypodermic Syringe, complete in case, <i>vide</i> 'Lancet' . . . . . | 2 2 0 |
|------------------------------------------------------------------------------------------------------------|-------|

This instrument possesses many advantages over the ordinary syringe as it punctures and injects the fluids simultaneously by simply releasing the trigger (*vide Lancet*).




FIG. 575.



FIG. 576.

|                                                                                                           |    |    |   |
|-----------------------------------------------------------------------------------------------------------|----|----|---|
| Dr. Broadbent's Tumour Syringe, with screw piston and two long pipes, in morocco case, Fig. 575 . . . . . | £1 | 5  | 0 |
| Ditto ditto plain piston . . . . .                                                                        | 0  | 15 | 0 |
| German Hypodermic Syringe, two pipes, mounted in vulcanite, in case . . . . .                             | 0  | 10 | 6 |
| Hypodermic Syringe, 6 minims, with gold point . . . . .                                                   | 0  | 10 | 6 |
| Ditto in case . . . . .                                                                                   | 0  | 13 | 6 |
| Ditto with cut-glass stopped bottle, in morocco case . . . . .                                            | 0  | 15 | 0 |

Solution of the Acetate of Morphia for Hypodermic Injections.

Acetate of Morphia 10 grains, dissolved in 50 minims of distilled water, so that it shall accurately measure 60 minims of solution, add water if necessary.

~~~~~  
SPECULUMS.

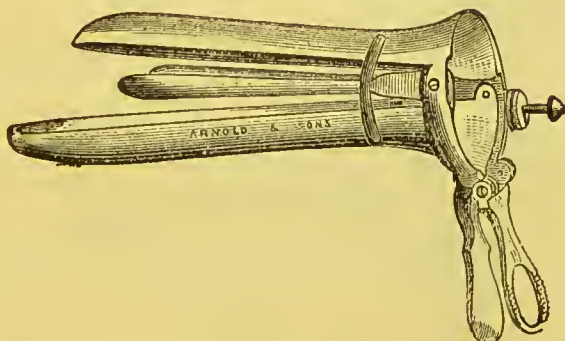


FIG. 577.

| | | | |
|---|---|----|---|
| Dr. Meadows' Speculum, stoutly plated | 1 | 15 | 0 |
| Ditto Improved Speculum, with side blades, stoutly plated, Fig. 577 | 2 | 0 | 0 |

Sir James Simpson's Trivalve Speculum Vaginæ, stoutly plated £1 14 0
 Dr. Cusco's Speculum, improved, electro-plated 1 7 6




FIG. 578.

Screw-lever Speculum, German Silver, Fig. 578 1 2 6
 Ditto stoutly plated 1 9 6

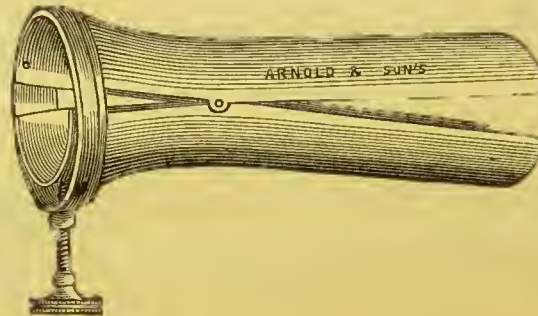


FIG. 579.

Speculum, German Silver, Fig. 579 1 2 6
 Ditto stoutly plated 1 10 0



FIG. 580.

Arnold and Sons' Improved Bivalve-lever Speculum, German silver, Fig. 580 1 1 0
 Ditto ditto stoutly plated 1 10 0



FIG. 581.

| | |
|--|--------|
| Arnold and Sons' modification of Marion Sims' Speculum, with metal wire lever frame, Fig. 581 | £1 1 0 |
| Sims' Duck-bill Speculum, the set of three fitting one screw socket handle in morocco case | 2 2 0 |

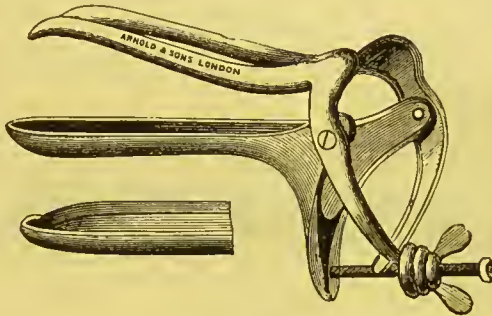


FIG. 582.

| | |
|--|-------|
| American Speculum, German Silver, Fig. 582 | 1 1 0 |
|--|-------|

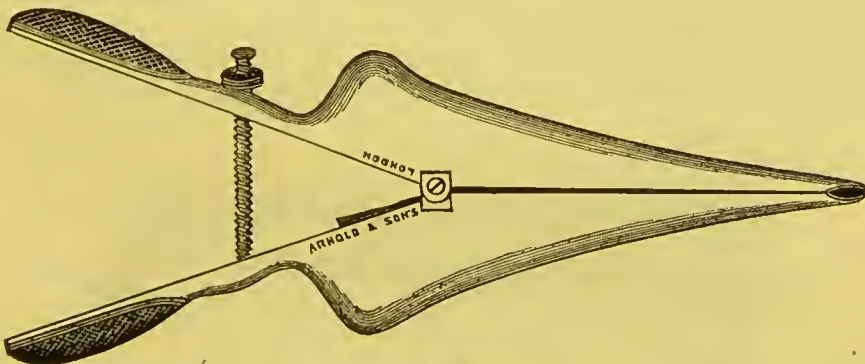


FIG. 583.

| | |
|---|-------|
| Dr. H. Bennett's Bivalve Speculum, German Silver, Fig. 583 | 1 2 6 |
| Ditto ditto . . . stoutly plated | 1 9 6 |

| | |
|--|--------|
| Scanzoni's four-bladed Speculum | £2 0 0 |
| Hilliard's ditto | 2 0 0 |
| Ricord's Speculum | 0 15 0 |
| Bozman's Duck-bill Speculum | 1 2 6 |
| Dr. Hewitt's Speculum, stoutly plated | 1 5 0 |
| Duck-bill Speculum with improved clamp | 2 5 0 |




FIG. 584.

| | |
|--|--------|
| Sims' Duck-bill Speculum, stoutly plated, Fig. 584 | 0 16 0 |
|--|--------|




FIG. 585.

| | | |
|--|------|--------|
| Sir Wm. Fergusson's Plated Speculum, Fig. 585 | each | 0 9 6 |
| Ditto ditto the set of three | | 1 7 6 |
| Sir Wm. Fergusson's Speculums (three sizes), glass, silvered, and coated with elastic gum | each | 0 4 6 |
| Dr. Routh's Speculum Holder | | 2 18 0 |

To this Instrument a plate is attached, which passes under the sacrum, and by means of joints and screws the Speculum is held in any required position.




FIG. 586.

| | | |
|--|------|--------|
| Dr. Hall Davis's Tapering Speculum, silver plated | each | 0 10 6 |
| Ditto ditto per set of three, in leather case, complete | | 1 10 0 |

| | | |
|---|---|---------|
| Dr. Hall Davis's Tapering Speculum, of solid metal, without rim at uterine extremity, silver plated | each | £0 12 6 |
| Ditto ditto | per set of three, in leather case, complete | 1 17 6 |
| Ditto ditto | nickel plated each | 0 7 6 |
| Ditto ditto | per set of three, in leather case, complete | 1 2 6 |
| Ditto ditto | without rim at uterine extremity | each |
| Ditto ditto | per set of three, in leather case | 1 10 0 |
| Ditto ditto | elastic gum each | 0 6 0 |
| Ditto ditto | per set of three, in leather case | 1 0 0 |

Extract from the *Lancet*, June 13th, 1874:—"The advantages this Speculum presents over Fergusson's Glass Silvered Speculum are its non-fragility and its tapering form. It is easier of introduction. Moreover, the reflective and illuminating power is greatly increased."

Extract from the *British Medical Journal*, July 18th, 1874:—"It is made in the most useful sizes, and produced in two combinations of metals, one electro-silver plate, and the other nickel-silver plated, which resist the action of acid and will not tarnish."

Extract from the *Medical Times and Gazette*, July 4th, 1874:—"This Speculum has a trumpet-shaped external opening, the width of the instrument gradually diminished from this to its smaller extreme aperture."

Extract from the *Medical Press and Circular*, June 24th, 1874:—"They are considerably lighter than any other Speculum hitherto introduced, and much cheaper. We have examined the speculum and can recommend it."

Extract from *Obstetrical Journal*, June, 1874.—"Dr. J. Hall Davis exhibited a Speculum manufactured by Arnold after Dr. Davis's design. The tube is suitably bevelled off at its uterine end, and the edges carefully rounded."

Extract from *Obstetrical Transactions*, vol. xvi:—"We have all of us experienced the inconvenience attendant upon the employment of Fergusson's Vaginal Speculum, this arising from its ready liability to fracture under sudden changes of temperature and by collision. I had already on two occasions ordered a tapering metallic Speculum, but the makers did not carry out the order satisfactorily. I mentioned my requirement to Messrs. Arnold and Sons, Surgical Instrument Makers, and they at once undertook, and have since executed, the commission in accordance with my instructions."

Braithwaite's Retrospect of Medicine, vol. lxx:—"This Speculum has been manufactured by Messrs. Arnold and Sons, 35 and 36, West Smithfield, in accordance with suggestions made by Dr. J. Hall Davis."

Dr. Atthill's Intra-uterine Speculum, Vulcanite 1 1 0

For the application of nitric acid, and to protect the cervical canal from the action of the acid, and the ensuring thorough cauterisation of the cavity of the uterus."

Extract from *Dublin Journal of Medical Science*, January, 1873:—"I have tried it, and it answers the purpose in view very well; it is intended to be used only after the cervix has been dilated and not as a dilating agent. The instrument is made of vulcanite, and is manufactured by Messrs. Arnold and Sons, of West Smithfield, London. I believe this instrument will prove of value in facilitating the treatment of intra-uterine disease."

Curling's Speculum Ani 0 15 0



FIG. 587.




FIG. 588.

| | |
|---|--------|
| Fergusson's Speculum Ani, Figs. 587 and 588 | £0 4 0 |
| Hilton's ditto, electro-plated | 0 15 0 |

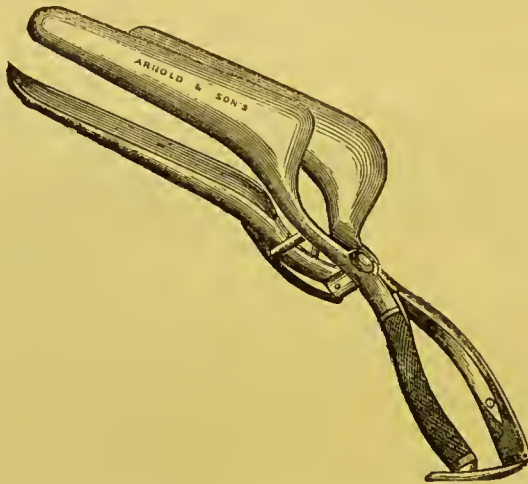


FIG. 589.

| | |
|--|-----------------|
| Lane's three-bladed Speculum Ani, Fig. 589 | 2 15 0 |
| Weiss's ditto | 2 10 0 |
| Bivalve ditto | 15s. and 1 10 0 |



FIG. 590.

| | |
|--|--------|
| Toynbee's Ear Speculum, the set of three, plated, Fig. 590 | 0 10 6 |
| Ditto stout silver ditto | 0 19 6 |

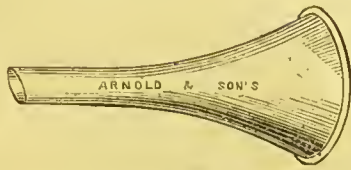


FIG. 591.

| | |
|--|---------|
| Yearsley's Ear Speculum, the set of three, electro-plated, Fig. 591 | £0 10 6 |
| Ditto stout silver | 1 2 6 |

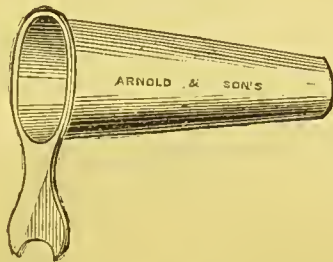


FIG. 592.

| | |
|--|--------|
| Wilde's Ear Speculum, electro-plated, Fig. 592 | 0 8 6 |
| Ditto stout silver | 0 16 0 |

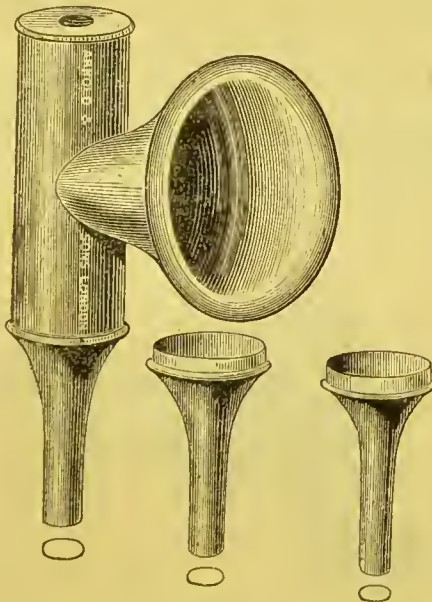


FIG. 593.

| | |
|--|-------|
| Brunton's Auriscope, with three Speculums, complete in leather case, Fig. 593 | 1 7 6 |
|--|-------|

| | | | |
|--|----|----|---|
| Hinton's Compound Auriscope, with lamp complete, for examining the ear, urethra, rectum, &c. | £3 | 5 | 0 |
| Weber's Auriscope, with reflecting mirror, biconvex lens, and three ear speculums, in leather case | 1 | 10 | 6 |
| Morison's Improved Auriscope | 5 | 5 | 0 |
| Screw lever Ear Speculum | 0 | 9 | 0 |
| Arnold and Sons' Spring Ear Speculum | 0 | 10 | 6 |
| Pilcher's ditto | 0 | 10 | 6 |

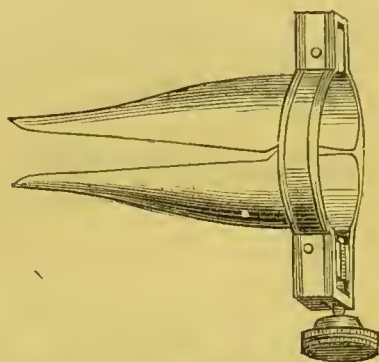


FIG. 594.

| | | | |
|--|---|----|---|
| Arnold and Sons' Improved Screw-lever Ear Speculum, Fig. 594 | 0 | 9 | 0 |
| Turner's Ear Speculum, the set of three, plated | 0 | 10 | 6 |
| Ditto silver | 1 | 2 | 6 |
| Ivory Ear Speculum, three sizes, in case | 0 | 10 | 6 |
| Nasal Speculum | 0 | 8 | 6 |

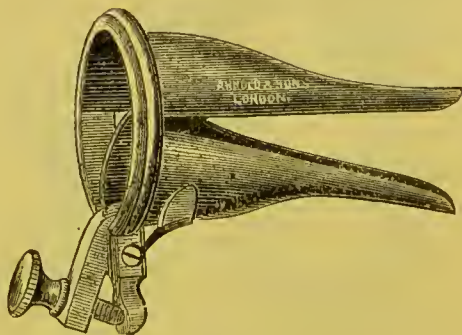


FIG. 595.

| | | | |
|--------------------------------|---|----|---|
| Avery's Ear Speculum, Fig. 595 | 0 | 10 | 6 |
|--------------------------------|---|----|---|

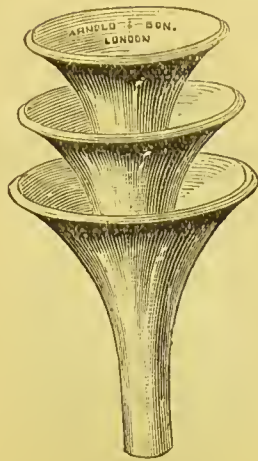


FIG. 596.

Arnold and Sons' Improved Ear Speculum, electro-plated,
 Fig. 596 per set of three £0 15 0

They are made with trumpet-shaped external opening, thereby facilitating the introduction of light and greatly increasing the illuminating and reflective power.

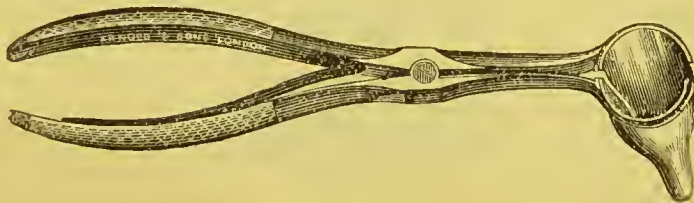


FIG. 597.

Kramer's Ear Speculum, Fig. 597 0 10 6
 Naugenbaur's Speculum 1 1 0



HOT AIR, MERCURIAL, AND VAPOUR BATHS.

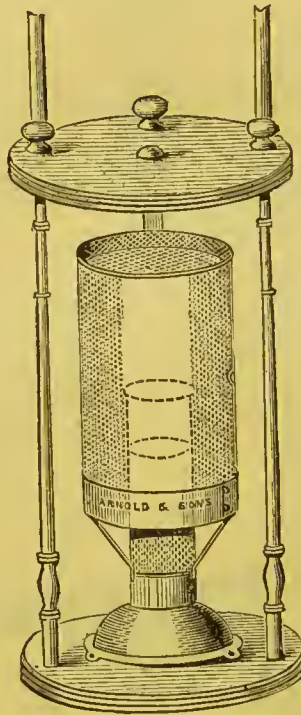


FIG. 598.

This is a very simple and effective apparatus, consisting of a double wire gauze cylinder in a wooden frame; the inner cylinder protects the frame, the outer is made with a concave top for camphor or any medicament that may be required; it is heated by means of a spirit lamp underneath.

| | | | |
|---|----|----|---|
| Hot Air Bath, Arnold and Sons' improved, Fig. 598 | £0 | 16 | 0 |
| Ditto ditto with copper wire gauze | 0 | 18 | 6 |
| Ditto, copper body, and electro-plated wire gauze | 1 | 3 | 6 |
| Oriental Vapour Bath | 1 | 10 | 0 |
| Faulding's ditto registered | 1 | 8 | 0 |

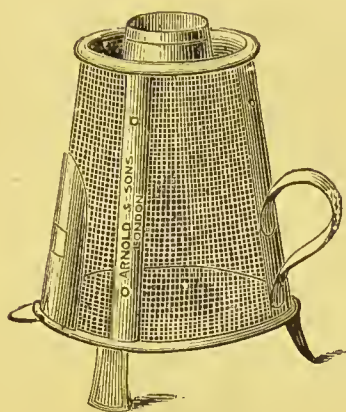


FIG. 599.

Lee's Mercurial Vapour Bath, Fig. 599 £0 10 6

Extract from *Lancet*, August 21st, 1875:—"The plan which I have usually adopted then is as follows:—A lamp in which the methylated spirits of wine is burned is put into a case made principally of wire gauze on the principle of the Davy safety-lamp. The top of the case is fitted with a central movable, small, circular plate, surrounded by a trough, which should contain one ounce of water only. The water should be boiling when first put in. Thirty grains of resublimed calomel are then spread out on the small central circular plate. This should be quite dry. The patient then sits, without his clothes, on a small stool or chair, and the lamp placed between his legs. A cloak made of moleskin or some thick material is then made to cover the whole apparatus, and is tied round the patient's neck."

| | | | |
|--|---|----|---|
| Cloak and Collar for Vapour Bath | 1 | 1 | 0 |
| Cloak ditto | 0 | 16 | 0 |
| Collar ditto | 0 | 5 | 0 |
| Waterproof Cloak ditto | 1 | 10 | 0 |
| Brodie's Copper Apparatus for fumigating Powders | 2 | 4 | 0 |
| Arnold and Sons' Improved Hot Air Bath | 2 | 2 | 0 |



INHALERS.




FIG. 600.

| | | | |
|---|----|---|---|
| Ammonia Inhaler for inhaling vapour of chloride of ammonia in its nascent state | £1 | 1 | 0 |
| Barth's Improved Ether Inhaler, complete | 3 | 3 | 0 |
| Biegel's Screen and Brass Stand for Inhaler | 1 | 0 | 0 |
| Bird's Inhaling Tube | 0 | 3 | 0 |
| Ditto in case | 0 | 4 | 6 |
| Bloxam's Improved Graduated Chloroform Drop Bottle, in leather case, size $4\frac{3}{4}$ in. + $1\frac{1}{4}$ in., Fig. 600 | 0 | 3 | 6 |
| Ditto, in boxwood case | 0 | 4 | 6 |

Vide *British Medical Journal*, March 11th, 1871; the *Lancet*, March 18th, 1871; *Medical Times and Gazette*, February 4th and 25th, 1871; *Medical Press and Circular*, March 22nd, 1871.

The Graduated Chloroform Bottle is exceedingly portable and simple. No assistant is required in the administration. The chloroform being spread over a large surface of lint, the amount of atmospheric air is very great. It is much safer, as you do not rely upon complicated valves. The amount of chloroform administered can at once be ascertained by the graduated scale.

| | | | |
|--|---|----|---|
| Bronchitis Kettle, Allen's | 0 | 8 | 0 |
| Ditto with stand and lamp | 0 | 13 | 6 |
| Ditto Owen Nash's, registered | 0 | 10 | 6 |
| Bullock and Reynolds' Electric Inhaler, with thermometer | 0 | 11 | 6 |
| Ditto, with stand and spirit lamp, complete | 0 | 12 | 6 |

| | | | |
|--|----|---|---|
| Carrick's Patent Pneucoinon or Universal Inhaler, complete | £2 | 2 | 0 |
| Ditto Respirator, complete | 1 | 5 | 0 |

The peculiarity of the Pneucoinon is, as its names implies, its nniversality for the purposes of inhalation. The highest temperature which it is thought desirable to employ in certain cases of inflammation of the throat or chest, can readily be obtained; whilst for cases of spitting of blood, where it is expedient to employ cold inhalation, the atmosphere can be reduced to freezing point in less than five minutes. It may, indeed, be said, without any exaggeration, that the warm, moist climate of Madeira, the pure, dry atmosphere of the Nile, or the frigid temperature of the Arctic regions, can each be produced in a few seconds. The other recommendations are: the facility with which it can be used, its portability, and its durability, which is insured by its being made of metal instead of earthenware, as is the case with most iuhalers.

DEAR SIR,

I have watched your experiments in the construction of Inhalers during the last year with very great interest, and I think that your Pneucoinon or Universal Inhaler is the most perfect apparatus of the kind that I am acquainted with.

The facility with which vapour can be raised to any suitable temperature, on the one hand, and the readiness with which a cold temperature can be produced, on the other hand, constitute special features, which, as far as I am aware, are not possessed by any other Inhaler. As inhalations are often needed by persons of weak respiratory power, an Inhaler, such as yours, which requires no effort in inspiration, cannot fail to be of the greatest service. The Respirator is not only useful in impure conditions of the atmosphere, but it is likely to prove of great advantage as a medium of inhalation while travelling, as well as in cases where continuous inhalation is required. Under these circumstances I can cordially recommend these valuable inventions to the favorable notice of the profession.

Yours faithfully,

MORELL MACKENZIE, M.D. Lond.,
Physician to the Hospital for Diseases of the Throat,
and lately Physician to the London Hospital.

| | | | |
|--|----|----|---|
| Clark's Block Tin Inhaler, with large breathing tube, leather hand-piece, to enable the patient to hold the apparatus when filled | 0 | 10 | 6 |
| Clendon's Chloroform Inhaler | 0 | 12 | 6 |
| Clover's Chloroform Apparatus, with all recent improvements, in mahogany case, consisting of bellows, plated evaporator, Indianette bag, tube, two-way stopcock, two face-pieces, large and small syringe, and chloroform bottle | 10 | 10 | 0 |
| Ditto, ditto, all the metal parts strongly gilt | 12 | 15 | 0 |
| Coleman's Chloroform Inhaler | 4 | 4 | 0 |



FIG. 601.

Ellis's Patent Japanned Tin Inhaler, for diseases of the throat, lungs, &c., as used at the Throat Hospital,
 Fig. 601 £0 4 6

The above Inhaler is the simplest, cheapest, and most effectual instrument invented.

The great advantage over those in general use is that whatever medicament be used the patient inhales from the substance and not from the surface only. A small tube is passed to the bottom of the Inhaler, so that air must necessarily pass through the substance itself before inhalation.

Arnold and Sons have purchased the exclusive patent right of the inventor to manufacture and sell the above inhalers.

Junker's Inhaler for the administration of methylene
 £2 2s. to 4 4 0

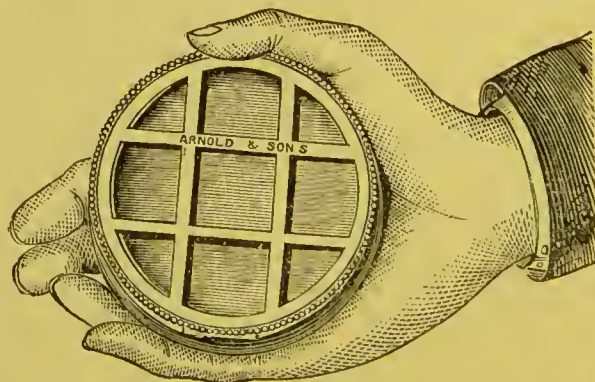


FIG. 602.

Mallam's Chloroform Inhaler, in silver, Fig. 602 3 3 0
 Ditto plated 2 2 0

| | |
|---------------------------------|--------|
| Mudge's Metal Inhaler | £0 9 6 |
| Ditto improved | 0 12 6 |

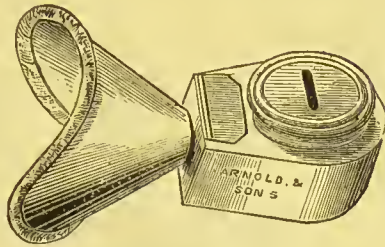


FIG. 603.

| | |
|---|--------|
| Murphy's Chloroform Inhaler, with india-rubber valves, plated, Fig. 603 | 0 12 6 |
| Ditto with metal valves, plated | 0 15 0 |
| Ditto with Sibson's face-piece | 0 18 0 |
| Murray's ditto | 0 5 6 |
| Nelson's Earthenware Inhaler | 0 4 0 |
| Ramadge's Japanned Tin, with long elastic tube | 0 15 0 |
| Ditto Inhaling Tube, ebony | 0 2 6 |
| Ditto ditto ivory | 0 4 0 |
| Ditto, straight ditto | 0 1 0 |
| Sansom's Chloroform Inhaler | 1 7 0 |

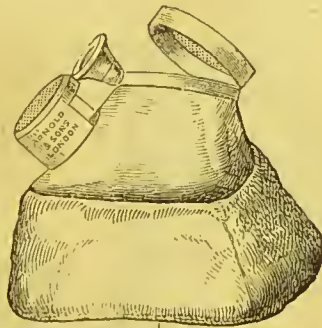


FIG. 604.

| | |
|---|--------|
| Sibson's Chloroform Inhaler, plated, Fig. 604 | 0 12 6 |
|---|--------|



FIG. 605.

| | |
|--|--------|
| Siegel's Patent Tin Steam Spray Inhaler, Fig. 605 . . . | £0 7 6 |
| Ditto Brass ditto . . . | 0 12 6 |
| Ditto ditto, with safety valve, water gauge and barometer | 2 7 6 |

Dr. Siegel's Apparatus is applicable for producing finely medicated spray for inhalation, or hot or cold eye douches, and for Condy's or other disinfecting fluids.

| | |
|---|--------|
| Skinner's Chloroform Inhaler | 0 5 6 |
| Ditto ditto with drop bottle and two covers, in silk bag, complete | 0 12 6 |

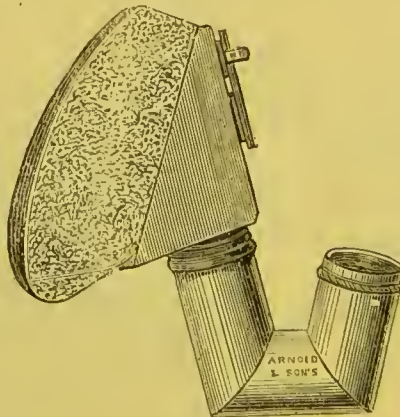


FIG. 606.

| | |
|---|--------|
| Snow's Chloroform Inhaler, electro-plated, Fig. 606 | 0 17 6 |
|---|--------|

| | |
|---|---------|
| Snow's Chloroform Inhaler, electro-plated, with three face-pieces, in morocco case | £2 10 0 |
| Swan's Earthenware Inhaler | 0 3 0 |

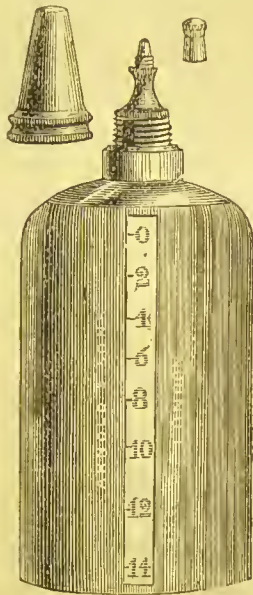


FIG. 607.

| | |
|---|-------|
| Symons' Chloroform Drop Bottle, graduated with gilt double cap to prevent evaporation, covered with leather, as used at St. Bartholomew's, Fig. 607 | 0 7 6 |
| Townley's Chloroform Inhaler | 1 5 6 |
| Watson's Japanned Tin Inhaler | 0 7 6 |

SPRAY PRODUCERS.

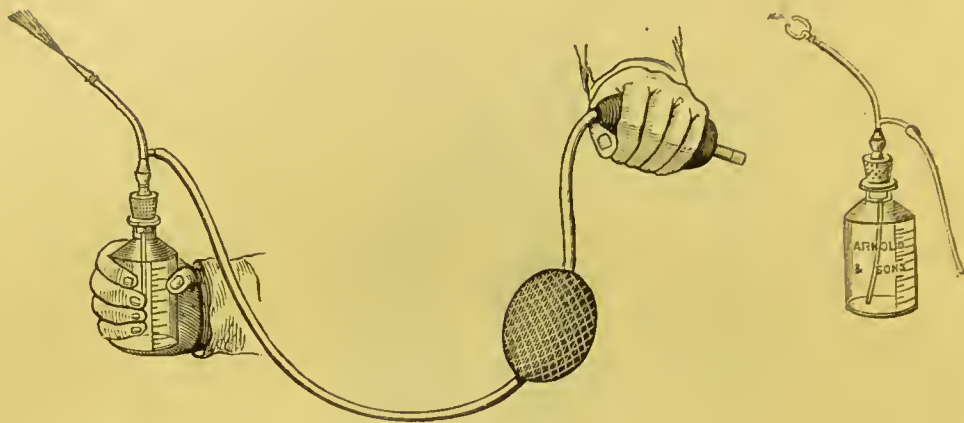


FIG. 608.

Arnold and Sons' Improved Ether Spray Apparatus,
with hand ball, stoppered bottle, &c., in leather case . £1 1 0

This instrument is so constructed that the spray can be regulated at pleasure.

Arnold and Sons' Improved Carbolic Spray Producer,
with regulating tap, in case, complete 1 5 0

Clark's Spray Producer, with glass mount, in box 0 6 6

Ditto with silver mount 0 10 6

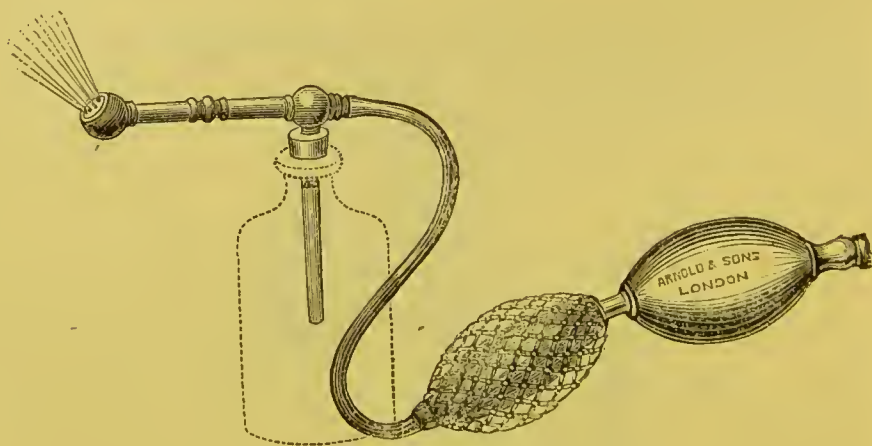


FIG. 609.

Ebonite Spray Producer, with covered end, in case, Fig. 609 1 0 0
Ditto ditto with tongue depressor combined 1 1 0

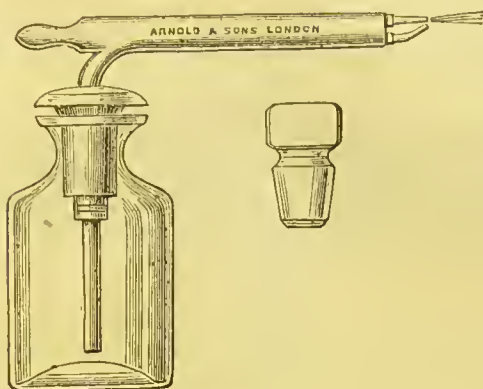


FIG. 610.

| | | | |
|--|----|----|---|
| Ebonite Spray Producer, for applying spray to the throat, in box, complete, Fig. 610 | £0 | 17 | 6 |
| Ebonite Tube only | 0 | 6 | 0 |
| Ditto with gold ends | 0 | 10 | 6 |
| Glass Tube only for Clark's apparatus | 0 | 1 | 0 |
| Ditto for Maunder's apparatus | 0 | 1 | 6 |
| Lister's Carbolic Acid Spray Apparatus, complete | 1 | 5 | 0 |
| Maunder's Spray Producer, with glass mounts | 0 | 7 | 6 |
| Plated Tube only | 0 | 4 | 0 |
| Richardson's Ether Spray Apparatus, with hand ball, graduated stoppered bottle, complete, in mahogany case, single jet, Fig. 608 | 0 | 15 | 6 |
| Ditto ditto with double jet (for the teeth) | 0 | 17 | 6 |
| Ditto ditto with three jets, straight, curved, and double | 0 | 19 | 6 |
| Ditto ditto with large fish- tail jet | 0 | 17 | 6 |
| Robbins and Co.'s Anæsthetic Ether, in stoppered bot- tles, per pint | 0 | 7 | 0 |
| Siegel's Spray Producer 7s. 6d. and | 0 | 12 | 6 |
| Silver Tube only | 0 | 18 | 0 |
| Ditto for Clark's Apparatus | 0 | 5 | 0 |



NITROUS OXIDE GAS APPARATUS.

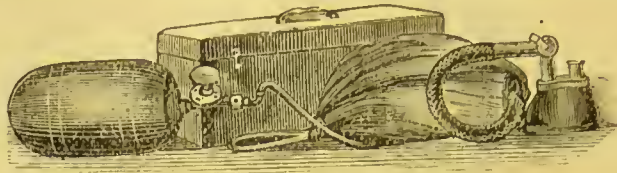


FIG. 611.

Nitrous Oxide Gas is strongly recommended for its safety, rapidity of action, and the absence of any disagreeable after effects, in which respect no other anæsthetic can bear the least comparison with it. For operations which can be performed in two or three minutes its success is complete; when more time is required it is usual to administer more gas before the patient recovers from the first inhalation. By pursuing this method capital operations which may occupy twenty minutes or more have been performed without pain.

| | | | | |
|---|----|----|---|--------|
| 50-gallon Bottle Liquid Gas | £2 | 5 | 0 | |
| Large-sized Cattlin's Bag and Union | 0 | 18 | 6 | |
| Clover's double-valved face-piece and two-way stopcock (3 sizes kept) | 1 | 11 | 6 | |
| Leather covered, or mahogany case Fig. 611 | 0 | 18 | 6 | |
| | | | | 5 13 6 |

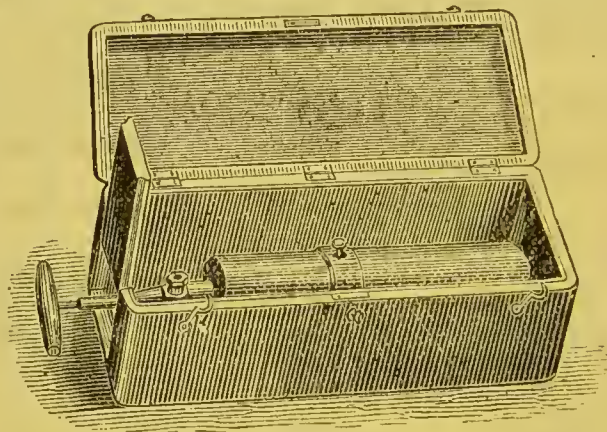


FIG. 612.

| | | | | |
|---|---|----|---|--------|
| 100-gallon Bottle Liquid Gas | 3 | 10 | 0 | |
| Large-sized Cattlin's Bag and Union | 0 | 18 | 6 | |
| Clover's double-valved face-piece and two-way stopcock (3 sizes kept) | 1 | 11 | 6 | |
| Leather covered, or mahogany case, Fig. 612 | 0 | 18 | 6 | |
| | | | | 6 18 6 |

This form of apparatus is complete in itself, and contains everything necessary for the proper administration of the gas.

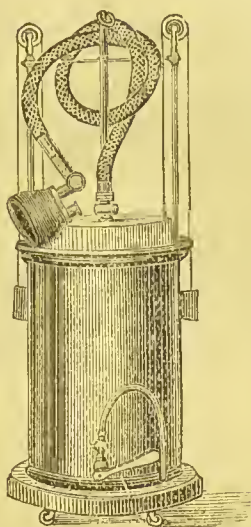


FIG. 613.

| | | | |
|---|----|----|---|
| Barth's Gasometer for Liquid Gas, Fig. 613 | £5 | 5 | 0 |
| 100-gallon Bottle Liquid Gas | 3 | 10 | 0 |
| Economizing face-piece and two-way stopcock (3 sizes kept) | 1 | 11 | 6 |
| | | 10 | 6 |

This Gasometer is fitted for liquid gas, is fitted with a scale rod to measure the quantity of gas used, and it may be used either with or without the economizing process. To those operators who prefer to use a gasometer this is the most elegant in appearance as well as the most useful that has been devised.

| | | | |
|--|------|----|---|
| 50-gallon Bottle Liquid Gas | 2 | 5 | 0 |
| 100 ditto ditto | 3 | 10 | 0 |
| 200 ditto ditto | 5 | 5 | 0 |
| 500 ditto ditto | 10 | 0 | 0 |
| Clover's Face-piece, in 3 sizes, without attachment for supplementary Bag | each | 1 | 4 |
| Ditto without attachment | " | 1 | 1 |
| Refilling Bottles with Oxygen Gas, per gallon | " | 0 | 0 |



FIG. 614.

| | | | |
|---|---|----|---|
| Coleman's new Gas and Ether Inhaler, Fig. 614 | 1 | 10 | 0 |
|---|---|----|---|

| | |
|---|---------|
| Tripod Stands for 200- and 500-gallon Bottles | £0 12 6 |
| Best Nitrate Ammonia per lb. | 0 1 4 |
| Clover's apparatus, consisting of one face-piece, supplemental bag, and stopcock, two-way stopcock, Catlin's bag and union, and 100-gallon vessel of gas complete in case | 7 0 0 |
| Ditto ditto with two face-pieces | 8 4 0 |
| Ditto ditto three ditto | 9 7 6 |
| Arnold and Sons' Portable Nitrous Oxide Bag, containing 50-gallon bottle liquid gas, Mr. Bloxam's bag and union, with two-way stopcock, face-piece, &c., complete | 5 0 0 |

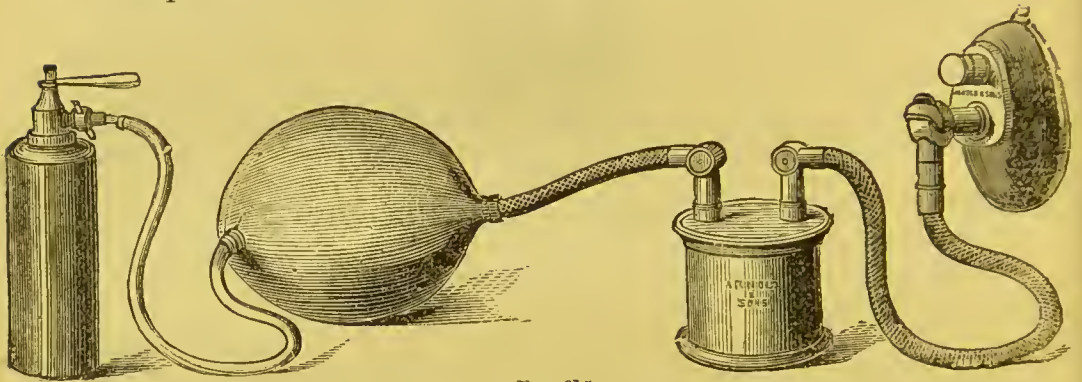


FIG. 615.

| | |
|---|--------|
| Arnold and Sons' Nitrous Oxide Bag, registered, containing 50-gallon bottle of liquid gas, with Mr. Coleman's Improved Economizer, Mr. Bloxam's bag and union, two-way stopcock, and Brain's face-piece, complete, Fig. 615 | 6 15 0 |
|---|--------|

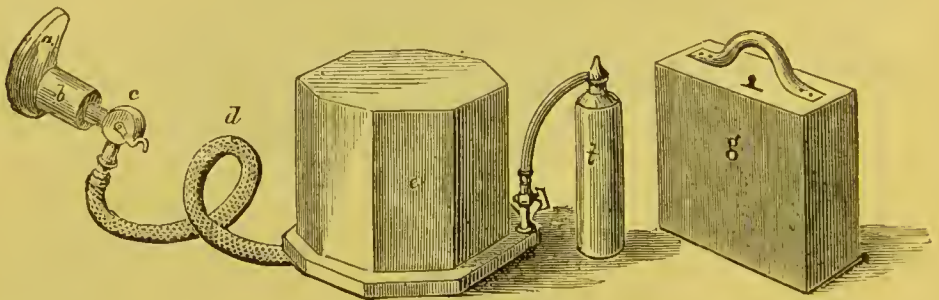


FIG. 616.

| | |
|---|-------|
| Edward's Patent Economizing Inhaler and Gasholder, complete, Fig. 616 | 3 5 0 |
| Portable case for ditto | 0 5 0 |

The Economizing Inhaler is constructed so that the gas exhaled from the patient

is thoroughly filtered through lime; it then passes through the inhaling tube to the gas-holder, and back again at the next inspiration, thus being filtered a second time.

The gas is thus thoroughly purified from carbonic acid, and from all unhealthy emanations from the lungs, as soon as it passes from the patient, and before it reaches the inhaling tube. On this account, and for other reasons, it claims superiority over all other apparatus of the kind. At the same time its low price places it within the reach of every operating dentist, whilst more complicated apparatus not only involve a large outlay, but also special instruction in their use.

| | |
|---|---------|
| Coleman's Economising Apparatus | £2 12 6 |
| Facepieces, three sizes, for ditto each | 1 0 0 |
| Ditto ditto for Clover's apparatus " | 1 3 6 |
| Supplemental Bag and stopcock for ditto | 0 11 6 |
| Cattlin's bag and union for ditto | 0 17 6 |
| Clover's two-way stopcock | 0 10 6 |
| Set of three facepieces and Clover's two-way stopcock, strongly gilt, in case complete | 5 5 0 |
| Wash-leather covers for facepieces per doz. | 0 3 0 |
| Bag (Indianette) with wood mounts, to hold 36 gallons . | 1 10 0 |
| Gasometer Tubing per foot | 0 2 0 |
| Gasometer with improved screw unions for liquid gas, vessel and tubing complete (15 gallons) | 5 0 0 |
| Refilling Bottles with Gas per gallon | 0 0 3 |
| Gags from | 0 1 0 |

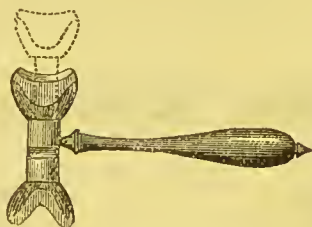


FIG. 617.

| | |
|--|-------|
| McAdams' Improved Mouth Prop, Fig. 617 | 0 6 0 |
| Clover's Graduated ditto | 0 4 0 |

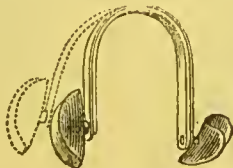


FIG. 618.

| | |
|---|-------|
| Arnold and Sons' Improved Spring Mouth Prop (2 sizes), Fig. 618 each | 0 6 0 |
| Hutchinson's ditto (3 sizes) " | 0 7 6 |
| Barth's simple ditto (4 sizes) " | 0 2 0 |
| Brunton's new adjustable ditto (2 sizes) " | 0 8 6 |

BREAST PUMPS, &c.



FIG. 619.

| | | | |
|---|----|----|---|
| Arnold and Sons' improved Brass Breast Pump, in mahogany case, Fig. 619 | £0 | 10 | 6 |
| Ditto ditto with bent glass | 0 | 12 | 6 |
| Breast Reliever, Thompson's | 0 | 2 | 6 |
| Breast Bottle, india-rubber | 0 | 2 | 6 |
| Ditto large | 0 | 5 | 0 |
| Breast Glass, with india-rubber tube, in box | 0 | 1 | 0 |

CHEST EXPANDERS.

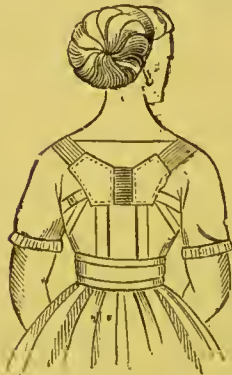


FIG. 620.




FIG. 621.

| | | | |
|--|---|---|---|
| Arnold and Sons' Improved Chest Expander, with spiral wire spring, Ladies', for contracted chest, round shoulders, and to prevent stooping, Fig. 620 | 1 | 0 | 0 |
| Ditto ditto Gentlemen's, Fig. 621 | 1 | 1 | 0 |

| | |
|---|---------|
| Chest Expanders, plain | £0 15 0 |
| Ditto Gentlemen's | 0 16 0 |
| Ditto with india-rubber spring, Ladies' | 0 12 6 |
| Ditto ditto Gentlemen's | 0 13 6 |

These chest expanders are considered superior to dumb bells, promoting expansion of the chest without straining the muscular system, thereby rendering the calisthenic exercise both pleasant and easy.

Measurement required—circumference round chest, waist, and age of patient.

| | | |
|---|----------|--------|
| Chest Expander of india-rubber | 2s. to | 0 5 0 |
| Dumb Bells, covered with chamois leather, 6lbs. and under | per pair | 0 4 0 |
| 8 lbs., 10 lbs., 14 lbs., 16 lbs., 18 lbs., 20 lbs., 22 lbs., 24 lbs. | per lb. | 0 0 8 |
| Cambridge Gymnastic | | 0 10 0 |
| Ditto Belt, superior | | 0 12 6 |

LANCET CASES.

Stout Silver Lancet Cases, hall marked—

| | | | |
|--|-----------|--------|--------|
| | To hold 2 | 3 | 4 |
| Plain Silver | £0 15 0 | 1 0 0 | 1 0 0 |
| Chased | 1 2 0 | 1 6 0 | 1 6 0 |
| Engine Turned | 1 7 6 | 1 12 6 | 1 12 6 |
| Engraved | 1 0 0 | 1 3 0 | 1 3 0 |
| Morocco Leather | 0 0 6 | 0 0 9 | 0 1 0 |
| Tortoiseshell | 0 5 6 | 0 6 0 | 0 6 0 |
| Ditto, with silver edge and name-plate | 0 6 0 | 0 7 0 | 0 7 6 |
| Ditto, with double silver edges and name-plate | 0 11 0 | 0 14 0 | 0 14 0 |

HERNIA INSTRUMENTS.

| | |
|--|-------|
| Wutzer's Instrument for the radical cure of Hernia | 4 4 0 |
| Davis's ditto ditto | 2 0 0 |
| Fergusson's ditto ditto | 4 4 0 |
| Rothmund's ditto ditto | 4 4 0 |

| | | | |
|---|----|----|---|
| Stanley's Silver Director | £0 | 8 | 6 |
| Brodie's ditto ditto | 0 | 8 | 0 |
| Stanley's steel ditto | 0 | 4 | 6 |
| Key's ditto ditto | 0 | 4 | 6 |
| Hernia Bistoury, ivory handle | 0 | 3 | 6 |
| Ditto with concealed regulating blade | 0 | 15 | 0 |
| Wood's Hernia Needle | 0 | 6 | 0 |

RECTUM INSTRUMENTS.



FIG. 622.

| | | | |
|--|---|----|---|
| Allingham's Ligature Instrument | 1 | 5 | 0 |
| Ditto Compressors per doz. | 0 | 3 | 0 |
| Ditto Forceps | 0 | 8 | 6 |
| Cauterising Irons, Arnold and Sons' Improved, in case | 0 | 15 | 0 |
| Cautery Iron, Gowland's, with screw socket handle | 0 | 8 | 6 |
| Ditto ditto fitted with four cauterizing irons | 0 | 14 | 0 |
| Ditto Smith's telescopic | 0 | 7 | 6 |
| Clamp for Hæmorrhoids, Gowland's | 1 | 2 | 0 |
| Ditto ditto plated | 1 | 5 | 0 |
| Ditto Lee's | 1 | 5 | 0 |
| Ditto Quain's | 0 | 18 | 6 |
| Ditto Smith's | 0 | 15 | 0 |
| Ditto ditto Improved, with ivory plates, acting as non-conductors, whilst applying the cauterizing, Fig. 622 | 1 | 1 | 0 |

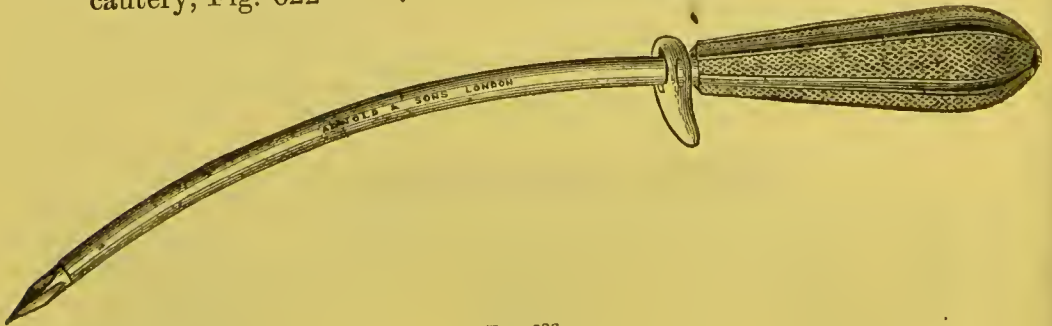


FIG. 623.

| | |
|--|---------|
| Curved Trocar, Ponteau's, for puncturing the bladder per rectum, Fig. 623 | £0 13 6 |
| Ⓒ Ditto Cock's, for ditto, with three silver canulas, in case, complete | 1 13 6 |
| Dilator, Ashton's Fluid, with syringe and two dilators | 1 15 0 |
| Ditto Rectum, Nélaton's | 3 0 0 |
| Ditto ditto Todd's | 2 0 0 |
| Fistula Director, Brodie's | 0 6 6 |



FIG. 624.

| | |
|---|-------|
| Fistula Director, Curling's, Fig. 624 | 0 8 6 |
| Ditto Knife | 0 4 6 |
| Ditto Probe | 0 2 0 |



FIG. 625.

| | |
|--|--------|
| Fistula Scissors, Salmon's Improved, Fig. 625. | 0 15 0 |
|--|--------|

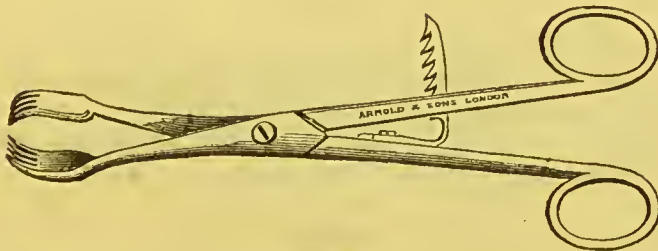


FIG. 626.

| | |
|---|--------|
| Hæmorrhoidal Forceps, Curling's, with vulsellum points, Fig. 626 | 0 15 0 |
| Ditto ditto plain | 0 9 0 |
| Ditto ditto with cross action | 0 12 0 |
| Ditto Marshall's fenestrated | 0 10 6 |
| Ditto ditto ditto small | 0 7 6 |



FIG. 627.

| | |
|--|----------------|
| Hæmorrhoidal Forceps, Wilcox's, with slide catch, Fig. 627 | £0 12 6 |
| Hæmorrhoidal Hook | 6s. 6d., 0 7 6 |
| Hæmorrhoidal Needle, Bushe's | 0 16 0 |
| Ditto plain | 0 3 6 |
| Knife for Fissure of the Anus | 0 4 6 |
| Medicated Suppositories | per doz. 0 2 0 |
| O'Beirne's Tubes, 6 in. to 24 in. in length | 6d. to 0 3 0 |

The above can be fitted to Arnold and Sons' improved Enemas.

| | |
|--|--------|
| Prolapsus Ani Bandage, Arnold and Sons' improved, with india-rubber anal pad | 0 10 0 |
|--|--------|




FIG. 628.

| | |
|---|--------|
| Prolapsus Ani Truss, with boxwood pad | 1 1 0 |
| Ditto Arnold and Sons' Improved, with ivory pad and supporting spring, Fig. 628 | 1 10 0 |
| Ditto ditto extra superior | 2 0 0 |
| Rectum Bougie, elastic gum, super quality | 0 3 6 |
| Ditto ditto second quality | 0 2 6 |
| Ditto ditto common | 0 1 6 |
| Ditto Wax, short | 0 1 6 |
| Ditto ditto long | 0 2 0 |
| Ditto Vulcanite, the set of six nested | 0 13 6 |
| Ditto Quain's | 0 5 0 |
| Rectum Plug, elastic gum | 0 2 6 |
| Ditto Metallic | 0 2 6 |
| Ditto Ivory | 0 4 0 |
| Ditto Vulcanite | 0 2 6 |

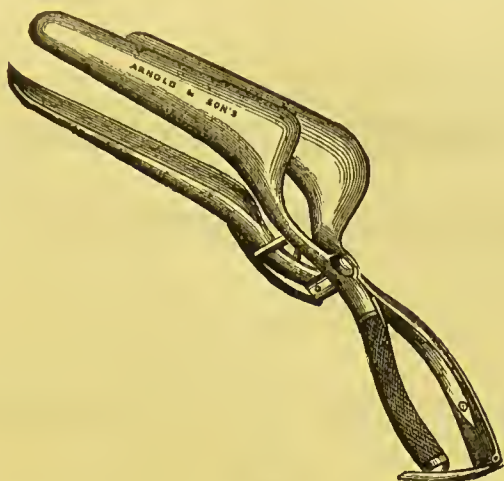


FIG. 629.

Speculum Ani, Lane's three-bladed electro-plated, Fig.

| | | | | | | | | | |
|-------|---|----------|---|-------|---|---|---|---|---------|
| 629 | . | . | . | . | . | . | . | . | £2 15 0 |
| Ditto | . | Hilton's | . | ditto | . | . | . | . | 0 15 0 |



FIG. 630.



FIG. 631.

| | | | | |
|--|----------|---|----|---|
| Speculum Ani, Fergusson's, Figs. 630 and 631 | each | 0 | 4 | 0 |
| Ditto Weiss's three-bladed | . | 2 | 10 | 0 |
| Suppository Tube, ivory | . | 0 | 2 | 6 |
| Ditto vulcanite | 1s. 6d., | 0 | 2 | 0 |
| Ditto bone | . | 0 | 1 | 0 |

STRICTURE INSTRUMENTS.



FIG. 632.



FIG. 633.



FIG. 634.

- Stricture Dilator, Davy's, with sliding metal bolt or dilator, Figs. 632, 633, and 634 £2 10 0
- No. 1. Set of Wakley's Stricture Instruments, in morocco leather case, containing four Silver Canulas, Nos. 3, 5, 7, and 9; one long Silver Catheter, with conducting rods; two elastic gum Canulas, with Silver ends, Nos. 6 and 8 2 17 6
- No. 2. Set of Wakley's Stricture Instruments, in morocco leather case, containing eight Silver Canulas, Nos. 3, 4, 5, 6, 7, 9, and 10; one long Silver Catheter and conducting rod; three elastic gum Canulas, with Silver ends 3 15 0
- No. 3. Set of Wakley's Stricture Instruments, in superior morocco leather case, containing eight Silver Canulas, Nos. 3, 4, 5, 6, 7, 8, 9, and 10; two long Silver Catheters, with stillettes and conducting rods; three elastic gum Canulas, with Silver ends, Nos. 6, 8, and 10 4 10 0
- No. 4. Complete set of Wakley's Stricture Instruments, in superior morocco case, lined silk velvet, containing eleven Silver Canulas, extra stout, Hall marked, Nos. 3, 4, 5, 6, 7, 8, 9, 10, 11, 12, and 13; three long Silver Catheters, with stillettes, conducting rods, and eleven elastic gum Canulas, with Silver ends 8 10 0



FIG. 635.

| | |
|--|---------|
| Stricture Dilator, Sir H. Thompson's | £1 15 0 |
| Ditto ditto plated | 2 0 0 |
| Ditto ditto improved, with two levers between the blades, in morocco leather case | 2 7 6 |
| Catheters, see pages 101 to 107. | |
| Stricture Dilators, Richardson's, complete, in morocco case | 4 4 0 |
| Ditto ditto with knife, &c., the complete set | 5 0 0 |
| Ditto Lyons' | 2 0 0 |




FIG. 636.

| | |
|--|---------|
| Stricture Dilators, Barnard Holt's set of, in morocco leather case, containing three plated Canulas, steel Dilator, with guiding rod, and ivory handle, Fig. 636 | 2 5 0 |
| Stricture Dilators, Barnard Holt's complete set of, in superior morocco case, lined silk velvet, containing four plated canulas, ivory handles; plated Dilator, with guiding rod, in chequered ivory handles | 2 15 0 |
| Bougies, see pages 107 and 108. | |
| Jugum penis | 0 4 0 |
| Prostate Catheters, see pages 101 to 107. | |
| Arnold and Sons' complete set of Stricture Instruments, in superior morocco leather case, lined silk velvet, containing Sir Henry Thompson's Dilator, set of Barnard Holt's Canulas and Dilators, six Brodie's Catheters, two Prostate, six Sounds, one Blood Catheter, Lallemand's Caustic Catheter, Erichsen's Catheter, twelve elastic gum Catheters, Double-channel Catheter, Syringe for washing out the bladder, Ponteau's curved Trocar for puncturing the bladder per rectum, Trocar for puncturing bladder above the pubis | 14 14 0 |



FIG. 637.

| | | | |
|--------------------------------------|----|----|---|
| Phymosis Forceps, Ricord's, Fig. 637 | £0 | 6 | 6 |
| Syme's Stricture Staff | 0 | 6 | 0 |
| Urethrotome, Berkeley Hill's | 2 | 10 | 0 |
| Ditto Civiale's | 2 | 5 | 0 |
| Ditto Maisonneuve's | 2 | 10 | 0 |
| Ditto Stafford's, curved | 1 | 15 | 0 |
| Ditto ditto straight | 1 | 7 | 6 |
| Ditto Thompson's | 1 | 5 | 0 |

ENEMAS, STOMACH PUMPS, &c.



FIG. 638.

| | | | |
|--|---|----|---|
| Arnold and Sons' Patent Simplex Enema, No. 1, very superior, in mahogany case, lined velvet, as Fig. 638 | 1 | 1 | 0 |
| Ditto ditto No. 2, in mahogany case | 0 | 12 | 6 |
| Ditto ditto No. 3, in wood case | 0 | 6 | 6 |
| Ditto ditto constant stream | 1 | 5 | 0 |

The great advantage of these Enemas over those in general use is their simplicity and durability, it being almost impossible for them to get out of order. For India and the Colonies they are invaluable.

Extract from *British Medical Journal*, June 22nd, 1872.—“They are very easy to use, needing only one hand to work them, and can be taken to pieces to clean and put together again in a few seconds.”

Extract from *Medical Times and Gazette*, June 22nd, 1872.—“There is no packing on the piston, and they are so simple in construction that it is next to impossible they should get out of order.”

Extract from *Lancet*, August 17th, 1872.—“Most of the Enema Apparatus hitherto invented present some disadvantages, which militate against their use—

fulness." All these various defects are remedied by the two new forms of apparatus made by Arnold and Sons.

Extract from *Medical Press and Circular*, June 26th, 1872.—“They are made entirely of metal, and the springs are of plated steel, so are not likely to rust or become weakened.”

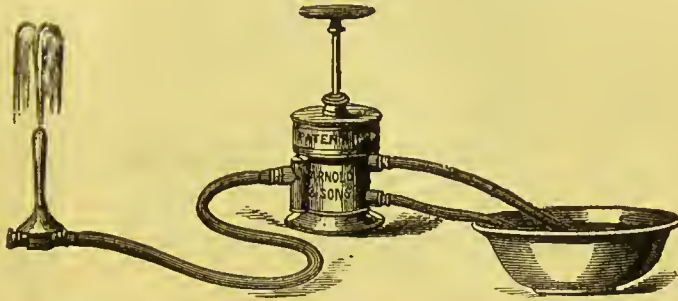


FIG. 639.

| | | | |
|--|----|---|------|
| Arnold and Sons' Patent Facilis Enema, in mahogany case, lined velvet, as Fig. 639 | £1 | 5 | 0 |
| Brass Enema, with elastic tube and metal rectum pipe, in mahogany case | | 0 | 7 6 |
| Ditto ditto tubing covered | | 0 | 8 6 |
| Ditto with elastic tubing, metal rectum and elastic vaginal pipe, in mahogany case | | 0 | 15 0 |
| Ditto fitted with O'Beirn's elastic rectum Tube, in mahogany case | | 0 | 12 6 |
| Ditto Bennet's, complete | | 1 | 1 0 |
| Ditto ditto smaller | | 0 | 17 0 |
| Ditto ditto in leather pouch | | 1 | 1 0 |
| Ditto Portable, with brass telescopic tube, in leather case, size 8 $\frac{3}{4}$ in. long, 2 $\frac{1}{2}$ in. wide, 1 $\frac{1}{2}$ in. deep | | 0 | 16 0 |

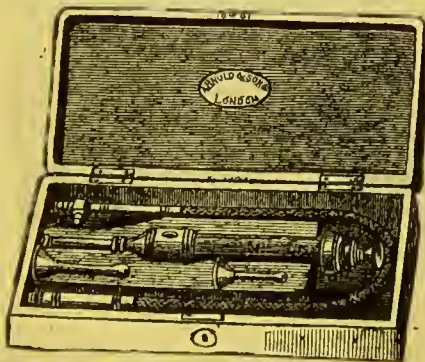


FIG. 640.

| | | | | |
|--|--|---|---|---|
| Brass Enema, very superior, in mahogany case | | 1 | 1 | 0 |
| Ditto Arnold and Sons' Improved, Fig. 640 | | 1 | 5 | 0 |



FIG. 641.

Double-action Enema, Arnold and Sons' Improved, with covered tubing and metal rectum pipe, in mahogany case, Fig. 641 £1 5 0

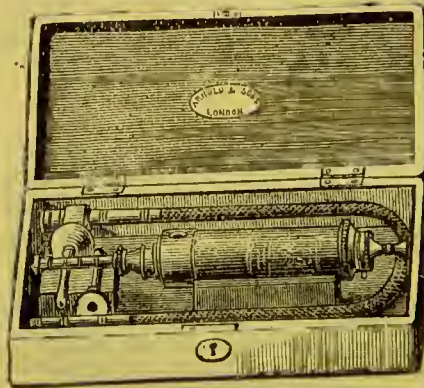


FIG. 642.

Double-action Enema, Arnold and Sons' Improved, with superior tubing, specially prepared to stand any climate, complete, in mahogany case, polished throughout, Fig. 642 1 10 0

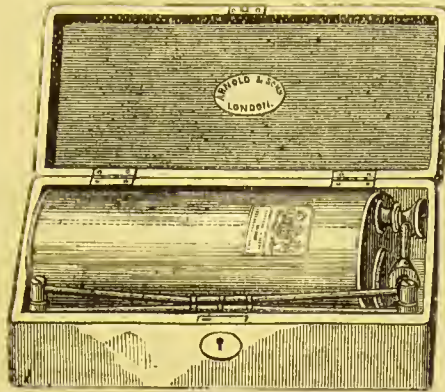


FIG. 643.

| | |
|---|---------|
| Fountain Reservoir Enema, japanned, in leather case | £0 15 0 |
| Ditto continuous stream | 1 10 0 |
| Ditto Arnold and Sons' Improved, with every improvement, in mahogany case, very superior, Fig. 643 | 2 2 0 |

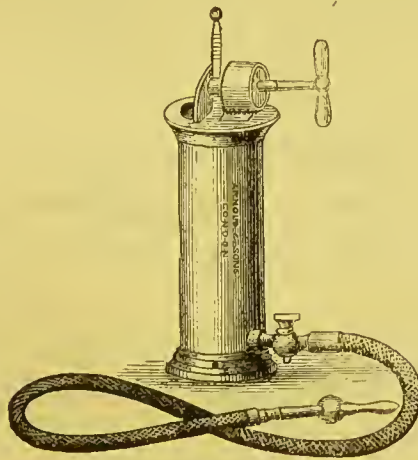


FIG. 644.

| | |
|--|--------|
| Irrigateur, Dr. Eguisier's, metal, No. 1, Fig. 644 | 0 17 6 |
| Ditto ditto No. 2 | 1 1 0 |
| Ditto ditto No. 3 | 1 4 0 |
| Ditto brass, No. 1 | 1 7 6 |
| Ditto ditto No. 2 | 1 10 0 |
| Ditto ditto No. 3 | 1 14 0 |
| Plain wood cases for above | 0 4 0 |
| Superior mahogany case, fitted with lock and key | 0 6 0 |

tions of the stomach, especially in chronic gastritis, with or without dilatation. The cure of chronic catarrh, according to his account in the *Deutsche Klinik*, vol. xiv, would require hut a limited number of applications. In simple catarrh, five would suffice on an average. He uses this method even in the dyspepsia of consumptive patients. In dilatation of the stomach, he empties that organ with the pump every day. He performs the washing out even in cancer with pure water; or adds bicarbonate of soda to the water, if the liquids be very acid; or permanganate of potash, if these liquids show signs of fermentation; carbolic acid, when they contain vegetable parasites; boracic acid, as a disinfectant; and tincture of myrrh, in atonic dyspepsia with abundant secretion of mucus."

Extract from *British Medical Journal*, Feb. 14th, 1874.—“For some time past I have felt convinced that the Stomach-Pump now in use is far from a perfect apparatus. It is costly, not particularly portable, and, above all, a dangerous instrument. I wish, therefore, to bring before the notice of the Profession a Stomach-Pump on a novel principle, which has been made by Messrs. Arnold and Sons, the well-known Instrument Makers in West Smithfield.”

Extract from *Medical Times and Gazette*, Feb. 14th, 1874.—“The advantages claimed for the instrument are—freedom from danger, cheapness, and increased portability; it can be easily carried in the coat-pocket, and it is almost impossible to perforate the coats of the stomach or œsophagus, he the operator ever so clumsy or ignorant.”

Extract from *Medical Press and Circular*, Feb. 11th, 1874.—“In a case of opium poisoning, I have lately used this instrument, and by means of it thoroughly washed out the patient's stomach in a very brief space of time. I would draw especial notice to the low price at which this instrument is to be obtained.”

Extract from *London Medical Record*, March 4th, 1874.—“Its passage down the œsophagus, as in the case of Thompson's Catheter in the urethra, is effected by twisting it round and round in the hand until it has reached the stomach. I need scarcely point out how much less pain the soft flexible tube must cause than the hard, somewhat inelastic tube generally used.”

Extract from *Braithwaite's Retrospect of Medicine*, vol. lxxix.—“The ordinary Stomach-Pump is both costly and cumhrous, moreover its use is not unattended with danger. A much simpler and better instrument is one recently made by Messrs. Arnold and Sons, West Smithfield.”

SYPHON ENEMAS.

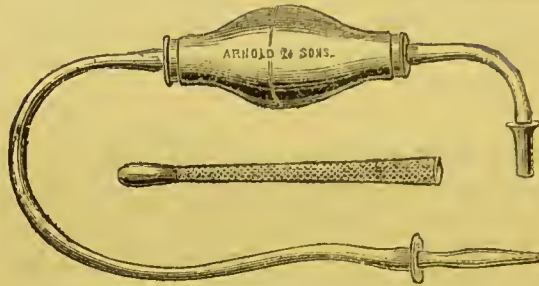


FIG. 647.

| | |
|--|----------|
| Arnold and Sons' combined Syringe, a modification of Higginson's Enema, fitted with rectum, vaginal, ear, eye, nose, with vulcanite mounts, complete | £0 15 0. |
| Higginson's Syphon Enema, with bone rectum pipe, in slide cedar box | 0 3 6 |
| Higginson's Syphon Enema, with elastic vaginal pipe, in box complete, Fig. 647 | 0 4 0 |
| Higginson's Syphon Enema, with elastic vaginal pipe, superior quality, in box complete | 0 6 0 |



FIG. 648.

Injection Syringe, Arnold and Sons' Registered, Fig. 648 0 3 6

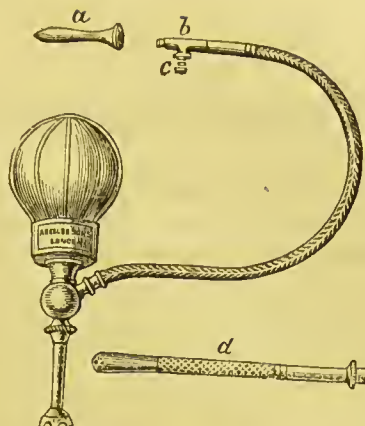


FIG. 649.

| | | | | | |
|--|--|--|----|----|---|
| Kennedy's Syphon Enema, fitted with elastic gum vaginal pipe, in leather case, Fig. 649 | | | £0 | 13 | 6 |
| Ditto ditto very superior, with best covered tube and metal rectum pipe, in morocco leather case | | | 0 | 15 | 0 |
| Ditto ditto small, for children, with plain mounts, in wood box | | | 0 | 3 | 6 |
| Ditto ditto large | | | 0 | 7 | 6 |
| Ditto ditto with covered tube and metal rectum pipe, in leather case | | | 0 | 12 | 0 |

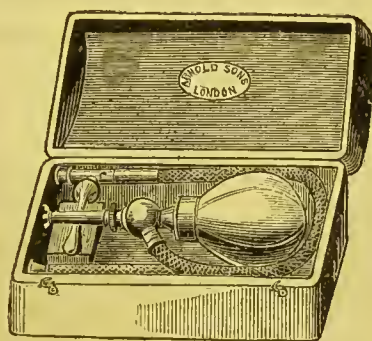


FIG. 650.

| | | | | | |
|---|--|--|---|----|---|
| Kennedy's Syphon Enema, with metal rectum and elastic gum vaginal pipe, in morocco leather case, Fig. 650 | | | 0 | 17 | 6 |
| Ditto ditto electro plated | | | 1 | 0 | 0 |
| Ditto ditto gilt | | | 1 | 7 | 0 |
| Syphon Vaginal Syringe (as made for), and recommended by Dr. Greenhalgh | | | 0 | 7 | 6 |
| Uterine Syringe, plated, complete, in morocco case | | | 0 | 18 | 6 |
| Ditto ivory mounts | | | 0 | 16 | 0 |
| Uterine Douche, complete | | | 0 | 12 | 6 |
| Ditto Barth's, complete | | | 1 | 1 | 0 |

THERMOMETERS, BAROMETERS, &c.

Arnold and Sons have succeeded in producing Clinical Thermometers with sensitive bulbs, thereby effecting a great saving of time in registering temperature.

Arnold and Sons' Patent Pocket Clinical Thermometer, with Bayonet Joint, in

| | |
|---|---------|
| Sterling Silver Case, Fig. 651 . . . | £0 12 6 |
| Ditto ditto in German Silver case . . . | 0 10 6 |
| Ditto ditto in Gold case . . . | 1 10 0 |

If with Centigrade Scale as well as Fahrenheit,
2s. 6d. extra.

All Instruments in Silver or Gold Cases have the Coloured Scale, which renders the reading more intelligible, and likewise the constriction, to prevent the possibility of the index descending into the bulb.

Arnold and Sons guarantee the accuracy of every Thermometer, which is tested by a New Apparatus invented by themselves expressly for that purpose, and which has been verified at Kew.

The woodcut A shows the thermometer with case attached ; C, the instrument without the case ; and B, the thermometer when closed.

Extract from *Lancet* (Second Notice), December 19th, 1874.—“Of all the pocket companions now essential to the practitioner, none is more indispensable than a good Thermometer. It is a gratifying circumstance to find instrument makers taking pains to make the instrument more useful by making it more reliable and more easy of use. The Messrs. Arnold and Sons have attempted to make the scale more legible by colouring it red and indelibly, and the attempt has been successful. The instruments also have been carefully tested as to accuracy.”

Extract from *Medical Times and Gazette* (Second Notice), Feb. 27th, 1875.—“One of the latest and best forms of this useful instrument has been forwarded to us by Messrs. Arnold and Sons, of 35 and 36, West Smithfield. It is of a very useful size for the waistcoat pocket. The marking of the glass is *clear and indelible*.”

Extract from *British Medical Journal* (Second Notice), May 15th, 1874.—“Messrs. Arnold and Sons have improved their Clinical Thermometers. The scale is indelible; the one we have examined is *very accurate*, and they are all carefully adjusted; it is an extremely neat and useful form of instrument.”

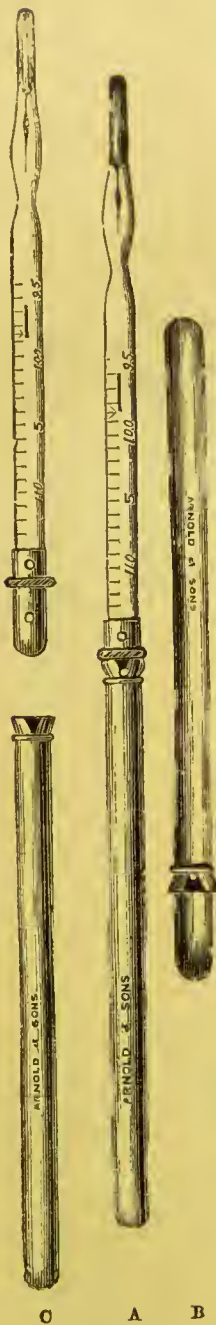


FIG. 651.

Extract from *Lancet*, May 10th, 1873.—“It will at once be seen that by a very simple arrangement a thermometer of $3\frac{1}{2}$ in. long can instantly be increased to one of 7 in. in length, and at the same time when closed can be carried in the waistcoat pocket, and is less cumbersome than a common pencil-case.”

Extract from *British Medical Journal*, June 7th, 1873.—“This is certainly a most ingenious instrument, and one of the best hitherto brought out. It is very simple and portable, and mechanical means are taken which very much reduce its chances of being broken.”

Extract from *Medical Times and Gazette*, May 24th, 1873.—“To the end of the thermometer is secured part of the case, which mount is so formed that the instrument is not liable to slip through the fingers and thereby get broken, which is so frequently the case with those in present use.”

Extract from *Medical Record*, June 25th, 1873.—“The great desideratum of furnishing a really Pocket Clinical Thermometer (many of those so styled are only so in name) has been secured by a very ingenious device patented by Messrs. Arnold and Sons. We have used it, and can recommend it as trustworthy, portable, and very convenient.”

Extract from *Students' Journal*, April 24th, 1875.—“The colouring has the merit of being indelible. Those who use these thermometers may rely on their accuracy, a point of no little consequence, as they are all tested by a New Standard Thermometer, and those that vary from the standard in the slightest degree are destroyed.”

Extract from the *Medical Press and Circular*, June 4th, 1873.—“In the ordinary thermometer cases the instruments are constantly being broken, whereas in the Patent Thermometer referred to this is almost a matter of impossibility.”

Extract from *Students' Journal*, June 7th, 1873.—“The new Pocket Clinical Thermometer, invented and manufactured by Messrs. Arnold and Sons, is the most portable ever introduced to the notice of the medical profession; whilst in other good qualities it is fully equal to any of those previously brought forward.”

Extract from *Medical Record*, March 17th, 1875.—“This little Pocket Clinical Thermometer has many advantages. It is portable, firmly mounted with a well-devised bayonet catch and graduated very legible and indelible reading scale. They are well tested, accurate instruments, and combine all the requirements which can be looked for in an instrument of the kind.”

Extract of a Letter received from Dr. W. Bathurst Woodman, Translator and Editor of *Wunderlich's Medical Thermometry*, for the New Sydenham Society.—“The Patent Clinical Thermometer I bought of you is a *decided* improvement on all the thermometers I have ever seen. It was a very carefully and beautifully made instrument, and exceedingly sensitive. I enclose an order for three more, which please add to my account enclosed.”

Extract from *Guy's Hospital Gazette*, Sept. 27th, 1873.—Arnold and Sons' Clinical Thermometer is a conveniently devised instrument, small enough to have all the conveniences of a small instrument, but which, by means of its case, can be so elongated as to have the advantages of the larger instruments.”

Dr. Robert Ellis writes:—“I like the thermometer you have sent better than any I have ever used, and I will never again use any other if I can help it.”

Dr. Moorhouse, of Ellesmere, writes:—“I have used the thermometer constantly for two years, and have not the least hesitation in saying that it is the most portable, safe, convenient, and at the same time reliable Clinical Thermometer I have met with.”



FIG. 652.

Aitkin's Self-registering Clinical Thermometer, in turned wood case, 4 in., 4½ in., and 6 in., Fig. 652 . . . each £0 8 0
 Ditto ditto in ivory 0 9 0
 Ditto ditto in silver 0 10 6



FIG. 653.

Arnold and Sons' Self-registering Clinical Thermometer, in morocco case, lined velvet, Fig. 653 0 10 0
 Allbutt's Self-registering Clinical Thermometer, in box-wood case, 4 in., 4½ in., 5 in., and 6 in. each 0 7 0
 Andrews' Surface Thermometer, in case 1 10 0



FIG. 654.

Arnold and Sons' 3 in. Clinical Thermometer, 95° to 110°, red scale, with constricted bulb, in silver case, Fig. 654 0 12 6

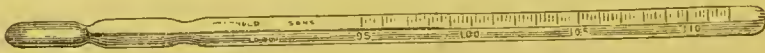


FIG. 655.

Arnold and Sons' 4 in. Clinical Thermometer, 95° to 110°, red scale, with constricted bulb, in ivory case, Fig. 655 0 10 6




FIG. 656.

Arnold and Sons' 5 in. Clinical Thermometer, 95° to 110°, red scale, with constricted bulb, in ivory case, Fig. 656 0 11 6



FIG. 657.

Arnold and Sons' 6 in. Clinical Thermometer, 95° to 110°, red scale, with constricted bulb, in boxwood case, Fig. 657 0 10 6
 Arnold and Sons' Patent Self-registering Clinical Thermometer, in propelling case 0 15 0
 Ditto ditto in plated slide case 0 12 6

Arnold and Sons' Hospital Clinical Thermometer for ward use, in boxwood case £0 6 6
 Arnold and Sons' Improved Self-registering Clinical Thermometer, 4 in., with indelible glass covered scale, in ebony case 0 10 6

Extract from *Lancet*, March 4th, 1876:—"The construction of this instrument precludes the possibility of the reading scale becoming obliterated or indistinct."

Extract from *British Medical Journal*, March 4th, 1876:—"Messrs. Arnold and Sons have shown us an improved Clinical Thermometer, which is in all respects convenient and accurately made, and which has the special advantage that the markings are under glass; the advantages of this are obvious."

Extract from *Medical Times and Gazette*, March 4th, 1876.—"The special and important advantage of which is the graduated scale coated with glass, so as to make the markings absolutely indelible."

Beale's Pocket Thermometer, 3 in., 95 to 110 deg., in silver case 0 16 0



FIG. 658.

Buzzard's Pocket Thermometer, 4 in., 95 to 100 deg., with centigrade and Fahrenheit scales, in silver case, Fig. 658 1 1 0
 Casella's Patent Safety Clinical Thermometer, 4 or 6 in., in case 0 15 0
 Sibson's Thermometers, per pair, in morocco case 2 2 0

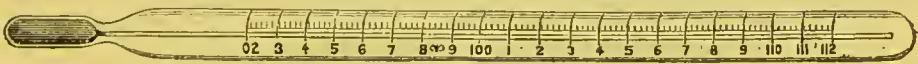


FIG. 659.

Gower's Pocket Thermometer, 4 in., 95 to 112 deg., Fig. 659 0 18 6
 Murchison's Pocket Thermometer, 5 in., 90 to 110 deg., in ivory case 0 13 6



FIG. 660.

Squire's Pocket Thermometer, 3 in., 95 to 110 deg., in silver case, Fig. 660 0 15 0



FIG. 661.

Dr. Teale's Clinical Thermometers, with one bent bulb and one straight for surface or axilla, Fig. 661 . . . £0 15 0



FIG. 662.

Bath Thermometer, Fig. 662 2s., 3s., 0 5 0



FIG. 663.

Boxwood Thermometer, plain, Fig. 663 0 1 0
 Ditto polished 1s. 6d. 0 2 0
 Ditto with enamel tube 0 2 6



FIG. 664.

Boxwood Thermometer, with enamel tube, the scale bevelled at the edges, very superior, Fig. 664 3s. 6d., 0 4 6



FIG. 665.

Chemical Thermometer, with brass hinge and jointed boxwood scale to 400°, Fig. 665 0 7 6
 Ditto ditto 600° 0 12 6




FIG. 666.

Chemical Thermometer, in wooden case 0 5 0
 Ditto ditto graduated to 400° 0 6 0
 Ebony Thermometer, with ivory scale 0 12 6
 Phillip's ditto ditto with air index 0 7 6



FIG. 667.

Porcelain minimum Thermometer, Fig. 667 . . . £0 3 6




FIG. 668.

Self-registering Thermometer, one each maximum and minimum, in morocco case, complete, Fig. 668 . . . 1 1 0




FIG. 669.

Self-registering Maximum and Minimum Thermometer, in morocco case, ivory scale, Fig. 669 . . . 0 12 6




FIG. 670.

Six's minimum Thermometer, on boxwood or metal scale, in japanned case, Fig. 670 7s. 6d., 10s. 6d., 15s., 17s., 1 1 0

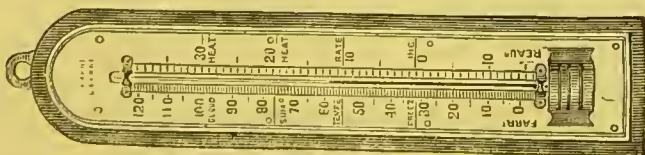


FIG. 671.

Rutherford's self-registering Thermometer, on metal scale, with steel index, Fig. 671 . . . 10s. 6d. 0 7 6

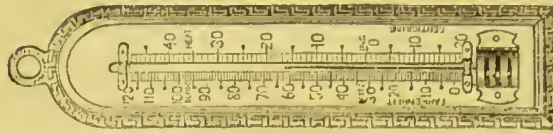


FIG. 672.

Spirit Thermometer, Fahrenheit and Centigrade scales, enamel tube, metal guards, and mount hand divided, and figured on scale, Fig. 672 8s., 9s., and £0 11 0




FIG. 673.

Standard Thermometer, Arnold and Sons' improved, in morocco case, complete, Fig. 673 1 10 0




FIG. 674.

Standard Maximum Thermometer, Fig. 674 0 17 6

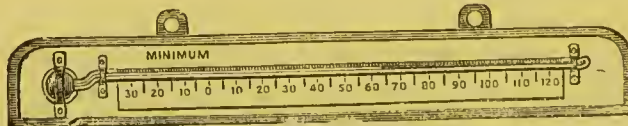


FIG. 675.

Standard Minimum Thermometer, Fig. 675 1 15 0
 Books of 25 Charts, for Clinical Thermometers, in cloth 0 2 0
 Ditto 50 ditto in leather covers and elastic bands 0 4 0
 Ditto 100 ditto ditto 0 8 0



Aneroid Barometer, in case 1 1 0
 Ditto in solid oak frame, with Thermometer 2 2 0
 Board of Trade metal Marine Barometer 4 4 0
 Carved solid oak Barometer, with enamel or ivory scales and double rack 5 5 0

| | | | | |
|--|------------|---|----|---|
| Large carved solid oak Barometer, with enamel or ivory scales, double rack, and floating gauge | £6 | 6 | 0 | |
| Model Barometer, with ivory scale and sliding vernier | £1 1s. | 2 | 2 | 0 |
| Square top solid oak Sea-coast Barometer, with ivory scales and double rack | | 2 | 10 | 0 |
| Watch Aneroid Barometer, in metal case | | 4 | 4 | 0 |
| Wheel Barometer, in various wood | £1 10s. to | 4 | 4 | 0 |



FIG. 676.

| | | | |
|---|---|---|---|
| Argentometer, for nitrate of silver | 0 | 2 | 6 |
|---|---|---|---|

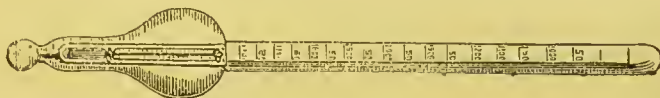


FIG. 677.

| | | | |
|--|---|---|---|
| Glass Hydrometer, for heavy fluids, Fig. 677 | 0 | 4 | 6 |
|--|---|---|---|

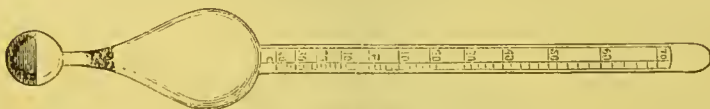


FIG. 678.

| | | | |
|--|---|---|---|
| Glass Proof Hydrometer, for spirits, Fig 678 | 0 | 3 | 6 |
|--|---|---|---|




FIG. 679.

| | | | |
|---|---|----|---|
| Mason's Wet and Dry Bulb Hygrometer, on stand, Fig. 679 | 1 | 15 | 0 |
|---|---|----|---|

A valuable instrument in the sick chamber, for by its means an artificial humidity and temperature of the air can be maintained, in many cases so essential to recovery.

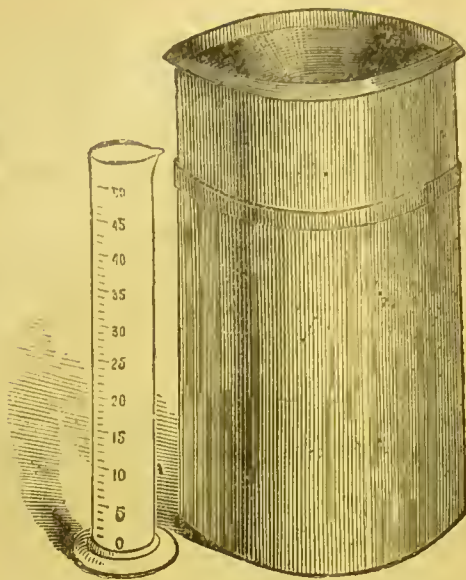


FIG. 680.

Rain Gauge, Glaisher's, complete in japanned tin, Fig.

| | | | | | | | |
|-------|---|---|---|---|-----------|---|---------|
| 680 | . | . | . | . | . | . | £0 16 0 |
| Ditto | . | . | . | . | in copper | . | 1 10 0 |



FIG. 681.

Rain Gauge, Howard's, complete in japanned tin, Fig.

| | | | | | | | |
|-------|-------|---|---|---|-----------|---|--------|
| 681 | . | . | . | . | . | . | 0 8 0 |
| Ditto | ditto | . | . | . | in copper | . | 0 12 0 |

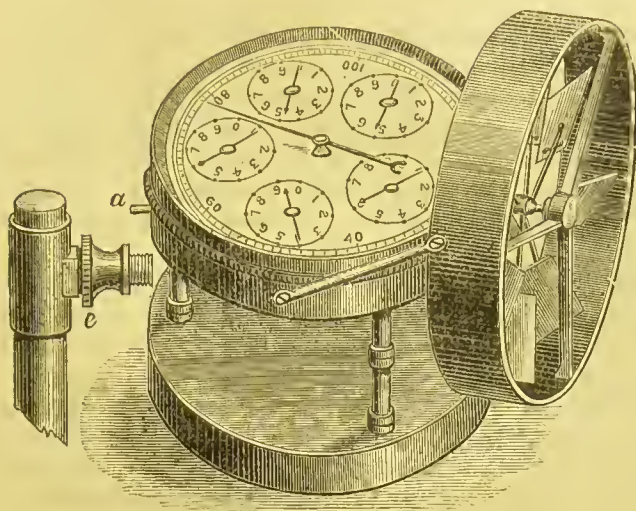


FIG. 682.

Air Meter, improved £3 3s., £4 4s., and £5 5 0

The above instrument is for measuring the velocity of air currents in hospitals, &c.

UTERINE INSTRUMENTS.

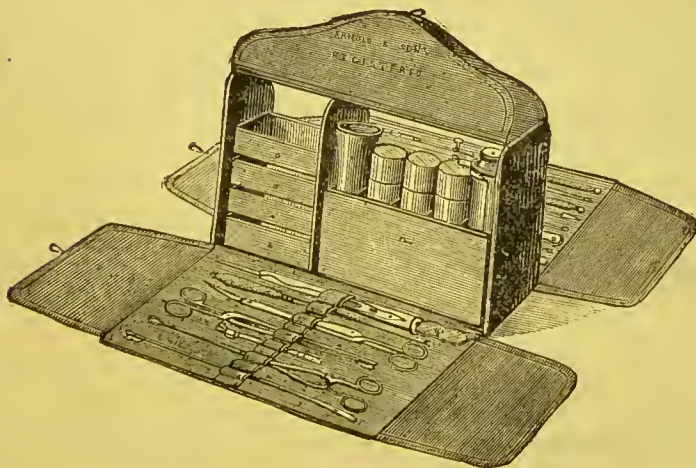


FIG. 683.

Arnold and Sons Gynæcological Bag, Registered, Fig. 683, suggested by Dr. Greenhalgh, containing two Fergusson's Specula, large and small; one plated Bivalve Specula; two Sounds, large and small; two Scarifying

| | | | |
|---|---------|---|------|
| Lancets; two Uterine Knives; Ellis's Uterine Dilator; Speculum Forceps, cross or compound action, Spring Holder, potassa fusa; Arnold and Sons' seamless tube Caustic Holder; Sponge Holder; Sims' Double Hook; Sims' Double Screw; Sim's Curette; Maclintock's Ovum Forceps, improved; Dr. Greenhalgh's Bilateral Metrotome; curved Speculum Scissors; Bloxam's chloroform Bottle; Female Catheter, Silver; four Dr. Greenhalgh's Spring Pessaries; six ditto Laminaria Tents; six short Tents; twelve Perforated Sponge Tents; Dr. Godson's Sponge and Laminaria Tent Introducer; three Dr. Greenhalgh's perforated Vulcanite Stems; Introducing Sound for ditto; two Dr. Greenhalgh's Spring Stems; Introductory Sound for Stems; four small Stoppered Bottles for potassa fusa; Argent. Nitr.; Acid Chromie, &c.; 1 oz. Bottle for Glycerine; Drawers for cotton wool; Medicated Suppositories, &c. | | | |
| The Registered Bag, complete, as above | £21 | 0 | 0 |
| Gynæeological Bag, without instruments, but with drawers, divisions, eases, &c., in Morocco leather | 3 | 3 | 0 |
| Arnold & Sons' Complete set of Instruments, in mahogany case, for Vesico- and Recto-Vaginal Fistula:—Sims' duck-bill Speculum, curved Knife (right), curved Knife (left), straight Knife, two Knives (double edge), curved Scissors, two tubular Needles, Wire Twister, fine Hook, fine Fork, two pairs Vulsellum Forceps, spring Tenaculum Forceps. The above set complete | | 6 | 6 0 |
| Caustic Holder, Ellis's | | 0 | 18 0 |
| Cauterizing Irons | 3s. 6d. | 0 | 6 0 |
| Ditto Smith's telescopic | | 0 | 7 6 |
| Chloroform Inhalers, see pages 214 to 219. | | | |
| Director, Brown's, electro-plated | | 0 | 5 0 |



FIG. 684.

| | | | | |
|---|--|---|----|---|
| Double Cork Screw, Sims', Fig. 684 | | 0 | 7 | 6 |
| Ecraseurs, see pages 100 and 101. | | | | |
| Exploring Trocar, Simpson's silver | | 0 | 10 | 6 |
| Female Catheters, see pages 43 and 59. | | | | |
| Forceps, straight, for securing the bar clamp | | 0 | 4 | 0 |
| Ditto curved, ditto | | 0 | 4 | 0 |
| Ditto with Tenaculum points, for Clitorodectomy | | 0 | 5 | 0 |



FIG. 685.

| | | | |
|---|--------------------------|---|------|
| Forceps, Speculum, Fig. 685 . . . | 6s. 6d., 7s. 6d., and £0 | 8 | 6 |
| Instrument, Dr. Barnes', for introducing pledgets of cotton wool into the vagina . . . | | 0 | 15 0 |
| Ditto improved, by Dr. Clement Godson . . . | 12s. 6d., and | 1 | 1 0 |



FIG. 686.



FIG. 687.

| | | | |
|--|--|---|------|
| Instrument for Uterine Medication, Dr. Lombe Atthill's, with platinum canula, complete, Figs. 686 and 687 . . . | | 1 | 15 0 |
| Ditto, improved, with vulcanite canula . . . | | 1 | 1 0 |

Extract from *Medical Press and Circular*, April 30th, 1873.—“The canula fixed on the stilette may be passed into the uterus just as a sound ordinarily is, and the index finger of the left hand being kept in contact with the disc so as to prevent its slipping out of the cervical canal, the stilette is withdrawn. A Ferguson's speculum is then introduced, and a long uterine probe with a little cotton rolled round it dipped into the agent selected, is passed through the canula into the uterus. The probe and canula can be withdrawn together.”

| | | | |
|---|--|---|-----|
| Intra-Uterine Galvanic Stem, Sir J. Simpson's . . . | | 0 | 5 6 |
|---|--|---|-----|



FIG. 688.



FIG. 689.

Intra-Uterine Stems, Dr. Greenhalgh's Expanding and Self-retaining Tubular, vulcanite and metallic, Fig. 688 £0 4 0

Possess the following advantages:—Ease of introduction; allow the secretions of the cavity of the uterus to pass through; not liable to slip out; by pressure against the cut surfaces after division of the cervix uteri, prevent hæmorrhage; can be retained for any period; incorrosive, and avoid the necessity for local dressings.

| | | | | |
|----------------------|-----------------------------------|---|---|---|
| Introducer for ditto | | 0 | 8 | 6 |
| Ditto | plated, in ivory handle, Fig. 689 | 0 | 5 | 0 |



FIG. 690.

Intra-Uterine Stem, Dr. Greenhalgh's perforated vulcanite, 6 sizes, Fig. 690 each 0 3 0

Advantages:—Facility of introduction, escape of uterine secretion, incorrosive.

| | | | | |
|--|-------------------------|---|---|---|
| Introducer for ditto | | 0 | 3 | 6 |
| Ditto | plated, in ivory handle | 0 | 5 | 0 |
| Intra-Uterine Stem, Sir J. Simpson's German silver | 3s. 6d. | 0 | 5 | 0 |

Set of ditto, in case 2 5 0

Intra-Uterine Stem, Dr. H. Bennett's, silver 5s. to 0 7 6

Set of ditto, in case 2 17 6

Intra-Uterine Stem, Dr. Greenhalgh's jointed, for ante-flexion 0 7 6

Intra-Uterine Stem, Dr. Greenhalgh's jointed galvanic self-retaining perforated 0 7 6

Secure facility of introduction, adaptability to the movements of the uterus, free escape of the uterine secretions, little liability to slip.



FIG. 697.




FIG. 691.

Intra-Uterine Stem, Dr. Greenhalgh's flexible india rubber, Fig. 691 £0 3 0



FIG. 692.

Intra-Uterine Stem, Dr. Greenhalgh's improved flexible india-rubber, self-retaining, for flexions and strictures of the uterus, Fig. 692 0 3 6



FIG. 693.

Knife, Sims' fine, various shapes, Fig. 693 0 7 6
Laminaria Tents, solid per doz. 0 3 6



FIG. 694.



FIG. 695.



FIG. 696.

Leather Case, containing Silver seamless Tube
Caustic Holder, with Platina Quill, Scari-
fying Lancet, and Sponge Holder, Figs.
694, 695, 696 1 10 0
Ditto ditto with porcupine
quill handles 1 15 0

Metrotome, Dr. Greenhalgh's Bilateral, with spring stems and Introducer, in morocco case, complete, Fig. 697 . £4 4 0

The advantages of this instrument are—smallness of uterial extremity; faeilty of introduction; acts obliquely with exaetitude from within outwards; can be accurately adjusted to cut little or much, on one or both sides; blades protected by sheath, so as to avoid injury to the vaginal walls; can be used without the speculum or exposure; when duly regulated no risk of hæmorrhage.

| | | | |
|---------------------------------------|---|----|---|
| Metrotome, Sir J. Simpson's | 1 | 10 | 0 |
| Ditto Sims' | 2 | 2 | 0 |
| Ditto Mathieu's | 2 | 12 | 6 |



FIG. 698.

| | | | |
|---------------------------------------|---|----|---|
| Metrotome, Routh's, Fig. 698. | 2 | 5 | 0 |
| Ditto Aveling's | 1 | 12 | 6 |




FIG. 699.

Metrometer Sound, Dr. Greenhalgh's, for measuring any part of the cavity of the uterus in its long axis, or from side to side, or back to front, Fig. 699 2 2 0

This instrument consists of a canula traversed by a movable shaft, at one extremity of which are two probe-pointed watch-springs, at the other a graduated scale, indicating, when liberated by a screw, the amount of divergence taking place within the cavity of the uterus, and hence its dimensions.

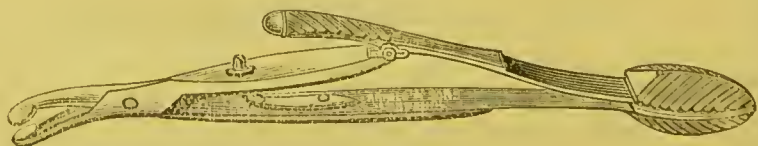


FIG. 700.

Needle Holding Forceps, Arnold & Sons' improved, Fig. 700 1 1 0

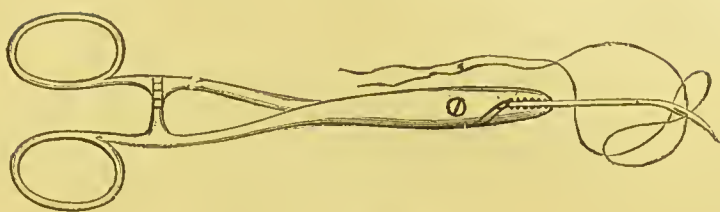


FIG. 701.

Needle-holding Forceps, Fig. 701 £0 7 6

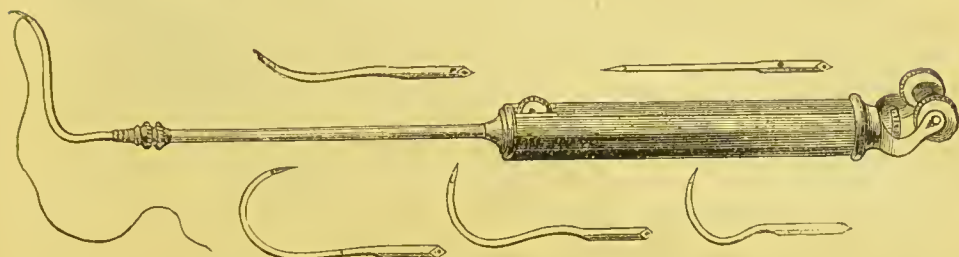


FIG. 702.

| | | | |
|---|---|----|---|
| Needle Holder, Tyler Smith's, with pinion movement for threading needles, six needles of various curves, and reel for suture wire, in case complete, Fig. 702 | 2 | 15 | 0 |
| Needle, curved tubular, for lacerated perineum | 0 | 7 | 6 |
| Ditto Sims' tubular | 0 | 4 | 6 |
| Ditto Simpson's | 0 | 4 | 6 |
| Oyum Forceps, Maclintock's | 0 | 15 | 0 |
| Ditto ditto Improved | 0 | 15 | 0 |
| Ditto Sir J. Simpson's | 0 | 10 | 0 |
| Ditto Dr. Godson's | 1 | 1 | 0 |

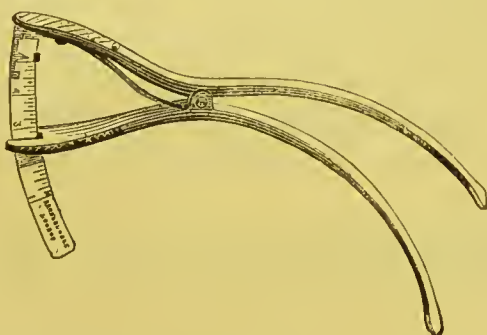


FIG. 703.

Pelvimeter, Dr. Earle's new, Fig. 703 1 10 0

It consists of a pair of curved blades seven inches long, ending in two small bulbs, and kept in position by a steel spring placed between the handles. Fixed to one of the handles is a steel plate, engraved as an index. By compress-

ing the handles the blades are separated, and made to touch the sacrum and pelvis respectively. On the index externally is expressed the extent of the separation of the arms internally.



FIG. 704.

Pelvimeter, Dr. Greenhalgh's for giving exactitude to the finger in admeasurements of the pelvis, Fig. 704 . £2 2 0

This instrument consists of a band of flexible metal, the extremities of which are connected by india-rubber webbing: can be firmly adjusted to any band. To its upper extremity is attached a crutch, to fix the index finger, while at the lower end is a graduated scale and movable button. From the centre of the band is a shaft, which can be fixed by a catch, moveable from before backwards and from above downwards, which can be regulated on the scale.

Pessaries, see pages 108 to 113.

Platina Cup for fusing Nitrate of Silver, Dr. Bantock's 0 12 6



FIG. 705.

Polyprite, Aveling's, for uterine polypus Fig. 705 . . 1 10 0
 Probe for applying Nitrate of Silver, Dr. Bantock's . . 0 4 0



FIG. 706.

Puncturing Lancet, Dr. Greenhalgh's, Fig. 706 . . 0 6 0

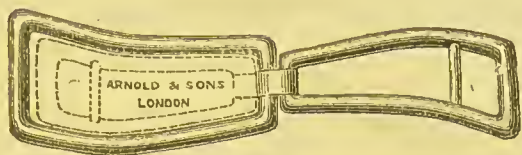


FIG. 707.

| | | | |
|---|----|----|---|
| Repositor, Dr. Cooper's, Fig. 707 | £0 | 12 | 6 |
| Scalpel, Sims' revolving, with ball-and-socket joint, to fix at any required angle | 1 | 1 | 0 |
| Scissors and Forceps combined, Mathieu's cross-action | 1 | 10 | 0 |
| Scissors, double-curve, for removing polypi uteri | 0 | 10 | 6 |
| Ditto single-curve, ditto | 0 | 7 | 0 |
| Ditto for dividing the cervix, Dr. J. B. Brown's | 0 | 10 | 6 |
| Ditto ditto Dr. M. Sims' | 0 | 15 | 0 |
| Blunt-pointed Knife ditto ditto | 0 | 17 | 6 |

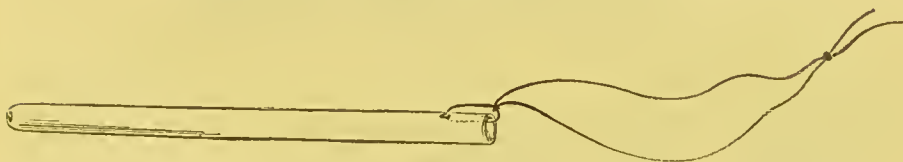


FIG. 708.

Sea Tangle Tents, Dr. Greenhalgh's improved perforated and tapering, long and short, Fig. 708. per doz. 0 7 6
 Possess the following advantages:—Facility of introduction, rapidity of expansion, softness, drain for uterine secretions.



FIG. 709.

| | | | | |
|---|----------|---|---|---|
| Sea Tangle Tents, solid, Fig. 709 | per doz. | 0 | 4 | 0 |
| Ditto and Sponge combined, Dr. Wiltshire's | | 0 | 8 | 0 |
| Set of three Knives, in morocco case, for paring the edges in vesico-vaginal fistula | | 1 | 0 | 0 |



FIG. 710.

| | | | |
|--|---|---|---|
| Sharp Hook, Sims' fine, Fig. 710 | 0 | 6 | 0 |
|--|---|---|---|



FIG. 711.

Sharp Hook, Sims', Fig. 711 £0 6 0



FIG. 712.

Shot Depressor, Fig. 712 0 6 0
Sigmoid Silver Catheter, Sims' 0 6 0



FIG. 713.

Silver Canula, Gooch's, for polypus uteri, Fig. 713 . . . 1 1 0
Ditto ditto with German-silver rack . . . 1 6 0
Ditto ditto complete, with cog-wheel . . . 1 10 0
Sims' Hooks, various 0 6 0
Ditto Tampon Holder 1 10 6
Speculums, see pages 203 to 211.
Speculum Caustic Holder, with ebony handle, 7s. 6d. and 0 12 6
Ditto Lint Holder 0 4 0
Ditto Scarifying Lancet 0 4 0
Speculum Forceps, Dr. H. Bennett's cross-jointed . . . 0 5 0
Ditto ditto plated 0 8 6
Ditto ditto gilt 0 10 0




FIG. 714.

Speculum Forceps, Arnold and Sons' improved, with cross action, Fig. 714 0 15 0



FIG. 715.

| | |
|--|----------|
| Sponge and Laminaria Tent Introducer, Dr. Godson's, with 3 jointed points, Fig. 715 | . £1 1 0 |
| Ditto ditto with 1 jointed end | . 0 15 0 |

Extract from *St. Bartholomew's Hospital Reports*, 1875.—“The instrument by means of which the tent is placed in position is made for me by Messrs. Arnold and Sons, of West Smithfield. It entirely obviates the use of the speculum, and being provided with what is equivalent to a universal joint, it enables the tent to be pushed without extraneous guidance between the cervix and the membranes. The apparatus and the mode of its application are so simple and so free from inconvenience and danger, that its use causes in practice little or no anxiety on the part of the patient, and until labour sets in she moves about without pain or inconvenience, regardless of the presence of the tent.”

Extract from *Lancet*, April 22nd, 1871.—“The novelty of this instrument consists in the point intended for the reception of the tent being connected to the stilette by means of a screw, which permits of rotation, and of a small hinge-joint immediately above the screw, which gives a free lateral movement. The combination of these two contrivances confers on the point and the tent attached to it all the range of movement of a ball-and-socket joint, and enables the tent to find its way easily and without violence through the cervix. It possesses an additional advantage of permitting the introduction to be made without the aid of a speculum.”

| | |
|---|------------------|
| Sponge Forceps, for holding sponge | 0 5 0 |
| Sponge Tent Forceps, Sims' | 0 15 0 |
| Sponge Tents, perforated, coated with wax | . per doz. 0 5 0 |
| Sponge Tents, Sims' | . ditto 0 3 0 |



FIG. 716.

| | |
|---|--------------------------|
| Sponge Tents, Sims', Arnold and Sons' Improved, perforated, very superior, Fig. 716 | per doz. 0 4 0 |
|---|--------------------------|



FIG. 717.

| | |
|---|------------------|
| Suture Wire Twister, Simpson's, Fig. 717 | 0 6 0 |
| Syphon Douche, with elastic tube, for injecting perchloride of iron in post-partum hæmorrhage | 0 10 0 |

Syringe, Dr. Hall's, with tapering Silver Tube, for injecting the whole surface of the uterine cavity with the caustic fluid without incurring the risk (through distension) of the fluid entering the Fallopian tubes . . . £0 15 0




FIG. 718.

Tumour Forceps, Dr. Godson's improved, Fig. 718 . . . 1 1 0

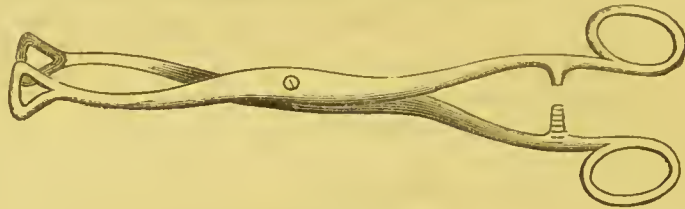


FIG. 719.

| | |
|--|--------|
| Tumour Forceps, with rack, 719 | 0 15 0 |
| Uterine Depletor, Dr. Clement Godson's, with two or three blades, in ebony case 7s. 6d. and | 0 10 0 |
| Ditto ditto ditto for hospital use, with eighteen blades, various sizes, complete, in morocco case | 2 2 0 |
| Uterine Compress, Pretty's | 1 10 0 |
| Ditto Curette, Dr. Tilt's | 0 6 6 |

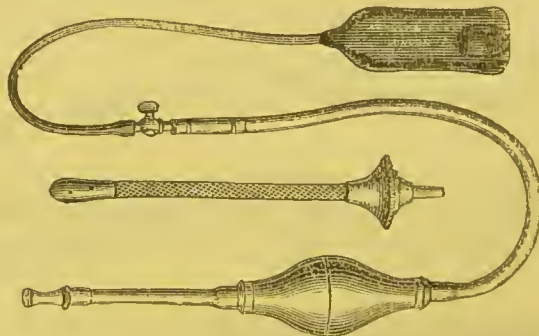


FIG. 720.

Dr. Barnes' complete set of india-rubber Os Uteri Dilators, with mounts, stopcocks, long uterine tube, &c., fitted to Higginson's Syringe, the set, complete, in case, Fig. 720 1 5 0




FIG. 721.

| | | | | | | |
|--|---|---|---|----|----|---|
| Uterine Dilator, Dr. Priestley's, Fig. 721 | . | . | . | £2 | 0 | 0 |
| Ditto ditto plated | . | . | . | 2 | 2 | 0 |
| Ditto Dr. Ellis's | . | . | . | 1 | 15 | 0 |
| Ditto ditto ditto | . | . | . | 2 | 0 | 0 |

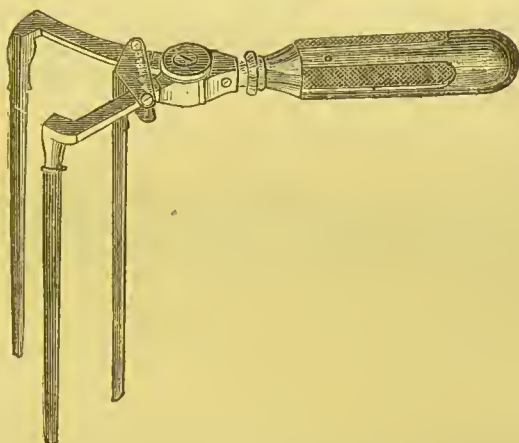


FIG. 722.

| | | | | | | |
|--|---|---|---|---|----|---|
| Uterine Dilator, with regulating screw, Fig. 722 | . | . | . | 2 | 2 | 0 |
| Urethral Dilator, Fluid | . | . | . | 0 | 16 | 0 |
| ditto for dilating the os uteri, the dilating tube size of No. 2 Catheter, and will expand to size of No. 12 | . | . | . | 0 | 13 | 0 |
| Uterine Lancet, Dr. Hall's, for puncturing the cervix uteri, in ebony case | . | . | . | 0 | 5 | 0 |



FIG. 723.

| | | | | | | | |
|----------------------------------|---|---|---|---|---|---|---|
| Uterine Polypi Forceps, Fig. 723 | . | . | . | . | 0 | 8 | 6 |
|----------------------------------|---|---|---|---|---|---|---|

Uterine Probe, Dr. Hall's flexible silver £0 7 0
 Ditto Case, Dr. H. Bennett's, containing Simpson's
 Uterine Sound, cross-action Forceps, Sponge Tent
 Introducer, Caustic Case, Potassa Fusa or Lint Holder;
 the set, complete 2 2 0



FIG. 724.



FIG. 725.

Playfair's Uterine Probes, for intra-uterine medication,
 with handles, complete, Figs. 724 and 725, set of three 0 10 6




FIG. 726.

Uterine Scissors, Fig. 726 0 6 6



FIG. 727.

Uterine Scissors, blunt point, Fig. 727 0 7 6



FIG. 728.

Uterine Scissors, Dr. Heywood Smith's, can be adjusted
 at any angle, Fig. 728 2 2 0
 Uterine Sound, Sims' 0 10 6
 Ditto ditto adjustable, with ball-and-socket
 movement 0 15 0



FIG. 729.

| | | | |
|---|----|----|---|
| Uterine Sound, Sir J. Simpson's, Fig. 729 | £0 | 6 | 6 |
| Ditto ditto jointed for portability | 0 | 9 | 6 |
| Ditto Dr. Hall's, with soft flexible silver point | 0 | 11 | 6 |

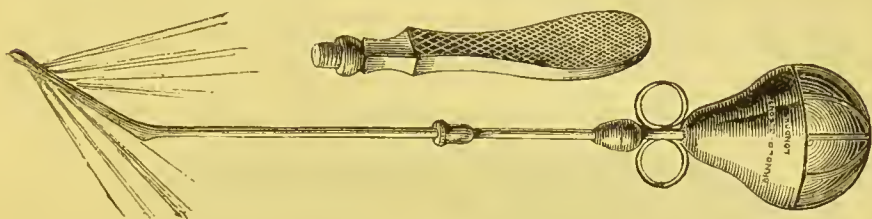


FIG. 730.

| | | | |
|--|---|---|---|
| Uterine Syringe and Sound combined, plated, Fig. 730 | 1 | 1 | 0 |
|--|---|---|---|

Extract from *Lancet*, Oct. 16th, 1875.—“ A combination of uterine sound and syringe is a desideratum which has been found in use most convenient. It can be used as an ordinary sound, but when, as in many cases, it is desired to introduce fluid into the cavity of the uterus, the combination will be found extremely convenient, inasmuch as the douche can be effected without the necessity of removing the sound.”

| | | | |
|--|---|---|---|
| Vaginal Plugs, Dr. Greenhalgh's spongio-piline and air or water, three sizes, the set complete | 1 | 1 | 0 |
|--|---|---|---|

Possess facility of introduction and removal, accurate and comfortable adaptability.



FIG. 731.

| | | | |
|---|---|----|---|
| Vulsellum Forceps, Fig. 731 | 0 | 7 | 6 |
| Ditto Arnold and Sons', improved, with rack | 0 | 10 | 6 |



FIG. 732.

| | | | |
|---------------------------------|---|---|---|
| Wire Adjuster, angled, Fig. 732 | 0 | 6 | 0 |
|---------------------------------|---|---|---|



FIG. 733.

Wire Adjuster, curved, Fig. 733 £0 6 0



FIG. 734.

Wire Adjuster, forked, Fig. 734 0 6 0

OVARIOTOMY INSTRUMENTS.

Ovariotomy Case, as suggested by Mr. Spencer Wells :

Spencer Wells' large Clamp Forceps.

Ditto small ditto.

Brown's Clamp.

Spencer Wells' Ovariotomy Clamps, the set of three.

Vulsellum Forceps.

Two Matthews' Forceps.

Two Spencer Wells' Needle-holders.

Large Cyst Trocar, with three feet spiral tubing.

Trocar for tapping, with tube.

Hook with four sharp points.

Ditto two ditto.

Ecraseur.

Three pairs Improved Artery Forceps.

Three pairs Spencer Wells' ditto.

Three pairs Liston's ditto.

Long Spring Forceps.

Medium ditto.

Small ditto.

Forceps for cutting wire.

Malowsky's Caustery Forceps.

Pair Scissors, curved.

Two pair ditto, straight.

Four Scalpels.

Two Bistouries.

Three Dieffenbach's Artery Forceps.

Two Vulcanite Female Catheters.

Two dozen straight Needles.

Four skeins Silk-wire, Whipcord, &c.

The case complete, as above 25 15 0

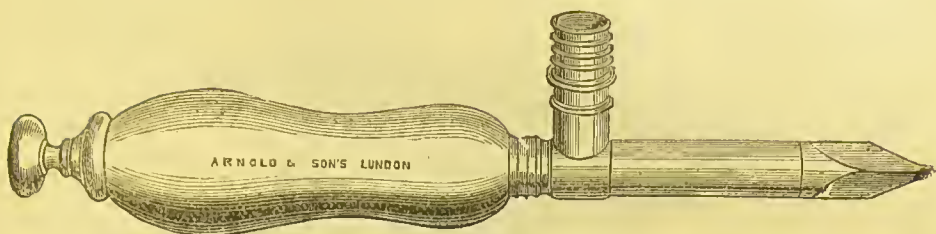


FIG. 735.

| | | | | | | | |
|---|-------|-------|--------|---|----|----|---|
| Ovariotomy Syphon Trocar, Spencer Wells', with side branch, small, Fig. 735 | . | . | . | . | £1 | 7 | 6 |
| Ditto ditto | ditto | ditto | medium | . | 1 | 12 | 6 |
| Ditto ditto | ditto | ditto | large | . | 2 | 0 | 0 |

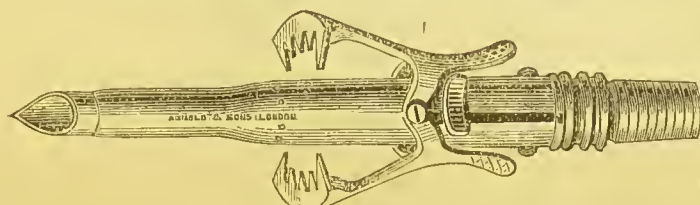


FIG. 736.

| | | | | | | | |
|--|---|---|---|---|---|----|---|
| Ovariotomy Syphon Trocar, Spencer Wells', with hooks for securing the tumour, Fig. 736 | . | . | . | . | 2 | 2 | 0 |
| Forceps, serrated mouth | . | . | . | . | 0 | 13 | 0 |
| Ditto Matthieu's cross-action | . | . | . | . | 0 | 16 | 0 |
| Ovariotomy Hook, in ebony handle | . | . | . | . | 0 | 6 | 0 |
| Ovariotomy Clamp, Spencer Wells', with circular clip, to impinge the pedicle | . | . | . | . | 3 | 10 | 0 |
| Ditto ditto for grasping the pedicle | . | . | . | . | 1 | 10 | 0 |
| Ditto Hutchinson's | . | . | . | . | 1 | 1 | 0 |
| Ditto World's | . | . | . | . | 0 | 15 | 0 |
| Ditto Baker Brown's | . | . | . | . | 0 | 15 | 0 |
| Cautery Iron, Baker Brown's | . | . | . | . | 0 | 5 | 6 |
| Tumour Forceps, fenestrated | . | . | . | . | 0 | 12 | 0 |

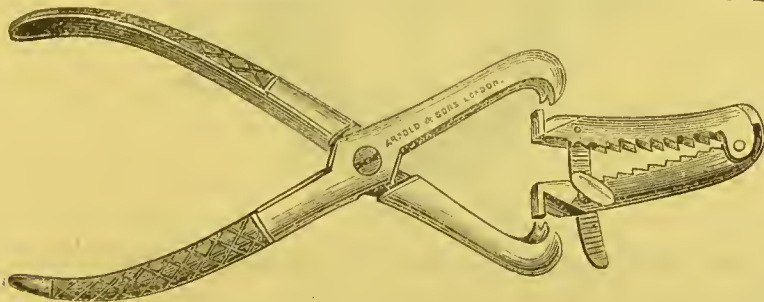


FIG. 737.

| | | | | | | | |
|---|---|---|---|---|---|----|---|
| Ovariotomy Clamp, Improved, (three), with forceps, complete, Fig. 737 | . | . | . | . | 2 | 10 | 0 |
|---|---|---|---|---|---|----|---|

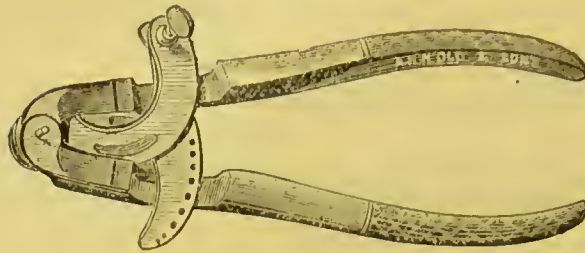


FIG. 738.

| | |
|--|--------|
| Ovariotomy Clamp, Spencer Wells' improved, with forceps and three clamps, Fig. 738 | £3 0 0 |
| Arnold and Sons' Case, containing Ovariotomy Clamp, syphon Trocar, and two Cauterising Irons | 3 10 0 |

INSTRUMENTS FOR THE EAR AND NOSE.

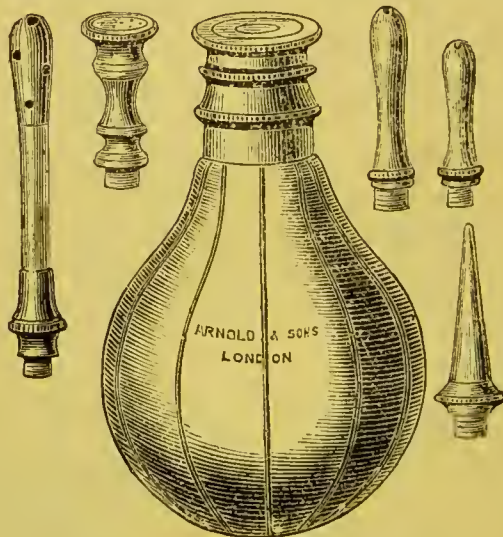


FIG. 739.

| | |
|--|--------|
| Arnold and Sons' Universal Syringe, Registered, Fig. 739 | 0 10 6 |
|--|--------|

The above syringe has rectum, vaginal, eye, ear, nose pipes, &c., fitting one brass mount.

| | |
|---|-------|
| Artificial Tympanum, Toynee's | 0 1 0 |
|---|-------|

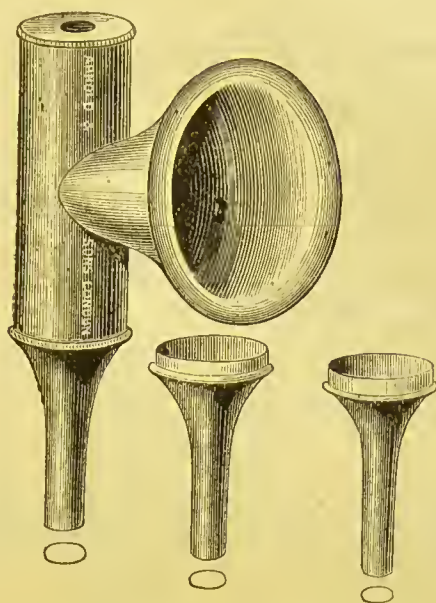


FIG. 740.

| | | | |
|---|----|----|---|
| Auroscope, Brunton's, with three Speculums, complete, in case, Fig. 740 | £1 | 7 | 6 |
| Ditto Hinton's Compound, with lamp, complete, for examining the ear | 3 | 5 | 0 |
| Ditto Weber's with reflecting Mirror, bi-convex lens, and three Ear Speculums, in case | 1 | 10 | 6 |
| Ditto Dr. Morison's Improved | 6 | 6 | 0 |
| Canula for Epistaxis, Bellocq's, with spring, plated | 0 | 6 | 0 |
| Ditto ditto ditto silver | 0 | 7 | 6 |
| Case containing Arnold and Sons' 4 oz. brass Ear Syringe, spring Ear Channel, and plated Ear Speculum | 1 | 1 | 0 |

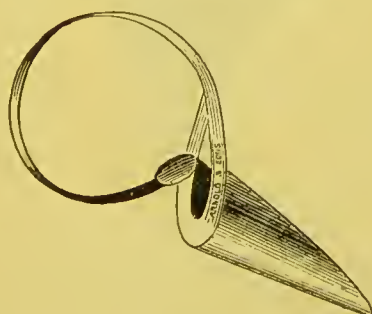


FIG. 741.

| | | | |
|--|---|---|---|
| Ear Channel, Arnold and Sons' Improved, Fig. 741 | 0 | 4 | 6 |
| Ditto with rubber band | 0 | 2 | 0 |

| | | | |
|---|----|----|---|
| Ear Douche, Lund's, complete | £1 | 1 | 0 |
| Ear Forceps, Arnold and Sons' fenestrated | 0 | 7 | 0 |
| Ditto Avery's | 0 | 16 | 0 |
| Ditto Hillman's bent | 0 | 5 | 0 |
| Ditto Wilde's | 0 | 5 | 6 |
| Ditto Toynee's Angular | 0 | 8 | 6 |



FIG. 742.

| | | | |
|---|---|----|---|
| Ear Forceps, Toynee's Improved cross-action, Fig. 742 | 0 | 14 | 0 |
| Ditto Yearsley's | 0 | 4 | 6 |
| Ear Scoop, Liston's | 0 | 2 | 6 |



FIG. 743.

| | | | |
|--|---|---|---|
| Ear Scoop, Imray's, with fenestrated mouth, Fig. 743 | 0 | 4 | 0 |
| Ditto ditto Double | 0 | 5 | 0 |

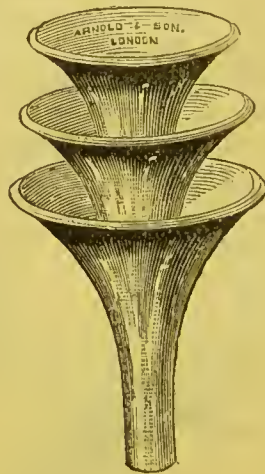


FIG. 744.

| | | | | |
|--|------------------|---|----|---|
| Ear Speculum, Arnold and Sons' Improved, electro-silver plated, Fig. 744 | per set of three | 0 | 15 | 0 |
|--|------------------|---|----|---|

They are made with a trumpet-shaped external opening, thereby facilitating the introduction of light; consequently greater illuminating and reflective power is gained.

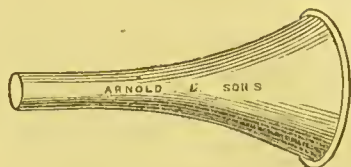


FIG. 745.

| | | | | | | |
|--|-------|--------------|------------------|----|----|---|
| Ear Speculum, Toynbee's, the set of three, electro-plated, | | | | £0 | 10 | 6 |
| Fig. 745 | | | | | | |
| Ditto | ditto | stout silver | per set of three | 1 | 0 | 0 |

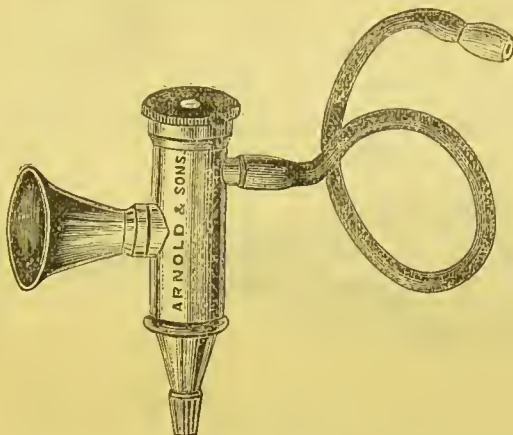


FIG. 746.

| | | | | | | |
|---|-------------|-------|--|---|---|---|
| Ear Speculum, Morison's Pneumatic, Fig. 746 | | | | 2 | 2 | 0 |
| Ditto | Voltolini's | ditto | | 2 | 0 | 0 |

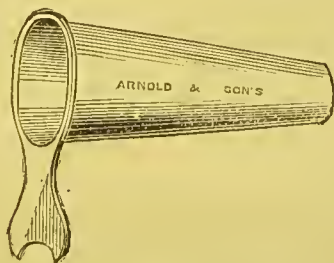


FIG. 747.

| | | | | | | |
|---|-------|--------------|--|---|----|---|
| Ear Speculum, Wilde's electro-plated, Fig 747 | | | | 0 | 8 | 6 |
| Ditto | ditto | stout silver | | 0 | 17 | 6 |

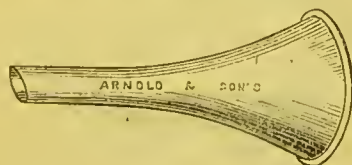


FIG. 748.

| | | | | | | |
|--|-------|--------------|--|---|----|---|
| Ear Speculum, Yearsley's, electro-plated, Fig. 748 | | | | 0 | 10 | 6 |
| Ditto | ditto | stout silver | | 1 | 0 | 0 |

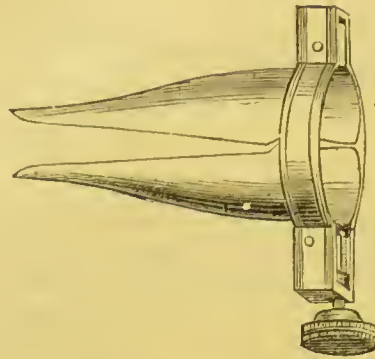


FIG. 749.

| | |
|--|---------|
| Ear Speculum, Arnold and Sons' screw-lever, Fig. 749 | £0 10 6 |
| Ditto ditto Spring | 0 12 6 |



FIG. 750.

| | |
|---|--------|
| Ear Speculum, Kramer's, Fig. 750 | 0 10 6 |
| Ditto Pilcher's | 0 10 6 |
| Ditto Turner's, plated per set of three | 0 10 6 |
| Ditto ditto silver ditto | 1 0 0 |
| Ditto ivory, three sizes, in case, complete | 0 10 6 |
| Ear Syphon, Marshall's, with extra pipe for nose | 0 6 6 |
| Ditto with glass receiver and waste pipe, complete, in leather case | 0 8 0 |

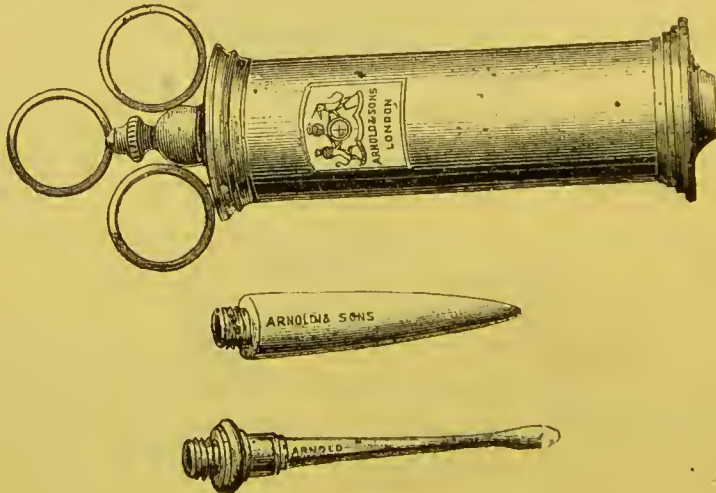


FIG. 751.

| | | | | | |
|---|--|-------|----|----|---|
| Ear Syringe, Arnold and Sons' portable, with brass rings for fingers (can be used with one hand), and fitted with Toynbee's or Abernethy's pipe, in leather case, 2 oz., Fig. 751 | | | £0 | 12 | 6 |
| Ditto ditto 4 oz. | | | 0 | 14 | 0 |
| Ear Syringe, Arnold and Sons' Registered, with reversible pipe and brass cap. | | | 0 | 3 | 6 |
| Ditto with brass mounts, in leather case | | | 0 | 4 | 6 |
| Ditto india-rubber, 1 oz. | | | 0 | 1 | 6 |
| Ditto ditto 2 oz. | | | 0 | 2 | 0 |
| Ditto ditto Arnold and Sons' brass, 1 oz. | | | 0 | 4 | 6 |
| Ditto ditto ditto 2 oz. | | | 0 | 5 | 6 |
| Ditto ditto ditto 4 oz. | | | 0 | 8 | 0 |
| Ditto ditto, best quality, with extra large rim, | | 1 oz. | 0 | 6 | 0 |
| Ditto ditto ditto | | 2 oz. | 0 | 8 | 0 |
| Ditto ditto ditto | | 4 oz. | 0 | 10 | 0 |
| Ditto ditto portable, containing (in the piston rod) three ivory pipes, 4 oz. | | | 0 | 10 | 0 |




FIG. 752.

| | | | | | |
|--|--|--|---|----|-----|
| Epistaxis Portable Silver Catheter, Probe, Director, and Gunshot Probe, Shuter's, in case complete, Fig. 752 | | | 0 | 12 | 6 |
| Eustachian Catheter, Kramer's silver | | | 0 | 6 | 0 ✓ |
| Ditto Pilcher's ditto | | | 0 | 8 | 0 |




FIG. 753.

| | | |
|---|-------------------|--------|
| Flexible Conversation Tube, common | | £0 5 0 |
| Ditto with elastic spiral wire tubing, covered mohair and ebony mounts | 9s. 6d., 12s. 6d. | 0 15 0 |
| Ditto tube silk covered | 12s. 6d., 15s. | 1 1 0 |
| Ditto with best quality ivory mounts, 15s., 21s. | | 1 10 0 |
| Arnold and Sons' Improved, with extra large ivory mounts and conical tube, collecting and conveying the sound more distinctly, Fig. 753 | 30s. | 2 2 0 |



FIG. 754.

| | | |
|---|----------------------------|--------|
| Forceps, Arnold and Sons' Improved, for extracting foreign bodies from the ear, Fig. 754 | | 0 10 6 |
| Hearing Cornets | per pair, 9s. to | 0 14 0 |

These Instruments are arranged by means of a sliding spring, which can be at once adjusted to the size required.



FIG. 755.

| | | |
|-------------------------------------|------------------|--------|
| Hearing Trumpet, Curtis's, Fig. 755 | 8s. to | 0 14 0 |
|-------------------------------------|------------------|--------|



FIG. 756.

| | | |
|--|---------|--------|
| Hearing Trumpet, Curtis's Portable, Fig. 756 | 9s. 6d. | 0 12 6 |
|--|---------|--------|



FIG. 757.

Hearing Trumpet, Portable, very powerful, Fig. 757
 9s. 6d. £0 12 6



FIG. 758.

| | | | | |
|---|--------|---|----|---|
| Hearing Trumpet, Martineu's, Fig. 759 | 9s. to | 0 | 14 | 0 |
| Ditto plain pattern | | 0 | 2 | 6 |
| Ditto ditto, to slide | | 0 | 3 | 6 |




FIG. 759.

| | | | | |
|---|---------|---|----|---|
| Hearing Trumpet, with two slides, as Fig. 759 | | 0 | 6 | 6 |
| Ditto vulcanite | 3s. | 0 | 5 | 6 |
| Heath's Syphon Douche for injecting the nose | 3s. 6d. | 0 | 7 | 6 |
| M. Leroy D'Etiolle's Instrument for extracting foreign bodies from the ear | | 1 | 1 | 0 |
| Arnold and Sons' Ear case, containing three silver Ear Speculums; three silver Eustachian Catheters; extra large Reflector, with metal swing frame and adjusting screw, to arrange at any angle; with Universal Handle; pair Ear Forceps, complete in morocco case | | 3 | 10 | 0 |

| | | | |
|--|----|----|---|
| Nasal Catheter, Kramer's elastic | £0 | 3 | 0 |
| Nasal Catheters, ditto with bottle, complete, in case per set of three | 0 | 12 | 6 |
| Nasal Douche, Arnold and Sons' Improved Syphon | 0 | 5 | 0 |
| Nasal Speculum, Arnold and Sons' Improved, gilt | 0 | 10 | 6 |
| Otoscope, Allen's | 0 | 4 | 6 |
| Ditto Toynee's | 0 | 10 | 6 |

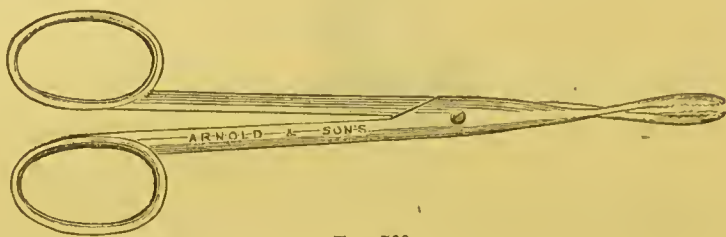


FIG. 760.

| | | | | |
|-------------------------------------|-----|---|---|---|
| Polypus Forceps, Fig. 760 | 5s. | 0 | 7 | 6 |
|-------------------------------------|-----|---|---|---|

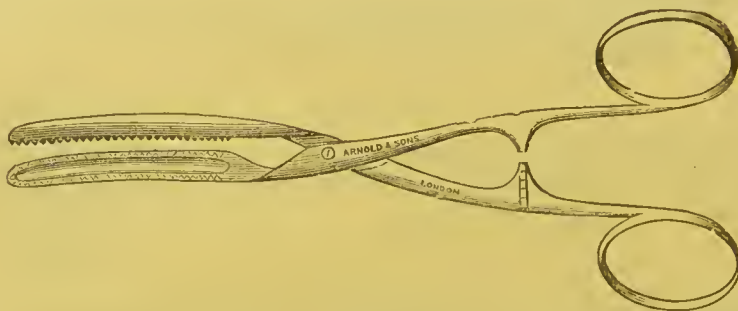


FIG. 761.

| | | | |
|--|---|---|---|
| Polypus Forceps, Improved, with rack, Fig. 761 | 0 | 9 | 6 |
|--|---|---|---|

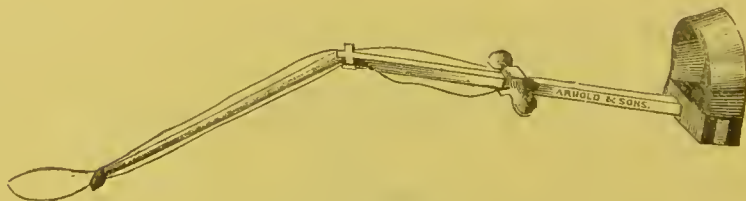


FIG. 762.

| | | | |
|--|---|----|---|
| Polypus Snare, Wylde's | 0 | 15 | 0 |
| Ditto ditto Improved, Fig. 762 | 1 | 1 | 0 |
| Syringe for injecting the nose | 0 | 2 | 6 |

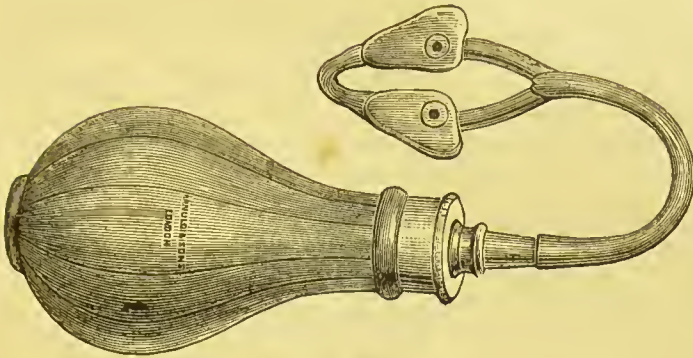


FIG. 763.

Politzer's Apparatus for passing air through the Eustachian tube, modified by Dr. Allen, Fig. 763 . . . £0 15 0

ELASTIC ENEMAS.



FIG. 764.

Arnold and Sons' Improved Portable Elastic Enema, Registered, as Fig. 764.

| 2 oz. | 4 oz. | 8 oz. | 12 oz. | 16 oz. | |
|-------|-------|-------|--------|--------|---------------------------------|
| 3/6 | 4/6 | 5/- | 5/9 | 7/6 | fitted with brass mounts. |
| 3/- | 3/9 | 4/6 | 5/- | 7/- | fitted with white metal mounts. |

Extract from the *Lancet*, August 26th, 1871, p. 295.—“There are many

advantages in such an instrument. There is little liability of its getting out of repair. The instruments are fitted in various ways, and answer equally well as an enema or vaginal syringe."

Extract from the *British Medical Journal*, August 26th, 1871, p. 235.—
"Messrs. Arnold and Sons, of 35 and 36, West Smithfield, London, have brought out an excellent enema syringe, which consists of an india-rubber bottle fitted with a reversible pipe and mount, to which a cap is arranged, so that the enema can be carried about full of fluid ready for use."

Extract from the *Medical Times and Gazette*, August 19th, 1871, p. 236.—
"The advantages of such an instrument will be at once seen, as there is no possibility of its getting out of repair. The mounts are made of brass, and carefully tinned on the inner side and every part which comes in contact with the fluid, so as to prevent the possibility of corrosion."

Extract from the *Medical Press and Circular*, August 30th, 1871, p. 191.—
"One of those simple improvements that, when once tried, excite surprise that they were not thought of before, has been made by Messrs. Arnold and Sons in the elastic enema apparatus. We very strongly recommend this instrument, which is sure to please all who try it."

Enema, Elastic, of very superior india rubber :

| | | | | |
|-------|--------|--------|--------|--------|
| 1 oz. | 2 oz. | 3 oz. | 4 oz. | 6 oz. |
| 2/- | 2/3 | 3/- | 3/9 | 4/3 |
| 8 oz. | 10 oz. | 12 oz. | 14 oz. | 16 oz. |
| 4/9 | 5/3 | 5/6 | 6/- | 6/6 |

Enema, Elastic, fitted with elastic gum Rectum Tube, and metal mounts :

| | | | | |
|-------|--------|--------|--------|--------|
| 1 oz. | 2 oz. | 3 oz. | 4 oz. | 6 oz. |
| 3/6 | 4/- | 4/6 | 5/3 | 5/6 |
| 8 oz. | 10 oz. | 12 oz. | 14 oz. | 16 oz. |
| 6/- | 6/6 | 7/3 | 7/6 | 8/- |

Gowlland's Elastic Enema, with electro-plated mount, stopcock, and elastic gum web tube £0 9 6

Arnold and Sons' Improved Vaginal Syringe, Registered :

| | | | | |
|-------|-------|--------|--------|---------------------------------|
| 4 oz. | 8 oz. | 12 oz. | 16 oz. | |
| 5/- | 5/6 | 6/3 | 8/- | fitted with brass mounts. |
| 4/6 | 5/- | 5/6 | 7/6 | fitted with white metal mounts. |

Vaginal Syringe, Elastic, of very superior india rubber, fitted with brass mounts :

| | | | | | | |
|-------|-------|-------|--------|--------|--------|--------|
| 4 oz. | 6 oz. | 8 oz. | 10 oz. | 12 oz. | 14 oz. | 16 oz. |
| 4/9 | 5/3 | 5/9 | 6/3 | 6/6 | 7/- | 7/6 |

Vaginal Syringe, Elastic (Dr. Bird's), fitted with brass mounts and elastic gum vaginal tube :

| | | | |
|-------|-------|--------|--------|
| 4 oz. | 8 oz. | 12 oz. | 16 oz. |
| 5/- | 5/6 | 6/6 | 7/6 |

Children's Elastic Syringe :

| | | | |
|-------|--------|-------|-------|
| 1 oz. | 1½ oz. | 2 oz. | 3 oz. |
| 1/3 | 1/6 | 2/- | 3/- |

| | | | |
|---|---|---|--------|
| Vaginal Syringe, with stopcock and elastic pipe | . | . | 0 12 0 |
| Ditto ditto and two pipes | . | . | 0 13 6 |



FIG. 765.

| | | | | | |
|---|------------|-------------------------------|----|---|---|
| Urethral Syringe, Elastic, Arnold and Sons' Registered, Fig. 765 | | | £0 | 3 | 6 |
| Ditto | ditto | plain, 1 oz. | 0 | 1 | 6 |
| Ditto | ditto | ditto, 2 oz. | 0 | 2 | 6 |
| Ditto | ditto | with elastic gum tube | 0 | 1 | 6 |
| Ditto | Durham's, | with vulcanite tube, complete | 0 | 5 | 0 |
| Ditto | Marshall's | ditto | 0 | 7 | 0 |
| Ditto | Teevan's | | 0 | 8 | 6 |
| Hydrocele Syringe, Elastic, with stopcock | | | 0 | 7 | 6 |

URINOMETERS, TEST GLASSES, &c.




FIG. 766.

| | | | |
|--|---|---|---|
| Arnold and Sons' Urinary Cabinet, containing Urino- meter; Trial Glass; Thermometer; Test Tubes; Spirit Lamp (capped); one Glass Bottle (capped); Test Papers, &c.; in morocco case, complete | 1 | 7 | 6 |
|--|---|---|---|

Beale's Urinary Cabinet, containing Urinometer, graduated measure, pipette; Precipitate Washer; Stirring Rod; Watch Glasses; Test Tubes; Tube Holder; Test Papers; Microscopic Slide, thin Glass; Glass Spirit Lamp, with wire ring; eight Capped Bottles; for the following reagents: Nitric Acid, Acetic Acid, Ammonia, Potash, Nitrate Barytes, Nitrate Silver, Oxalate Ammonia. Complete, Fig. 766 £2 5 0

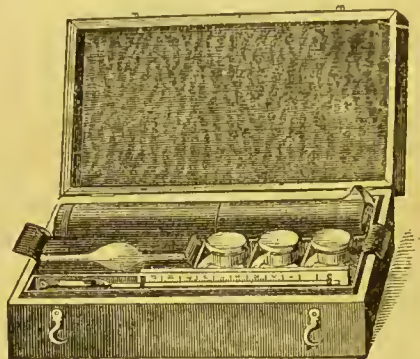


FIG. 767.

| | | | |
|--|---|----|---|
| Prout's Urinometer Case, containing Urinometer; Trial Glass; Thermometer; Test Tubes; Spirit Lamp (capped); three Bottles (capped); and Glass Pipette. Complete, in leather ease, Fig. 767 | 1 | 10 | 0 |
| Mahogany Case, containing Urinometer; Trial Glass; Test Tubes; Thermometer; three large Capped Bottles for acids; Spirit Lamp (capped); Pipette; Litmus and Turmeric Papers. Complete | 1 | 17 | 6 |
| Leather Case, containing Urinometer and Trial Glass | 0 | 7 | 6 |
| Morocco Case, containing Urinometer, Thermometer, and Graduated Trial Glass | 0 | 13 | 0 |
| Ditto ditto with Test Tubes, Litmus and Turmeric Paper | 0 | 15 | 6 |
| Urinometer | 0 | 3 | 6 |
| Ditto Arnold and Sons' Improved, with indelible markings | 0 | 5 | 0 |
| Ditto Patent Vulcanite | 0 | 8 | 6 |
| Ditto extra large size, with certificate | 0 | 10 | 0 |
| Ditto ditto with graduated Trial Glass, complete, in case | 0 | 13 | 6 |
| Ditto Metal, electro-gilt | 0 | 12 | 6 |
| Ditto ditto in ease | 0 | 13 | 6 |
| Ditto Silver ditto ditto | 1 | 1 | 0 |
| Thermometer, superior | 0 | 4 | 6 |

| | | | |
|--|----|----|---|
| Graduated Test Glass | £0 | 1 | 3 |
| Ditto with feet | 0 | 1 | 6 |
| Litmus Papers per book | 0 | 0 | 2 |
| Turmeric ditto ditto | 0 | 0 | 2 |
| Test Tubes per nest | 0 | 0 | 8 |
| Lenses, Coddington's, very superior, in metal frames, 7s. 6d., 10s. 6d., 12s. 6d. | 0 | 15 | 0 |
| Ditto Stanhope 4s. | 0 | 5 | 0 |

X

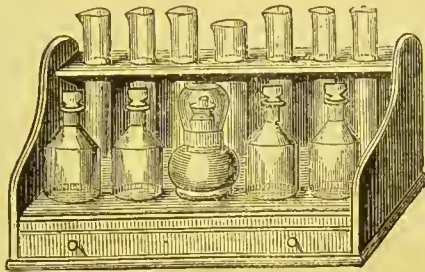


FIG. 768.

Arnold and Sons' Mahogany Urinary Stand, with drawer containing four stoppered Bottles, Spirit Lamp, six Test Tubes, Trial Glass, Urinometer, Litmus and Turmeric Papers, &c., Fig. 768

1 1 0

X

Arnold and Sons' Mahogany Test-Stand, containing Urinometer, Trial Glass, Thermometer, Chalk's Drop Bottle, Pipette, Stirring Rod, Watch Glasses, Microscopic Slides, thin Glass, six Test Tubes, Tube Holder, Glass Spirit Lamp, seven stoppered Bottles for the following reagents: Nitric Acid, Acetic Acid, Potash, Nitrate of Barytes, Ammonia, Oxalate of Ammonia, and Nitrate of Silver, Brass Forceps, Platinum Foil and Wire Blow-pipe, Litmus and Turmeric Papers, &c.

2 0 0



TREPHINING, NECROSIS, AND RESECTION INSTRUMENTS.

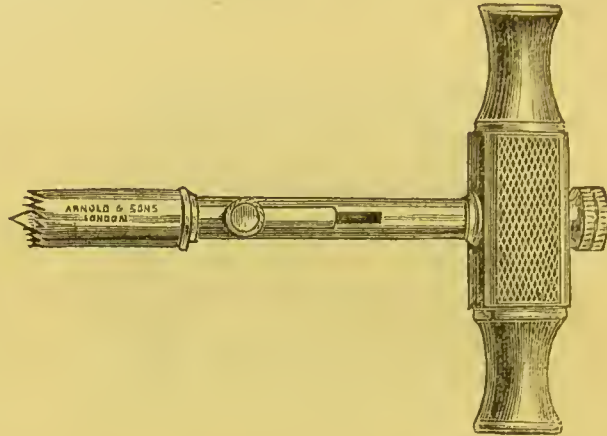


FIG. 769.

- Mahogany Case, containing two Trephines (large and small), Hey's Skull Saw, Elevator, and Skull Forceps, strong Scalpel (scale tang), Trephine Brush. The set, complete £2 2 0
- Superior Mahogany Case, brass bound and lined silk velvet, containing three superior Trephines, Hey's Skull Saw, Elevator, and Skull Forceps, strong Scalpel (scale tang), Trephine brush. The set, complete 3 0 0
- Mahogany Necrosis Case, brass bound, lined silk velvet, containing Fergusson's Saw (folding back), Chain Saw, two pairs Fergusson's Bone Forceps, three Hey's Skull Saws, Fergusson's Lion Forceps, straight Necrosis Forceps, curved Necrosis Forceps, curved Gouge, Gouge Forceps, two straight Gouges, two Marshall's Osteotribes, Necrosis Trephine, blunt and sharp Hooks, three Scalpels, Scale Tang Scalpel. The set, complete 8 8 0
- Arnold and Sons' complete Case in mahogany, brass bound, and lined silk velvet, for Amputating, Trepanning, and Necrosis, containing Butcher's Saw with spare blade, Amputating Saw, Fergusson's Saw with folding back, straight Fergusson's Bone Forceps, curved ditto ditto, Fergusson's Lion Forceps, two Gouges, broad and narrow, pair Gouge Forceps, Marshall's Osteotribe, Chisel, two Trephines, Necrosis Trephine, two Necrosis For-

ceps, Hey's Skull Saw, Lenticular, two Elevators, Skull Forceps, Trepine Brush, three Amputating Knives, Catlin, two Finger Knives, strong Scalpel, three Scalpels, Liston's Artery Forceps, Spring Forceps, two Dieffenbach's Artery Forceps, Tenaculum, Tourniquet

| | | | |
|---|-----|----|---|
| Needles, Silk. Complete | £14 | 0 | 0 |
| Trepine, small, medium, and large each | 0 | 10 | 0 |
| Semicircular Trepine | 0 | 10 | 0 |
| Two Trephines, fitting one handle (ebony) | 0 | 17 | 6 |
| Ditto in ivory handle | 1 | 1 | 0 |
| Three Trephines, fitting one handle (ebony) | 1 | 5 | 6 |
| Ditto in ivory | 1 | 10 | 0 |
| Gouge Forceps, Luer's, for resection | 0 | 12 | 0 |
| Ditto Hoffman's ditto | 1 | 1 | 0 |
| Ditto ditto curved, ditto | 1 | 2 | 6 |

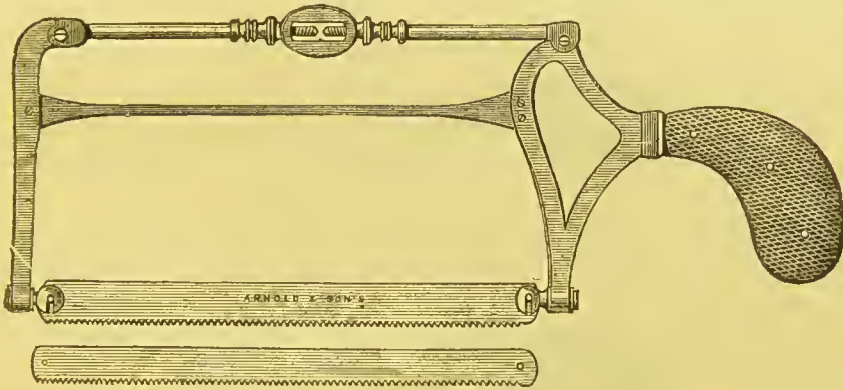


FIG. 770.

| | | | |
|--|---|----|---|
| Butcher's Saw for excision, Fig. 770 | 1 | 15 | 0 |
|--|---|----|---|

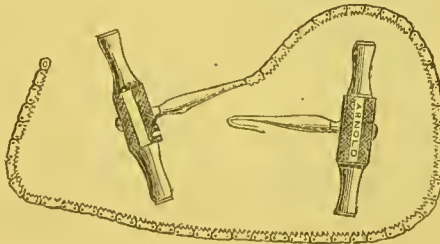


FIG. 771.

| | | | |
|-------------------------------|---|----|---|
| Chain Saw, Fig. 771 | 1 | 10 | 0 |
| Ditto very superior | 2 | 0 | 0 |



FIG. 772.

| | | | | |
|---|-------------------------|--------------------------------------|----------|---------|
| Bone Forceps, Sir W. Fergusson's straight, circular joints, Fig. 772 | | | | £0 10 6 |
| Ditto | ditto | curved | ditto | 0 12 6 |
| Ditto | ditto | oblique | ditto | 0 12 6 |
| Ditto | Liston's | 7s. 6d., 8s. 6d., 9s. 6d., 11s. 6d., | | 0 13 6 |
| Ditto | small size, plain joint | | | 0 5 0 |
| Lion Forceps, Sir W. Fergusson's | | | 7s. 6d., | 0 12 6 |
| Elevator, plain | | | | 0 3 0 |
| Ditto with handle | | | | 0 3 6 |



FIG. 773.

| | | | | |
|---------------------------------------|--|--|--|-------|
| Chisels, straight (various), Fig. 773 | | | | 0 3 6 |
|---------------------------------------|--|--|--|-------|



FIG. 774.

| | | | | |
|--|--|--|------|--------|
| Gouges, straight, Fig. 774 | | | | 0 3 6 |
| Ditto curved, right and left | | | each | 0 4 0 |
| Necrosis Forceps, plain straight | | | | 0 5 6 |
| Ditto curved | | | | 0 6 0 |
| Ditto double joints | | | | 0 7 6 |
| Skull Saw, Hey's | | | | 0 5 0 |
| Skull Forceps | | | | 0 4 6 |
| Strong Scalpel | | | | 0 2 6 |
| Jaw Saw, with blades of various widths | | | | 0 5 0 |
| Ditto ditto jointed back | | | | 0 8 6 |
| Antrum Perforator | | | 4s. | 0 6 6 |
| Osteotomes, Marshall's, three sizes, in case, complete | | | | 0 15 0 |
| Lenticulars | | | | 0 4 6 |
| Liston's Screw Probe | | | | 0 3 0 |
| Trephine Brush | | | | 0 1 0 |

SYRINGES, METAL AND GLASS.

Glass Syringes, Male or Female, best quality, per dozen :

| | | | | | | |
|-------------------|-------------------|-------|--------------------|-------|-------|-------|
| $\frac{1}{4}$ oz. | $\frac{1}{2}$ oz. | 1 oz. | $1\frac{1}{2}$ oz. | 2 oz. | 3 oz. | 4 oz. |
| 3/- | 3/6 | 5/- | 7/6 | 10/6 | 15/- | 20/- |

Glass Syringes, Male or Female, best quality, in best boxwood cases, per doz. :

| | | | | | | |
|-------------------|-------------------|-------|--------------------|-------|-------|-------|
| $\frac{1}{4}$ oz. | $\frac{1}{2}$ oz. | 1 oz. | $1\frac{1}{2}$ oz. | 2 oz. | 3 oz. | 4 oz. |
| 8/- | 10/- | 14/6 | 17/6 | 22/- | 30/- | 48/- |

Glass Syringes, Male or Female, best quality, in strong leather cases, per doz. :

| | | | | |
|-------------------|-------------------|-------|--------------------|-------|
| $\frac{1}{4}$ oz. | $\frac{1}{2}$ oz. | 1 oz. | $1\frac{1}{2}$ oz. | 2 oz. |
| 6/6 | 8/6 | 12/- | 15/6 | 18/- |

Metal Male or Female Syringes, best quality, per dozen :

| | | | | |
|-------------------|-------------------|-------|-------|-------|
| $\frac{1}{4}$ oz. | $\frac{1}{2}$ oz. | 1 oz. | 2 oz. | 3 oz. |
| 3/- | 4/- | 5/- | 9/- | 12/- |

| | | | | | | | |
|---|---|--------|--------|---------|----|----|---|
| Female Syringe, Clark's Glass | . | . | . | 2s. 6d. | £0 | 3 | 0 |
| Ditto | Clark's Metal, 2 oz. | . | . | . | 0 | 1 | 6 |
| Ditto | ditto | 4 oz. | . | . | 0 | 3 | 0 |
| Ditto | Vance's | . | . | 1s. 6d. | 0 | 2 | 0 |
| Ditto | Hamilton's Glass | . | . | 2s. 6d. | 0 | 3 | 0 |
| Ditto | Hamilton's Metal, 3 oz. | . | . | . | 0 | 2 | 6 |
| Ditto | ditto | 4 oz. | . | . | 0 | 3 | 6 |
| Ditto | Improved brass, with elastic pipe | . | . | . | 0 | 7 | 6 |
| Ditto | Arnold and Sons' Improved Brass, with three finger rings and metal pipe | . | . | . | 0 | 12 | 6 |
| Sponge Syringe, Locock's | . | . | . | . | 0 | 3 | 6 |
| Enema, Metal, extra strong, best quality, 2 oz. | . | . | . | . | 0 | 2 | 0 |
| Ditto ditto | ditto | 4 oz. | . | . | 0 | 3 | 6 |
| Ditto ditto | ditto | 8 oz. | . | . | 0 | 6 | 0 |
| Ditto ditto | ditto | 16 oz. | . | . | 0 | 8 | 0 |
| Ditto | Arnold and Sons' Improved Brass, best quality, | . | . | 4 oz. | 0 | 7 | 6 |
| Ditto | ditto | ditto | 8 oz. | 0 | 12 | 6 | |
| Ditto | ditto | ditto | 16 oz. | 0 | 17 | 6 | |

GALVANIC BATTERIES, &c.

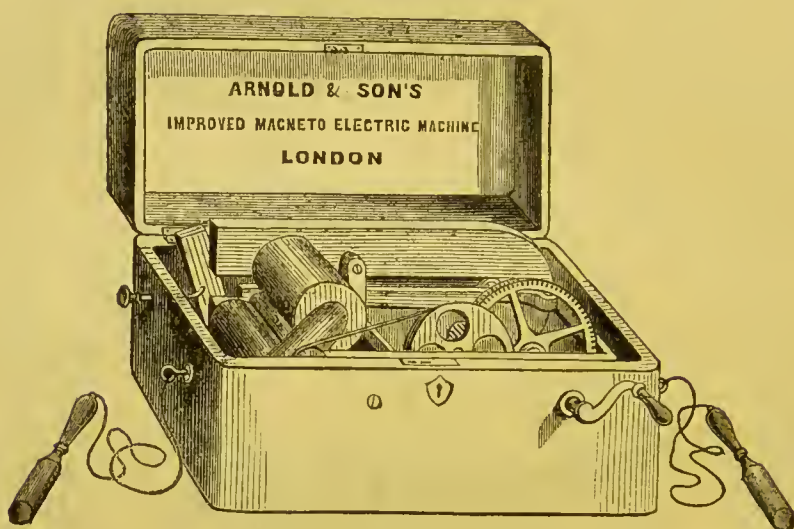


FIG. 775.

| | | | |
|--|----|----|---|
| Electro-Magneto Machine, on marble stand | £1 | 0 | 0 |
| Ditto ditto plated | 1 | 5 | 0 |
| Ditto in box, complete | 1 | 1 | 0 |
| Electro-Magneto Machine, in mahogany case, very powerful, Fig. 775 | 1 | 10 | 0 |
| Ditto Arnold and Sons' Improved, with all modern improvements, in mahogany case, very powerful | 1 | 15 | 0 |
| Electro-Magneto Machine, with strong circular magnet | 2 | 0 | 0 |
| Ditto ditto very superior | 2 | 12 | 6 |
| Ditto worked by means of the foot, thereby leaving both hands of the operator free | 3 | 3 | 0 |
| Electro-Magnetic Battery, Gaiffe's | 2 | 10 | 0 |

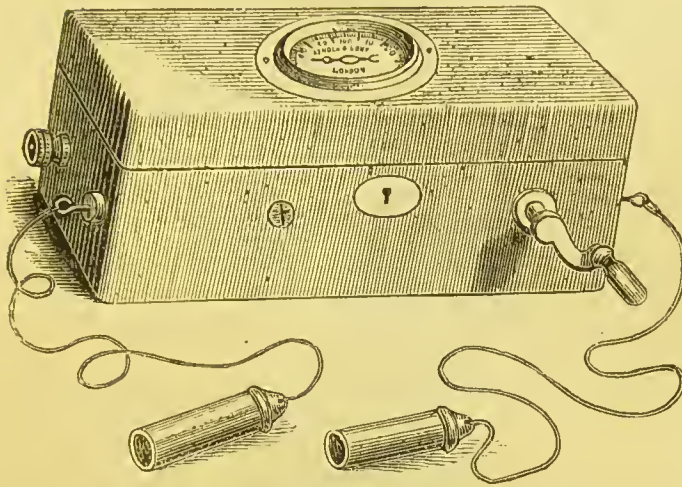


FIG. 776.

Arnold and Sons' Electro-Magneto Machine, with improved magnetic dial indicator, Fig. 776 £2 2 0

By means of a regulating dial on the top of a cabinet, the operator is enabled to gradually increase or decrease the power of the battery as required, and the strength of the current being recorded on the dial.




FIG. 777.

Arnold and Sons' Improved self-acting Electro-Magneto Machine, complete, Fig. 777 6 6 0



FIG. 778.

Mr. Cattlin's Apparatus for Galvanic Battery, Fig. 778 . £0 15 0

Extract from Mr. Cattlin's report in vol. iii, No. 6, of Odontological Society.—
 "A new Portable Battery, invented by Messrs. Arnold and Sons, of West Smith-
 field. At my suggestion they have adapted a spring with two plates, for the
 purpose of instantly conveying a galvanic current to any part of the human
 body, in case of suspended animation, under the use of anæsthetics. . . . I
 have tried the effect of this instrument upon the lower animals, and have found
 its action to be very perfect."




FIG. 779.

Arnold and Sons' Improved portable Bichromate Battery
 Fig. 779 4 4 0
 By a simple mechanical arrangement the zinc plate can at once be withdrawn

from the solution, and the action is thereby suspended. It can be left for any time without exhausting the plates; when required for use again, by simply letting down the zinc plate the action is immediately resumed. The current is easily regulated and almost continuous. The solution will last a length of time, is inexpensive, and can be renewed without trouble.




FIG. 780.

Arnold and Sons' Portable Battery, with glass cell and improved regulating gauge, complete, in mahogany case, very portable and powerful, Fig. 780 £4 0 0

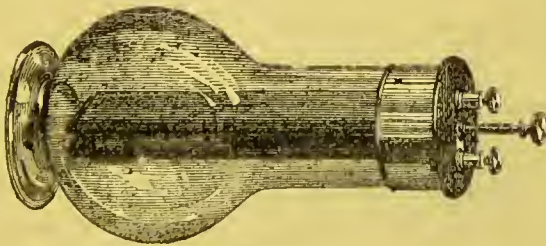


FIG. 781.

| | | |
|-------------------------------------|-----------|--------|
| Bichromate Battery, No. 1, Fig. 781 | | 0 12 6 |
| Ditto No. 2 | | 0 15 0 |
| Ditto No. 3 | | 1 0 0 |

Bichromate Battery consists of a glass vessel containing two plates of carbon

and one of zinc. Dissolve two ounces of bichromate of potash into one pint of water, using heat to hasten the solution, and when cold add one ounce of sulphuric acid.

| | | |
|--------------------------------|-------------------------|--------|
| Bunsen's Battery, 4×3 | | £0 5 0 |
| Ditto | $5 \times 3\frac{1}{4}$ | 0 6 6 |
| Ditto | $7 \times 3\frac{1}{4}$ | 0 8 6 |
| Ditto | $9 \times 4\frac{1}{4}$ | 0 12 6 |

Bunsen's Battery consists of an earthen jar, into which is placed a hollow cylinder of zinc, and inside this a porous tube and carbon plate.

| | | |
|---|-----------|--------|
| Conductor for applying galvanism to the bladder | | 0 10 6 |
| Ditto ditto for the ear | | 0 5 0 |
| Ditto ditto ditto uterus | | 0 4 6 |
| Ditto ditto ditto spine | | 0 6 6 |
| Ditto ditto ditto throat | | 0 10 6 |
| Ditto ditto ditto feet | | 0 5 0 |
| Ditto ditto ditto teeth | | 0 5 0 |

| | | |
|---|-----------|--------|
| Daniel's Battery, copper cylinder, 6×3 | | 0 7 6 |
| Ditto ditto 9×3 | | 0 10 0 |
| Ditto ditto 12×3 | | 0 18 0 |

| | | |
|---|-----------|--------|
| A set of six Batteries, 6×3 , in mahogany tray, with quantity and intensity connections, &c., complete | | 2 10 0 |
| Ditto ditto ditto 9×3 | | 3 10 0 |
| Ditto ditto ditto 12×3 | | 5 10 0 |

Daniel's Constant Battery consists of a cylindrical copper vessel, in which is placed a porous earthen tube, containing a rod of zinc amalgamated with mercury. Sulphuric acid one part to ten of water, which is to be put into the porous tube, and a saturated solution of sulphate of copper into the copper vessel.

| | | |
|---|-----------|--------|
| Smee's Pint Batteries, set of six in mahogany tray, arranged for quantity and intensity | | 2 10 0 |
| Ditto Quart ditto ditto | | 3 5 0 |
| Ditto Pint Batteries, with ratchet arrangement, in mahogany, complete | | 3 10 0 |
| Ditto Quart ditto | | 4 10 0 |

The great superiority of this battery consists in the little trouble required to put it in action, and the immense power obtained. Sulphuric acid one part to seven of water.

| | | |
|---|------------------------------|--------|
| Grove's Nitric Acid Battery, with double amalgamated zinc plate, platinum plate, porous pot, and porcelain trough | 7s. 6d., 10s. 6d., | 0 12 6 |
| A set of six batteries, complete, in mahogany tray | | 2 10 0 |
| Ditto eight ditto, with quantity and intensity connections | | 5 0 0 |

Grove's Platinum Battery consists of a platinum plate placed into a flat porous earthen cell, surrounded with a double plate of amalgamated zinc, the whole

enclosed in a porcelain vessel. Nitric acid is placed in the porous pot in contact with the platinum, and dilute sulphuric acid in contact with the zinc.



FIG. 782.

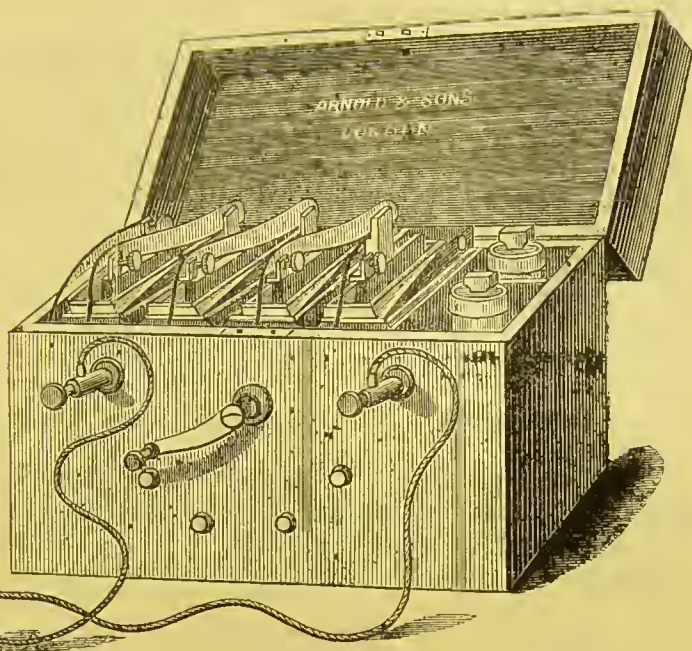


FIG. 783.

| | |
|---|----------|
| Galvanic Cautery Battery, Arnold and Sons' Improved, in box, complete (without Éraseur), Fig. 783 | . £8 8 0 |
| Galvanic Éraseur, with curved and straight ends, pla- tinum wire, &c., complete, in morocco case, Fig. 782 | . 4 4 0 |



FIG. 784.

| | |
|--|--------|
| Gaiffe's Improved Chloride of Silver Medical Battery, small size, in mahogany, Fig. 784 | 1 15 0 |
| Ditto, large size, in ebonite box, with accessories nickelled | 3 10 0 |
| Ditto, small, in square mahogany box, for Hospital use | 3 3 0 |
| Ditto, large, ditto ditto | 4 4 0 |

| | |
|---|---------|
| GaiFFE's Medical Bisulphate of Mercury Battery, small size | £1 10 0 |
| Ditto ditto large size | 1 15 0 |
| Mackenzie's Conductors for the throat . . . per pair | 1 1 0 |
| Pulvermacher's Chain Bands. | |
| No. 0, full electric power, 36, applicable for limbs . . . | 1 2 0 |
| 1, less power, 30, for the limbs and stomach . . . | 1 18 0 |
| 2, medium power, 24, for ditto . . . | 0 15 0 |
| 3, weak power, 16, for the head and face . . . | 0 10 6 |
| 4, weakest power, 8, for the wrists and ankles . . . | 0 5 0 |
| Broad Chain Bands for writers' cramp, trembling, nervousness, &c. | |
| No. 0, full power, 25, spinal band . . . | 1 2 0 |
| 1, less power, 21, applicable for the loins, spine, and stomach . . . | 0 18 0 |
| 2, medium power, 16½, for the abdomen, head, and face . . . | 0 15 0 |
| 3, less power, 12, for the knee-joints and neck . . . | 0 10 6 |
| 4, weak power, 6, short band, bracelet . . . | 0 5 0 |
| Combined Bands for general debility, central paralysis, epilepsy, and functional disorders . . . 40s., 50s., | 3 0 0 |
| Complete set, with Belt and Volta Electric Battery, £5, £8, | 10 10 0 |
| Chain Batteries for extreme nervous debility, paralysis, and for restoring exhausted vital energy, to be used in conjunction with specially combined bands, 70s., to | 4 4 0 |
| Chain Intensity Batteries for treatment by electric baths in the patient's own bed-room, in various cases of paralysis, want of power, &c., and for eliminating poisonous substances from the system (lead and mercury) . . . 60 elements | 3 3 0 |
| Ditto ditto . . . 120 elements | 6 6 0 |
| Coiled Band Intensity Batteries . . . | 3 0 0 |

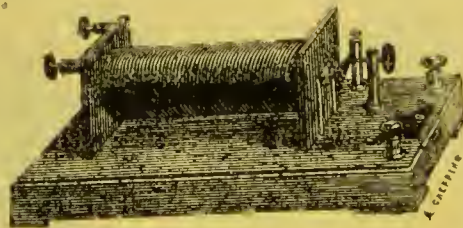


FIG. 785.

| | |
|--|--------|
| Ruhmkorff's Induction Coils, ⅓-in. spark, Fig. 785 . . . | 0 16 0 |
| Ditto ditto with commutator . . . | 0 19 6 |
| Ditto ⅓-in. ditto ditto . . . | 1 10 0 |
| Ditto ½-in. ditto ditto . . . | 2 14 0 |

| | | | |
|--|----------|----|------|
| Ruhmkorff's Induction Coils, 1-in. spark, with commutator | £5 | 10 | 0 |
| Ditto 2-in. ditto ditto | 11 | 0 | 0 |
| Ditto 3½-in. ditto ditto | 16 | 0 | 0 |
| New Batteries for Gaiffe's machine, small | per pair | 0 | 16 0 |
| Ditto ditto large | ditto | 1 | 5 0 |
| Recharging Batteries for ditto small | ditto | 0 | 4 0 |
| Ditto ditto large | ditto | 0 | 7 0 |
| Chloride of Silver and Zinc Plates, small | . | 0 | 7 6 |
| Ditto ditto large | . | 0 | 17 6 |
| Stohrer's Battery | 1 cell | 4 | 15 0 |
| Ditto | 2 cell | 7 | 0 0 |
| Ditto small | 1 cell | 4 | 4 0 |
| Ditto ditto | 2 cell | 5 | 10 0 |
| Ditto portable | 20 cell | 8 | 18 6 |
| Ditto ditto | 30 cell | 12 | 0 0 |
| Ditto in oak case | 14 cell | 6 | 10 0 |
| Ditto ditto | 20 cell | 7 | 15 0 |
| Ditto ditto | 30 cell | 10 | 0 0 |
| Ditto ditto | 40 cell | 12 | 0 0 |
| Ditto combined apparatus, consisting of 1 cell induction, and 20 cell constant current | . | 13 | 15 0 |
| Ditto ditto ditto 2 cell induction, and 30 cell ditto | . | 18 | 15 0 |



INDIA-RUBBER BEDS, CUSHIONS, PILLOWS, &c

The following are all made of very superior india-rubbber:

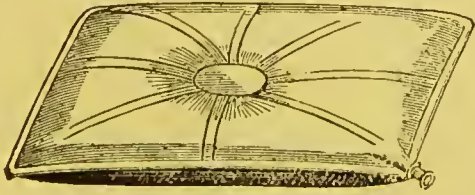


FIG. 786.

| | | | |
|-------------------------------------|---------|---------|---------|
| French-reeded Air cushion, Fig. 786 | | | |
| 16 x 12 | 16 x 14 | 16 x 16 | 18 x 13 |
| 8/- | 10/6 | 11/3 | 11/10 |

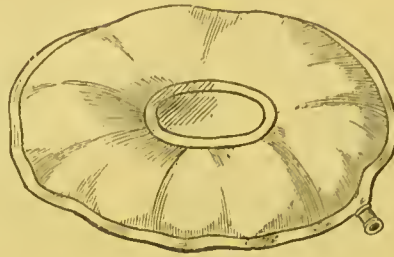


FIG. 787.

Circular-reeded Cushion, Fig. 787.

| | | | | | | | |
|---------------|---------|--------|---------|--------|---------|---------|--------|
| | 15 in. | 16 in. | 17 in. | 18 in. | 19 in. | 20 in. | 21 in. |
| | 8/3 | 9/- | 9/9 | 10/6 | 11/- | 12/- | 12/6 |
| Plain Pillow, | 18 x 13 | | 18 x 15 | | 18 x 18 | 18 x 22 | |
| | 5/6 | | 6/3 | | 7/6 | 9/- | |
| | 18 x 24 | | 18 x 26 | | 18 x 30 | | |
| | 10/- | | 10/6 | | 11/6 | | |

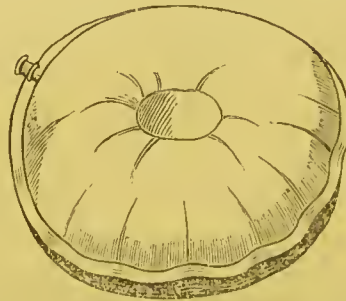


FIG. 788.

| | | | | |
|----------------------------|--------|--------|--------|--------|
| Circular Pillow, Fig. 788. | 16 in. | 18 in. | 19 in. | 20 in. |
| | 7/6 | 8/6 | 9/6 | 10/6 |

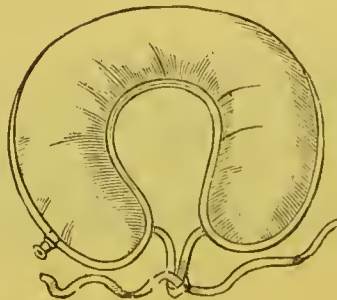


FIG. 789.

| | | | |
|------------------------|---------|---------|---------|
| Neck Pillow, Fig. 789. | 16 x 23 | 16 x 25 | 18 x 25 |
| | 9/6 | 10/6 | 11/6 |

| | | | | |
|-----------------|---------|---------|---------|---------|
| Bed and Pillow, | 72 × 36 | 84 × 30 | 88 × 29 | 88 × 32 |
| | 3/-/- | 3/3/- | 3/10/- | 3/15/- |
| | 88 × 37 | 88 × 39 | 88 × 50 | 97 × 63 |
| | 4/-/- | 4/10/- | 5/10/- | 7/7- |

| | | | |
|----------------|--------|--------|--------|
| Swimming Belt, | 36 × 6 | 40 × 6 | 40 × 8 |
| | 9/6 | 12/6 | 14/6 |

| | | | | |
|---|---------|---------|---------|---------|
| Water Cushion, for sloughing of the sacrum, per lb. 6/6 | | | | |
| | 16 × 12 | 16 × 14 | 18 × 15 | 18 × 18 |
| | 18 × 22 | 18 × 24 | 18 × 26 | |

| | | | | |
|----------------------------|--------|--------|--------|--------|
| Water Cushion, per lb. 6/6 | | | | |
| 16 in. | 17 in. | 18 in. | 19 in. | 20 in. |

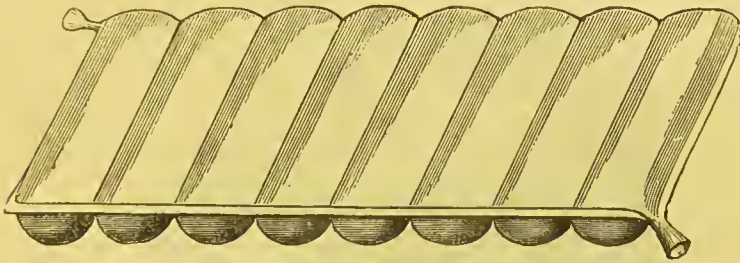


FIG. 790.

| | | | | | |
|---|---------|---------|---------|---------|-----------------|
| Water Bed, Fig. 790, per lb. 6/6 | | | | | |
| | 30 × 24 | 48 × 34 | 50 × 27 | 66 × 24 | 72 × 30 |
| | | | | | 72 × 36 |
| Waterproof Bed Sheet | | | | | per yard £0 3 6 |
| Ditto ditto double width | | | | | 0 7 0 |
| Waterproof Bed Sheet, with funnel in centre | | | | | 1 12 6 |
| Inflating Bellows for above | | | | | 0 8 0 |
| Water Bottle for the Feet or Stomach | | | | | per lb. 0 6 6 |
| | 6 × 12 | 6 × 10 | 14 × 8 | | |



MICROSCOPES AND APPARATUS.




FIG. 791.

- 1. Arnold and Sons' Student's Microscope, with rack adjustment, revolving diaphragm, bronzed stand, $\frac{1}{2}$ -inch and 1-inch object glasses, live box, and forceps, in cabinet, complete £2 10 0
- No. 2. Arnold and Sons' Student's Microscope, with rack adjustment, revolving diaphragm, brass stand, $\frac{1}{4}$ -inch, $\frac{1}{2}$ -inch, and 1-inch object glasses, live box, dissecting forceps, with four objects, in mahogany cabinet, complete 3 3 0

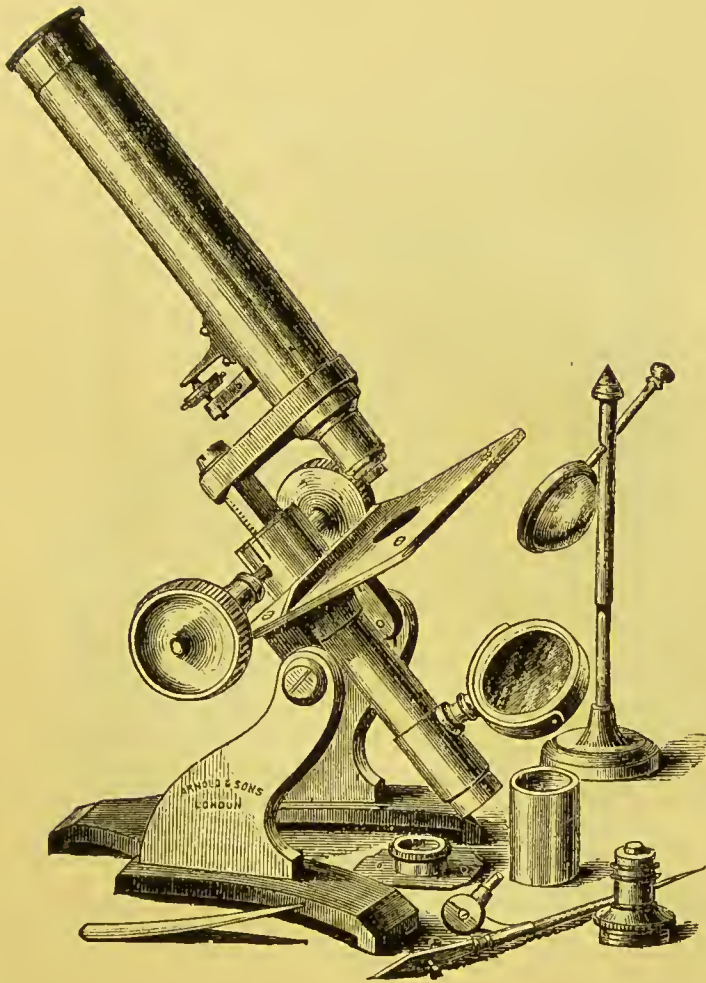


FIG. 792.

No. 3. Arnold and Sons' Educational Microscope, with coarse and fine rackwork adjustments, brass stand, $\frac{1}{4}$ -inch, $\frac{1}{2}$ -inch, and 1-inch object glasses, stand condenser, live box, stage and dissecting forceps, &c., in mahogany cabinet, complete, Fig. 792 £5 0 0




FIG. 793.

No. 4. Arnold and Sons' University Microscope, with coarse and fine adjustments, circular spring stage, revolving diaphragm, bronzed stand, $\frac{1}{4}$ -inch, $\frac{1}{2}$ -inch, and 1-inch object-glasses, stand condenser, live box, stage forceps, dissecting forceps, in mahogany cabinet, complete, Fig. 793 £5 5 0

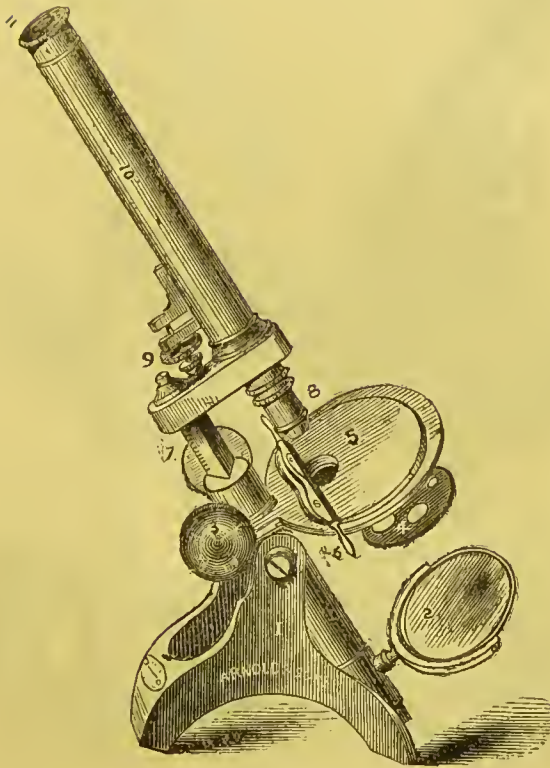


FIG. 794.

No. 5. Professor Axe's Improved Microscope, with circular stage, by which means the object is easily and steadily moved in any direction, rackwork and fine adjustment, fitted with c eye-piece, and $\frac{1}{5}$ th and 1-inch best English achromatic objectives, complete, in mahogany cabinet, Fig. 794 £6 0 0




FIG. 795.

No. 6. Arnold and Sons' Improved Microscope, with coarse and fine rackwork adjustments, brass stand, sliding spring stage, revolving diaphragm, B eye-piece, stand condenser, $\frac{1}{4}$ -inch, $\frac{1}{2}$ -inch, and 1-inch object glasses, live box, stage and dissecting forceps, with six objects, in mahogany cabinet, complete, Fig. 795 . £6 6 0

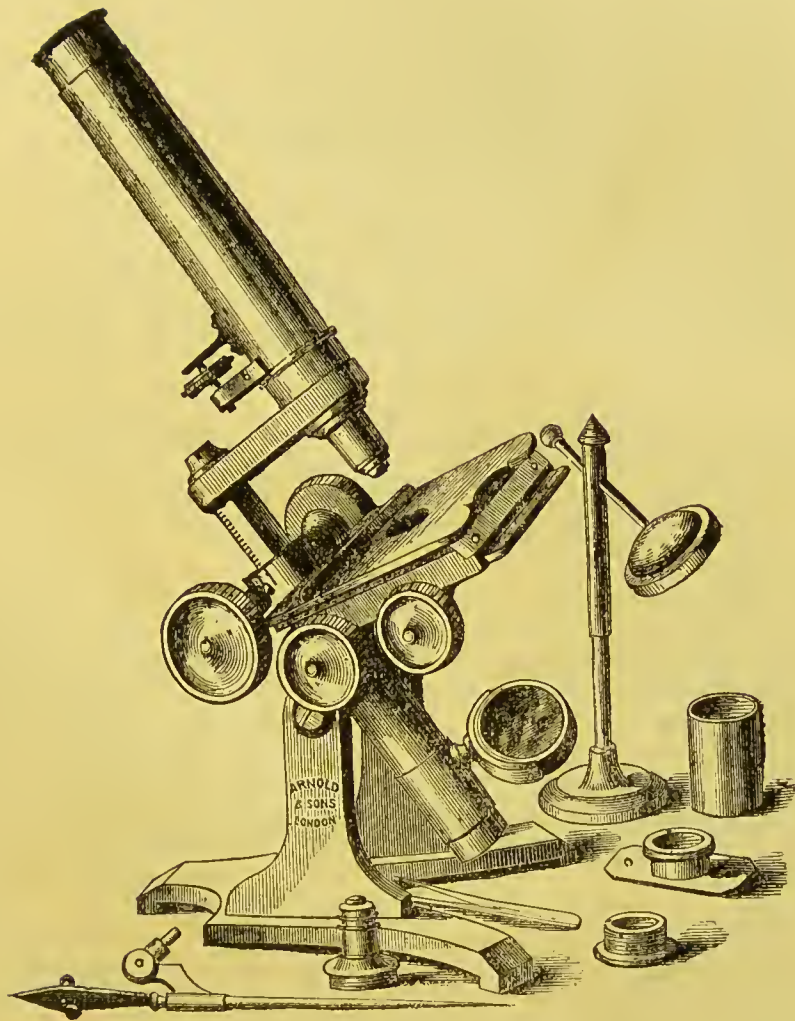


FIG. 796.

No. 7. Arnold and Sons' Improved Microscope, with coarse and fine adjustments, solid brass stand, with rack and rotary stage, large mirror, revolving diaphragm, eye-piece, $\frac{1}{4}$ -inch and 1-inch best achromatic object glasses, stand condenser, live box, stage and dissecting forceps, in mahogany cabinet, complete, Fig. 796 . £9 9 0

No. 8. Arnold and Sons' Improved Microscope, with coarse and fine adjustments, brass tube to body, double mechanical stage, large double mirror, revolving diaphragm, A and B eye-pieces, $\frac{1}{4}$ -inch, $\frac{1}{2}$ -inch, and 1-inch best achromatic object glasses, stand condenser, stage and dissecting forceps, live box, and spot lens, in mahogany cabinet, complete £14 14 0

No. 9. Arnold and Sons' Improved extra superior Microscope, with every modern improvement, coarse and fine adjustments, draw tube to body, B and C eye-pieces, double mechanical stage, with clamping and revolving slider holder, large double mirror, with every adjustment, diaphragm, &c., $\frac{1}{4}$ -inch, $\frac{1}{2}$ -inch, and 1-inch object glasses, polarizing apparatus and selenite, large bull's-eye, condenser on stand, stage and dissecting forceps, live box and spot lens, complete, in mahogany cabinet 20 0 0

All the above Instruments are fitted with the Universal Screw for Object Glasses.

| | | | |
|---|------|----------------|--------|
| Polarizing Apparatus | 1 | 5 | 0 |
| Ditto extra large prisms | 1 | 15 | 0 |
| Wenham's Parabolic Illuminator, with adjusting stop | 1 | 5 | 0 |
| Spotted Lens, for dark ground illumination | 7s | 6d. | 0 12 0 |
| Stand Condenser | 7s. | 6d., 12s. 6d., | 0 15 0 |
| Live Box | 2s. | 6d., 3s. 6d., | 0 6 6 |
| Achromatic Spot Lens Condenser, with stops and fittings, complete, for resolving test objects | 2 | 2 | 0 |
| Mechanical Stage, fitted to any microscope, £1 10s., £2 10s., | 3 | 0 | 0 |
| Eye-pieces | 7s. | 6., 10s. 6d., | 0 12 6 |
| Stage Forceps | 5s. | 6d., | 0 7 6 |
| Stage Micrometer | 0 | 4 | 6 |
| Eye-piece ditto | 6s. | | 0 8 6 |
| Camera Lucida | 5s. | | 0 10 0 |
| Glass Plates | 1s. | | 0 1 6 |
| Microscopic Syringe, with stopcock and three pipes, in case | 1 | 1 | 0 |
| Frog Plates | 7s. | | 0 10 6 |
| Glass Slides, Hollow | 0 | 0 | 6 |
| Hand Magnifiers, for dissecting | from | | 0 1 0 |
| Turn Tables | 4s. | 6d., | 0 6 6 |
| Silver Parabolic Reflector on stand, with ball-and-socket joint | 0 | 12 | 6 |




FIG. 797.

Scissors, Microscopic, Fig. 797 £0 4 6



FIG. 798.

Forceps, Microscopic, Fig. 798 0 2 0



FIG. 799.

Scalpel, Microscopic, Fig. 799 0 2 0



FIG. 800.

Needle, Microscopic, Fig. 800 0 0 6

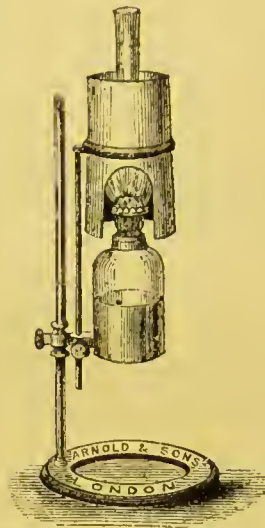


FIG. 801.

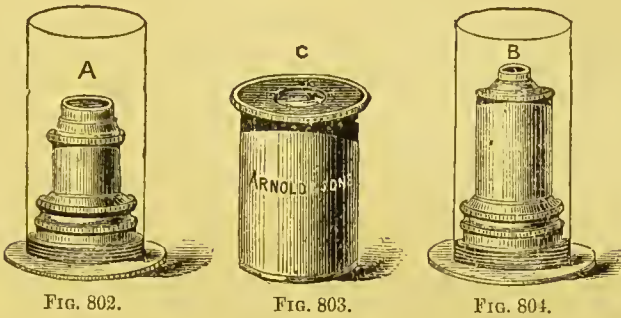
Microscopic Lamp, Arnold and Sons' Improved, Fig. 801
12s. 6d. and £0 15 0

Is fitted with HAILLES'S porcelain shade and has all necessary adjustments; the glass reservoir is protected by a brass case, from which it can be readily removed, and in which it rotates, so that either the edge or flat side of the flame can be turned towards the opening in the shade. The shade can be adjusted to its proper height in relation to the flame, and clamped in that position by means of the screw facing the observer; the whole can then be moved up or down upon the pillar and clamped at the required height by the screw to the left of cut, without deranging the adjustment of the shade. The Lamp mount is hinged so that the gallery, &c., may be turned back to facilitate the cutting and trimming of the wick.

| | | | | |
|---|------------|---|----|---|
| Canada Balsam | per bottle | 0 | 1 | 0 |
| Marine Glue | ditto | 0 | 1 | 0 |
| Gold Size | ditto | 0 | 1 | 0 |
| Glycerine | ditto | 0 | 1 | 0 |
| Glass Slips, 3 × 1, unground | per dozen | 0 | 0 | 6 |
| Ditto ground | ditto | 0 | 0 | 9 |
| Folding Book Cases for six dozen slides to lie flat | | 0 | 5 | 6 |
| Opalised Glass Stage Plates | | 0 | 0 | 6 |
| Object Boxes for two dozen | | 0 | 1 | 0 |
| Ditto new six-tray, for three dozen | | 0 | 3 | 6 |
| Animalcule Cages | 6s. 6d., | 0 | 12 | 0 |
| Ditto Tubes, set of, in case | 2s., | 0 | 5 | 0 |
| Thin Glass Squares and Circles, various sizes | per oz. | 0 | 5 | 6 |

ENGLISH ACHROMATIC OBJECT GLASSES.

BEST QUALITY.



THESE ARE GUARANTEED.

| Object-glasses. | Angular aperture. | Magnifying powers with the various eye-pieces. | | | | | | Price. | | |
|-----------------|-------------------|--|------|------|------|------|-------|--------|----|----|
| | | A | B | C | D | E | F | | | |
| 5 inches | 7 degs. | 8 | 13 | 24 | 36 | 52 | 72 | £ | s. | d. |
| 4 " | 9 " | 10 | 16 | 30 | 45 | 65 | 90 | 1 | 10 | 0 |
| 3 " | 12 " | 13 | 20 | 35 | 56 | 84 | 112 | 3 | 0 | 0 |
| 2 " | 15 " | 20 | 32 | 55 | 90 | 135 | 180 | 3 | 0 | 0 |
| 1½ " | 20 " | 25 | 40 | 70 | 112 | 168 | 224 | 3 | 0 | 0 |
| 1 " | 15 " | 37 | 60 | 105 | 170 | 255 | 340 | 2 | 0 | 0 |
| 1 " | 25 " | 37 | 60 | 105 | 170 | 255 | 340 | 3 | 10 | 0 |
| 1 ⅔ " | 35 " | 60 | 100 | 145 | 270 | 405 | 540 | 3 | 10 | 0 |
| 1 ½ " | 90 " | 95 | 150 | 265 | 420 | 630 | 840 | 4 | 4 | 0 |
| 1 ⅓ " | 95 " | 150 | 250 | 400 | 700 | 1000 | 1400 | 4 | 10 | 0 |
| 1 ⅓ " | 100 " | 270 | 425 | 630 | 1200 | 1600 | 2200 | 5 | 5 | 0 |
| 1 ⅓ " | 120 " | 270 | 425 | 630 | 1200 | 1600 | 2200 | 5 | 5 | 0 |
| 1 ⅓ " | 140 " | 550 | 840 | 1300 | 2400 | 3200 | 4400 | 7 | 7 | 0 |
| 1 ⅓ " | 170 " | 900 | 1500 | 2200 | 3600 | 5400 | 6400 | 10 | 10 | 0 |
| 1 ⅓ " | 170 " | 1300 | 2000 | 3000 | 5700 | 7600 | 10300 | 21 | 0 | 0 |

Object-glasses of Foreign Manufacture, best quality, ¼ in. £1 1 0
 Ditto ditto ditto ½ in. 1 0 0

MICROSCOPIC OBJECTS

Of the highest attainable perfection, comprising every branch of Microscopy, Anatomy, Physiology, Morbid Tissues, Toxicology, Materia Medica, Botany, Entomology, Geology, Mineralogy, &c. Some first-class preparations selected from the productions of Möller, Bourgogne, Rodig and other foreign artists, with valuable accessions from the stock and materials of the late C. M. Topping. From the above, selections may be made in any of the departments composed of 12, 24, or 36 slides or more (the prices of the majority being 1s. 6d. each), for the use of Professors, Teachers, and Students, as well as Typical Illustrations of Acute and Chronic Diseases for the use of Physicians and Surgeons, of which the following is a synopsis :

| | | | |
|---|-------------|---|-----|
| A set of Slides (12) illustrating the growth and structure of human bone, in case | £1 | 4 | 0 |
| A set of Slides (12). Urinary deposits, consisting of specimens of oxalate of lime, lithic acid, dumb-bell lithic acid, dumb-bell oxalate of lime, carbonate of lime, spermatozoa, cystic oxide, phosphates, hippuric acid, urea, urate of soda, purpurate of ammonia | 1 | 1 | 0 |
| 12 to 72 Slides illustrating Human Anatomy and Physiology | each | 0 | 2 0 |
| 12 to 36 ditto that of the Lower Animals | each | 0 | 2 0 |
| 12 to 72 ditto Morbid Tissues in Acute and Chronic Disease | | 0 | 2 0 |
| 12 to 36 Urinary Deposits in Acute and Chronic Disease | | 0 | 1 6 |
| 12 to 36 Blood Discs, Spermatozoa, Pigment Cells, &c. | | 0 | 1 6 |
| 12 to 24 Entozoa, Epizoa, &c. | | 0 | 1 6 |
| 18 Beautiful Preparations, Sections of the Human Eye Series | | 2 | 5 0 |
| 12 Slides illustrating the Development and Growth of Human Bone | | 1 | 4 0 |
| 12 to 48 Hair, Bone, Teeth, Shell, Spine, Scales, &c. | | 0 | 1 6 |
| 12 to 36 Slides, Toxicology and the Materia Medica | 1s. 6d. and | 0 | 2 0 |

| | |
|--|-------------------|
| 12 to 36 Test Objects for Lower and Highest Achromatic Objectors, Möller's Typen Platte, 400 Diatoms and Catalogue | £4 0 0 |
| Ditto 100 Diatoms and Catalogue | £1 5s. and 1 10 0 |
| Ditto Test Plattes, 20 Test Diatoms, Dry Balsam | £1, 0 12 0 |
| Wheeler's ditto 60 Foraminifera and Catalogue | 1 1 0 |
| Webb's Micro-writing on Glass and Test Lines ruled after Nobert | 1s. 6d. to 5 0 0 |
| Dalton's Artistic Groups of Flowers, Butterflies, Birds | 5s. to 2 0 0 |
| 12 to 72 Slides, a Series on the Organic Structure of Plants | each 0 1 6 |
| 12 to 96 Slides of Recent and Fossil Diatomaceæ | each 0 1 6 |
| 12 to 108 Micro-Photographs | each 0 1 0 |

Every preparation from the animal, vegetable, or mineral kingdoms, for the microscope, supplied to order.

OSTEOLOGICAL PREPARATIONS.

| | |
|---|---------------------|
| Disarticulated Human Skeleton | £8 8s. and 9 9 0 |
| Articulated Human Skeleton | £10 10s. to 12 12 0 |
| Polished mahogany upright case for above | 4 10 0 |
| Disarticulated Head, the bones remounted, <i>in situ</i> , at distances, with sections of middle and inner ear, and preparation of the maxillary vessels and nerves. The whole, on a support, under glass shade | £9 9s. to 13 13 0 |
| Child's Skull, under glass shade, showing first and second dentitions | £3 3s. to 4 4 0 |
| Skull, disarticulated | £3 3s. to 4 4 0 |
| Skull, with a vertical and horizontal section | £2 2s. and 3 3 0 |
| Skull, in seven sections, showing the frontal sinus, antrum, cochlea, semicircular canals, tympanum, and small bones of the internal ear | £4 4s. to 5 5 0 |
| Bones of the Upper Extremity, with scapula and clavicle so articulated as to allow of demonstration of the various dislocations | 2 10 0 |
| Bones of the Lower Extremity, with Os innominatum articulated in a similar manner | 2 10 0 |
| Set of Vertebrae, strung on cord | £1 5s. to 1 10 0 |
| Female pelvis, with ligaments | £2 5s. and 2 10 0 |

| | | |
|--|--------------|---------|
| Fœtal heads, each | 10s. 6d. and | £0 15 0 |
| Student's Set of Bones, consisting of a skull, with one (horizontal) section; the vertebral column, os innominatum, sacrum and coccyx; sternum; one hand and one foot on catgut, and the ribs, scapula, clavicle, humerus, radius, ulna, femur, patella, tibia, and fibula of one side | £3 10s. to | 4 10 0 |
| Student's Set of Bones, consisting of a disarticulated skeleton, a skull with a horizontal and vertical section, and a disarticulated skull | £10 10s. to | 12 12 0 |
| Feet on catgut | 8s. 6d. and | 0 10 6 |
| Hands on catgut | 8s. 6d. and | 0 10 6 |
| Two Temporal Bones, cut in various directions, to show completely the anatomy of the internal ear | | 1 15 0 |
| Leather Figure (including a natural female pelvis) with leather fœtus and placenta for obstetric demonstrations | | 5 5 0 |

CHIROPODISTS' INSTRUMENTS.

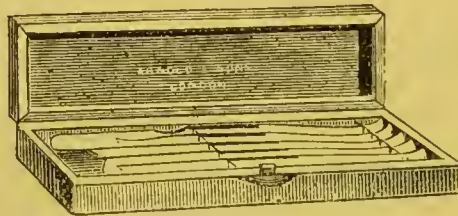


FIG. 805.

| | | |
|---|--|--------|
| No. 1. Arnold's Chiropodists' Case, containing two Knives and Corn File, in ivory handles | | 0 7 6 |
| No. 2. Ditto Leather Case, containing four Knives and Corn File, in ivory handles | | 0 15 0 |
| No. 3. Ditto Morocco-leather Case, containing four Knives, Corn File, in ivory handles, pair of Scissors, pair of Spring Forceps, Fig. 805 | | 0 18 6 |
| No. 4. Ditto Superior Morocco-leather Case, containing five Knives, Corn File, in ivory handles, strong Scissors, Spring Forceps, Double Tenaculum, Improved Nail Nippers | | 1 10 0 |
| Improved Corn Knife | | 0 2 0 |
| Ditto ditto in leather case | | 0 2 6 |

| | | | |
|---|----|---|---|
| Pond's Corn Knife, in ivory handle | £0 | 3 | 6 |
| Corn Knife, spring-back, in ivory, for the pocket | 0 | 3 | 6 |
| Ditto in ivory, two blades | 0 | 4 | 6 |

Chiropodists' Cabinets fitted to order.

ENTOMOLOGICAL INSTRUMENTS.

| | | | |
|--|---|----|---|
| No. 1. Case, containing four fine Knives in ivory handles, various patterns, and Spring Forceps | 0 | 10 | 6 |
| No. 2. Leather Case, containing five fine Knives in ivory handles, various patterns, pair Scissors, and Spring Forceps | 0 | 16 | 0 |
| No. 3. Superior Morocco-leather Case, containing five Knives in ivory handles, various patterns, Improved Scissors, Spring Forceps, and two fine Hooks | 1 | 0 | 0 |
| Entomological Forceps, various patterns | 0 | 3 | 6 |
| Ditto Knives ditto | 0 | 2 | 0 |
| Ditto Hooks ditto | 0 | 2 | 0 |
| Valentin's Section Knife | 0 | 13 | 0 |
| Ditto ditto complete in case | 0 | 17 | 6 |




FIG. 806.

| | | | |
|---|---|----|---|
| Arnold and Sons' Improved Section Knife, Fig. 806 | 0 | 15 | 0 |
| Ditto ditto in case | 0 | 18 | 6 |
| Johnson's Improved Section Knife, in case | 0 | 12 | 6 |

MEDICINE CHESTS.

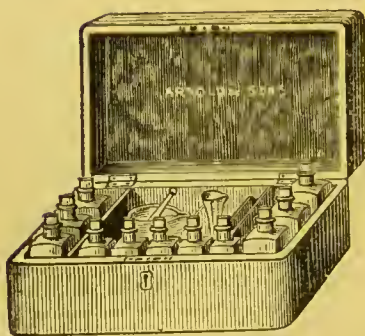


FIG. 807.




FIG. 808.

- | | |
|---|--------|
| No. 1. Flat solid Leather Chest, containing 4 $\frac{1}{2}$ -oz., 4 2-oz., 4 ivory-top Pill Bottles, and Measure | £1 5 0 |
| No. 2. Solid Leather Chest, lined with leather and blue silk velvet, $7\frac{1}{2} \times 5\frac{1}{4} \times 4\frac{1}{2}$ in., and contains ten Stopped Bottles, four wood-top Pill Bottles, Measure, and Scales | 1 15 0 |
| Ditto, 12 bottles | 1 17 6 |
| No. 3. Mahogany Chest with white bottles, Fig. 807 $11 \times 6\frac{1}{4} \times 5\frac{3}{4}$ in., and contains 2 4 oz., 4 2-oz., and 5 1-oz. Bottles, Mortar, Measure, Scales, and Knife. The lid is lined with velvet, and the lips and stoppers of the bottles are cut | 1 7 6 |
| Ditto Oak, and green bottles | 1 4 0 |
| No. 4. Mahogany Chest, with white bottles, Fig. 808, $10 \times 8 \times 6$ in., and contains 4 4-oz., 6 2-oz., and 5 1-oz. Bottles, Scales, Mortar, Measure, and Knife. The lid is lined with velvet, and the lips and stoppers of the bottles are cut | 1 15 0 |
| Ditto Oak, and green bottles | 1 10 0 |
| No. 5. Mahogany Chest with white bottles, $12\frac{1}{2} \times 9\frac{1}{2} \times 7$ in., and contains 8 8-oz., 4 4-oz., and 10 2-oz. Bottles, with Tray containing Scales and Knife, 2 Bottles, 2 Pots, Mortar, and Measure under the tray. The lid is lined with velvet, and the lips and stoppers of the bottles are cut | 2 5 0 |
| Ditto Oak, and green bottles | 2 0 0 |

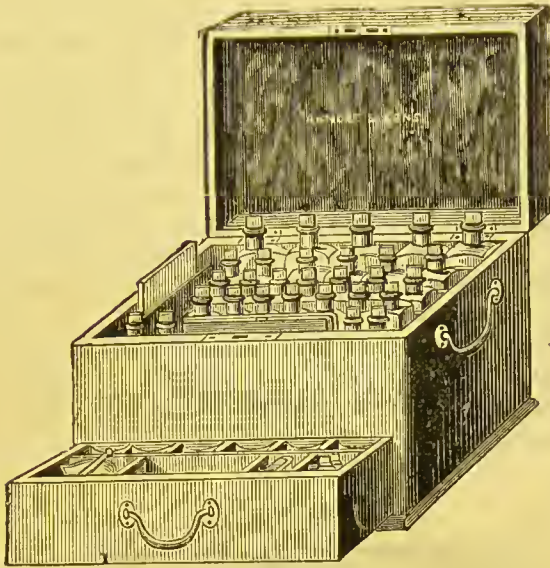


FIG. 809.

No. 6. Mahogany Chest with white bottles, Fig. 809, $14\frac{1}{2} \times 10\frac{1}{4} \times 10$, and contains 5 8-oz., 6 4-oz., 12 2-oz., and 4 1-oz. bottles, Pill Tile in the body, 5 3-oz. Pots, 3 1-oz. Bottles, Mortar, Measure, Scales, Knife, and space in the drawer. The lid is lined with velvet, and the lips and stoppers of the bottles are cut £3 10 0

Ditto Oak, and green bottles 3 3 0

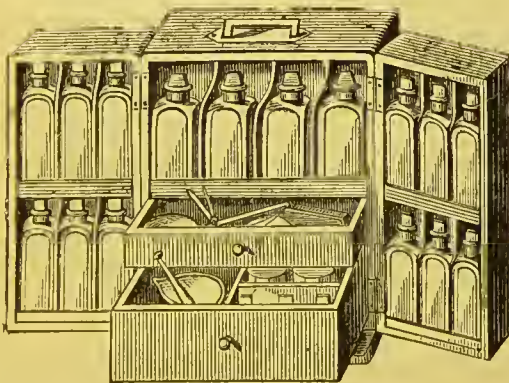


FIG. 810.

No. 7. Spanish Mahogany Folding Chest, Fig. 810, lined with silk velvet, containing 8 4-oz. and 12 $1\frac{1}{2}$ -oz. Bottles in the body and wings; 3 small Bottles, 2 plated-

top Pots, Mortar, Measure, Scales, and Knife, in the drawers; 4 of the 4-oz. bottles take out at the back; $10\frac{1}{2} \times 8\frac{1}{2} \times 7$ in. when shut. The lips and stoppers of the bottles are cut £4 0 0

No. 8. Ship's Medicine Chest for 10 men; contains 12 1-oz., 9 2-oz., 7 4-oz., 2 8-oz., and 3 pt. Chest Squares, 3 Pots, Mortar, and Pestle, Scales, Knife, Measure, Pewter Pot, Slab, Syringe, Spoon, Lancet, and Scissors 2 2 0

No. 9. Ditto, 20 men; contains 22 2-oz., 6 4-oz., 6 8-oz., and 10 pt. Chest Squares, 4 pots, Mortar and Pestle, Measure, Scales, Slab, 2 Lancets, 2 Spoons, Syringe, Scissors, Knife, and Pewter Pot 2 15 0

No. 10. Ditto, 30 men; containing 4 1-oz., 8 2-oz., 14 4-oz., 8 8-oz., and 16 pt. Chest Squares, 5 Pots, Mortar and Pestle, Scales, Slab, Measure, 2 Lancets, 2 Spoons, 2 Syringes, Scissors, Knife, and Pewter Pot 3 3 0

OPEN.




FIG. 811.

No. 11. Portable Dispensing Cabinet, admirably adapted for gentlemen of the Medical Profession, containing every necessary for the compounding of medicines. The front and ends are of solid French-polished Spanish mahogany, the carcase of deal, all prepared suitable for any climate; when closed, forming a very neat and handsome piece of

furniture. The dimensions are 6 ft. 8 in. high, 4 ft. 6 in. wide, and 2 ft. from back to front. The top cornice is hollow, forming a long cupboard for articles as leg splints, &c. The small pilasters on each side open as doors, and the insides are fitted with shelves. The centre is enclosed by two folding doors, together with the back divided into compartments, to receive 128 flint glass stoppered bottles, and stone pots, various sizes, all handsomely labeled in gold, and four small drawers at bottom for scales, &c. The bottom pedestal is fitted with eight large drawers, partitioned for phials, bottles, corks, &c., making them equal to 20 of the usual size chemists' drawers. The cupboards at each side are fitted with strong shelves for mortars, &c. The fronts of the drawers are furnished with strong brass drop handles, and the cupboards secured by good locks and bolts (as Figs. 811 and 812)

£31 0 0

CLOSED.




FIG. 812.

No. 12. Ditto, made of deal, painted and grained oak, or to represent any other wood to order, and the table top of French-polished Mahogany, and flint glass screw knobs to the drawers 22 0 0

Estimates forwarded if required in any fancy woods, as bird's-eye maple, walnut, rosewood, &c.—If packed for shipment, measurement 44 feet cube.

CONTENTS.—9 1-lb. stone pots, with tin japanned covers and gold labels. 14 4-oz. ditto. 12 pint flint glass wide mouth stoppered rounds, with gold labels. 15 pint flint glass narrow ditto. 28 8-oz. flint glass narrow ditto. 14 8-oz. flint glass wide ditto. 18 4-oz. flint glass wide ditto. 18 4-oz. flint glass narrow ditto. 1 pill machine, with rollers to cut 12 pills. 1 pair of 1-lb. copper pan hand scales. 1 set of flat brass weights, 1 lb. to $\frac{1}{4}$ oz. 1 each composition mortars and pestles, Nos. 1, 5. 1 $\frac{1}{2}$ -pint iron mortar and pestle. 1 each composition funnels, Nos. 2, 4, 5. 1 pint white infusion pot. 1 8-in. composition pill slab. 1 each graduated glass measure drop, 1 oz., 2 oz., and 4 oz. 1 pair of box-end beam grain scales, glass pans and weights. 2 pairs of scissors. 1 each plaster spatulas, 4 in., 5 in., 7 in. 1 plaster spreading iron.

MISCELLANEOUS.

| | | | |
|--|----|----|---|
| Actual Cauterics of all shapes | £0 | 4 | 6 |
| Acupressure Needle, Simpson's | 0 | 0 | 6 |
| Acupuncture Needle | 0 | 1 | 0 |
| Adhesive Plaster, very superior per yard | 0 | 0 | 6 |
| Æsthesiometer, Dr. Sieveking's, in case complete | 0 | 18 | 0 |



FIG. 813.

Alimentary Tube, Arnold and Sons' Improved, Fig. 813 . 0 5 0

To enable those suffering from Rheumatic Affections, &c., to drink without rising from the bed or causing any inconvenience. The clip fastened to the glass or basin having a swivel joint prevents the patient, by the motion of his head, from overturning the liquid,—a desideratum hitherto unattained. This Tube is invaluable for cooling drinks in Fever cases.

| | | | |
|--|-----|----|-----|
| Ambulance, can be used to convey patients from the operating theatre to the hospital wards, or as an ambulance | £16 | 0 | 0 |
| Ditto with india-rubber tiers | 18 | 10 | 0 |
| Waterproof Tilt Cover, closed at ends, with hoops complete, fitted to ambulance extra | 3 | 10 | 0 |
| Apparatus for Suspended Animation, Richardson's | 0 | 17 | 6 |
| Arm Rest, padded, complete | 0 | 10 | 6 |
| Artificial Leech Apparatus, complete in case | 3 | 3 | 0 |
| Ditto Baron Heurteloupe's | 1 | 10 | 0 |
| Bed Pans, metal | 6s. | 0 | 7 6 |




FIG. 814.

Bed Rest, Arnold and Sons' Improved, portable, with iron folding frame, and canvas back, Fig. 814 1 15 0

This portable rest is very light, and when folded occupies very little room, and the canvas can be easily removed and washed.




FIG. 815.

Bed Rest, Arnold and Sons' Improved, with adjustable quadrant, padded at sides and back, complete, Fig. 815, £1 5 0
 Ditto plain wood 0 12 0

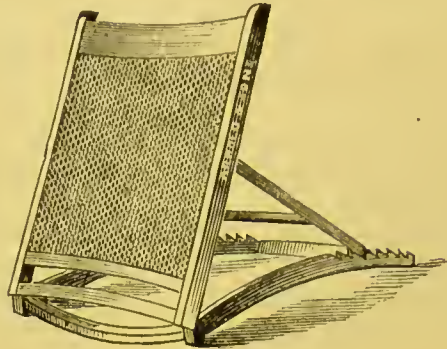


FIG. 816.

Bed Rest, Arnold and Sons' Improved, with regulating cane back, Fig. 816 £2 2 0




FIG. 817.

| | | | |
|---|----|-----|-----------|
| Bed Slipper, Blower's porcelain, Fig. 817 | 0 | 5 | 6 |
| Ditto ditto covered flannel | 0 | 6 | 6 |
| Bird-stuffing Instruments, complete in case | 1 | 5 | 0 |
| Bleeding Bason, earthenware | 0 | 2 | 0 |
| Ditto pewter 3s., 4s., | 0 | 5 | 0 |
| Boric Lint per lb. | 0 | 2 | 6 |
| Cabinets for Dispensing from | £5 | 5s. | to 25 0 0 |

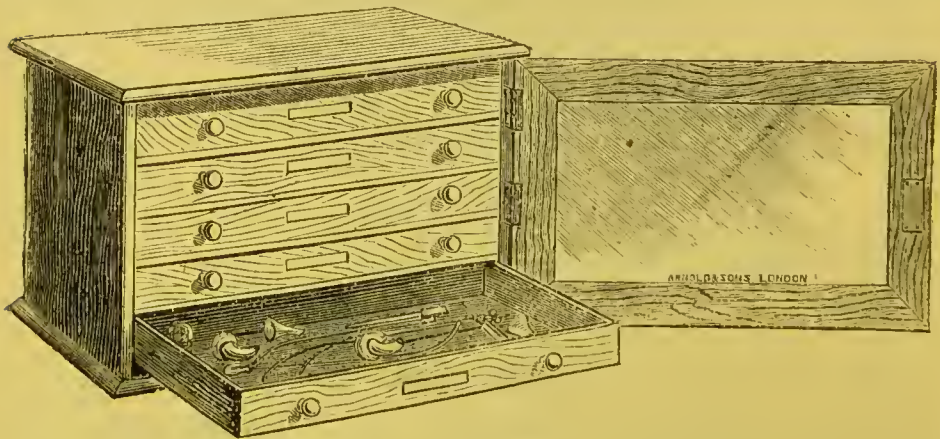


FIG. 818.

Cabinets for Instruments, Arnold and Sons' Improved, in mahogany, walnut, or oak, Fig 818 from £5 10s. to £10 10 0

| | | | | |
|---|------------|----|---|---|
| Camel-hair Pencils, assorted | per gross | £0 | 6 | 0 |
| Carbolic Acid Diffuser, Goddard's | | 0 | 2 | 0 |
| Carbolic Plaster | per yard | 0 | 3 | 0 |
| Carbolized Catgut Ligature, Lister's | per bottle | 0 | 1 | 0 |
| Carbolized Gauze for dressing, Lister's | per yard | 0 | 0 | 6 |
| Carbolized Wool, in tin case | per lb. | 0 | 5 | 0 |
| Carrying Chairs | from | 5 | 5 | 0 |
| Chloral Lint | per lb. | 0 | 5 | 0 |
| Cork Pressers | | 0 | 2 | 6 |
| Cotton Wool | per lb. | 0 | 2 | 6 |
| Dental Syringe, vulcanite | | 0 | 4 | 6 |
| Drainage Wires, Retentive and Hastate Knife, by Mr. Richard Davy. | | | | |

Extract from *New Inventions in Surgical Mechanism*:—"I have treated hundreds of abscesses by means of these instruments, and have thereby economised scars. The hastate knife opens the sac of the abscess, then the wire let in the fine end of tube is introduced through the punctured skin; reaching the sac the elastic wings expand, and retention is maintained at the surgeon's discretion."



FIG. 819.




FIG. 820.

Fig. 819 shows the tube closed, and Fig. 820 with the spring open.

| | | | | |
|---|----------|---|---|---|
| Drainage Tube, silver, self-retaining, by Mr. Callender, Figs. 819 and 820 | each | 0 | 5 | 0 |
| Ditto self-retaining, india rubber, as used by Mr. Morant Baker | | 0 | 3 | 6 |
| Drainage Tubing, india rubber | per yard | 0 | 1 | 6 |
| Ditto Tubes, gilt wire, various sizes | each | 0 | 1 | 0 |
| Endoscope, Warwick's, complete, for examining the bladder, urethra, rectum, &c. | | 6 | 6 | 0 |

Endoscope, Arnold and Sons' Improved, for examining the urethra, bladder, rectum, and fitted with tongue speculum and laryngeal mirrors, extra tube with glass and mirror and three ear speeulums, complete, in moroeco case £7 10 0



FIG. 821.



FIG. 822.

Improved Iridectomy Instrument, by Mr. Louis King,
Figs. 821 and 822 1 1 0

Letter from Mr. Louis King:—"The Iridectomy Instrument, which has been most carefully made for me by Messrs. Arnold and Sons, is a combination of needle and hook used in the operation, a guard being added so as to obviate the difficulty of removing the hook after a portion of the iris has been caught up. The fact of the hook and needle being combined in one instrument tends to facilitate the operation by rendering only one puncture of the cornea necessary, and so preventing the escape of fluid during the operation."

In using the instrument care should be taken to place the thumb firmly on the button which is attached to the guard. As soon as it has been passed far enough into the eye a slight movement of the thumb will expose the hook, by which the iris may be caught up; the guard should then be returned by a second movement of the thumb, and the instrument removed, the operation being completed in the usual manner.

| | | | |
|--|----------|----|------|
| Exploring Syringe, Dr. Protheroe Smith's, complete | 2 | 2 | 0 |
| Ditto Dr. Bresquen's | 1 | 10 | 0 |
| Ditto Dr. Vanzatti's | 2 | 2 | 0 |
| Feeding Bottle, O'Connell's | 0 | 5 | 0 |
| Ditto Mather's | 1s. | 0 | 2 0 |
| Filter, Lipseombe's | Ss. to | 2 | 2 0 |
| Ditto Atkins' | 5s. to | 2 | 2 0 |
| Finger Stalls, best rubber | per doz. | 0 | 2 6 |
| Forceps, Wathen's, for removing starch bandage | | 0 | 17 6 |
| French Shears, for removing starch bandage | | 0 | 10 6 |
| Gutta-percha Tissue | per yard | 0 | 2 0 |

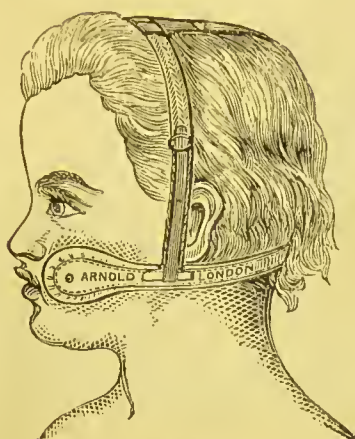


FIG. 823.

Harelip Compress, Arnold and Sons' Improved, Fig. 823 £1 1 0
 Measurement required circumference round head taken at level of upper lip.

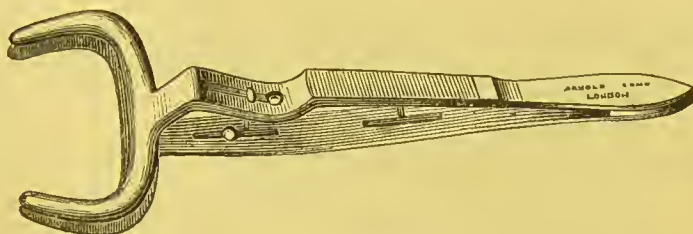


FIG. 824.

Harelip Forceps, Arnold and Sons' Improved, Fig. 824 . 1 0 0



FIG. 825.

| | | | |
|--|---|----|---|
| Harelip Forceps, Smith's, Fig. 825 | 1 | 0 | 0 |
| Ditto parallel blades | 1 | 17 | 6 |
| Ditto with scalpel, in case complete | 1 | 7 | 6 |

| | | | |
|--|----|----|---|
| Harelip Scissors, sliding | £0 | 8 | 6 |
| Hospital Bedstead, with chair and cross handle | 2 | 10 | 0 |
| Ditto Cots, iron | 2 | 10 | 0 |
| Hospital Stretcher | 2 | 10 | 0 |

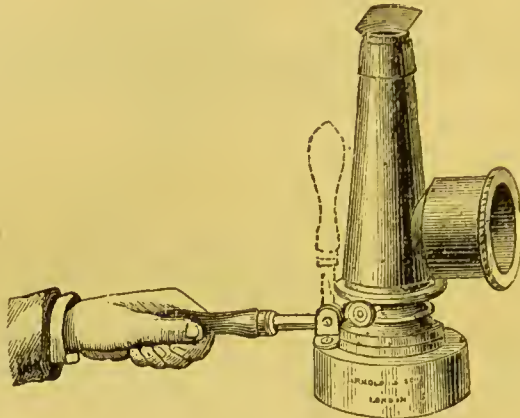


FIG. 826.

Illuminating Hand Lamp, Arnold and Sons' Improved,
for using with speculum, ophthalmoscope, laryngoscope,
&c. The handle is hinged for portability, Fig. 826. . . 1 1 0

Invalid Hammocks, by Mr. Richard Davy.

Vide *British Medical Journal*, August 21st, 1875.

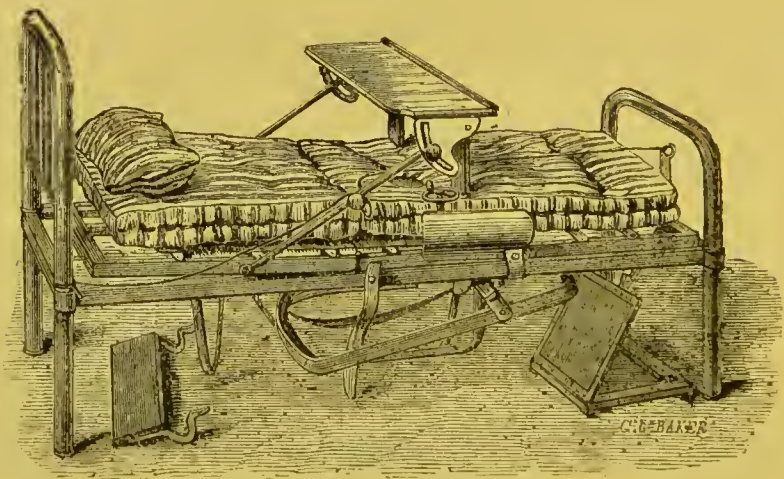


FIG. 827

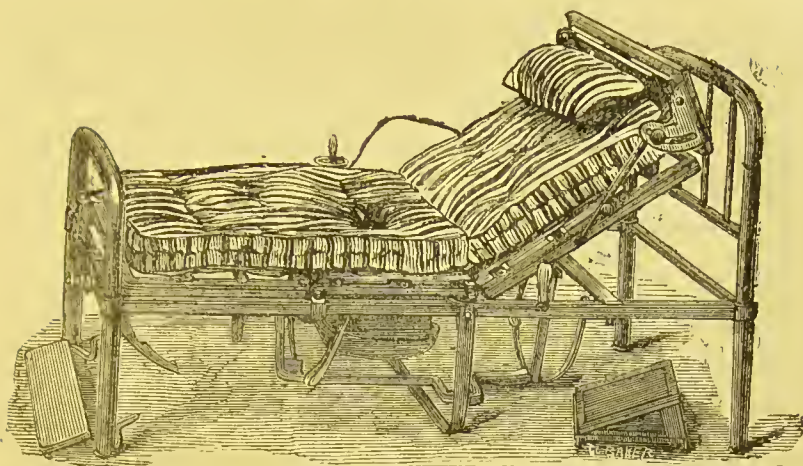


FIG. 828.




FIG. 829.

| | |
|---|------------------------|
| Invalid Bedstead Apparatus (Patented), complete, Figs. 827, 828, and 829 | from £9 9s. to £21 0 0 |
| Chair Appliances only | 5 5 0 |
| Other Appliances | each 3 3 0 |

Fig. 827 shows the bedstead fitted with a movable table; Fig. 828 the couch partly raised (which can be accomplished by the patient without any assistance); Fig. 829 the same bedstead still further elevated to form a chair with reading desk, suitable for a convalescent patient.

It comprises a framework of iron that may be attached to any ordinary three-foot bedstead, and is so constructed that a patient with a very small amount of physical power may be enabled to alter his or her position at any moment without assistance, in the first place, to make it into—

1. A Chair, by holding in the left hand a cord that is attached to the rack at

the foot of the bed, and turning the handle on the right side, the head or body part rises and the foot part descends, and reversing, the whole is brought back to the recumbent position.

2. A table which, when at rest, forms a head board. To bring this into use, the patient simply pulls it down over the head, and fastens the screws; it cannot be capsized, and it reaches right across the bed, which makes it very useful.

A Reading or Writing Desk that requires no fastening, but simply slides on the table.

3. The Commode, by pushing the handle on the left-hand side a cushion of eight inches in diameter falls down, brings the handle back, and the chamber passes under the patient; *vice versâ* returns the chamber, restores the bed without shifting the patient, and in any position.

4. In cases of deep prostration whereby the nurse may be enabled to give food, drink, or change the sufferer, or to replace clean linen, by simply pulling a strap on either side of the bed the patient can be gently turned on to either side. Any part of the apparatus can be supplied separately.

A Foot Board is also attached for the feet, which can be heightened or lowered to suit the patient.

In cases of Bad Legs, Fractures, &c., the foot part being separate can be left level or lowered to any height or position required; this is governed by the cord mentioned in the first part.

| | | | |
|--|----|----|---|
| Invalid Feeder, earthenware | £0 | 1 | 0 |
| Iodine Bottle, Marshall's, with self-supplying glass brush | 0 | 4 | 0 |
| Issue Peas, assorted sizes per 100 | 0 | 2 | 0 |
| Lancets, common, for medicine chests per doz. | 0 | 7 | 6 |
| Leech Conservatories, Buckle's 2s. 6d., 3s., | 0 | 6 | 0 |
| Ditto Tubes, glass per doz. | 0 | 2 | 0 |
| Leg Rest, plain | 0 | 7 | 6 |
| Ditto Arnold and Sons' Improved, padded | 0 | 15 | 6 |




FIG. 830.

| | | | |
|--|---|---|---|
| Leslie's Patent Tape Plaister, Calico, $\frac{1}{4}$ -in., $\frac{1}{2}$ -in., $\frac{3}{4}$ -in., | | | |
| 1-in., $1\frac{1}{2}$ -in., wide, 6 yards long, in tin case, Fig. 830 | 0 | 1 | 0 |
| Ditto ditto brown Holland, $\frac{1}{4}$ -in., $\frac{1}{2}$ - | | | |
| in., $\frac{3}{4}$ -in., 1-in., $1\frac{1}{2}$ -in. wide, 5 yards long in tin case | 0 | 1 | 0 |

This is made specially for use where great strength is required, as in fractures of ribs or limbs.

Leslie's Patent Court Plaister, silk (black or flesh coloured) $\frac{3}{8}$ -in. wide, 3 yards long, in tin case . . . £0 1 0

This plaister is perfect for plaistic operations, often avoiding sutures.

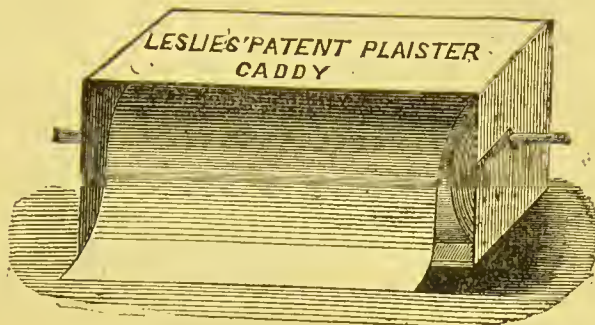


Fig. 831.

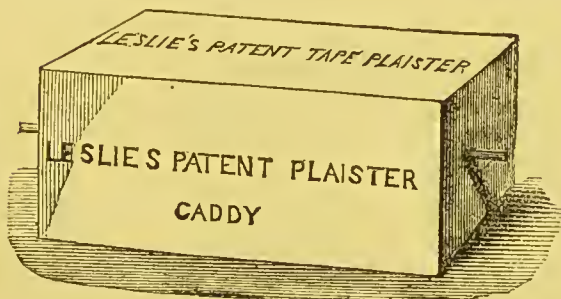


Fig. 832.

Fig. 831 shows the caddy ready for use, and Fig. 832 the caddy closed.

Calico or Brown Holland, 6-in. wide, 10 yards long, in caddy, complete, Figs. 831 and 832 . . . 0 5 0
 Holland Ovals, Nos. 1, 2, 3, 4, per doz. in box . . . 0 4 6
 1s. 6d., 2s. 6d., 3s. 6d., . . . 0 4 6

" Having tried Leslie's Patent Plaister, I am in a position to testify as to its being the best I have yet met with. It is more pliable—more portable—rolling the strips on reels of various width is a convenient arrangement. It keeps well without cracking, and retains its adhesiveness in a tropical climate" (being in use in the Ashantee War).—T. M. BECKLEY, M.A., M.D., LL.D., &c., Surgeon Major, late Senior Medical Officer H.M.S. Victor Emanuel, August 19th, 1874.

| | | | | |
|---|----------|---|----|---|
| Lint, very superior | per lb. | 0 | 3 | 0 |
| Mackintosh Cloth, Lister's | per yard | 0 | 3 | 0 |
| Marine Lint, Picked Oakum, in tin case | per lb. | 0 | 1 | 0 |
| Masticating Knives, Arnold and Sons' Improved | 7s. 6d. | 0 | 10 | 6 |

MEDICATED SUPPOSITORIES, PESSARIES, &C. :

Suppositories (Theobroma Oil).

| | | | |
|--------------------------|------------------|-------|----------------------|
| Acid, Tannic | (Br. Ph., 1867.) | . . . | 3 grains. |
| Lead, Acetate, and Opium | (do.) | . . . | 3 grains & 1 grain. |
| Mercurial Ointment | (do.) | . . . | 5 grains. |
| Morphia, Hydrochlorate | (do.) | . . . | $\frac{1}{2}$ grain. |

| | Grains. | | Grains. |
|-------------------------------|---------|--------------------------------|----------------------|
| Acid, Tannic | . 5 | Lead, Acetate | . 3 |
| Acid, Tannic, and Acetate | | Lead, Acet. and Ext. Belladon. | $\frac{1}{2}$ & 2 |
| Lead | . 3 & 2 | Lead, Iodide | . 2 |
| Acid, Tannic, and Ext. Bella- | | Morphia Hydrochlorate | . $\frac{1}{4}$ or 1 |
| don. | . 2 & 1 | Morphia and Ext. Belladon. | $\frac{1}{2}$ & 3 |
| Aloin and Soap | . 1 & 5 | Morphia and Tannic acid | . $\frac{1}{2}$ & 3 |
| Belladonna, Extract | . 2 | Opium | . 1 or 2 |
| Chloral, Hydrate | . 5 | Opium and Tannic Acid | . 1 & 3 |
| Copper, Acetate | . 2 | Opium and Gallie Acid | . 1 & 2 |
| Copper, Sulphate | . 2 | Santonine | . 5 |
| Gall and Opium | . 5 & 1 | Silver, Nitrate | . 1 |
| Gamboge | . 5 | Zinc, Exsiccated Sulphate | . 2 |
| Iron, Perchloride | . 2 | Zinc, Oxide | . 8 |

Suppositories (with non-greasy basis).

| | | |
|---|-------|----------------------|
| Carbolic Acid, with Soap (Brit. Pharm., 1874) | . . . | 1 grain. |
| Morphia, with Soap (do.) | . . . | $\frac{1}{2}$ grain. |
| Tannic Acid, with Soap (do.) | . . . | 3 grains. |

In boxes of three dozen per box £0 3 0

Pessaries, prepared with Theobroma Oil, and of the two-drachm size, unless otherwise ordered, in boxes of one dozen per box 0 2 0

| | Min. | | Grains. |
|------------------------------|-----------------------|---------------------------|-------------------|
| Acid, Carbolic | . 2 | *Iodine | . 2 |
| | Grains. | Iron, Perchloride | . 5 |
| Acid, Tannic | . 10 | Lead, Acetate | . 7 $\frac{1}{2}$ |
| Acid, Tannic, and Opium | . 6 & 2 | Lead, Acetate, and Opium | . 5 & 2 |
| *Aconitia | . $\frac{1}{32}$ | *Lead, Iodide | . 5 |
| Alum | . 15 | Mercury, Red Oxide | . 2 |
| Alum and Catechu | . 15 | Mercurial Ointment | . 30 |
| Atropia | . $\frac{1}{18}$ | *Morphia, Hydrochlorate | . 1 or 2 |
| Atropia and Bromide Po- | | Morphia and Tannic Acid | . 1 & 10 |
| tassium | . $\frac{1}{18}$ & 10 | *Opium | . 3 |
| *Atropia and Iodide of Lead | $\frac{1}{18}$ & 5 | Potassium, Bromide | . 10 |
| *Belladonna, Extract | . 3 | Potassium, Iodide | . 10 |
| *Belladonna & Iodide of Lead | 5 & 10 | Silver, Nitrate | . 1 |
| *Bismuth, Trisnitrate | . 10 | Soda, Carbonate | . 15 |
| Borax | . 15 | *Zinc, Oxide | . 15 |
| *Chloral hydrate | . 10 | Zinc, Exsiccated Sulphate | . 3 |

Those marked with an asterisk * may also be had prepared and with a non-GREASY basis, soluble and fusible, in which case they are usually made of the one drachm size.

Soluble Bougies, introduced by Sir Henry Thompson for the treatment of gonorrhœa and gleet. Cylinders about $2\frac{1}{2}$ inches long; diameter similar to a No. 9 bougie or catheter. In boxes of one dozen, per box £0 2 0

| | Grains. | | Grains. |
|-----------------------------------|-----------------|-----------------------------------|--------------------------------------|
| Acid, Gallic | . 1 | Iron, Perchloride | . $\frac{1}{2}$ or 1 |
| Acid, Gallic, and Opium | . 1 each | Lead, Acetate | . $\frac{1}{2}$ or 1 |
| Acid, Tannic | . 1 | Lead, Acet. and Bismuth | . $\frac{1}{2}$ & 10 |
| Acid, Tannic, and Opium | . 1 each | Morphia, Hydrochlorate | . 1 |
| Belladonna, Extract | . 2 | Opium, Aqueous Extract | . 2 |
| Bismuth, Trisnitrate | . 10 | Silver, Nitrate | $\frac{1}{4}$, $\frac{1}{2}$, or 1 |
| Copper, Sulphate | . $\frac{1}{2}$ | Zinc, Exs. Sulphate | . 1 |

Vide 'Lancet,' May 12th, 1866.

Other formulæ made to order.



FIG. 833.

| | |
|--|--------|
| Miner's and Fireman's Respirator, by Dr. Alfred King, registered, Fig. 833 | 0 10 6 |
| Ditto ditto filled complete by Dr. King | 1 1 0 |

To enable any person to breathe in safety, smoke or other deadly vapours at fires or in underground places, sewers, wells, &c. With this Instrument properly fixed to the face any person may enter a house or apartment, no matter how dense the smoke, and breathe in safety.

| | |
|--------------------------|-------|
| Mortuary Table | 7 0 0 |
|--------------------------|-------|



FIG. 834.

Nasal Syphon Douche, Fig. 834 £0 5 0

To be used with tepid water or medicated solutions for the treatment of Ozæna, Hay Fever, bleeding from the nose, and all inflammatory diseases of the mucous membrane of the nostrils.

| | | | | |
|-----------------------------------|----------|---|---|---|
| Oil Silk, very superior | per yard | 0 | 4 | 6 |
| Onychia Forceps | | 0 | 3 | 6 |
| Ditto Scissors | | 0 | 6 | 6 |

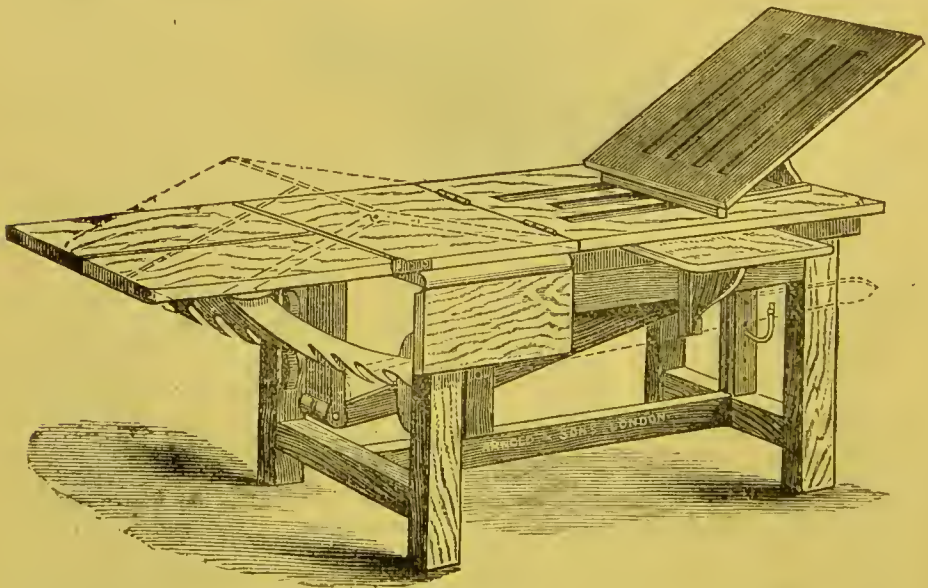


FIG. 835.

| | | | |
|--|-----|----|---|
| Operating Table, Arnold and Sons' Improved, polished oak, with adjustments enabling the operator to place the patient in any position required, Fig. 835 | £21 | 0 | 0 |
| Ditto ditto without lever movement | 15 | 0 | 0 |
| Ditto second quality | 10 | 0 | 0 |
| Paley's Feeding Apparatus | 2 | 12 | 0 |

This Instrument has two face-pieces, with india-rubber rim, tongue-depressor attached, and reservoir. Complete, as used by most asylums.

| | | | |
|--|----|-----|----|
| Pill Machine, for 24 pills | 1 | 1 | 0 |
| Ditto very superior | 1 | 8 | 0 |
| Ditto marble slab | 1 | 6 | 0 |
| Ditto ditto very superior | 1 | 12 | 0 |
| Pocket Bellows for Artificial Respiration, by Dr. Richardson | 0 | 10 | 6 |
| Portable Laboratory | £2 | 2s. | to |
| Powder Folders, improved | 0 | 17 | 6 |
| Rectum Plug, elastic gum | 0 | 2 | 6 |
| Ditto ivory | 0 | 5 | 0 |
| Ditto metal | 0 | 2 | 6 |
| Respirator, Carrick's Patent | 1 | 5 | 0 |

The Respirator can be used—

a. For ordinary purposes in cold weather, warm air being inspired instead of cold air, as is the case in using the ordinary respirator.

b. For disinfecting the air which is breathed when a person is exposed to tainted or infectious atmosphere, as in hospitals, infected districts, &c., the felt being saturated with a weak solution of Condy's fluid.

For breathing air impregnated with irritating particles: thus it will be found most useful for iron-filers, needle-grinders, glass-grinders, millers, lime-burners, &c., the felt preventing the passage of the particles into the lungs.

The respirator can only be used as inhaler, where continuous inhalation at a low temperature is desired. Under these circumstances the sponge in the respirator is saturated with a medicated fluid.



FIG. 836.

Respirator, Colliers Aluminium, Fig. 836,

| | | | | | | |
|-------|--|----------|----------|-----|----|-----|
| | | 2s. 6d., | 3s. 6d. | £0 | 4 | 6 |
| Ditto | Orinasal | | | 6s. | 0 | 7 0 |
| Ditto | Arnold and Sons' Improved Dwarf, in tin case | | | | | |
| | | | 3s. 6d., | 0 | 5 | 0 |
| Ditto | Nightingale's Invisible, No. 1 | | | 0 | 5 | 6 |
| Ditto | ditto | No. 2 | | 0 | 10 | 6 |
| Ditto | ditto | No. 3 | | 1 | 1 | 0 |

For protecting the Mouth and Respiratory Organs against Cold, Damp, Fogs, Rebreathing the Breath, or Noxious influences.—Vide *Lancet*, January 13th and February 29th, 1872, *The British Medical Journal*, *Medical Times*, *Dental Journal*, *Chemist and Druggist*, &c.

| | | | | | |
|---|---|----------|---|----|---|
| Retractor, Morton's | | 2s. 6d., | 0 | 3 | 6 |
| Ditto | Copper | | 0 | 1 | 6 |
| Sacking, Poles, and Irons, complete, for removing patients from the operating theatre | | | 2 | 2 | 0 |
| Scales and Weights, Grain, in oak box, best make | | | 0 | 3 | 6 |
| Ditto | box end beam, in mahogany | | 0 | 11 | 0 |
| Ditto | Dispensing, with sliding pillar, in mahogany box, very superior | | 1 | 6 | 0 |
| Seton Tape | | | 0 | 0 | 8 |

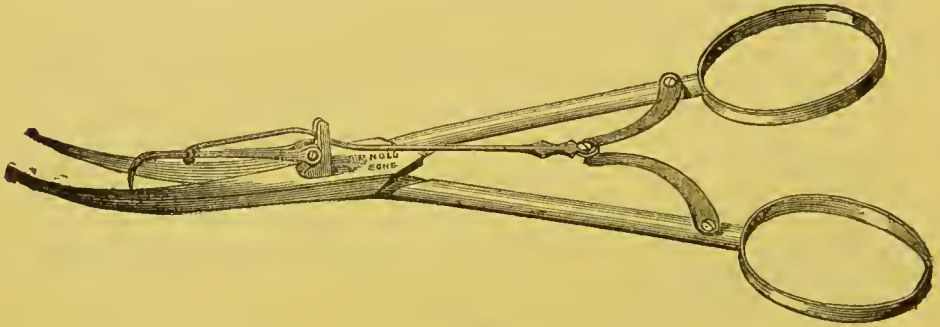


FIG. 837.

Skin-Grafting Scissors, Mr. Cripps', Fig. 837, *vide Lancet*,

| | | | | |
|-----------------------------|----------|---|----|---|
| June 3rd, 1871 | | 1 | 15 | 0 |
| Spongio-Piline (Markwick's) | per yard | 0 | 15 | 0 |

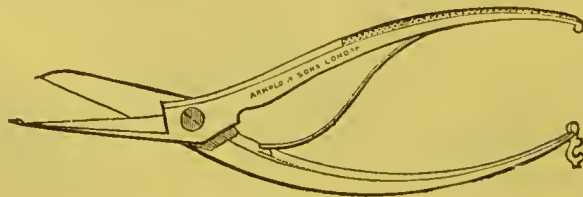


FIG. 838.

Starch Bandage Scissors, Seutin's, Fig. 838 . . . 0 12 0

Starch Bandage Scissors, Clover's, with short blades

4s. 6d. £0 5 0

Statham's Student's Chemical Cabinet, No. 1

. . . 1 0 0

Ditto ditto

No. 2 . . . 1 11 6

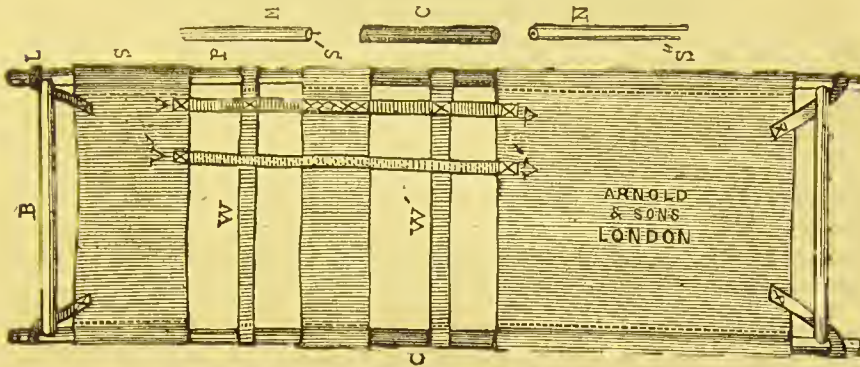


FIG. 839.

Stretcher Improved, by C. R. Keetley (Registered), complete, Fig. 839

1 10 0

In many cases of typhoid and other fevers, of peritonitis and other inflammatory diseases, of bedsores, of various chronic diseases, in many surgical and obstetric cases, it is very desirable to have a mode of moving a patient from room to room, or from bed to bed, and a mode of changing the patient's bed and body linen, without causing the least avoidable disturbance or excitement.

The Improved Stretcher has been used with great satisfaction at St. Bartholomew's Hospital, London, and the Queen's Hospital, Birmingham.

Extract from *Lancet*, January 8th, 1876:—"It can be placed under the patient piecemeal, and afterwards easily and without danger of mistake fitted together again. It is only a skeleton of webbing in the part which sustains the back and buttocks, and thus allows bedsores and blisters to be easily dressed. The cutaneous sensibility of the back is so extremely blunt that the network of webbing feels like a whole and undivided piece."

Extract from *British Medical Journal*, January 22nd, 1876:—"Its chief advantages are—The most sensitive or feeble patient can be freely moved, with no sense of discomfort and no dangerous disturbance. Bedsores and blisters on the back can be easily dressed through its means, and even the back percussed or auscultated through it. It is light and portable, and packs into a parcel three feet long by five inches in diameter."

Vide *Medical Times and Gazette*, February 5th, 1876, and *Medical Press and Circular*, January 26th, 1876.

Students' Note Book

0 1 0

Thermic Hammer, Dr. Day's with Spirit Bottle, in case, complete

0 8 6

Ditto ditto ditto, ebony handle

0 6 6

Ditto ivory handle

0 3 6

Ditto ebony handle

0 2 6



FIG. 840.

Tourniquet, Improved Elastic, as suggested by Dr. Foulis,
 Fig. 840 £0 3 6

This Instrument consists of an india-rubber cord, threaded through a wooden mount, having a slit in the upper face, as shown in the Engraving.

To Apply.—Stretch the two ends, pass them round the limb, and completing the circle, slip one after another into the slit in the mount. The tension thus produced renders this instrument as effective as any complete tourniquet now in use.

To Remove.—Stretch the ends and raise them out of the slit.




FIG. 841.

Transfusion Apparatus, Aveling's complete with two
 pipes and stopcocks, in case 1 5 0

Ditto with forceps and knives, complete,
 Fig. 841 1 10 0

Transfusion Apparatus, Graily Hewitt's, consisting of
 Glass Syringe, two Silver Pipes, Operating Forceps,
 Lancet, and Scalpel, in case, complete 2 10 0

Ditto Playfair's 0 16 0

Ditto Maisonneuve's 0 16 0

Trial Glasses, with double convex and concave lenses,
 prisms, tinted glasses, spectacle adapted with spring
 in mahogany case 6 6 0

Ditto without prisms 5 0 0



FIG. 842.

| | | | |
|--|----|------|----|
| Urinometer, Arnold and Sons' Improved. with indelible markings, Fig. 842 | £0 | 5 | 0 |
| Vaccinating Instrument, Evans' | 0 | 6 | 0 |
| Varicocele Ring, Wormald's | 0 | 1 | 0 |
| Vidal's Needle for Varicocele | 0 | 4 | 6 |
| Vulcanite (or hard rubber) Syringes 2s. 6d., 3s. 6d., 5s., | 0 | 7 | 6 |
| Wooden Figure, padded, life size, with moveable joints for demonstration | 12 | 12 | 0 |
| Ditto smaller | £6 | 6s., | £8 |
| Ditto smaller | 10 | 10 | 0 |
| Wordsworth's Cautery, for destroying nævi, &c. | 0 | 3 | 6 |
| Wormald's folding director and aneurism needle complete | 0 | 10 | 6 |




FIG. 843.

| | | | |
|---|----|----|---|
| Arnold and Sons' Improved Continuous Current Battery, | | | |
| 30 cells, in mahogany cabinet, complete, Fig. 843 | 8 | 8 | 0 |
| Ditto ditto | 12 | 12 | 0 |
| Ditto ditto | 20 | 0 | 0 |

Morgan's Varicocele Suspender £0 5 6
 Arnold and Sons' Improved Microscope 6 6 0



FIG. 844.

Arnold and Sons' Improved Section Knife, suggested by
 Mr. G. C. Johnson. Price complete in case 0 12 6

Liverpool, 5th May, 1876.

DEAR SIR,—We find the Section Knife you have devised, and which we have thoroughly tested, admirably adapted for cutting the thinnest possible sections; it combines many advantages, and is particularly light, well balanced, and handy to use.—Very truly yours,

ARTHUR C. COLE.

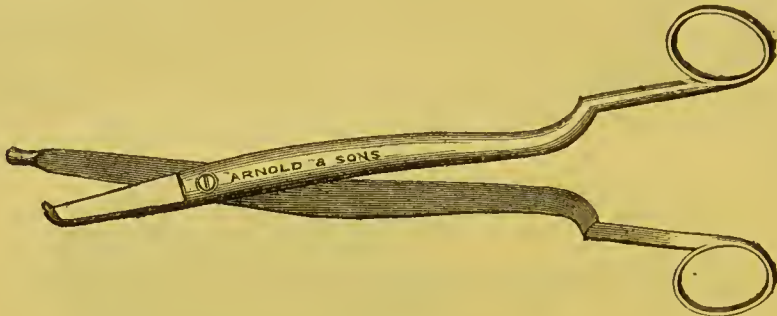


FIG. 845.

Küchenmeister's Improved Scissors for dividing the
 cervix, Fig. 845 1 1 0




FIG. 846.

Invalid Alarm Bell (Electric), with 75 feet of silk-covered
 wire, complete 2 10 0

| | | | |
|--|----|---|---|
| Eustachian Catheter, Vulcanite | £0 | 2 | 6 |
| Politzer's Apparatus | 0 | 8 | 6 |

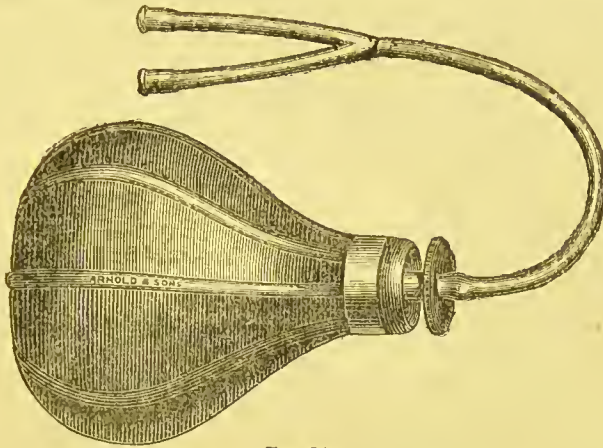


FIG. 847.

| | | | |
|--|-----|-----|---------|
| Politzer's Apparatus, modified by Dr. Cooper, Fig. 847 | 0 | 10 | 6 |
| Ear Syringe, Dr. Allen's, with long pipes | 6s. | 6d. | 7s. 6d. |
| | 0 | 9 | 6 |

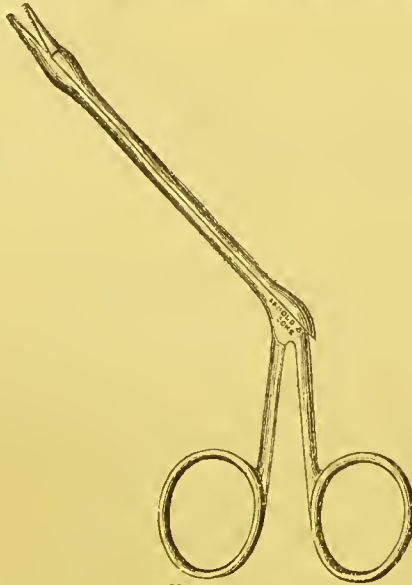


FIG. 848.

| | | | |
|--|---|---|---|
| Ear Forceps, Arnold and Sons' Improved, Fig. 848 | 1 | 1 | 0 |
|--|---|---|---|

These forceps are so arranged that they only open at the extreme end, thereby enabling the operator to see clearly.

| | | | | | |
|---|-----------------|--------|---|---|---|
| Arnold and Sons' Improved Eyeshade, wire gauze, covered with silk | single | 0 | 1 | 6 | |
| Ditto | ditto | double | 0 | 3 | 0 |

These shades are very light, and the wire gauze admits of free ventilation without draught.

| | | | |
|---|----|----|---|
| Pocket Bellows for Artificial Respiration | £0 | 10 | 6 |
| Vide <i>Medical Times and Gazette</i> , Dec. 4th, 1869. | | | |
| Bottle and Brush, in case, for Blistering Fluid | 0 | 2 | 0 |
| Microscopical Air-pump, with Trough, complete for Mounting Objects | 2 | 2 | 0 |
| Tourniquet, Improved by Mr. Hunter | 1 | 10 | 0 |
| Vide <i>Lancet</i> , July 15th, 1876. | | | |



FIG. 849.

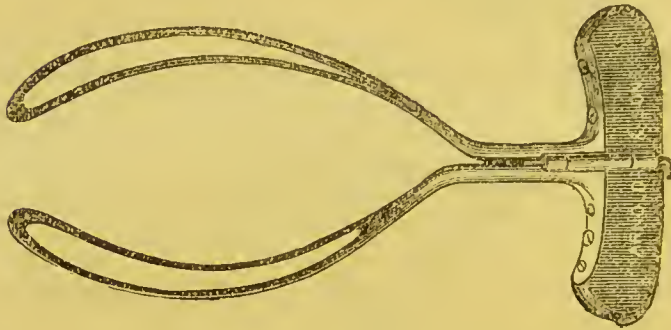


FIG. 850.

Dr. W. Draper's Improved Folding Midwifery Forceps,
Nickle Plated, see Figs 849 and 850 1 17 6

Extract from *Obstetrical Journal*, February, 1876.—The forceps about to be described take the name of folding forceps, in consequence of the two blades of the instrument being so constructed as to fold one within the other in such a manner that both are introduced at the same time. In the above illustration, Fig. 849 shows the forceps closed, and Fig. 850 exhibits them open. My forceps are a modification of Mr. Vacher's, and after a fair trial of both I venture to say that my instrument is a considerable improvement upon the original design. The forceps are so small and portable that they may be conveniently carried in the breast pocket.

There is one more point worthy of note, viz. that these forceps may be used, if it be deemed advisable, under the bedclothes without the knowledge of the patient or her attendants, and it is, I hold, often a matter of no small importance that a sensitive and delicate patient should be saved the shock and natural dread occasioned even by the most gentle notion of the use of instruments.

Extract from *Braithwaite's Retrospect*, June, 1876.—The forceps are applicable in all that numerous class of cases in which slight assistance is indicated to terminate tedious, but otherwise natural labours; in fact, they may be employed in all cases in which ordinary short forceps are applicable. There is one more point worthy of note, viz. that these forceps may be used, if it may be deemed desirable, under the bedclothes without the knowledge of the patient or her attendants."

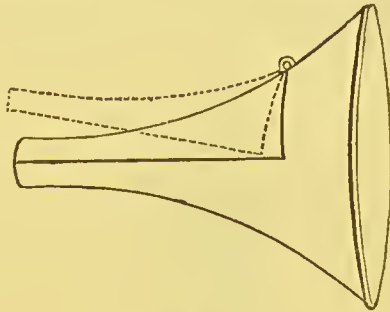


FIG. 851.

Dr. Cooper's Aural Speculum, Fig. 851 £0 10 6

The advantage possessed by this ear speculum is, that it can be opened and shut, and thus easily, and without loss of time, cleansed of cerumen, &c.; and, besides, the possibility of obtaining a slight side to side hitching movement of the door which in the meatus allows of the bringing into view parts of the drum-head that would otherwise be obscured; while, lastly, the proximal extremity is well expanded to permit of a clear illumination. This speculum is made in three sizes.

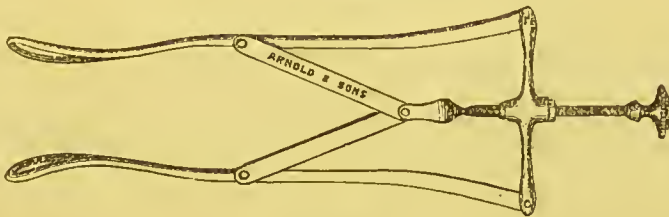


FIG. 852.

Arnold and Sons' Improved Nasal Speculum £0 10 6




FIG. 853.

Uterine Syringe, by Dr. Murphy, Fig. 853 2 2 0

Arnold and Sons' Improved Head-rest adjustable at any angle for Ophthalmic Operations, suggested by Mr. Vernon, and used at St. Bartholomew's Hospital. Price complete 6 6 0

Palfrey's Uterine Case, containing Uterine Sound, Sponge-
holder, Scarifying Knife, with extra blade £1 5 0

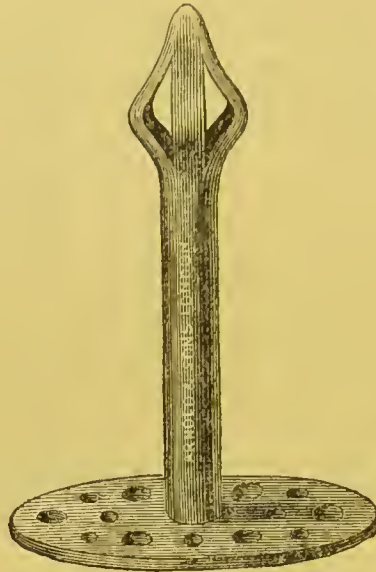


FIG. 854.

Elastic Intra-Uterine Stem, by Dr. Greenhalgh 0 3 6

Extract from *British Medical Journal*:—There are two points in connection with the use of the india-rubber stem to which I am particularly anxious to direct attention, in addition to the advantages already referred to. Firstly, although soft, elastic, and easily bent while out of the uterus, it becomes sufficiently firm when pressed equally on all sides by the canal of the cervix to gradually overcome all flexions, except in cases where the uterus is bound down to the surrounding parts. Secondly, its action is not purely mechanical. It has been observed by myself and others that, in many cases where the stem has been worn for some time, the enlarged and firm uterus has become greatly reduced in size, and so soft as closely to resemble that organ in the early stage of subinvolution: effects probably due to the freer exit of the secretions and the mucous discharge, which usually persists during the retention of the stem.

Should the stem have a tendency to slip out, which is sometimes the case, it can be easily retained *in situ* by pressing upon the shield a plug of cotton-wool, saturated with glycerine, tied crosswise with fine twine to facilitate removal.

I have now used the india-rubber stem for more than four years in a large number of private and hospital cases, and in two cases only—cases of chronic metritis with retroflexion, in which a spring vaginal pessary was worn—have I had to withdraw it on account of the onset of irritation. Both patients were highly sensitive women, and had undergone but little previous treatment. I have found these stems most useful in the following cases:

1. Dysmenorrhœa;
2. Flexions—ante- and retro-flexion of the uterus;
3. Strictures of the orifices and canal of the cervix;
4. Sterility, congenital and induced;
5. Certain cases of subinvolution;
6. Certain cases of interstitial fibroid of the uterus.

Dilating Stems, by Dr. Greenhalgh, set of three 0 12 6

| | |
|-------------------------------------|---------|
| Teevan's Urethrotome | £2 10 0 |
| Stearn's Urethra Dilators | 0 17 6 |
| Aveling's Uterine Sound | 0 6 0 |

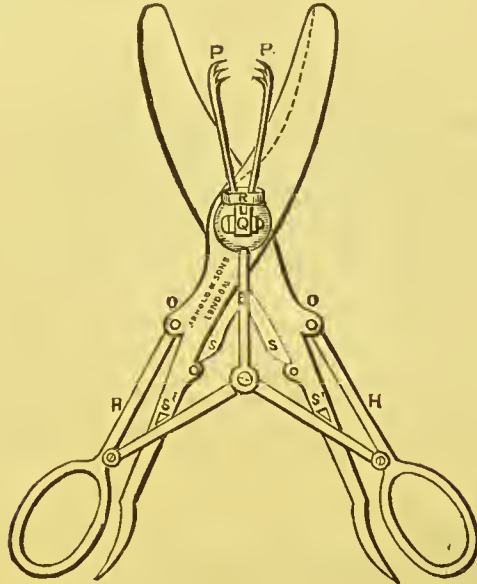


FIG. 855.

Tonsil Scissors, Improved by Dr. Blair, Fig. 855 3 3 0




FIG. 856.

New Eustachian Catheter, by A. Morison M.B., Fig. 856 1 10 0

Extract from the *Lancet*, October 21st, 1876 :—" My excuse for introducing to the notice of the profession a modification of the Eustachian catheter usually known as Kramer's, must rest in the fact that, even after considerable experience in the use of this instrument, and after one has successfully catheterised a given case at one sitting, before hitting the faucial orifice of the Eustachian tube on subsequent occasions time is not unfrequently lost, and the patient's nares and throat are rendered irritable by repeated endeavours to place the catheter in position. To obviate these inconveniences, I have had constructed by Messrs. Arnold and Sons, of West Smithfield, the above instrument, and I have practically tested the utility of this catheter, and can imagine its proving useful to the expert, and rendering catheterisation of the Eustachian tube a very simple process to those who have less frequently to perform that operation."



FIG. 857.

Ear Syringe, Improved by Dr. Cooper, with silver scoop,
Fig. 857 £0 12 6

Extract from *Dublin Journal of Medical Science*, April, 1877.—“It follows that our chief aim in syringing ought to be to get a mass of water behind the impacted body, so that by exercising pressure upon it from inside, the force of the water will drive it out along the auditory canal. To accomplish this object effectually, I have suggested the construction of a syringe-nozzle, made somewhat in the shape of an ordinary dressing-ease ear-scoop, the ribbon-shaped opening of the bore of which is placed *above* and somewhat short of the semi-flattened scoop-like extremity, with the object of directing the stream *over* the scoop-end, so that it may pass at first between the latter and the wall of the meatus. In this way, the small scoop-like extremity having been insinuated a little way between the foreign body and the upper (generally) wall of the meatus, on forcing in the water with the syringe, the stream passing over the scoop-end of the nozzle will be directed into the fundus of the auditory canal, without at all impinging upon the foreign body, all the while steadied, if need be, by pressure of the scoop upon it.”

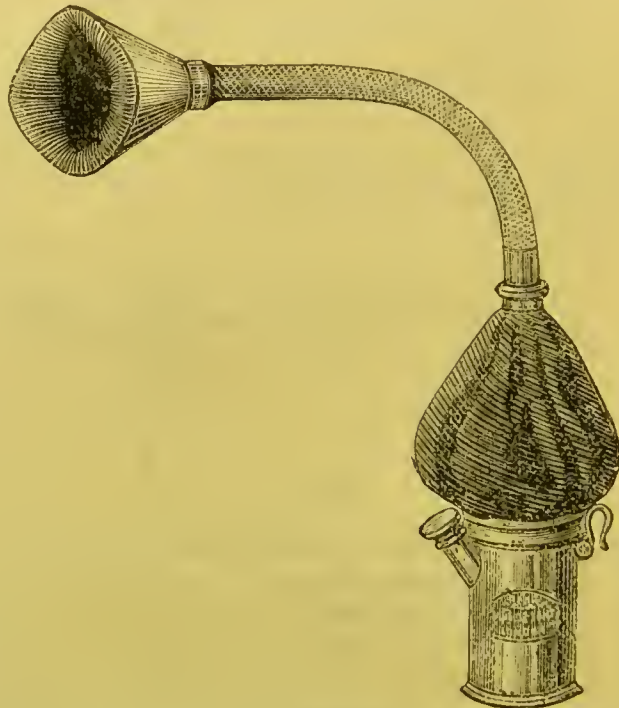


FIG. 858.

Æther Inhaler by Mr. W. T. Angove, complete, Fig. 858
£3 3s. 4 4 0

Extract from the *Lancet*, December 16th, 1876:—“As there is a great want just at present of an effective, handy, and cheap inhaler, I have had one made which

seems to answer every purpose, and which may, perhaps, be of some use to the profession in general, but especially to private practitioners.

"I have completely anæsthetised several individual patients in a little over one minute, one in forty seconds. An ounce of ether is sufficient to keep a patient under about ten minutes. Messrs. Arnold and Sons made mine."

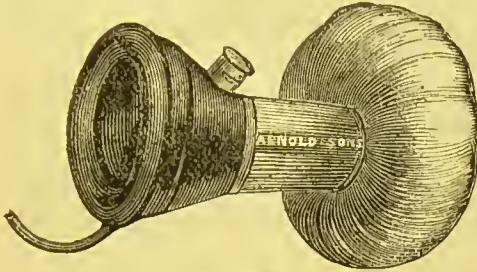


FIG. 859.

Æther Inhaler, Improved by Dr. Lambert H. Ormsby,
complete, Fig. 859 £1 4 0

The chief advantages of the new Inhaler are as follows :

1. Simple in construction and application.
2. Not expensive.
3. Small quantity of æther used to produce anæsthesia (average quantity 1 oz.).
4. Prevents any loss or evaporation of ether vapour.
5. Its small size and great portability.
6. Short time required to produce complete anæsthesia (average time, two minutes).
7. The great safety to the patient during administration.

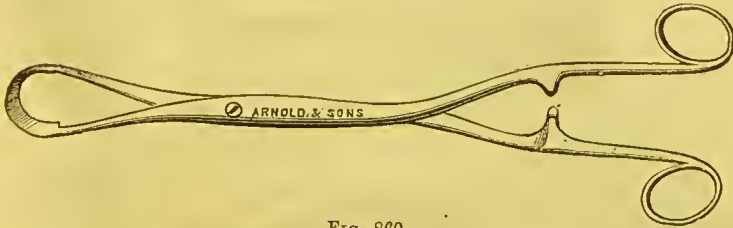


FIG. 860.

Ovariectomy Forceps, by Mr. Sydney Jones, the set of
3 in case, complete, Fig. 860 5 5 0



FIG. 861.

Midwifery Forceps, by Dr. Matthews Duncan, Fig. 861 1 1 0
Instrument for Applying Ointment to the Uterus, by Dr.
Matthews Duncan, in Vulcanite 0 15 0
Cephalotribe, Dr. Matthews Duncan's 2 10 0

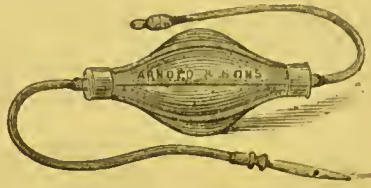


FIG. 862.

| | | | |
|--|----|----|---|
| Syringe for Hyperdistension of Abscess, by Mr. Callender, Fig. 862 | £0 | 5 | 6 |
| Expanding Wood Splints for General Application, by Surgeon Major Wyatt, with Oakum for Padding, per set complete | 0 | 10 | 0 |
| Cordwents Leg and Thigh Splint | 2 | 15 | 0 |
| Tenotomy Splints | 2 | 0 | 0 |




FIG. 863.

| | | | |
|---|---|----|---|
| Operation Case, in morocco leather, with Trays, Drawers, Bottles, &c., by Mr. Callender, complete, Fig. 863 | 3 | 3 | 0 |
| Weber's Graduated Biconical Sound | 0 | 6 | 6 |
| Guillotines, Dr. Mackenzie's set of 3 | 4 | 4 | 0 |
| Tongue Depressors, Turk's | 0 | 17 | 6 |
| Professor Lister's Carbolic Spray Producer | 1 | 5 | 0 |
| Steam Boiler for ditto | 5 | 10 | 0 |

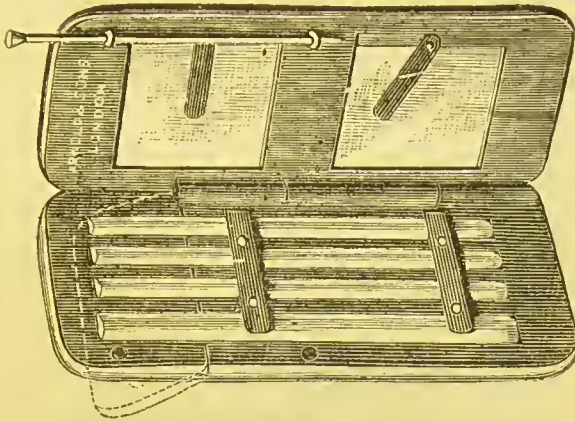


FIG. 864.

Drop Test-case for Albuminuria, by Mr. W. Henry
Kesteven, complete, Fig. 864 £0 10 6

This case is adapted for clinical use. It is portable, measuring about three inches in length by one in width, and is less than half an inch thick. It contains thin glass squares on which to test the urine, capillary tubes for nitric acid, and a larger size tube for taking up a drop or two of urine.

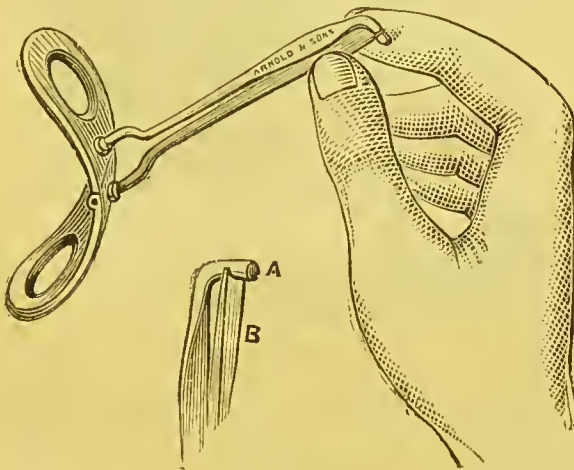


FIG. 865.

Arnold and Sons' Improved Zwanke's Pessary, Registered,
suggested by Dr. CLEMENT GODSON, three sizes, Fig.
865 each 0 4 0

Extract from the *Lancet*, June 10th, 1876:—"Every variety of Zwanke hitherto in use has its objections. Speaking of them as a body, it is said they are dangerous, as liable to exert pressure upon the soft parts, causing fistulous communications with the bladder and rectum. To obviate these objections, I have contrived a form of Zwanke, which has been manufactured for me and

registered by Messrs. Arnold and Sons, of West Smithfield, and it has already proved to be a very useful pessary."

Extract from the *British Medical Journal*, September 16th, 1876:—"In the treatment of the diseases of women among the poorer classes, we meet with a large number of cases for the relief of which Zwanke's pessary is the best adapted. All the varieties of Hodge's pessaries are tried, but directly any force is exerted upon them by straining or coughing they are immediately expelled, and the only pessaries likely to be retained are Zwanke's."

Extract from the *Medical Times and Gazette*, July 15th, 1876:—"The upper part is made of vulcanite and is extremely cleanly, light, and durable. The lower portion or feet, employed for locking, is made of metal. The patient walks about or sits down with comfort."



FIG. 866.

Arnold and Sons' Patent Eye Douche, suggested by Dr.

| | |
|---|--------|
| Priestley Smith, Fig. 866 | £0 7 6 |
| Ditto, complete in Leather Case | 0 10 0 |

Extract from the *Lancet*, February 17th, 1877.—"Messrs. Arnold and Sons, of West Smithfield, have made for me a new Eye Douche, acting upon the principle of their Simplex Enema, as shown in the engraving. It has worked extremely well in my hands at repeated trials, and it seems little likely to get out of order. I beg leave, therefore, to bring it before the notice of the profession, and to recommend it as a well-made and useful instrument."

Vide *Medical Press and Circular*, March 21st, 1877; *British Medical Journal*, March 24th, 1877; *Medical Times and Gazette*, March 24th, 1877.

ARNOLD AND SONS' PATENT EYE DOUCHE will be found the most durable and convenient instrument invented. Will be invaluable abroad, as it is impossible to get out of order, and is ready for immediate use.

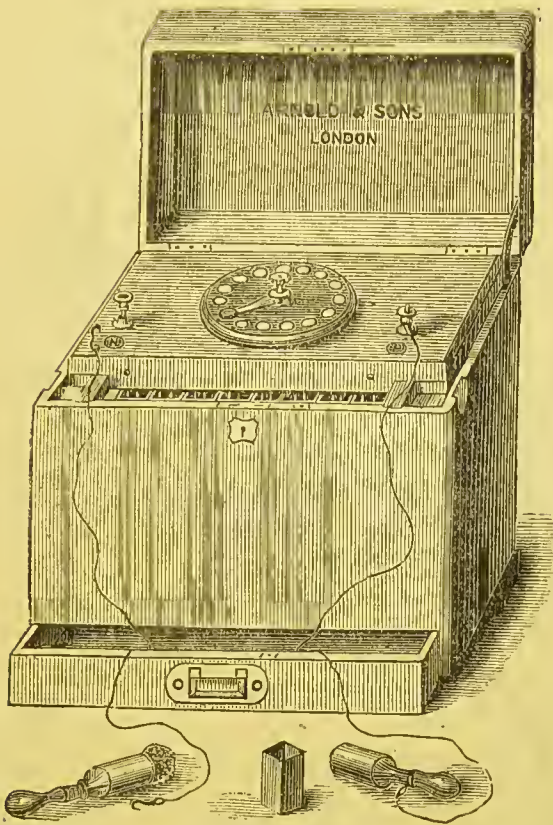


FIG. 867.

Arnold and Sons' Improved Continuous Current Batteries,
with leclanche cells and regulating dial, Fig. 867

| | | | | | |
|---|----------------|----------|----|----|---|
| | | 15 cells | £5 | 5 | 0 |
| Ditto | ditto | 20 | 6 | 6 | 0 |
| Ditto | ditto | 30 | 8 | 8 | 0 |
| Ditto | ditto | 40 | 10 | 10 | 0 |
| Ditto | ditto | 50 | 12 | 12 | 0 |
| Ditto | ditto | 100 | 24 | 0 | 0 |
| Arnold and Sons' Improved Combined Battery | | | 16 | 16 | 0 |
| Constant Current Batteries lent on hire . | per month | | 2 | 2 | 0 |
| Eye Instrument Case by Mr. Macnamara | | | 5 | 5 | 0 |
| Bryant's Female Urethral Dilator, per set, in Boxwood . | | | 0 | 8 | 6 |
| Ditto | ditto in Ivory | | 0 | 15 | 0 |

This dilator was devised with a view to facilitate operations on the female urethra, and was first used in connection with the galvanic cautery; the slot exposes the affected part, and the rest of the dilator acts as a shield. It can be rotated when in position. They are made in sets of three.

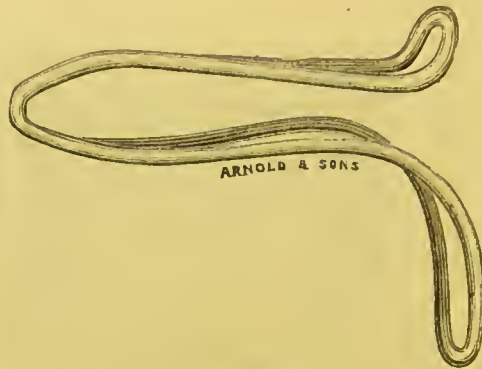


FIG. 868.

Improved Rectum Speculum, by Mr. Richard Davy,
 Fig. 868 £0 10 6

Extract from *British Medical Journal*, July 21st, 1877.—“Here you may examine the simple yet very effective speculum for the rectum that I am in the habit of using. It is preferable to Hilton’s window speculum, because it is larger, cheaper, and exhibits the whole of the rectal walls at a glance; the instrument itself occupying the minimum of space.”




FIG. 869.

| | | | |
|--|---|----|---|
| Callipers, by Dr. Matthews Duncan, Fig. 869 | 2 | 2 | 0 |
| Arnold and Sons’ Physician’s Bag, suggested by Dr. Andrew Clark | 3 | 10 | 0 |
| Sayre’s Vertebated Probe | 1 | 15 | 0 |
| Guillotine, Ewen’s Improved | 2 | 12 | 6 |

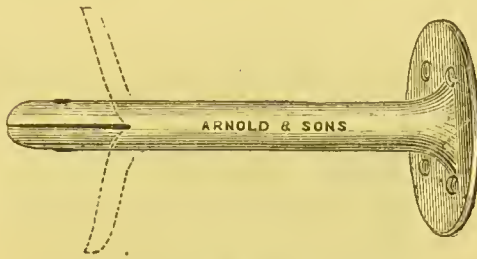


FIG. 870.

Improved Intra-Uterine Stem, by Dr. Godson, Fig. 870 . £0 4 6
 Introducer for ditto 0 3 6

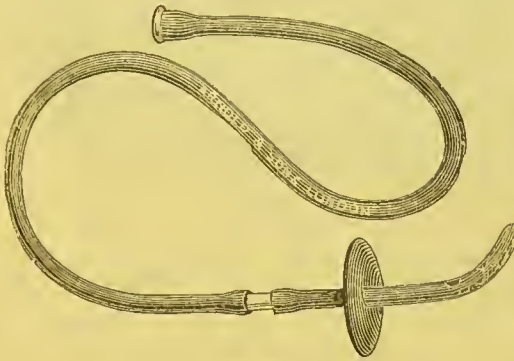


FIG. 871.

Empyema Stem with shield and tubing complete, by Mr.
 Morratt Baker, Fig. 871 0 5 0

Extract from the *Lancet*, October 20th, 1867:—"The stems appeared admirably adapted for washing out the chest. For this purpose, an india-rubber tube and funnel only were employed, the junction with the orifice of the stems being effected by tapered glass ends, and after washing out, the orifices of the stems were closed by tiny pegs of wood."

Pessary, Improved by Dr. Richardson 0 15 0

Extract from the *Lancet*, July 14th, 1877:—"Having been much troubled to get an instrument for severe cases of prolapsus uteri which would enable the patient to lift heavy weights and do hard work without pain, I made a pessary, which is sustained in its place by four tapes passing from it to a band round the waist, the pessary itself being an inflating pear-shaped india-rubber one, the portion which joins the tube and two inches and a half of the inflating tube itself being strengthened by a firm rubber or gutta-percha layer. Its advantages are—1st, the uterus rests on a non-irritating air-cushion; 2ndly, it can be made to collapse for easy introduction, and inflated when *in situ*; 3rdly, no matter what movement the patient makes, nor how sudden, she does not hurt herself, whereas patients complain to me that the ordinary porcelain, &c., pessaries hurt very often if they sit down quickly or move about much; 4thly, however much the patient may strain, the pessary cannot escape.

"The instrument can be obtained of Messrs. Arnold and Sons, London, who manufactured it for me.

"The unmistakable expressions of approval from some of my poorer patients lead me to trespass so much on your valuable space."

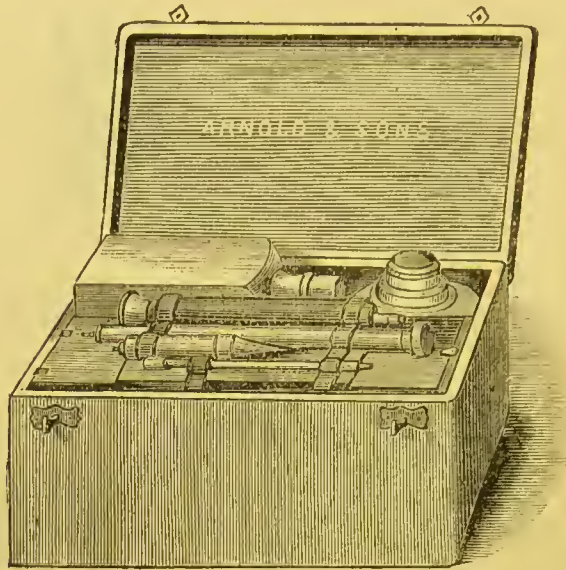


FIG. 872.

Thermo Cautery by Dr. Paquelin, Fig. 872 £5 5 0

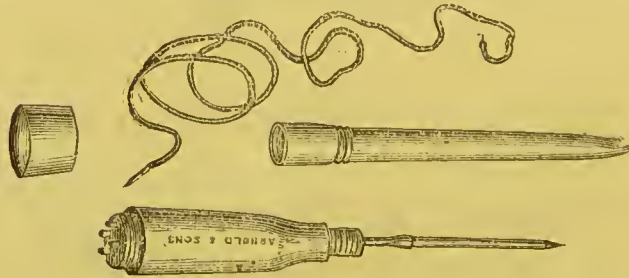


FIG. 873.

Dr. Southey's Trocar and Canulas, for the treatment of extensive and unyielding Anasarca, with four silver Canulas, in Ivory case, and Drainage Tubing, complete, Fig. 873 0 10 6

Extract from the *Lancet*, May 5th, 1877, p. 649:—"The canulas of this instrument, which are scarcely larger than the ordinary subcutaneous injecting needles, are introduced into dropsical limbs by a fine trocar. They terminate in a little bulbous extremity, over which a capillary drainage tube is drawn, and conducted below the patient into a pan, bottle, or other vessel. A very large quantity of serous fluid can thus be withdrawn from a single prick for many successive hours, without any discomfort to the patient.

"Amongst other recommendations of this simple and cleanly method for relieving anasarca, the following are most important:—1. No troublesome sores or centres for erysipelas are formed. 2. The skin about the puncture is not irritated or macerated by the serum. 3. The patient is kept dry and clean in bed, and the relief obtained is speedy and thorough."

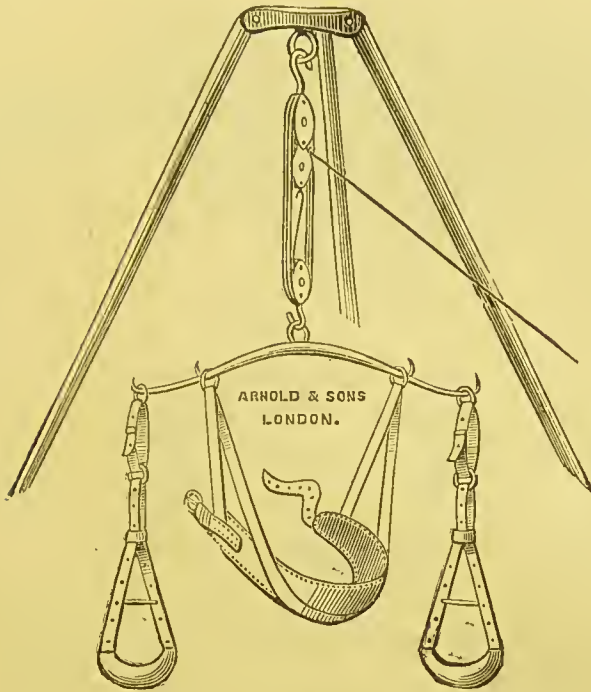


FIG. 874.

Sayre's Apparatus for treatment of Spine disease, consisting of improved tripod jointed, for portability, double action pulleys, iron cross bar, leather bands for chin, occiput and axilla, Fig. 874. £5 10 0
 Ditto, Improved by Dr. Golding Bird 8 8 0

Dr. Speneer T. Smyth writes:—"I have, since the time when Dr. [Sayre] advocated in this country the employment of suspension and the plaster of Paris bandages, had many opportunities of testing such treatment. I have every reason to be satisfied. The advantages are, that the treatment does not require such close confinement to the recumbent posture as hitherto resorted to; at the same time a certain amount of extension is kept up upon the vertebral column; and also, in favorable weather, the treatment can be carried on in the open fresh air, which I consider essential towards maintaining the general health of children endowed with strumous diatheses. The apparatus in use at the Sydenham Children's Hospital was supplied by the Messrs. Arnold, Surgical Instrument Makers, in Smithfield."



FIG. 875.

Improved Uterine Sound, by Dr. Godson, Fig. 875 0 7 6

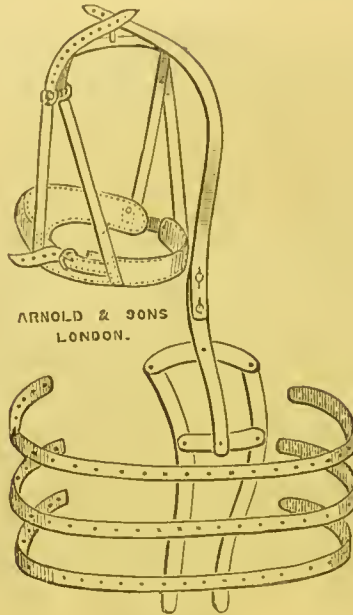


FIG. 876.

| | | | | |
|---|----------|----|---|---|
| Sayre's Improved Jury Mast for Pott's disease or angular curvature, Fig. 876 | £1 10s. | £2 | 2 | 0 |
| Arnold and Sons' Improved Measuring Standard, as used at St. Bartholomew's Hospital | | 2 | 2 | 0 |
| Bandages of crossbar Muslin 6 yards long, $2\frac{1}{2}$ wide | | | | |
| | per doz. | 0 | 6 | 0 |
| Skin-fitting Shirts Nos. 1, 2, 3, | each | 0 | 3 | 6 |
| Ditto „ 4, 5, 6, | „ | 0 | 4 | 6 |




FIG. 877.

| | | | |
|--|---|---|---|
| Arnold and Sons' Improved Uterine Douche, Fig. 877 | 1 | 1 | 0 |
| Castle Hill, Fishguard; | | | |
| March 7th, 1877. | | | |

DEAR SIRS,

I wish to express my opinion of the Vaginal Douche with the reservoir which you sent me. I have found it invaluable in a case of extra-uterine foetation on which I operated this day week; by it I can wash out the sac through the wound in vagina without in the least soiling the bed.

Yours faithfully,

HANCOCKE WALTHEN.

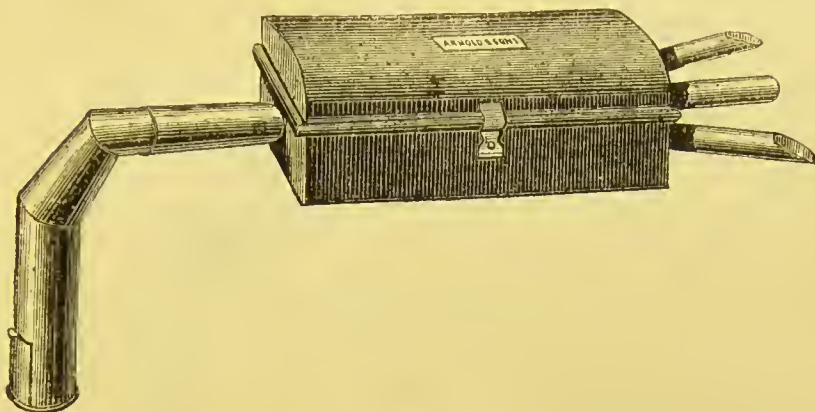


FIG. 878.

Hot-air Bath, Arnold and Sons' Improved, Fig. 878

complete £2 2 0

The above bath has one large pipe terminating in three smaller pipes, the hot air is equally distributed, the spirit lamp, being placed at the bottom of the outer pipe, is away from the bed-clothes or cloak, and does not therefore unnecessarily alarm the patient. The whole is easily and readily taken to pieces, and packed within the outer case for portability.



FIG. 879.

Ear Forceps, by Mr. Cumberbatch, Fig. 879 . . . 0 7 6



FIG. 880.

Forceps for Removing Artificial Tympanum, Fig. 880 . . . 0 4 0

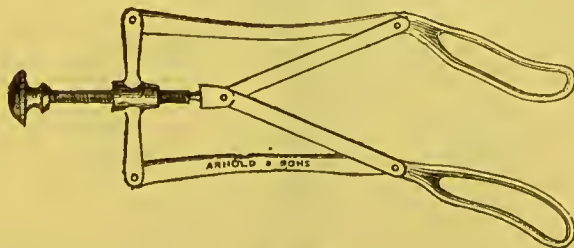


FIG. 881.

Eyelid Retractor, Improved, Arnold and Sons', Fig. 881 . . . 0 10 6

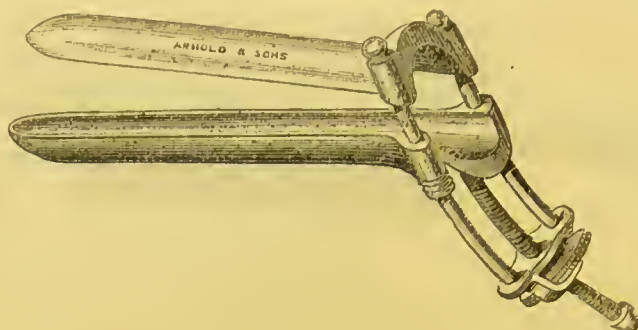


FIG. 882.

Arnold and Sons' Improved Vaginal Speculum, Electro-plated, Fig. 882 £2 2 0

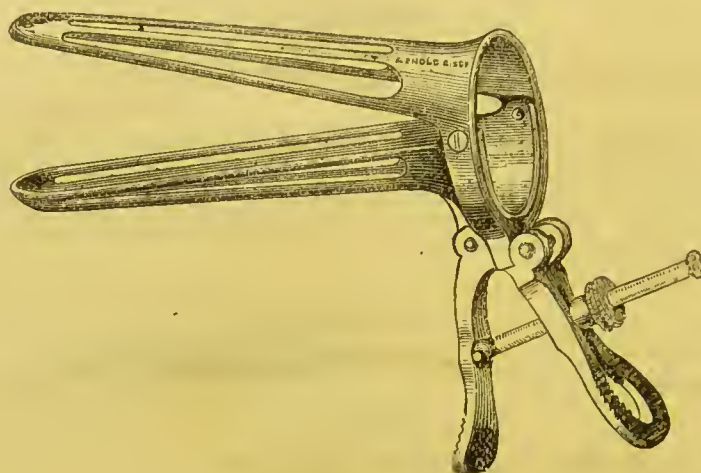


FIG. 883.

Dr. Meadows' Improved Wire-framed Vaginal Speculum, Fig. 883 2 2 0



FIG. 884.

Improved Ear Speculum, Silver, in three sizes, by Mr. Cumberbatch, Fig. 884 each 0 10 0

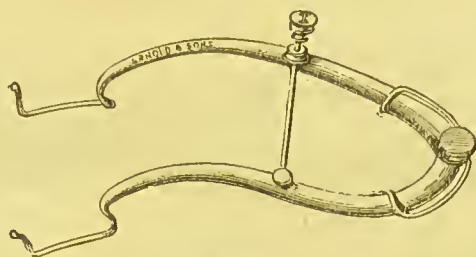


FIG. 885.

Improved Eyelid Retractor, by Mr. Macnamara, Fig. 885 £0 12 6
 Stevenson's Splint for Fractured Patella 1 10 0

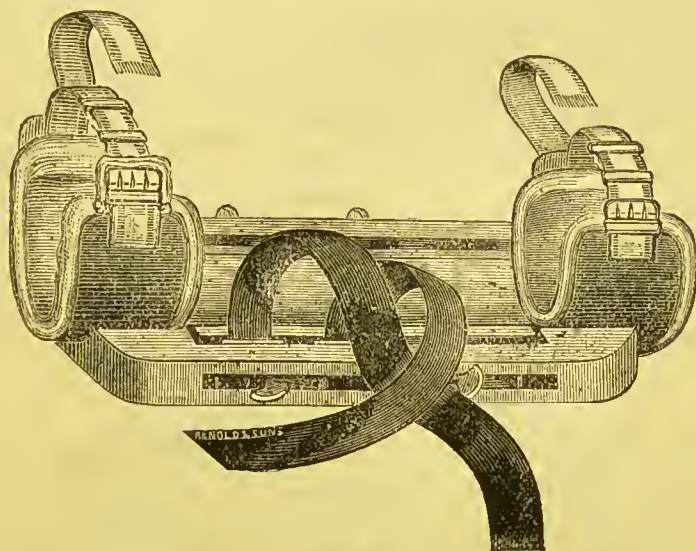


FIG. 886.

Arnold and Sons' Modification of Stevenson's Splint
 for Transverse Fracture of Patella, Fig. 886 2 2 0
 Tupola Tents. per doz. 0 10 6

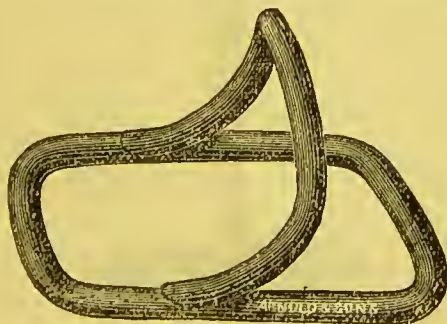


FIG. 887.

Dr. Barnes' Improved Modification of Thomas's Spring
 Pessary, Fig. 887 0 7 6



FIG. 888.

| | |
|--|--------|
| Improved Midwifery Forceps, by John Adams, L.R.C.P., Fig. 888 | £1 1 0 |
| Laryngoscopic Lamp, with parallel bars, bull's eye condenser and burner complete | 3 12 6 |
| Ditto, with stand for table | 1 10 0 |




FIG. 889.

| | |
|---|--------|
| Graduated series of Uterine Bougies, by Dr. Matthews Duncan, complete in morocco case, the set of 12, Fig. 889 | 4 10 0 |
| Ditto half set of 6 | 2 10 0 |

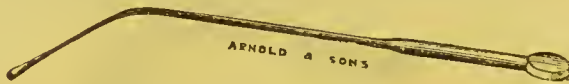


FIG. 890.

| | |
|---|-------|
| Uterine Sound, Improved by Dr. Matthews Duncan, Fig. 890 | 0 7 6 |
|---|-------|



FIG. 891.

| | |
|--|-------|
| Disc and Stem Pessary for Prolapsus, Improved by Dr. Matthews Duncan, Fig. 891 | 0 1 6 |
|--|-------|




FIG. 892.

Arnold and Sons' Modification of Rose's Vaccinator in Porcupine Quill Handle, Fig. 892. £0 10 6

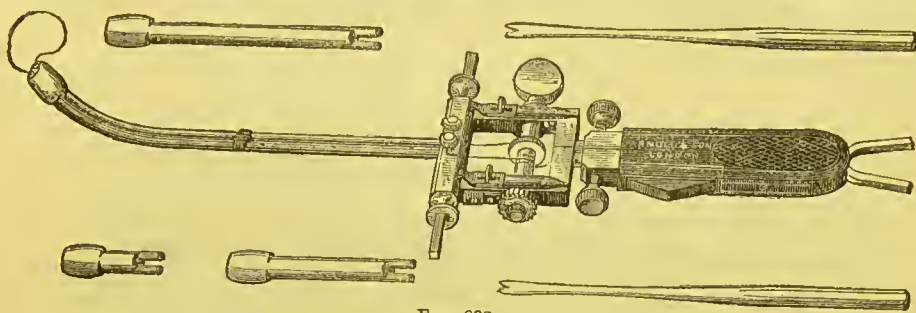


FIG. 893.

Improved Galvanic Ecraseur, with platina wire, complete, by Dr. Matthews Duncan, Fig. 893 5 10 0




FIG. 894.

Arnold and Sons' Improved Surgeon's Hand Bag for Midwifery or other instruments, in Morocco leather, Fig. 894 0 15 0

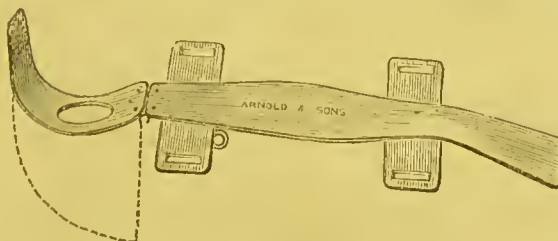


FIG. 895.

Mr. Callender's Splint for Syme's or other Amputations, with hinged joint for painless dressing of the stump, Fig. 895 per set of three 2 14 0
 Ditto ditto each 1 0 0

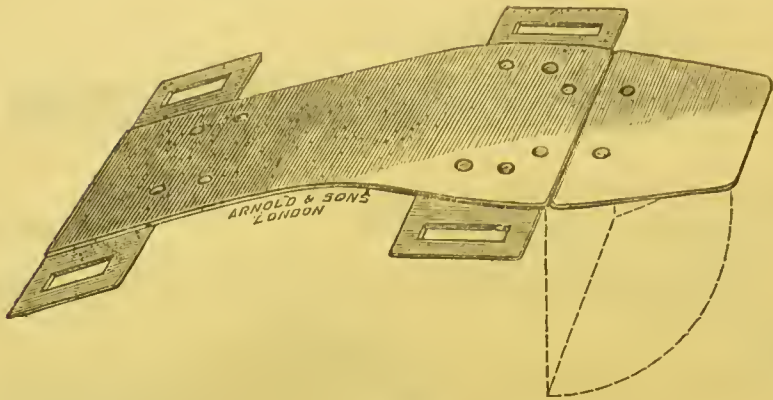


FIG. 896.

Mr. Callender's Splint for the Amputation of Knee, with hinged joint for painless dressing of the stump, Fig. 896

| | | | | | | |
|-------|-------|---|---|---|------------------|---------|
| | | | | | per set of three | £1 16 0 |
| Ditto | ditto | . | . | . | each | 0 14 0 |

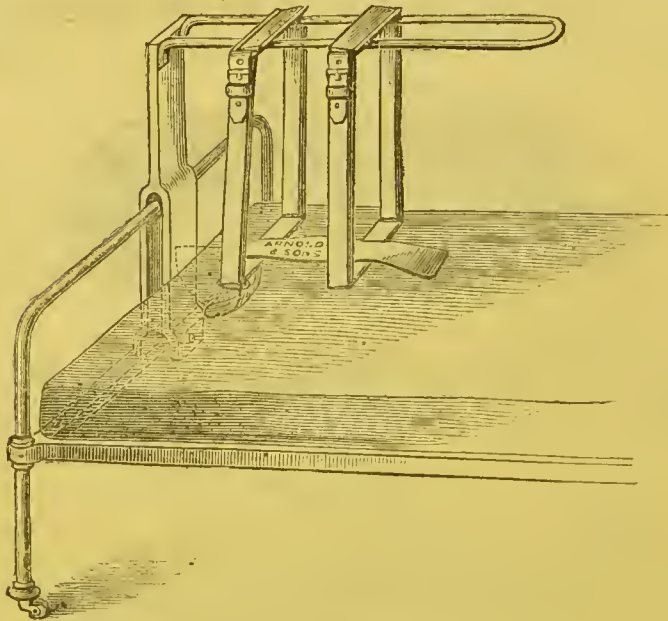


FIG. 897.

Clamp Cradle for Amputation of Stumps and Fractures, without side supports, allowing free movement of either limb, Fig. 897

Mr. Callender's Splint for Amputations below Knee, with hinged joint for painless dressing of the stump

| | | | | | | |
|-------|-------|---|---|---|------------------|--------|
| | | | | | per set of three | 2 14 0 |
| Ditto | ditto | . | . | . | each | 1 0 0 |

Cocking's Poro-plastic Jackets for Sayre's treatment of Spinal Disease, superseding plaster of Paris bandages

| | | | |
|-------|-------|-------------------------------|---------|
| | | hospital quality, 10s. 6d. to | £0 15 0 |
| Ditto | ditto | medium, 16s. to | 1 5 0 |
| Ditto | ditto | super. 30s. to | 2 2 0 |

Measurements required:—Circumference under arms, waist, pelvis, and length from axilla to head of great trochanter.

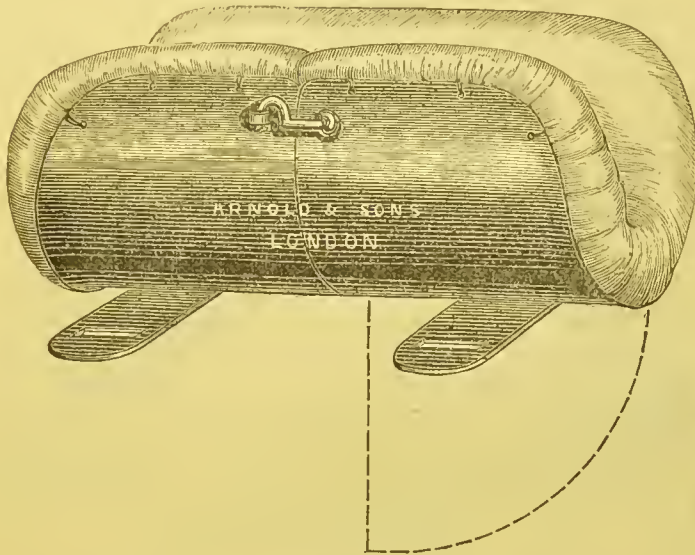


FIG 898.

Mr. Callender's Splint for Amputation of Thigh, with hinged joint for painless dressing of the stump, Fig. 898

| | | | |
|---|-------|----------------|--------|
| | | per set of six | 4 4 0 |
| Ditto | ditto | each | 0 15 0 |
| Arnold and Sons' Improved Illuminating Endoscope, complete, in case | | | 8 8 0 |
| Napier's Rubber Catheter with cap extremity | | | 0 4 0 |
| Ditto with Silver Canula and Steel Stilette for introducing | | | 1 10 0 |
| Richardson's Set of plated Urethra Bougies, in case | | | 3 3 0 |
| Brodie's ditto ditto | | | 3 3 0 |
| Catlin's Pessary | | | 0 4 0 |
| Excision Splint, Price's Modification of McIntyre's | | small size | 1 5 0 |
| Ditto | ditto | medium " | 1 17 6 |
| Ditto | ditto | large " | 1 10 0 |
| Spray producers, by Dr. Prosser James | | | 0 5 0 |

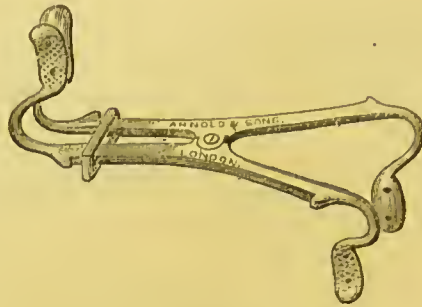


FIG. 899.

Professor Lister's Improved Double Mouth Gag, Fig. 899. £1 7 6

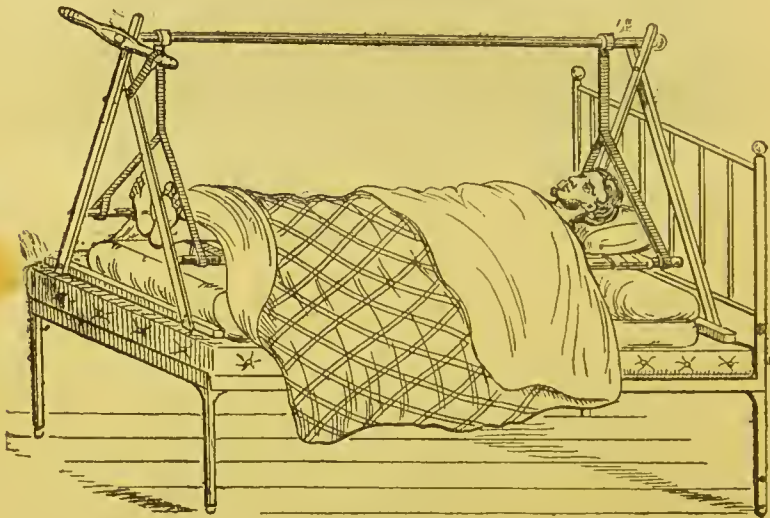


FIG. 900.

| | | | |
|--|---|----|---|
| The Improved Invalid Lift (Patented), unpolished, Fig. 900 | 2 | 12 | 6 |
| Ditto polished | 3 | 3 | 0 |
| Ditto best make, polished | 4 | 0 | 0 |

The Improved Invalid Lift (Patented) is intended for all cases of accident, paralysis, rheumatic fever, gout, and the lying-in chamber, where the utmost care is necessary in moving the invalid. *By means* of this *Invention* one person can raise the patient from the bed in a perfectly horizontal position, thus allowing the bed to be withdrawn and made afresh, and the comfort and cleanliness of the helpless invalid to be otherwise attended to.

By the use of this apparatus bedsores may be entirely avoided, or where they already exist, a more rapid recovery of the patient is secured by their being more easily dressed.

This lift can be placed under any bedstead instantly, or even be applied with equal ease and advantage should the bed be on the *floor*, and when done can be folded up into a small compass.

| | | | |
|---------------------------------------|---|---|---|
| Improved Stem Pessary, by Dr. Meadows | 0 | 5 | 0 |
| Vulcanite Speculum Ani | 0 | 5 | 0 |



FIG. 901.

Martindale's Portable Inhaler, for inhaling medicated moist air, with thermometer, Fig. 901. . . . £0 6 6

A simple, portable, and efficient apparatus, in which the air inspired becomes fully charged with the medicament, heat, and moisture, while the exertion to the patient is reduced to a minimum.

The body of the apparatus is made of tin. It has an earthenware mouthpiece, and a woollen cover or "cosy," which in use prevents the rapid lowering of temperature of the fluid contained in it, and allows the patient to handle it without burning his fingers.

The Portable Inhaler is light, not easily broken, and, including the Thermometer, it packs safely in a parcel 7 in. x 5 in. x 5 in.

As it contains no cork or india-rubber joining likely to absorb contagion, it can be easily cleansed by washing with boiling water.



FIG. 902.

Pocket Insulated Surface Clinical Thermometer (Patented), by Dr. Mortimer Granville, price, complete, in case, Fig. 902. . . . 2 10 0

Vide *Lancel*, August 11th, 1876.




FIG. 903.

Arnold and Sons' Improved Hypodermic Syringe (Patented), with two platina needles, cut-glass bottle, in mahogany case, complete, Fig. 903 £1 1 0
 Ditto ditto with two gilt needles, in leather case 0 16 0




FIG. 904.

Arnold and Sons' Hypodermic Syringe (Patented), with screw action and two platina pipes, in leather case 1 5 0
 Ditto with gilt pipes, Fig. 904 1 1 0

Extract from *Lancet* of July 20th, 1878, p. 89:—"We have received from Messrs. Arnold and Sons an improved patent hypodermic syringe, which is represented in the accompanying woodcuts. The improvement consists of a reservoir, D, containing oil (in the centre of the plunger); a small piston-rod is inserted inside the ordinary piston, B, and attached to the handle, A, of the syringe, by means of a screw. We have tried this little instrument, which is manufactured by Messrs. Arnold and Sons, of West Smithfield, and can testify to the ease and readiness with which it works, one of the chief difficulties in the use of hypodermic syringes having been successfully overcome by the invention.

Extract from *Medical Times and Gazette*, August 3rd, 1878:—"Another important advantage over existing instruments is that the plunger, being constantly expanded by moisture, fits the cylinder accurately. The gradations on the barrel are accurately marked in red, which is indelible, and the exact quantity injected can be readily seen. The application of this self-lubricating plunger, for which Her Majesty's Letters Patent have been granted, can be applied to all syringe enemas, &c."

Extract from *Medical Press and Circular*, August 7th, 1878:—"Another important improvement is secured by having the mounts SCREWED on the glass, thereby rendering it impossible to remove the mount from the cylinder unless by breakage. For India, the Colonies, and all parts abroad, this invention will be invaluable, as it cannot get out of order and will always be ready for use at a moment's notice. Messrs. Arnold and Sons, of London, are the makers and patentees of the new instrument."

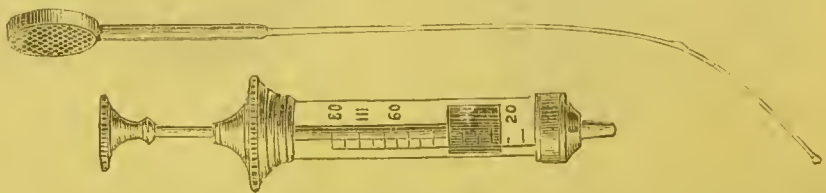


FIG. 905.

Improved Instrument, by Dr. Matthews Duncan, for injecting into an unimpregnated uterus, with Syringe complete, in Morocco case, Fig. 905 1 10 0

Vaccination case by Dr. Purvis

Extract from *Statistics on Vaccination*:—"The case answers its purpose admirably, and is far superior to cards. It can be obtained of Messrs. Arnold and Sons, 35 and 36, West Smithfield, with whom I have made arrangements for bringing it out."

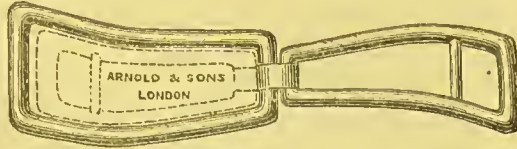


FIG. 906.

Uterine Repositor and Retracting Speculum by Dr. Cooper, £1 10 0
Fig. 906

Vide *Dublin Journal of Medical Science*, May, 1877.

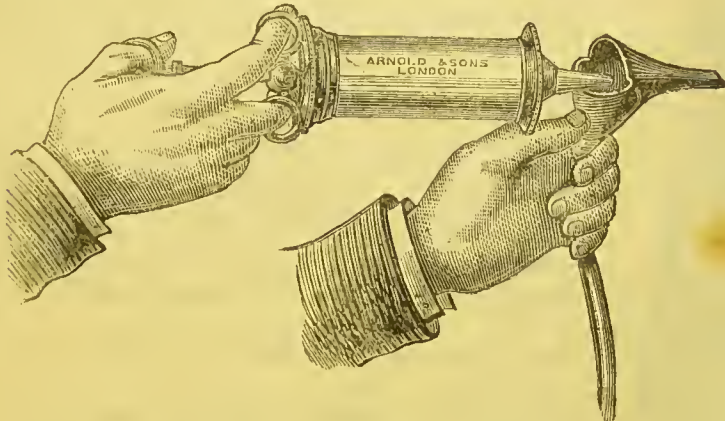


FIG. 907.

Dr. Cooper's Speculum Ear Spout, with tubing 0 10 6
Ditto, ditto, with Syringe, complete, Fig. 907 1 1 0

Extract from *Dublin Journal of Medical Science*, April, 1877:—"For these reasons the speculum, of which we give a woodcut, is constructed with a spout-handle, an appendage that perfectly answers its two-fold requirements of a handle and a spout. We have termed this a spout-speculum, and feel convinced that any one who once uses it will not care to syringe after the old fashion, and, besides this, it has the not inconsiderable advantage, in these days of unnecessarily costly instruments, of being as inexpensive as any ordinary ear speculum, and quite as useful as any of them for the purposes of an optical instrument. I may explain that my speculum is constructed in vulcanite; specula of which, as Pollitzer says (at least he is speaking of much the same material, namely, 'rubber'), have the advantage of being much lighter, and are, therefore, borne in the meatus by the patient, without support, far more easily than the many metallic cones, and, moreover, do not occasion the unpleasant cold sensation caused by a polished metal surface. The dark ground of the inner surface favours a clear definition of the illuminated parts far more than does the slight reflection of light from the polished metal, which increases the brightness of view at the centre."

"I may add that these instruments are to be had of the well-known surgical instrument makers, Messrs. Arnold and Sons, Smithfield."



FIG. 908.

New Leg-splint, by Mr. Hancock Wat-
hen, Fig. 908 £2 5 0

Extract from the *Medical Times and Gazette*, December 8th, 1877:—"I wish to draw the attention of the profession to a new splint which Messrs. Arnold and Son have made from my suggestions. The splint consists of a back splint of metal perforated with large holes for coolness, ventilation, and (if required) drainage. Attached to this back splint on each side is a lateral splint of perforated zinc slightly hollowed; these lateral splints are connected with the back splint by brackets, which travel through slots and are fixed by thumb-screws. By these means the splint can be enlarged to fit a large limb, or reduced to the needs of a smaller one. In the accompanying woodcut the mode of fixing the foot-piece is by a screw which projects below, but in later instruments Messrs. Arnold have devised an improved plan, which has added to the neatness and compactness of the splint. The lateral splints being provided with hinges, permits them to be folded over each other above the foot-piece and back splint, thus packing into a space of twenty inches by four. The weight of the splint is three pounds five ounces. The advantages claimed for this splint are adaptability to limbs of varying size in girth, facilities for dressing, coolness, portability, and cheapness—its price being twenty-five shillings.




FIG. 909.

Army Regulation Pocket Case of Instru-
ments, complete 5 5 0
Depilatory Forceps, improved by Dr.
Dyce Duckworth, Fig. 909 0 4 6

Extract from the *Lancet*, April 6th, 1878:—"It has occurred to me that a more efficient instrument might be constructed, and the object of this communication is to introduce to the profession an improved form of forceps for this purpose. I therefore devised that of which the annexed woodcut is an exact copy both as to size and form. It is intended to be taken in the hand and held horizontally, or at a right angle to the head of the patient. There is thus secured a greater increase of power in manipulating the affected hairs, and the process of depilation can be carried on without the inevitable fatigue to the finger and thumb resulting from the use of the ordinary depilatory forceps. Certainly with the forceps here described there will in future be less objection to the practice than there may have been hitherto.

"Messrs. Arnold and Sons, of West Smithfield, have carefully manufactured this instrument at my suggestion."

Instrument for Elastic Ligature, by Mr.
Allingham 1 10 0
Arnold and Sons' Improved Sphygmo-
graph 5 5 0



FIG. 910.

Annular Pessary, Flexible, Fig. 910 £0 4 0

Extract from the *Lancet*:—"The pessary possesses manifest advantages: it collapses for introduction, and when *in situ* it expands to the circular form or such other shape as may best accommodate its contact with surrounding parts."

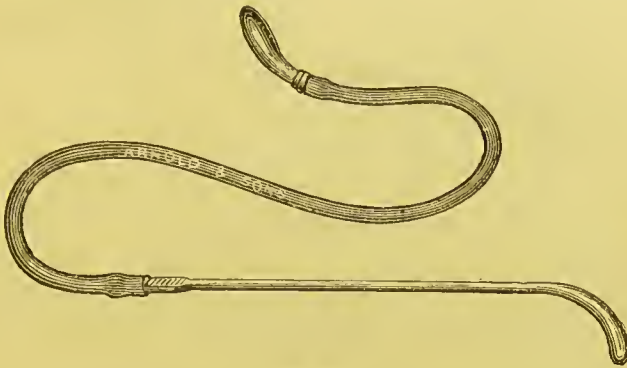


FIG. 911.

Auscultatory Sound, by Dr. Ralph W. Leftwich, Fig. 911,
per set 1 1 0

Extract from the *Lancet*, October 14th, 1876:—"The application of mediate auscultation to the detection of stone, though not new, has hitherto, I believe, been confined to the somewhat awkward expedient of placing a stethoscope upon the hypogastrium while the sound is rotated in the bladder. The "auscultatory sound," here described, is in many respects an improvement upon this. It consists essentially of an india-rubber tube, one end of which is provided with an ear-piece and the other stretched over the handle of a sound. The tube should be about twenty-five inches in length, and of a quarter of an inch bore. It must be composed of extremely soft and moderately thick india rubber. The sound itself should be of solid steel; and, although the ordinary form answers very well, it is a decided advantage to have the extremity of the handle cylindrical or conical, so as to preserve the lumen of the tube. The ear-piece, made of vulcanite, is similar to that of a Gruber's otoscope or a Stern's stethoscope; it is intended to be inserted into the meatus, and maintains its position there best if bent to an obtuse angle.

"Thus constructed, the instrument will be found to conduct sonorous vibrations with remarkable intensity and delicacy—indeed, the lightest rub on a polished surface can be heard with ease. In using it, it is necessary that the ear-piece be inserted into the meatus with sufficient firmness to retain its position there without

being held. The sound should be held lightly between the finger and thumb, and manipulated in the usual way; the grating noise, however, is so distinct that the tapping movement occupies a secondary place, and is of most use in refining the diagnosis and distinguishing between a calculus and a deposit on the walls of the bladder. The value of the instrument in the simple detection of calculus is tolerably evident, but there can be little doubt that, with practice, its sphere of usefulness will be much extended.

“Messrs. Arnold, of West Smithfield, have undertaken to keep a supply of them in various sizes.”

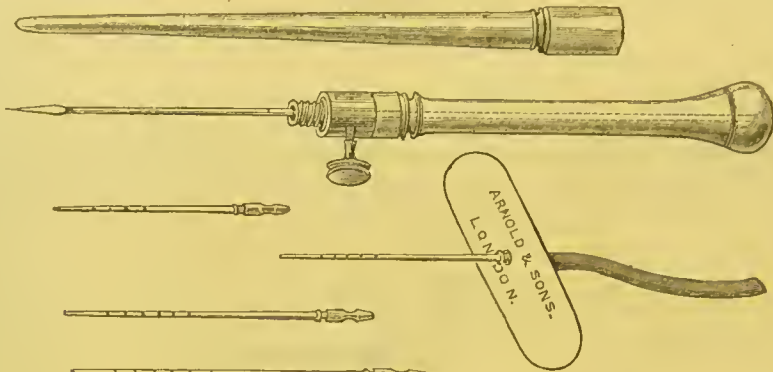


FIG. 912.

| | |
|---|--------|
| Dr. Southey's Improved fine Trocar and Four Canulas of different lengths for Paracentesis Abdominis, with Tubing, complete, in morocco case, Fig. 912 . . . | £1 5 0 |
| Ditto with Two Trocars of different sizes and Eight Canulas of various lengths and sizes, with Tubing, complete, in morocco case . . . | 2 0 0 |

Extract from *Lancet* of August 10th, 1878:—"For the last year I have had every case of ascites—hepatic, carcinomatous, cardiac, renal—which has fallen under my care at St. Bartholomew's, and required tapping, tapped in this way; and the results have proved sufficiently satisfactory for me to recommend it highly. I have had no instance of peritonitis thus provoked. The paracentesis, instead of being a formidable operation, is nothing more than the prick of a needle. The ascitic fluid is quite sufficiently evacuated; it is also removed gradually, the near average rate of its removal being from ten to twenty ounces per hour. The pressure upon the diaphragm, the intestines, the intra-abdominal vessels, and the walls of the abdomen, is slowly but steadily relieved. There is no syncope provoked and no necessity for swathing the patient with bandages, a circumstance in the old method of performing paracentesis by large trocars which in hot weather added greatly to the patient's distress. Both by doctors and patients this mode of performing paracentesis will, I think, be hailed as an advance in clinical medicine.

“*Mode of Operation.*—Trivial as this is, it appears to me from experience that there is a right and a wrong way of introducing the canula. Instead of driving the trocar in quite perpendicularly, it is best to slope the point downwards somewhat towards the pubes, and to avoid making the canula point upwards towards the sternum. The wound made is so slight that one can afford to make it almost anywhere, but from prejudice I should select the raphe or mesial line below the umbilicus, and about midway between this and the pubes. Before operating, I always insist upon my house-physician ascertaining that the bladder is empty.”



FIG. 913.

Robson's Patent Inhaler, Fig. 913 £0 6 0

The separate tube shown at the side of the inhaler forms a cap and is made to fit loosely over the hollow cylinder running up from the base of the vessel. The lid is made air-tight by a band of india rubber. The air, rising through the cylinder, descends the body and small arms of the cap, and finds exit only at the lowest point of the fluid to be inhaled. Passing up through the whole body of the inhalant, it emerges in the form of *thoroughly medicated vapour*, which is breathed without effort by the patient. The advantages claimed for it are efficiency and simplicity combined with durability and cheapness.




FIG. 914.

| | | |
|--|-----------|--------|
| Dr. Barnes' Improved Speculum Vaginae, stoutly plated, Fig. 914 | | 1 10 0 |
| Gowlland's Speculum Ani | | 0 15 0 |

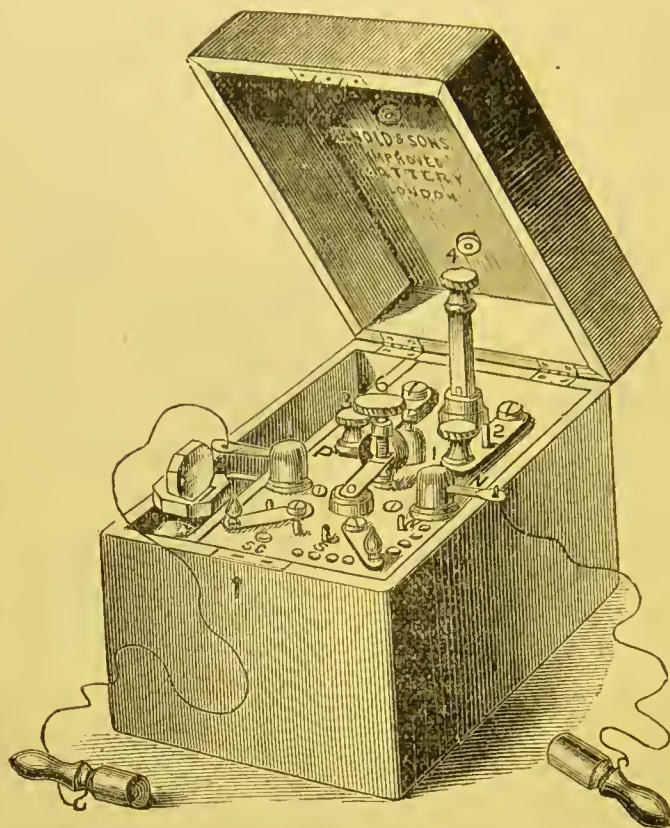


FIG. 915.

Arnold and Sons' Improved, small size, Bichromate Battery, Nickel Silver fittings, complete in walnut case, Fig. 915 £4 10 0

Directions for Use.—To set the battery in action, raise the handle or rod (4) perpendicularly, and then press down sufficiently to immerse the plates. As the solution becomes exhausted the handle must be lowered, but never more than sufficient to work the coil, and always drawn up after using and placed horizontally, to suspend the action. The small pins attached to the wires are to be placed in the raised heads (1, 1). The strength of the current is regulated by moving the small handle from w to s (weak to strong).

To fill the Battery, turn the screw-heads (3, 3), and by the raised pins turn the flat bars (2, 2) outwards, and by the handle (4) the battery with its vulcanite covering can be lifted out, and the bottle filled three parts with solution, and secured as before.

By moving the screw of the contact-breaker (6) the rapidity of the shocks can be regulated with the greatest nicety, and when screwed up as only to produce a humming sound the shocks are so rapid as to be almost continuous. When the instrument is not required, or is wanted to be carried about, it is advisable to empty the battery, which is easily done by pouring the solution into the stoppered bottle by means of the vulcanite funnel, and can be replaced again when required. By this means the plates will last a considerable period without renewal.

Battery solution.—Dissolve one part of bichromate of potash in eight parts boiling water, when cold add one part sulphuric acid—all by weight.

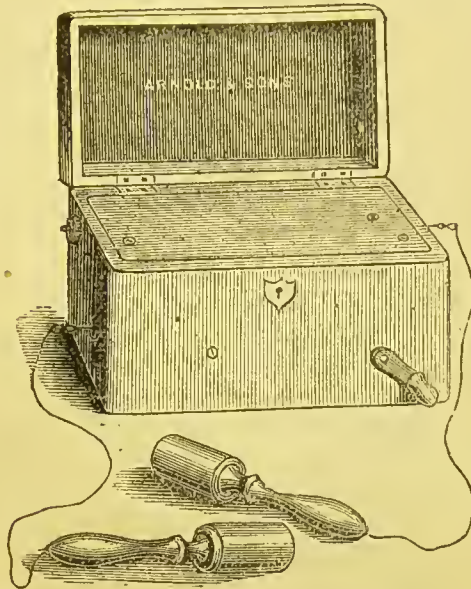


FIG. 916.

Arnolds' Portable Electro Magneto Machine, in mahogany case, Fig. 916

Syphon Douche, Mr. Peter Gowlland's £1 10 0

. 0 17 6

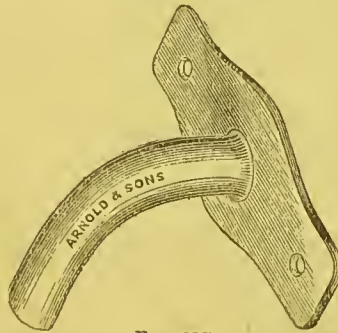


FIG. 917.

Tracheotomy Tubes, India Rubber, Improved by Mr.

Morrant Baker, Fig. 917 small size 0 5 0

Ditto ditto medium 0 5 6

Ditto ditto large 0 6 0

It will be seen that it very much resembles the ordinary tube in shape. It is made of the red mineralized india rubber, and of such firmness that it is capable of resisting ordinary pressure, while at the same time it is sufficiently flexible not to cause ulceration of the trachea, which is frequently the result of wearing silver tubes.

Deformity Boots to order

Moulded leather Splints to order

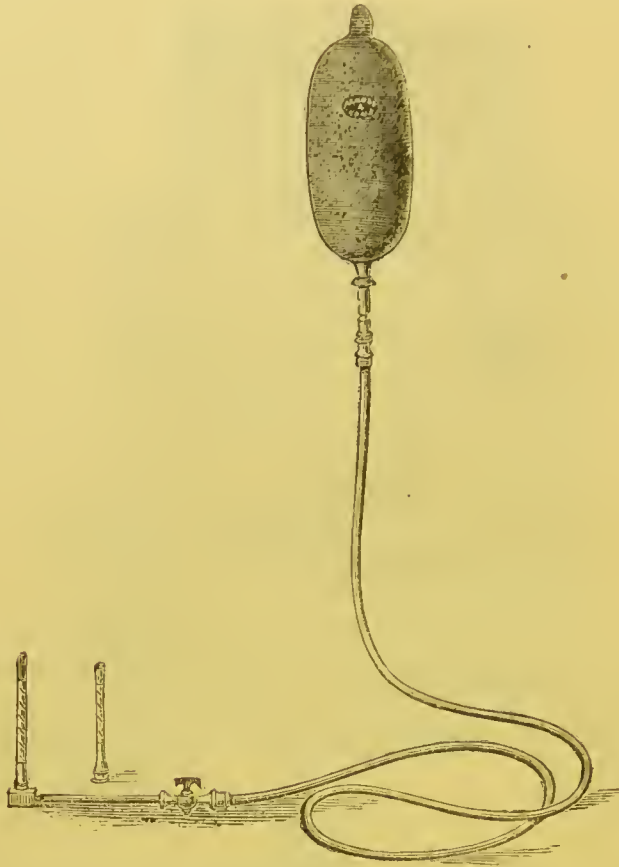


FIG. 918.

| | | | |
|--|------|----|----|
| Dr. Graily Hewitt's Uterine Douche, Fig. 918 | £1 | 1 | 0 |
| Nott's Speculum Vaginæ. | 1 | 1 | 0 |
| Smith's ditto | 2 | 2 | 0 |
| Hicks' Ear Speculum, with Reflecting Lens, in case | 1 | 0 | 0 |
| Voltolini's Nasal Speculum | 0 | 8 | 6 |
| Golding-Bird's Ether Inhaler | 12s. | 0 | 15 |
| Urinary Case, Dr. G. Johnson's | 1 | 15 | 0 |
| Ditto Dr. Batten's | 1 | 5 | 0 |
| Ear Aspirator, Improved by Mr. Cumberbatch | 1 | 15 | 0 |




FIG. 919.

| | | | |
|--|---|----|---|
| Improved Laminaria Tents, extra size, by Dr. Matthews Duncan, Fig. 919 per doz. | 0 | 18 | 0 |
|--|---|----|---|

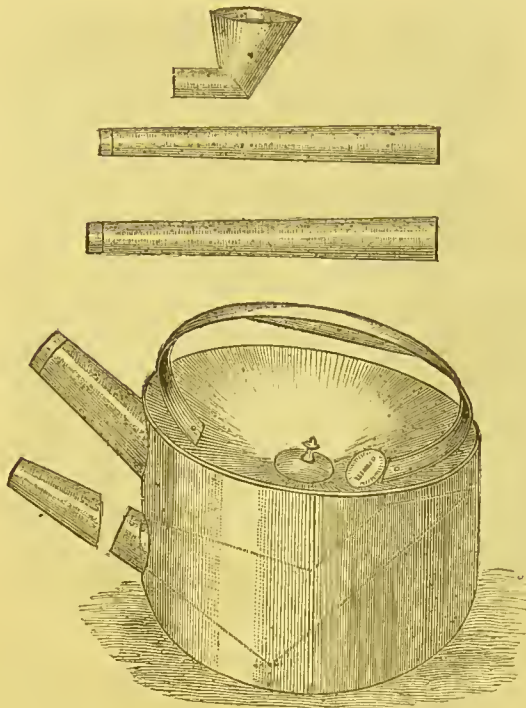


FIG. 920.

Robson's Patent Diffuser, Fig. 920 8s. 6d. £0 10 6

Robson's Patent Diffuser combines bronchitis kettle, disinfector, and vapour-bath in one, and being automatic in its action can be used without either fire or lamp. The sides of the apparatus rise from back to front, and the top dips down towards the middle, whereby the steam is caused to rise and to be carried from all parts of the vessel by the air which enters through the inner chamber towards the mouthpiece, from which it then issues in a stream and is diffused. The chamber is constructed so as to contain medicament or disinfectant without interfering with the entrance of air which passes close over its surface, and thus becomes thoroughly impregnated with it. The mouthpiece is made in joints, which fit one within another, for convenience in packing, and the upper end has an elbow for changing the direction of the steam. The lower spout prevents the entrance of smoke when the apparatus is used with a fire.

| | | | | |
|---|------------------|---|----|----|
| Cocking's Poroplastic Leg Splints | 6 pairs, per set | 1 | 1 | 0 |
| Ditto Arm „ | 3 pairs, per set | 0 | 13 | 6 |
| Ditto Ankle „ | each | 0 | 2 | 0 |
| Ditto Elbow „ | set 3, per set | 0 | 12 | 0 |
| Ditto Breast „ | ditto | 0 | 15 | 0 |
| Ditto Hand „ | ditto | 0 | 15 | 0 |
| Cocking's Poroplastic, in Sample Boxes | per box | 0 | 15 | 0 |
| Clover's Set of Catheters with India-rubber Syringe for washing out the bladder, in case complete | | £ | 2 | 10 |
| Wagstaffe's Set of twelve Catheters, in case complete, stoutly plated | | 3 | 15 | 0 |
| Ditto six ditto ditto | | 2 | 0 | 0 |

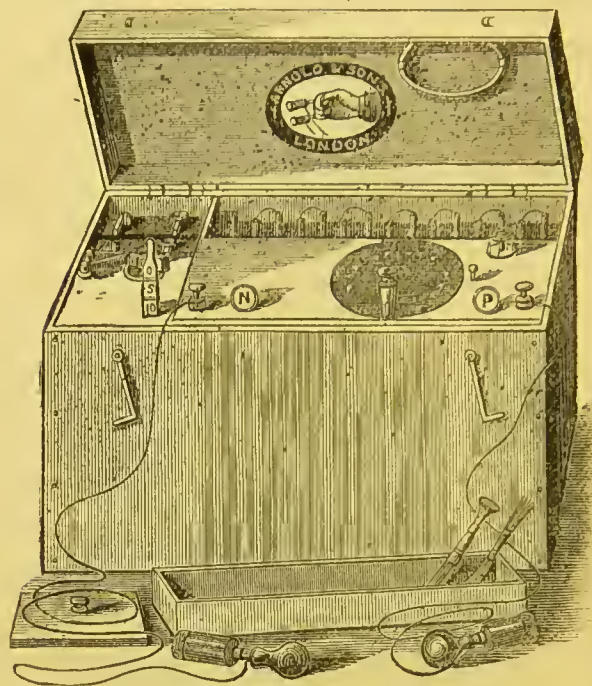


FIG. 921.

| | | | |
|--|----|----|---|
| Dr. Tibbits' Constant Current Batteries, 15 cell, Fig. 921 | £5 | 5 | 0 |
| Ditto ditto 20 " | 6 | 6 | 0 |
| Ditto ditto 30 " | 8 | 8 | 0 |
| Ditto ditto 40 " | 10 | 10 | 0 |
| Ditto ditto 50 " | 12 | 0 | 0 |
| Ditto ditto 100 " | 23 | 0 | 0 |
| Ditto Combined Battery . . . 30 cells | 14 | 14 | 0 |
| Ditto ditto . . . 40 " | 16 | 16 | 0 |
| Ditto ditto . . . 50 " | 18 | 18 | 0 |

Arnold and Sons' New Constant Current Battery, patented July 29th, 1878, presents many advantages over those in general use:—1st. They are extremely portable, and it is impossible for the solution to escape from the cell unless the battery is turned upside down. 2nd. They require no preparation, being charged ready for immediate use. 3rd. There are no loose wires which can be easily broken or damaged, and the whole of the cells are exposed by simply removing the cover. 4th. Their electro-motive force is made higher than those in general use, and by careful use they will last two years without recharging. 5th. By a simple arrangement they can be securely packed and sent abroad without fear of the solution being upset, and thereby spoiling the battery.

| | | | |
|---|----|----|---|
| Arnold and Sons' Patent Constant Current Battery, 15 cell | 5 | 5 | 0 |
| Ditto ditto 20 " | 6 | 6 | 0 |
| Ditto ditto 30 " | 8 | 8 | 0 |
| Ditto ditto 40 " | 10 | 10 | 0 |
| Ditto ditto 50 " | 12 | 0 | 0 |
| Ditto Combined 30 " | 14 | 14 | 0 |
| Ditto ditto 40 " | 16 | 16 | 0 |
| Ditto ditto 50 " | 18 | 18 | 0 |




FIG. 922.

Patent Invalid Reading or Writing Table and Fire
Screen combined, in polished mahogany, birch, or
walnut, Fig. 922 £4 4 0

Unlike all other tables intended for use in illness, it is not cumbersome or
unsightly, and when closed it represents a fire screen, and can be placed, if not
required, flat against a wall.

Artificial Eye Apparatus, after M. le Dr. Perrin, Paris,
for facilitating ophthalmoscopic studies, complete 3 3 0

The apparatus consists of a hollow brass sphere, the cavity of which corre-
sponds in size to the ocular globe. It can be raised or lowered to any desired
height on its stand, to which it is fixed by a joint having a universal motion.
This sphere is composed of three parts:—

- 1st. The body, which is blackened inside, representing the intraocular cavity.
- 2nd. The anterior portion, containing the representation of the dioptric appa-
ratus on a plano-convex lens of suitable focal length.
- 3rd. The posterior portion, holding in its cavity a removable small copper cup,
on which is represented an ophthalmoscopic image of the fundus, either
normal or pathological.

Three lenses are supplied—one representing the astigmatic, a second the hyper-
metropic, and a third either the myopic or emmetropic appearances presented by
the eye.

Twelve copper cups, on which are painted different pathological conditions of
the eye, are also furnished.

The chief obstacle to progress in ophthalmoscopic studies has hitherto been

found in the want of subjects upon which to exercise, and meeting the conditions with respect to suitability, endurance, and frequent opportunity, which are imperative, in order to attain that manual dexterity with the small hand ophthalmoscopes which comes only from practice.

These difficulties are entirely removed by the artificial eye, which opens the valuable and fruitful field of ophthalmoscopic research to all; and as a means of diagnosis for many maladies, even though remotely connected with the eye, this study is becoming daily more important.




FIG. 923.

Improved Illuminating Hand Lamp, for using with speculum, ophthalmoscope, or laryngoscope, Fig. 923 . £1 1 0

“The wick is fed by a sponge saturated with petroleum, and burns for several hours, with a high illuminating power. The flame is enclosed in a lantern to protect it from currents of air; the rays are concentrated by a bi-convex lens, so that the light can be thrown on any given point; no shade is required.”—*Medical Times*.

| | |
|--|--------|
| Wagstaffe's Set of Catheters and Sounds, electro plated, in morocco case | 3 10 0 |
| Professor Lister's Set of Catheters, electro-plated | 3 10 0 |
| Ecraseurs for Nasal Polypi 21s. | 1 10 0 |
| Subcutaneous Saw, by Mr. Adams | 0 10 6 |

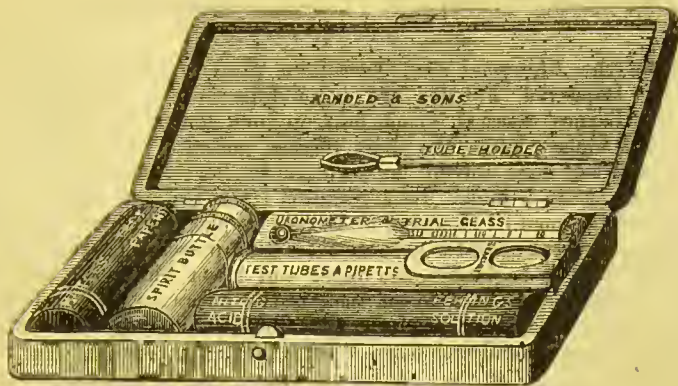


FIG. 924.

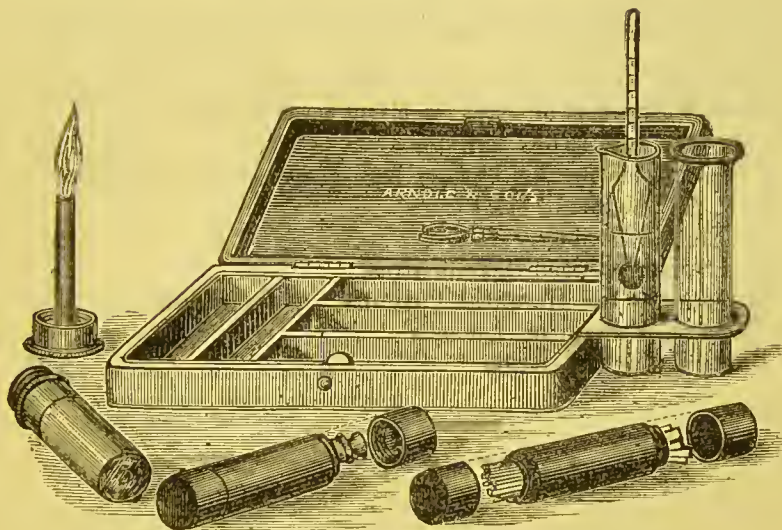


FIG. 925.

Pocket Clinical Urine Case, by Dr. Alexander, Figs. 924
and 925 £1 15 0

This little case is five and a half inches long, two and a half wide, one inch deep. It carries a trial-jar enclosing a urinometer, which requires three drachms and a half of fluid to float it, and is thus advantageous when but a small quantity of urine can be obtained; a double ebonite case containing at one end a bottle for nitric acid, and at the other a bottle for Fehling's test-solution or liquor potassæ; two full-sized test-tubes, with silk covering to prevent breakage. A small movable brass bracket for holding trial-jar and test-tubes when in use; a spirit-lamp, the peculiarity of which is that the wick is always ready for use; the lamp itself is *spirit-tight*; a small double ebonite case, containing matches and test-papers; a pair of brass forceps for holding test-tubes, &c., completes the case, which is made of wood covered with morocco leather.

The *British Medical Journal*, June 9th, 1877, says:—"It is the most ingenious, thoroughly portable, and cleverly arranged urine ease which we have seen; and both in design and execution is deserving of high commendation."

Improved Midwifery Forceps, by C. L. Anderson, L.R.C.P.
Edin.

£1 1 0

Extract from the *Liverpool and Manchester Medical and Surgical Reports* of 1878:—"The Improved Forceps are a modification or combination of the Simpson's and Barnes' forceps, about half an inch longer than Simpson's from lock to tip, or 9 inches, while the short forceps measure 7½ inches. The transverse measurement of long forceps is 3¼ inches, in short forceps 2½ inches. Both forceps measure at tip ⅝ inch. Like Simpson's the German shoulder has been adopted, and the foramen of Hodgkin or Barnes so placed as in combination with the shoulders to give the operator greater extraction power. There is also another advantage, especially to beginners, the upper and lower blades are indicated, and the handles are roughened slightly as seen in the engraving. The forceps have both been tried and found to meet the purposes for which they were made. They can be had of Messrs. Arnold and Sons, West Smithfield, London."

Hypodermic Syringe, by Dr. Spencer Thomson, complete,
with 2 Steel Needles

1 1 0

Extract from the *Lancet*, April 15th, 1876:—"The chief advantages claimed for this instrument are its unfailing efficacy, its constant readiness for use when required, and its portability.

"The syringe, which is contained in a German silver case, is secured by a screw cap, and thus being kept air-tight the piston never becomes dry."

Clover's Gas and Ether Inhaler 10 10 0

Spray producers for the Throat for Hospital patients, by

Dr. F. de Havilland Hall 0 2 6

Budd's Elastic Probes 0 6 0

Buttle's Spear-pointed Scarificators 0 8 6

Nasal Douches for Hospital Patients, by Dr. Brunton 0 2 6

Ear Syringe, Vulcanite, Lucas's 0 6 6

Dr. Barnes' Vaginal Rests 0 5 0

TABLE-KNIVES, RAZORS, &c.




FIG. 926.

Table Knives, Arnold and Sons' Superior, in best ivory handles, Fig. 926

per doz. 2 10 0



FIG. 927.

Dessert Knives, Arnold and Sons' Superior, in best ivory handles, Fig. 927

per doz. 2 0 0

| | | | |
|--|-------|---------------|---------|
| Carving Knife and Fork | ditto | per pair | £0 15 0 |
| Poultry Carvers | ditto | ditto | 0 14 0 |
| Table Knives, in ivory handles | . | per doz. | 1 10 0 |
| Dessert Ditto | ditto | ditto | 1 6 0 |
| Carving Knife and Fork | ditto | per pair | 0 10 6 |
| Poultry Carvers | ditto | ditto | 0 10 6 |
| Table Knives, in ivory handles, plain quality | . | per doz. | 1 5 0 |
| Dessert ditto | ditto | ditto | 1 1 0 |
| Carving Knife and Fork | ditto | per pair | 0 9 0 |
| Poultry Carvers | ditto | ditto | 0 9 0 |
| Table Knives and Forks, in bone handles | . | per doz. | 0 12 0 |
| Dessert ditto | ditto | ditto | 0 10 6 |
| Carver and Fork | ditto | per pair | 0 5 0 |
| Table Knives, in black handles, with silver ferrules | . | | 1 1 0 |
| Dessert ditto | ditto | ditto | 0 18 0 |
| Table Forks, stoutly electro-plated | . | per doz. 42s. | 2 10 6 |
| Dessert Forks, stoutly electro-plated | . | ditto 32s. | 2 0 0 |
| Table Spoons | ditto | ditto 40s. | 2 8 0 |
| Dessert ditto | ditto | ditto 30s. | 1 16 0 |
| Tea ditto | ditto | ditto 18s. | 1 4 0 |

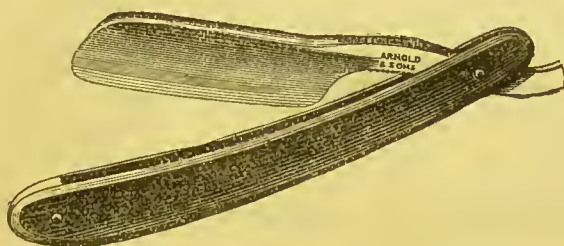


FIG. 928.

| | | | |
|------------------------------------|---|----------|--------|
| Razors, in plain handles, Fig. 928 | . | per pair | 0 2 0 |
| Ditto good quality, black handles | . | ditto | 0 5 0 |
| Ditto best ditto ditto | . | ditto | 0 7 0 |
| Ditto good quality, ivory handles | . | ditto | 0 9 0 |
| Ditto best ditto ditto | . | ditto | 0 10 6 |
| Ditto very superior ditto | . | ditto | 0 12 0 |
| Ditto ditto in tortoiseshell | . | ditto | 0 14 0 |
| Heiffor's Razors, hollow ground | . | each | 0 2 6 |

In an article on "Methods of obtaining Sections of Frogs' Eggs," the writer states:—"I find the best Razor for this purpose, and, indeed, for all microscopic purposes, to be the flexible edged razors made by John Heiffor, Sheffield, and stamped 'Made for the Army.' In order to render the edge flexible, these razors have their surfaces ground hollow; this hollow holds a great deal of spirit, and thus renders it easier to float the sections off. Moreover, the edge is extremely thin, and does not act as a wedge on a brittle substance like a frog's egg, and break the section in half. . . . Again, these razors are extremely easy to sharpen, and every microscopist ought to be able to put a fine edge on his own razor. . . ."



FIG. 929.

| | | | | |
|---|-------------------|----|---|---|
| Pocket Knives, 1 blade, in buck, ivory, pearl, and tortoise-shell | 1s., 2s. 6d. | £0 | 3 | 6 |
| Ditto 2 blades, ditto, Fig. 929. | 1s. 6d., 3s. 6d., | 0 | 5 | 0 |
| Ditto 3 blades, ditto | 2s., 5s. | 0 | 7 | 6 |
| Sportsman's Knives in great variety | 10s. 6d. to | 5 | 0 | 0 |

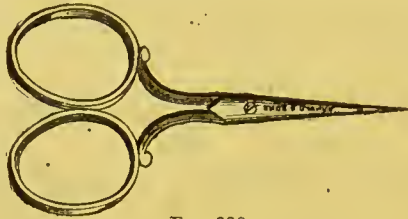


FIG. 930.

| | | | | |
|--|---------|---|---|---|
| Ladies' Scissors, embroidery, Fig. 930 | 3s. 6d. | 0 | 5 | 0 |
| Ditto button hole | 3s. 6d. | 0 | 5 | 0 |



FIG. 931.

| | | | | |
|---|-----------------------|---|---|---|
| Ladies' Scissors, cutting out, Fig. 931 | 3s. 6d., 4s., 4s. 6d. | 0 | 5 | 0 |
|---|-----------------------|---|---|---|

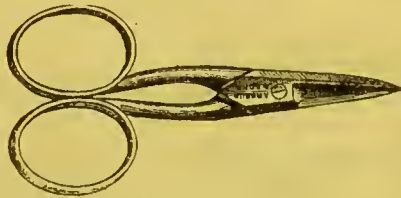


FIG. 932.

| | | | | |
|---|---------|---|----|---|
| Nail Scissors, Fig. 932 | 3s. 6d. | 0 | 4 | 6 |
| Ditto curved | | 0 | 4 | 6 |
| Nail Nippers | | 0 | 5 | 0 |
| Hunting Hatchets | | 1 | 1 | 0 |
| Hunting Hatchet and Saw, in spring-back buckhorn handle | | 1 | 10 | 0 |
| Boar and Tiger Hunting Knives | | 1 | 1 | 0 |

16. 12

