



22101886562

Med

K51321

M. XIV

19/a

VETERINARY MEDICINE, Instruments & Apparatus

: 19cc. 1-

21245574



WELLCOME INSTITUTE LIBRARY	
Coll.	wellcome
Call No.	
	V

PREFACE.



ARNOLD & SONS, in presenting to the Profession the revised edition of their Illustrated Catalogue of Veterinary Instruments, take the opportunity of tendering their thanks for the liberal support they have received during upwards of *half a century*, and trust by still continuing to produce instruments, etc., of the newest construction, best quality, and highest finish, to merit a continuance of that patronage hitherto accorded them.

Only the best and most experienced workmen are employed in Arnold & Sons' Factory, and every instrument so manufactured is examined personally by one of the firm, thus enabling them to guarantee the quality of every article purchased.

**Quality
guaranteed.**

To meet the rapid development of their business, Messrs. Arnold & Sons have been compelled to enlarge their premises; they are, therefore, now enabled to keep in stock an extensive assortment of modern instruments of every description, so that orders can be executed without delay.

**Increase of
business.**

The prices affixed are extremely moderate, taking into account the superior workmanship, and will bear favourable comparison with other published lists.

Prices.

Orders from abroad must either be accompanied by a remittance or an order for payment in London, and Arnold & Sons request that when orders are sent through an agent, it be distinctly stated that the instruments are to be obtained direct from them, as

Orders.

many articles of inferior quality are frequently sold and represented as their manufacture.

Commissions. For the convenience of customers abroad, Arnold & Sons will procure any articles that may be required. Having a thorough knowledge of the best markets, they can purchase on advantageous terms, charging only the actual manufacturer's price for the same, thus enabling all requirements to be included under one indent.

References. Satisfactory London references required previous to opening new accounts. Cheques to be crossed Bank of England, and Post Office Orders to be made payable at Chief Office.

Cash Terms. Five per cent. allowed on cash payments, provided a draft for the amount accompanies the order.

Delivery in England. Orders of £1 and upwards will be delivered *carriage paid*.

Delivery Abroad. Orders of £5 and upwards. Goods are packed in tin-lined cases and delivered *freightage free*, provided a draft for the amount accompanies the order. A great saving will thus be effected, for customers will be able to order *direct* from us, instead of having to pay excessive local prices for very inferior instruments.

Freight. When carriage or freightage is paid by us, no discount can be allowed.

Genuineness. Every instrument is stamped *Arnold & Sons, London*.

35, 36, AND 37, WEST SMITHFIELD, LONDON, E.C.

January, 1886.

I N D E X .

	PAGE		PAGE
Abscess Knives	33	Buffers	117
„ Lancets	40	Bullet Forceps	117
Absorbent Wool	113	Bull Holders	87, 88
Aloes Bath	113	„ Leaders	88
Anæsthetic Sprays	113	„ Nose Punches	87
Anatomical Syringes	10	„ Ringing Forceps	87
Aneurism Needles	36	„ Rings	86, 87
Anti-Crib Biters	113, 114	Calf Probangs	43
Apparatus for Horses' Legs	114	Camel Hair Pencils	118
„ for preventing Horses struggling	16	Caponing Instruments	27
Army Regulation Pouches	31	Carbolized Catgut	72
Artery Forceps	37	Cartilage Knives	11
Artificial Eyes	115	Castrating Clams	21, 22
Aspirators	104-106	„ Forceps	22, 23
Ball Boxes	58	„ Hobbles	15, 23
Balling Guns	57, 58	„ Irons	24, 51
„ Irons	56, 57	„ Knives	23, 34
„ Probangs	43, 44, 57	Catheters	28
Bandages	86	Cattle Measures and Gauges	59
Bath Thermometers	112	„ Probangs	43
Batteries, Electro-Magnetic	145	„ Trocars	73
„ Galvanic	143	Caustic Cases	39
Beeson's Parturition Instrument	80	„ Clams	25-27
Bichromate Battery	144	„ Points	39
Bird-stuffing Instruments	115	Cauterising Irons	51
Bistouries, Neurotomy	67	Chain Saws and Sectors	79, 80
„ Pocket	35	Charley Forest Stones	118
„ Rowelling	48	Charlier's Shoes	95
Bistoury Cachée	82, 115	Chemical Thermometers	112
Bitch Obstetric Forceps	81	Chinese Twist	72
Bleeding Lancets	40	Chisels, Post-mortem	11
Blinds	16	„ Tooth	63
Blood Cans	115	Chloroform Cap	118
„ Pins	115	Circingles	16
Bloodsticks	42	Clams, Castrating	21, 22
Bog Spavin Trusses	102	„ Caustic	25-27
Bone Forceps	115, 116	„ Hernia	25
Boots for Horses	117	Clinical Thermometers	109, 111
Botanical Instruments	117	Clipping Combs	97
Bow Forceps	35	„ Machines	96
Bronchitis Kettle	117	„ Scissors	97
Budding Irons	51	Clyster Funnel	5-6
		„ Pipes	5

	PAGE		PAGE
Clyster Pumps	1-3	Exploring Trocars	74
„ Syringes	4	Eye Blinds	98
Colt Muzzles	118	„ Instruments	120
Consultation Bags	119	„ Lancets	40
Cork Presses	119	„ Needles	72
Corks	119	„ Scissors	120
Corkscrews	119	„ Speculum	120
Corn Knives	119	Farriers' Case	94
Cotton Wool	119	„ Punches	96
Covering Hobbles	16	Fetlock Boots	117
Cow Horn Knobs	85	Filtering Paper	120
„ Milkers	82	Finger Stalls	14
Cradles for Neck	120	Firing Instruments	40-42
Cresses for Moulding Shoes	95	„ Irons	51
Crib Biters	113, 114	Flannel Bandages	86
Cropping Clams	120	Fleams	41, 42
Cross Hobbles	16	Foal Catheters	28
Cupping Cups	120	„ Forceps	75
Cutlery	149	„ Hooks	75-77
Cutting Rings for Horses	120	Fœtal Adjusters	75
Danish Vaccinating Instrument	120	Fomenting Apparatus	114
Deer Stalking Knives	120	„ Pail	121
Dental Incisor	63	Forceps, Artery	37
Dewlap Seton Needles	49	„ Bitch	81
Dilators, Os Uteri	81	„ Bullet	117
„ Vaginal	81	„ Castrating	22, 23
Directors	35, 36	„ Dissecting	14
Dissecting Instruments	13, 14	„ Dog Nail	120
Docking	45-47	„ Dressing or Bow	35
Dog Catheters	28	„ Foal	75
„ Enema	6	„ for Foot Lameness	91
„ Lancets	40	„ for Ringing Bulls	87
„ Nail Forceps	120	„ Pin Cutting	70, 71
„ Standards	53	„ Sandcrack	91
Drainage Tubing	120	„ Suture Needle	71
Drawing Knives	92, 93	„ „ Wire	73
Drenching Bottles	84	„ Thorn	121
„ Frames	83	„ Throat	128
„ Horns	85	„ Lithotomy	124
Dressing Forceps	35	„ Tooth	60-62
„ Scissors	37, 38	„ Torsion	24
Drinking Horns	123	„ Tracheotomy	55
Dumb Reins	120	Frog Seton Needles	48
Ear Markers	89	Frost Cogs	98
Earthenware Funnel	121	Funnel	121
Écraseurs	19, 20	„ Clyster	5, 6
Electro Lamps	144	Gags	44, 55
„ Magnetic Machines	145	Galvanic Batteries	143
Embossing Presses	120	„ Écraseurs	20
Embryotomy Cases	77	Garden Pumps	121
„ Knives	78, 79	„ Shears	122
Entomological Instruments	142	„ Syringes	122
Evaporating Dishes	120	Glass Funnel	121
Exploring Needle and Abscess		„ Measures	122
„ Knife	32	Gloves, Post-mortem	11
Exploring Needles	74	Guarded Seton Needles	49

	PAGE		PAGE
Gum Lancets	34	Irons, Lampus	51
Gutta-Percha Tissue	14, 122	„ Pyro-Puncture	52
Hammers, Shoeing	96	„ Sanderack	91
Handbag	123	„ Searing or Docking	51
Hernia Clams	25	Jointed Shoes	95
Hobble Hooks	16	Knee Boots	117
Hobbles	15, 16, 23	Knives, Abscess	33
Hock Seton Needles	48	„ Cartilage	11
„ Bandages	86	„ Castrating	23, 34
„ Boots	117	„ Drawing	92, 93
Hoof Cutters	90	„ Embryotomy	78, 79
„ Instruments	91	„ Neurotomy	67
Hooks, Dissecting	14	„ Nicking	47
„ Hobble	16	„ Ointment	126
„ Foal	75-77	„ Operating	32
„ Tumour	123	„ Periosteotomy	68
Horse Catheters	28	„ Portable Pocket	36
„ Clippers	96	„ Section	139
„ Lancets	40	„ Seton	50
„ Probangs	43	„ Sheep Foot	93
„ Standards	58	„ Skinning	33
Hound Brands	123	„ Spaying	24
Hunting Hatchets	123, 153	Lactometers	82
„ Knives	123	Ladies' Scissors	152
„ Shoes	96	Lamb Castrating Forceps	23
Hydrometers	112	Lampus Gum Lancets	41
Hypodermic Syringes	8, 9	„ Irons	51
Inoculating Lancets	40	Lancet Cases	41
Instruments, Balling	56, 58	Lancets	34, 40
„ Castrating	24	Lenses	123
„ Dissecting	13, 14	Levesley's Bandages	86
„ Entomological	142	Lithotomy Instruments	124
„ Eye	120	Lithotrites	123
„ Firing	50-52	Lunge Reins	124
„ Hoof	90, 91	Mane Combs	124
„ Lithotomy	124	„ Pullers	124
„ Microscopical	137-141	Mare Catheters	28
„ Neurotomy	66-68	Marking Scissors	97
„ Parturition	75-81	Measuring Standards	58, 59
„ Periosteotomy	68	Medicine Chests	124
„ Pocket	32-38	Metallic Probes	36
„ Post-mortem	11, 12	„ Wire	72
„ Roughing	98	Microscopes	131-137
„ Sanderack	91	Microscopical Instruments and	
„ Setoning	48	Appliances	137-140
„ Sturdy	127	Milking Syphons and Tubes	82
„ Suture	69-73	Mouth Gags	44, 45
„ Tooth	60-65	Nail Nippers	153
„ Tracheotomy	53-55	„ Scissors	153
Insufflator, Nasal	125	Nasal Douché (Rey's)	125
Intra Tracheal Syringe	53	„ Insufflator	125
Irons, Balling	56, 57	Navicular Firing Irons	51
„ Budding	51	Neck Cradles	120
„ Castrating	24, 51	Needle Cases	73
„ Cauterising	51		
„ Firing	51		

	PAGE		PAGE
Needles, Exploring	74	Rarey's Straps	126
" Eye	72	Rasps, Shoeing	95
" Microscopic	138	" Tooth	65
" Neurotomy	68	Razors	150
" Seton	48, 49	Rectum Speculum	126
" Spaying	72	" Tubes	5
" Suture	70-72	Repellers	64
" Tubular	36, 70	Retort Stands	126
Nicking Knives	47	Root Cutter	126
" Pulleys	47	Roughing Instruments	98, 99
Neurotomy Bistouries	67	Rounding Irons	89
" Cases	66	Rowelling Bistouries	48
" Knives	67	" Scissors	48
" Needles	68	Sandcrack Instruments	91
" Scissors	67	Saws, Post-mortem	12
Oakum	125	" Tooth	62
Object-Glasses	141	Scales	126
Obstetric Instruments	75-81	Scalpels, Microscopic	138
Oil Silk	125	" Pocket	33
Ointment Baths	126	" Post-mortem	12
" Boxes	126	Scarificators	27
" Knives	126	Scissors, Clipping	97
Operating Knives	32	" Dissecting	14
Ophthalmoscopes	107, 108	" Dressing	37, 38
Os Uteri Dilators	81	" Eye	120
Parturition Instruments	75-81	" Ladies'	152
Periosteotomy Instruments	68	" Marking	97
" Knives	68	" Microscopic	138
Pestles and Mortars	125	" Nail	153
Pewter Syringes	7	" Neurotomy	67
Pharmacy Chests	125	" Pin	126
Picks for Horses' Shoes	96	" Rowelling	48
Pin Cutting Forceps	70, 71	" Tail	47
" Directors	74	" Trimming	97
" Scissors	126	Scoop for Scraping Periosteum	127
Pleximeter	126	Scrapers	127
Pocket Cases	29, 31	Screw Frost Cogs	100
" Instruments	32-38	Searchers	92
" Knives	150, 151	Searing Irons	46, 51
" Scalpels	33	Section Knives	139
Poroplastic	126	Setoning Instruments	48
Posting Shoes	96	Seton Needles	48, 49
Post-mortem Instruments	11, 12	Sheep Catheters	28
Poultice Boots	117	" Foot Knives	93
Poultry Singers	98	" Probangs	43
Probangs	43, 44, 57	" Shears	97
Probes	36	Shoeing Buffers	96
Prolapsus Uteri Apparatus	103	" Hammers	96
Pruning Knives	126	" Pads	94
Pulley Blocks	18	" Pincers	96
Pumps, Clyster	1-3	" Rasps	95
Pyro-Puncture Irons	52	Shop Knives	127
Quittor Bistoury	7	Side Lines	16
" Syringes	6, 7	Silver Wire	72
		Singeing Apparatus	97, 98
		Skinning Knives	33
		Slings	17, 18

	PAGE		PAGE
Spatulas	127	Tin Funnels	121
Spavin Punches	51, 52	Tooth Chisels	63
Spaying Knives	24	„ Forceps	60-62
„ Needles	72	„ Instruments	60-65
Speculum, Vaginal	81	„ Rasps	65
Speedy Cut Boots	117	„ Saws	62
Spirit Lamps	122, 127	„ Shears	62, 63
Spongio Piline	127	Torsion Castrating Forceps	22, 23
Spray Apparatus	113	„ Forceps	24
Standards	58	Tourniquets	128
Steaming Apparatus	127	Tow	128
Stethoscopes	127	Tracheotomy Forceps	55
Stomach Tubes	85	„ Instruments	53-55
Strengthening Boots	117	„ Trocar and Canula	55
String	127	„ Tubes	53-55
Sturdy Instruments	127	Trephines	129
Subcutaneous Injection Syringes	8, 9	Trimming Scissors	97
Surface Thermometers	111, 112	„ Shears	97
Surgery Knives	123	Trocars	73, 74
Suture Instruments	69-73	Tubes, Stomach	85
„ Needles	70-72	„ Tracheotomy	53-55
„ Wire Forceps	73	Tubular Needles	36
„ Wire, Silk, etc.	72	Tumour Hooks	123
Swabs	95	Twine	129
Syringes, Anatomical	10	Vaginal Speculum	81
„ Clyster	4	Veterinary Publications	146-149
„ Hypodermic	8, 9	Umbilical Hernia Apparatus	103
„ Intra Tracheal	53	Urinometers	129
„ Pewter	7	Walking Stick Standards	58
„ Quittor	6, 7	Water Boots	117
„ Wound	7	Weighing Machine	130
Tail Cutters	47	Weights	130
„ Irons	46, 51	Whalebone Probes	36
„ Scissors	47	Wind-Sucking Apparatus	130
„ Shears	46, 47	Wire, Suture	72
Tape Measures	59	Wool, Absorbent	113
„ Plaister	128	„ Cotton	119
Tenotomy Knives	128	Woollen Bandages	86
Thermo-Cautery	52	Wound Syringe	7
Thermometers, Clinical	109-111	Wrenches	85
Thorn Forceps	121	Zinc Strainers	130
Thoropin Trusses	101, 102		
Throat Forceps	128		
Tincture Presses	126		



A CATALOGUE
OF
VETERINARY INSTRUMENTS.

— — — — —
CLYSTER PUMPS, SYRINGES, ETC.




Fig. 1.

Horse Clyster Pump, Brass, with six feet superior elastic web tubing, ebony clyster pipe, brass mounts, etc. (Arnold & Sons' modification of Read's expired patent), in bag, complete, Fig. 1	£2 2 0
Ditto ditto in mahogany case, lined with velvet	3 0 0
Ditto ditto with addition of elastic horse catheter, and ebony mouth gag, in mahogany case, lined with velvet, complete	4 0 0




Fig. 4.

Portable Clyster Pump, Brass (Winton's), with pipes
for horse, foal, sheep, etc., with india-rubber tubing,
in leather case, complete, Fig. 4 £2 0 0

Extract from *Veterinary Journal*, April 1881:—"Messrs. Arnold, of West Smithfield, have made for me a very compact and handy little enema pump, and thinking it may prove a great boon to some of my professional brethren in the country who ride, I take the present opportunity of drawing their attention to it. It is easily carried in the coat-pocket, the flexible pipe being carried over the shoulder under the coat or vest (where, by-the-by, one should always carry the male catheter). Instead of using a stable pail I get a man to hold a hand-bowl or jug, which is much more handy. Many of my best clients, knowing my objection to carry my old-fashioned and cumbersome instrument when riding, used to ask me whether I had brought my piano to-day. The present instrument bears about the same comparison to the old one as a revolver pistol does to an old blunderbuss. One can fill the gut in a few minutes with the new instrument, and I have always found in cases of stoppage that the lower bowel is more irritable, and retains an enema slowly injected (and the gut only half or three-fourths full) much better than when thrown in quickly. The last, but not least, of its virtues is its cost, which is only about two guineas. It might be greatly improved in appearance by being well plated. Please accept my apology for trespassing so far on your valuable space.—I have the honour to be, sir,

"Yours faithfully,

"D. WINTON, V.S."

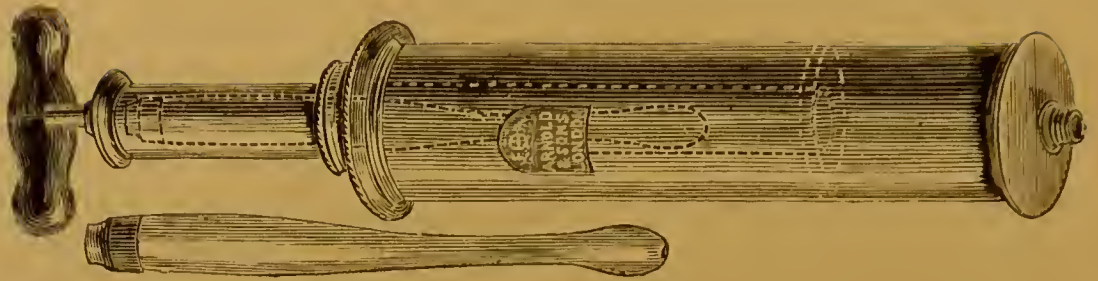


Fig. 5.

Clyster Syringe, Brass, very strong, carries pipe in piston-rod for portability, complete, in bag,							
Fig. 5,	1 quart	£1	1 0
Ditto	3 pints	1	10 0



Fig. 6.

Clyster Syringe, Brass, 1 pint, for foals, Fig. 6	0	15	6
Ditto ditto, $\frac{1}{2}$ pint, for calves	0	12	6
Ditto ditto, $\frac{1}{4}$ pint, for sheep, dogs, etc.	0	7	6

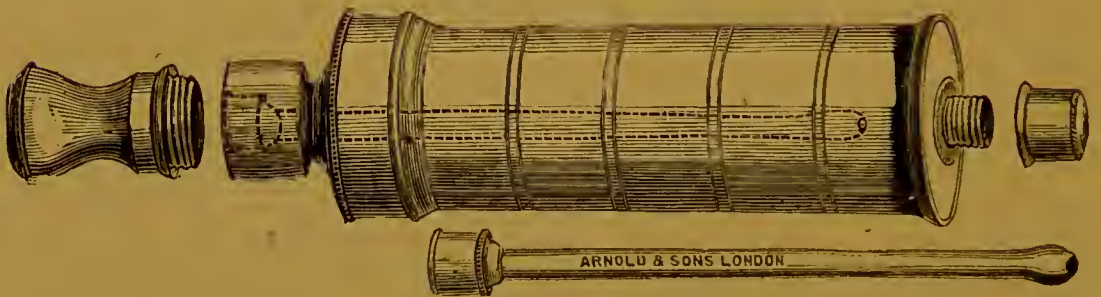


Fig. 7.

Clyster Syringe, Pewter, carries pipe in piston-rod for portability, 1 quart, Fig. 7	1	0	0
Ditto ditto 3 pints	1	5	0
Ditto ditto 2 quarts	1	10	0
Clyster Syringe, Pewter, 1 pint, for foals	0	12	6
Ditto ditto $\frac{1}{2}$ pint, for calves	0	9	6
Ditto ditto $\frac{1}{4}$ pint, for sheep, dogs, etc.	0	7	6

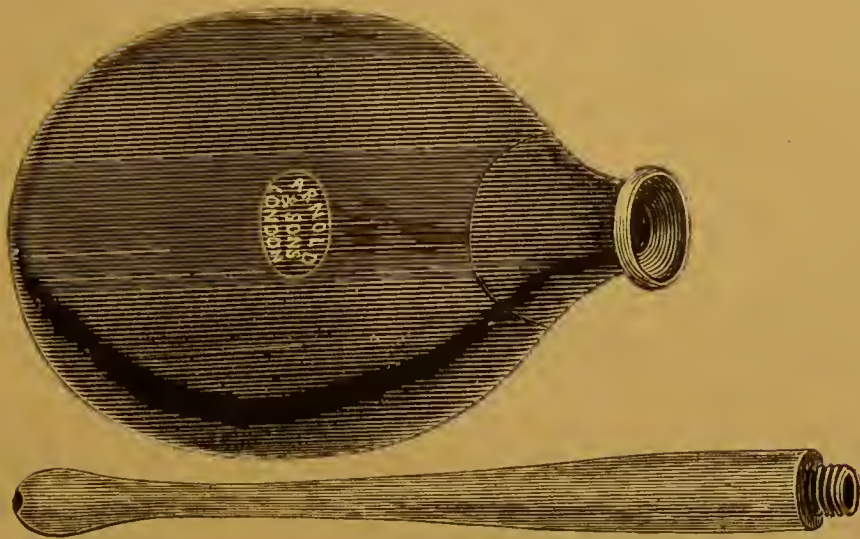


Fig. 8.

Clyster Pipe, with india-rubber bag, large size, Fig. 8 ...	£0	12	6
Ditto ditto small size ...	0	9	0
Clyster Pipes, of wood, 12, 14, and 16 in. 1s. 6d., 2s., and	0	2	6
Rectum Tube (Leggett's), elastic web, to attach to clyster pump ...	0	14	0
Rectum Tube (Smith's), with mount to connect with enema tube ...	1	5	0

F. SMITH, V.S., 12th Royal Lancers, writes:—"This is of priceless value in cases of constipation depending upon an accumulation of fæces, or any other obstruction in the single or double colon."

Extract from *Quarterly Journal of Veterinary Science in India*, July 1883:—"I accordingly sent Messrs. Arnold a description of the tube I required. It was to be six feet in length, made of gum elastic, the same calibre as the ordinary Read's enema tubing, and was to fasten on to this tubing when the ordinary wooden nozzle was unscrewed; its extremity was to be round and perforated. Messrs. Arnold sent me the exact article, which I have no hesitation in saying saved the life of the horse whose case I have just detailed."

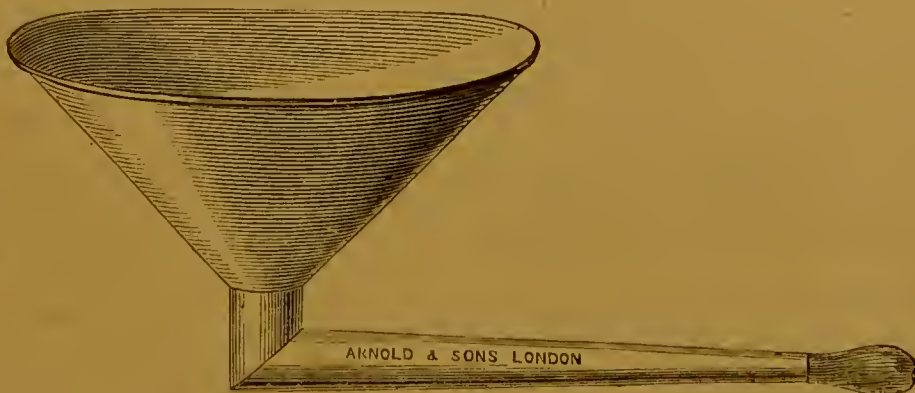


Fig. 9.

Clyster Funnel (Dickinson's), Fig. 9 ...	0	7	6
--	---	---	---

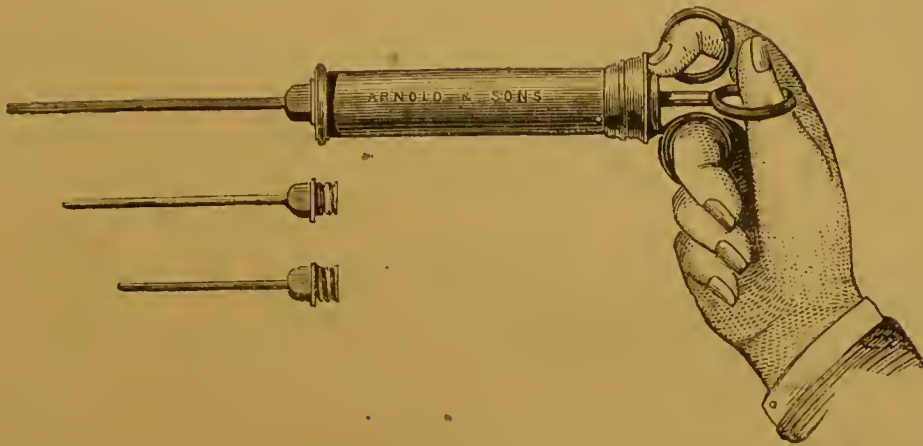


Fig. 12.

Quittor Syringe, vulcanite (Pritchard's), with three pipes, in leather case, complete, Fig. 12 £0 15 0



Fig. 13.

Quittor Syringe, brass (Arnold & Sons'), with finger rings, can be used with one hand, Fig. 13	0	7	6
Ditto ditto plain pattern	0	5	0
Ditto pewter, 1 oz.	0	1	6
Ditto ditto 2 oz.	0	2	0
Ditto ditto 2 oz., with pipe in handle	0	2	6
Pewter Syringe, $\frac{1}{4}$ oz.	0	0	4
Ditto $\frac{1}{2}$ oz.	0	0	5
Ditto 1 oz.	0	0	6
Ditto 2 oz.	0	1	0
Quittor Bistoury (Robertson's)	0	10	0



Fig. 14.

Wound Syringe, brass (Bowles's), with three metal bulbous pipes, for washing out wounds, etc., Fig. 14... .. 0 12 6

SUBCUTANEOUS INJECTION SYRINGES, ETC.

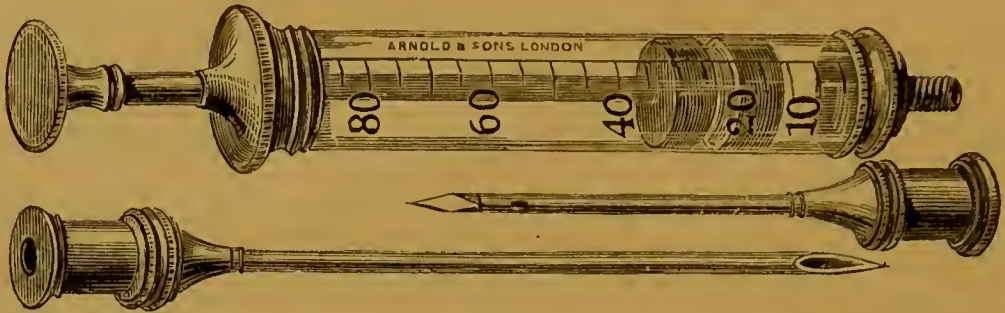


Fig. 15.

Subcutaneous Injection Syringe (Arnold & Sons' patent), with self-lubricating plunger, in leather case, complete, Fig. 15... .. £1 1 0

J. L. CRAWCOUR, Esq., of 249, Camp Street, New Orleans, U.S.A., writes:—"I need not say that it is, without exception, the best syringe I have ever seen or used, and my experience has been very large."

Vide *Lancet*, July 20th, 1878.

Vide *Medical Times and Gazette*, August 3rd, 1878.

Vide *Medical Press and Circular*, August 7th, 1878.

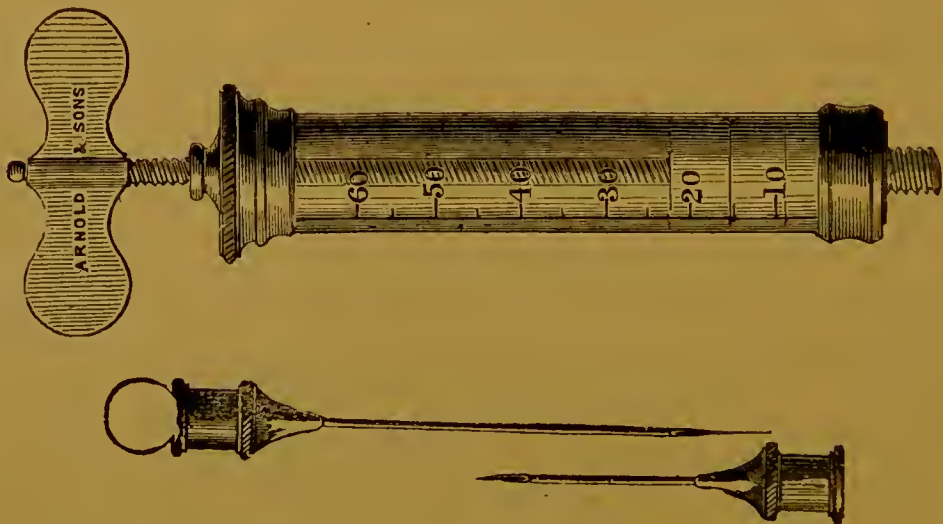


Fig. 16.

Subcutaneous Injection Syringe (Simonds's), with regulating screw and stoppered bottle, in leather case, complete, Fig. 16 1 5 0

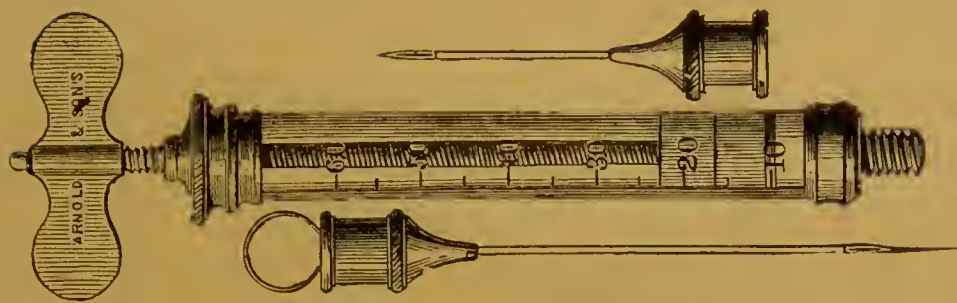


Fig. 17.

Subcutaneous Injection Syringe, with regulating screw piston, small, in leather case, complete, Fig. 17 ... £1 1 0



Fig. 18.

Subcutaneous Injection Syringe, with two steel needles, small, in leather case, complete, Fig. 18	0	12	6
Ditto ditto with one gold and 1 steel needle			0	15	0
Ditto ditto Vulcanite, in case	0	10	6
Ditto ditto with plated mounts	0	12	6
Syringe for destroying tumours, etc., by injections of acetic acid, in leather case, complete	1	5	0

1.10
1.12.6

Syringe
leather case

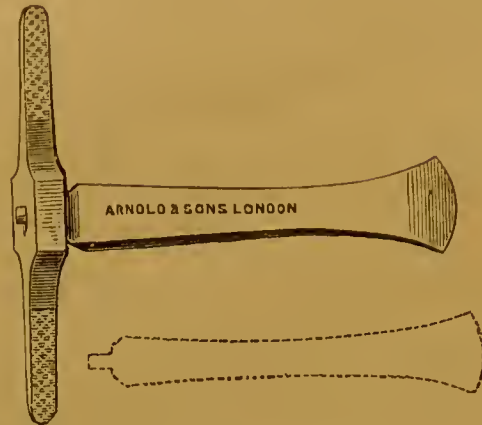


Fig. 25.

Cross Wrench, Fig. 25 4s. 6d. and £0 5 6



Fig. 26.

Hammer and Chisel, Post-mortem, Fig. 26 0 10 6




Fig. 27.

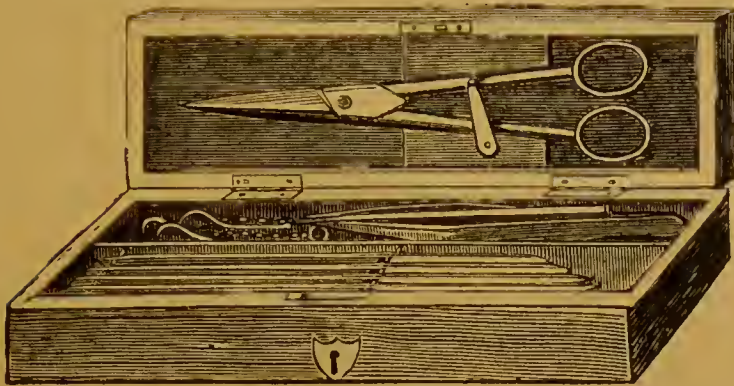
Saw, Post-mortem, Fig. 27 0 13 6
 Ditto ditto with jointed handle 0 17 6
 Scalpel ditto 0 2 0



Fig. 28.

Scalpel, Post-mortem, with scaletang, Fig. 28 0 3 6
 Mallet ditto 4s. 6d. and 0 8 6

DISSECTING INSTRUMENTS.



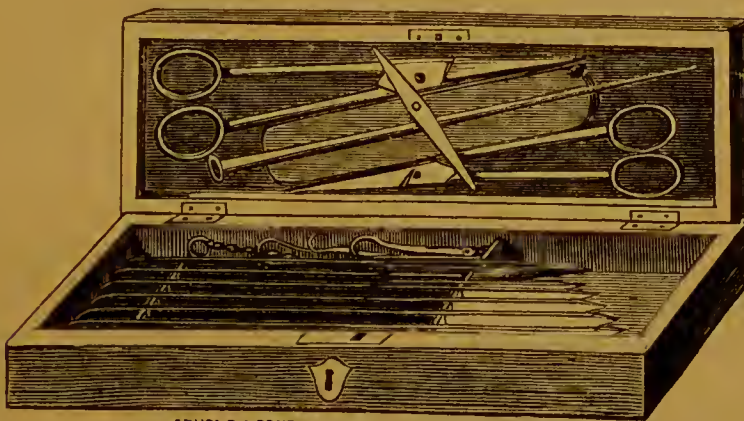
ARNOLD & SONS LONDON

Fig. 29.

Dissecting Instruments, in mahogany case, polished inside, Fig. 29, containing—

- Four Scalpels, in ebony handles.
- One pair Scissors.
- Dissecting Forceps.
- Blowpipe, German Silver.
- Set of Chain Hooks.

The above set, complete	£0	16	0
Ditto	ditto	in ivory handles	0	18	6



ARNOLD & SONS LONDON

Fig. 30.

Superior Dissecting Instruments, in mahogany case, polished throughout, Fig. 30, containing—

- Six Scalpels, in ebony handles.
- One pair Large Dissecting Scissors.
- One pair Small ditto.
- Dissecting Forceps, Large.
- Blowpipe, German Silver.
- Set of Chain Hooks.

The above set, complete	1	1	0
Ditto	ditto	in ivory handles	1	5	0

Complete set of Dissecting Instruments, in mahogany case, and polished throughout, containing—

Six Scalpels, in ebony handles.
 Large pair best Dissecting Scissors.
 Small ditto ditto
 Pair of Spring Forceps.
 Improved Blowpipe (Nicholls's).
 Improved Dissecting Hooks (Thomas's).

The above set, complete	£1 11 6
Ditto ditto in ivory handles	1 15 0

Blowpipe, German Silver...	0 1 6
Ditto improved (Keetley's)	0 3 0
Ditto and Stilette (Nicholls's)	0 3 6

Extract from the *Lancet*, January 21st, 1871 :—"The blowpipe now in use is continually getting blocked up in consequence of the necessity of having to thrust it through animal tissues."

Extract from the *British Medical Journal*, March 4th, 1871 :—"An improved form of blowpipe for dissecting purposes has been devised by Mr. Nicholls, and is manufactured by Messrs. Arnold & Sons, of West Smithfield. The instrument, if not used for dissection, may be employed as an ordinary trocar and canula."



Fig. 31.

Dissecting Forceps, Fig. 31	2s. and	0 2 6
Ditto Hooks	0 2 0
Ditto ditto (Perrin's)	0 5 6
Ditto ditto (Thomas's)	0 5 6

Vide *Lancet*, September 17th, 1870.

Dissecting Scissors	2s. 6d. and	0 3 0
Ditto Sleeves and Apron	0 5 0
Gutta-Percha Tissue for covering subjects	per yard	0 2 0
Bandages ditto ditto	0 0 6
Finger Stalls	0 0 3

HOBBLES, SLINGS, ETC.

NOTE.—Arnold & Sons have made the manufacture of Hobbles a spécialité; the leather work and furniture are of the best description, made by experienced workmen on the premises. The chains are tested and stamped with the test mark.

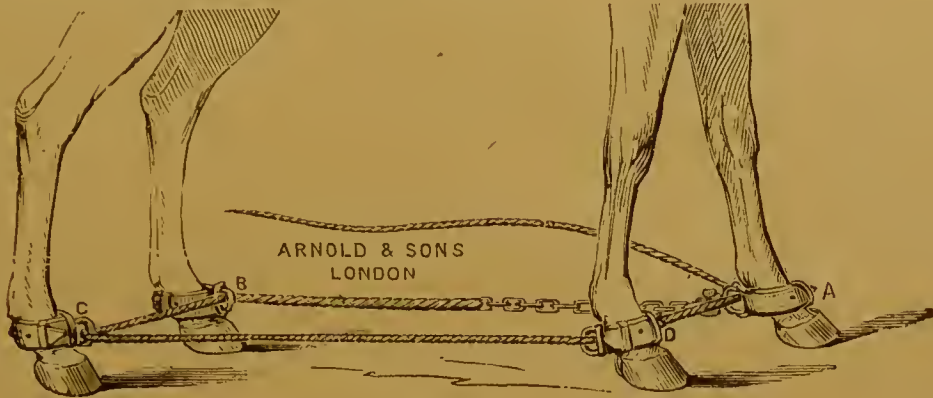


Fig. 32.




Fig. 33.



Fig. 34.

Hobbles (Arnold & Sons' latest improvement), by which the horse is set at liberty by simply removing the screw, free from the hobbles at pleasure, Fig. 32 ...	£5	0	0
Ditto with cross hobbles, complete, with double swivels (Sheather's), Figs. 33 and 34	6	6	0
Ditto for castrating, improved	2	2	0

Extract from *Veterinarian*, December 1877 :—"The simplicity with which this arrangement of the hobbles can be used, with the assistance of people who do not understand them, is an additional advantage. In conclusion, I may say that

Messrs. Arnold & Sons have kindly arranged me a set of well-lined hobbles on this plan, and I have thoroughly tested them, and can advise their construction to the profession as being safe and easily used."

Cross Hobbles, complete, with double swivels, Fig. 34 ...	£2	2	0
Hobbles for covering Mares	1	10	0
Circingles, superior, for using with Arnold & Sons' improved casting hobbles	1	5	0
Hobble Side Line, Army pattern	0	10	6
Ditto ditto (A. & Sons' improved), with neck strap, etc.	1	10	0
Hobble Rope and Chain	1	1	0

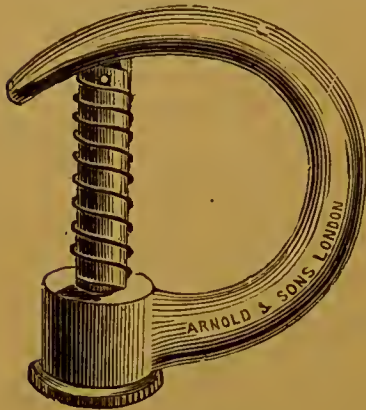


Fig. 35.

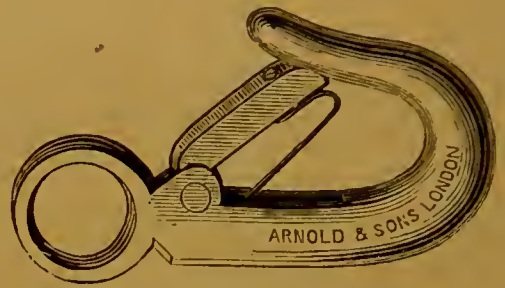


Fig. 36.

Hobble Hook (Arnold & Sons' improved spring), Fig. 35	0	7	6
Ditto Army pattern, Fig. 36	0	15	0




Fig. 37.

Improved Apparatus for preventing Horses struggling and breaking their backs during operations (Smith's), Fig. 37	3	3	0
Blinds for Horses, very stout cupped leather, to protect the eyes per pair	0	12	6



Fig. 38.

Horse Slings, with blocks, tackle, etc., made extra strong,	£6	6	0
<i>very superior</i> , Fig. 38	4	4	0
Ditto ditto plain pattern			

Extract from Percival's "Hippopathology":—"The simplest mode of slinging a horse, and that which annoys him the least, at the same time that it affords him every opportunity of reposing himself that such a situation can, is to suspend him from a cross-beam by means of ropes and pulleys, connected with a very broad piece of sailcloth, spread underneath the animal's belly, which should be furnished with two breechings and two breast-girths (all broad and padded), in order to keep him from slipping out, either backwards or forwards. The ropes and pulleys (being a similar sort of apparatus to what sailors use for raising weights on board of ship) enable us to elevate or lower the animal at pleasure. In general it is not advisable to lift him quite off the ground. I have usually found my patient quietest and most at his ease when his feet have been suffered to touch the surface. At the same time, his head should be confined with two collar reins or ropes of considerable strength, and the head-stall itself should be well padded. Though horses in such strange situations may kick and plunge about a good deal at first, in general they are not long in becoming resigned to their trammels, and then turn altogether as quiet. The woodcut will serve to convey sufficient notion of what this slinging or suspensory apparatus should consist, as well as of its mode of application, to enable any person to fit up tackle of the kind. The additional breeching and breast-girth attached to the rings upon the sides of the belly-eloth will be found to contribute much to the comfort as well as security of the animal. The padded strap, or web, carried over the hind part of the neck, will prove serviceable in preventing the breast-girths from slipping down."




Fig. 39.

Horse Slings (Arnold & Sons' newly improved), the leather work of extra quality and strength, patent pulley blocks (Weston's), tested to 1 ton, Fig. 39 ...	£9	9	0
Ditto (Broad's), plain pattern ...	7	10	0
Patent Pulley Blocks for Slings (Weston's), tested to 1 ton ...	2	10	0

ÉCRASEURS.

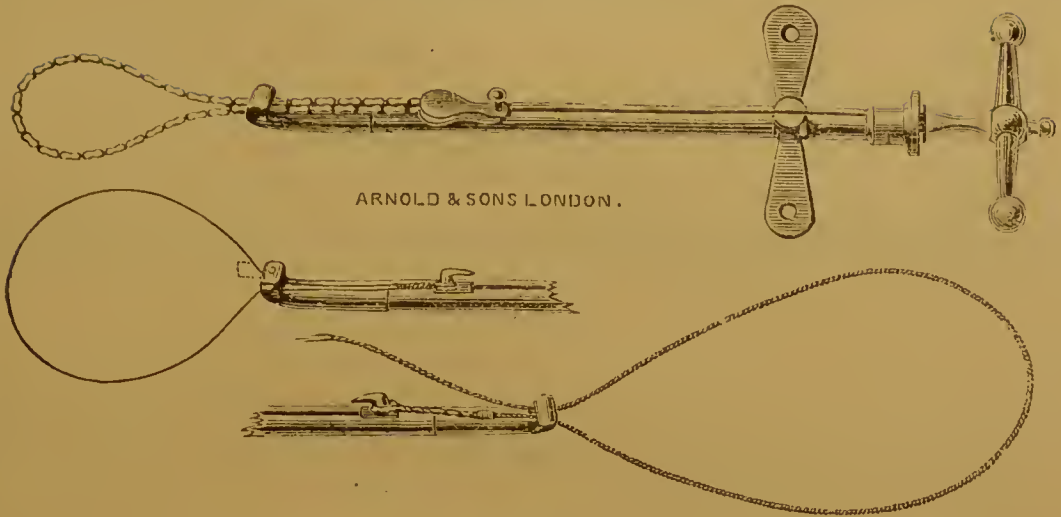


Fig. 40.

Écraseur (Robertson's), for using with either chain, rope, or wire, complete in mahogany case, Fig. 40	...	£6	0	0
Ditto ditto small size, with chain		3	10	0
Ditto ditto medium ditto		4	4	0
Ditto ditto large ditto		5	5	0
Ditto (Pritchard's), Patented	6	6	0




Fig. 41.

Écraseur (Farmer Miles' pattern), guaranteed, Fig. 41	...	2	10	0
Ditto ditto ditto strong	3	10	0
Ditto ditto ditto extra strong	5	0	0



Fig. 42.

Écraseur, with wire (Arnold & Sons' improved), as recommended by Dr. Fleming, Fig. 42	3	3	0
---	--------	---	---	---

Extract from *Veterinary Journal*, December 1881 :—" I cannot speak too highly of my first trial of the single steel-wire écraseur. Without it operation in this case could not have been ventured upon, and the manner in which it cut through tissue that nothing but a chisel could have touched, but which it would have been the height of folly to have tried, was something marvellous. It can certainly be

commended, not only as by far the best polypome in existence, but also for the removal of all dense tumours, supernumerary digits, limbs, etc., where the chain écraseur would be either too thick, not sufficiently strong, or, from its too great flexibility, not capable of being passed into a narrow canal."




Fig. 43.

Écraseur (Buckingham's), extra large, Fig. 43	£4	4	0
Ditto (Arnold & Sons'), straight or curved	3	3	0
Ditto for removing small tumours, etc.	2	2	0
Ditto ditto ditto polypi, etc.	1	1	0

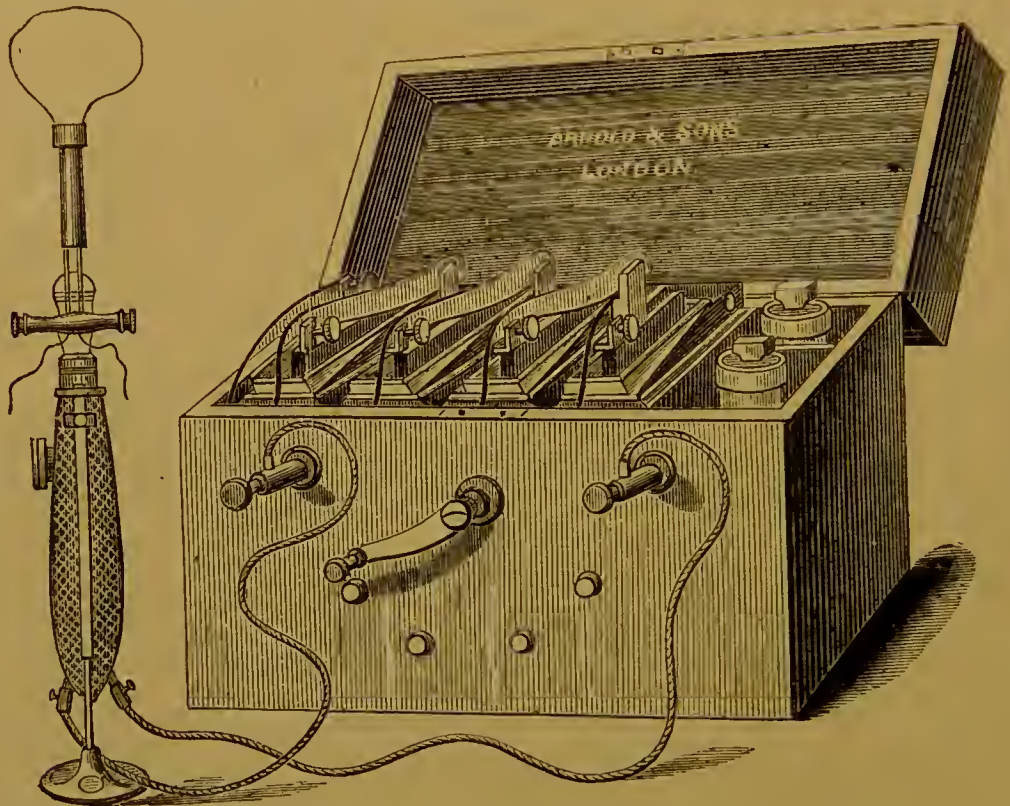


Fig. 44.

Écraseur, Galvanic, with curved and straight ends, and platinum wire, etc., with Battery, complete, in case, etc., Fig. 44	12	12	0
Écraseur Chains	0	15	0
Ditto Wires	0	2	0
Ditto Wire Ropes	0	3	0

NOTE.—All the above Écraseurs we guarantee our own manufacture, and are much superior in every respect to either American or German make.

CASTRATING INSTRUMENTS, ETC.



Fig. 45.

Castrating Clams (Robertson's), Fig. 45... .. £0 17 6

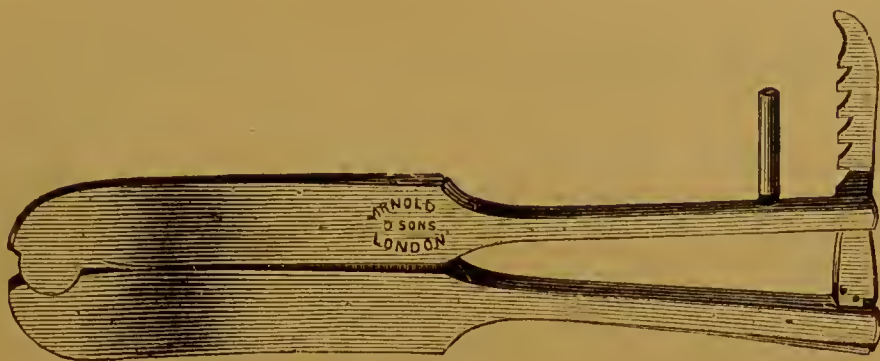


Fig. 46.

Castrating Clams, with spring regulating rack, Fig. 46... .. 0 15 0

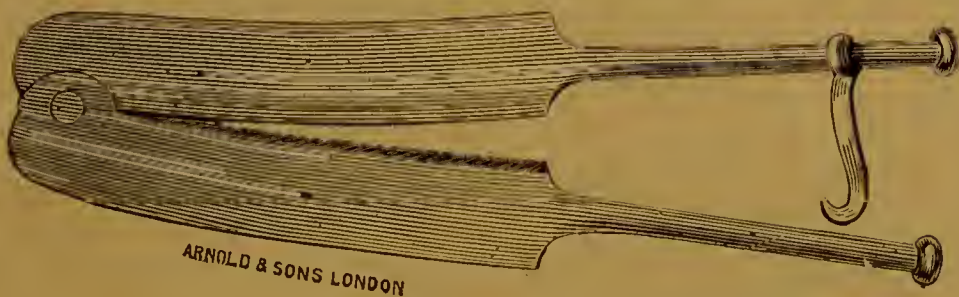


Fig. 47.

Castrating Clams, with slide on handles, Fig. 47 0 12 6

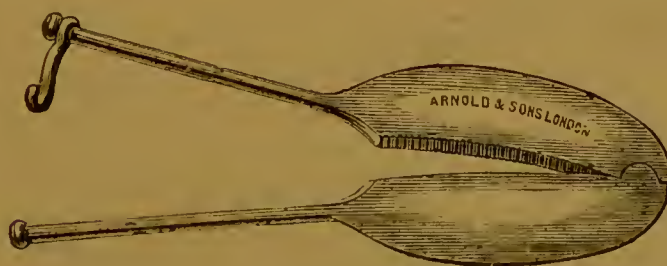


Fig. 48.

Castrating Clams, with spoon-shaped blades, Fig. 48 1 1 0

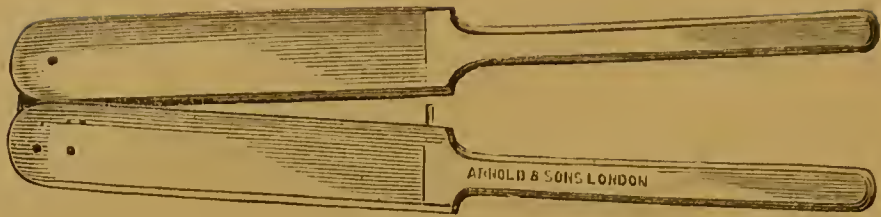


Fig. 49.

Castrating Clams, boxwood (Varnell's), Fig. 49	...	£0	7	6
Ditto ditto with regulating screw, for equal pressure		1	4	0

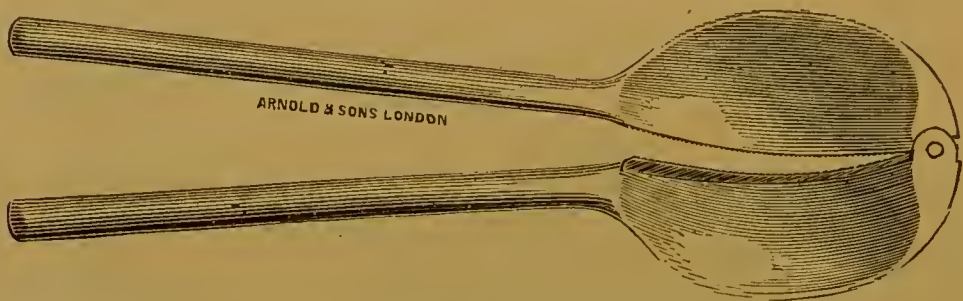


Fig. 50.



Fig. 51.

Castrating Clams, for Lambs, with two irons, Figs. 50 and 51	1	5	0
--	-----	-----	-----	-----	-----	-----	---	---	---

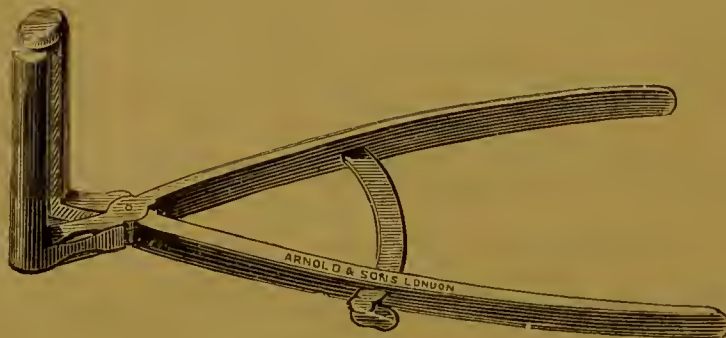


Fig. 52.

Castrating Forceps, Torsion (Robertson's), Fig. 52	...	1	1	0
Ditto ditto ditto improved, with slide	...	1	1	0
Ditto ditto ditto for Dogs (Robertson's)	...	1	1	0
Ditto ditto ditto plain pattern	...	0	15	0

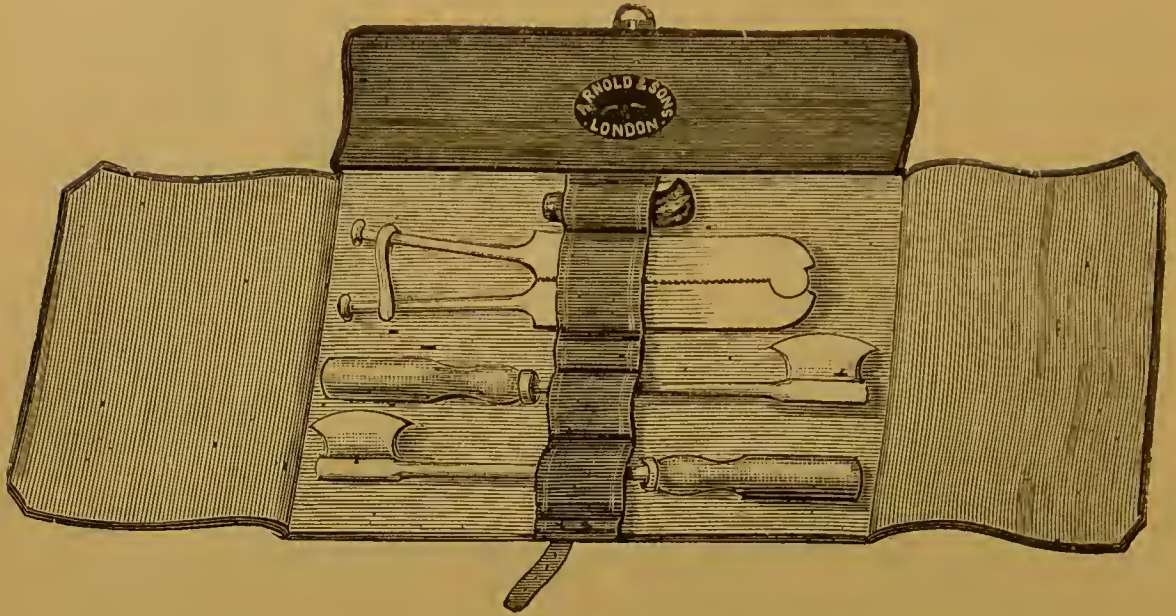


Fig. 56.

Castrating Instruments, containing Clams, Knife, and two Irons, complete, in leather case, Fig. 56 ... £1 12 6




Fig.

Spaying Knife, with spring back, horn handle, Fig. 57 0 3 6
 Ditto ditto with French catch 0 4 6



Fig. 58.

Castrating Iron, in fixed handle, Fig. 58 0 3 6
 Ditto ditto for socket handle 0 3 6
 Socket Handle 0 3 6



Fig. 59.

Torsion Forceps, Fig. 59 ... 10s. 6d., 12s. 6d., and 0 15 0

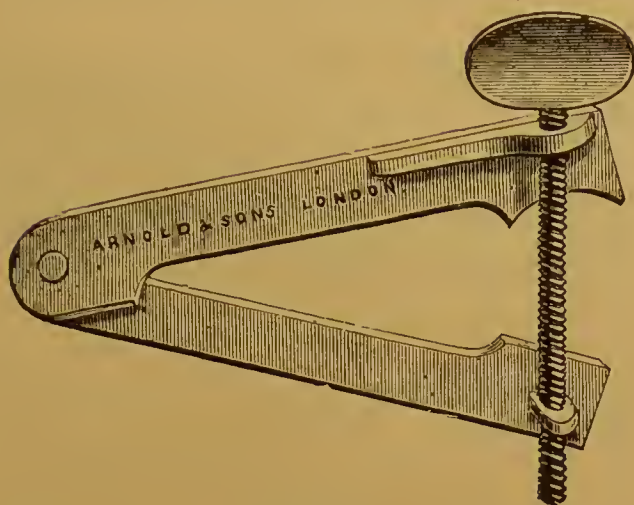


Fig. 60.

Hernia Clam, Steel, for umbilical hernia (Metherell's),

Fig. 60 £0 15 0

Extract from *Veterinary Journal*, 1881:—"This instrument, for umbilical hernia, is almost unique in its simplicity, and is composed of two stout blades of steel, which work upon a pivot, and close upon each other, something like scissors. It is furnished with two eyes, one movable, for a rather long screw to pass through, which produces splendid pressure."



Fig. 61.

Hernia Clam, Steel (Pritchard's), Fig. 61

1 1 0

Hernia Clam, with screw-key

0 15 0

Clam for taking off warts... ..

1 5 0




Fig. 62.

Caustic Clams and Clamp (Gowing's), two clams and one clamp, the set, Fig. 62

0 10 0



Fig. 63.

Caustic Clam, screw (Metherell's), for castrating Bulls,
Rams, etc., Fig. 63 £0 15 0

Extract from *Veterinary Journal*, April 1881 :—"This instrument consists of the ordinary caustic clams, but with a strong hinge at one end instead of being tied with string ; and at the other two holes are drilled for a small screw to work through. When one or both cords are enclosed in the clams, intense pressure is brought to bear upon the parts by means of the screw, enabling the operator, without assistance, to tie the clams prior to removing the screw ; whereas, in the old way, an assistant had to close the clams upon the cord with a pair of pincers, and so hold on tight until both ends of the clams were tied, which mode is far from satisfactory, as well as being clumsy and unscientific."




Fig. 64.

Caustic Clam (Wallis's), Fig. 64 0 3 6




Fig. 65.

Forceps for closing caustic clam (Wallis's), Fig. 65 ... 0 7 6
Clamp for closing caustic clams (Gowing's) 0 6 0
Caustic Clam (Varnell's) 0 2 6



Fig. 66.

Caustic Clam (Gowing's), Fig. 66	£0	2	0
Ditto ditto plain pattern, to tie	0	1	6



Fig. 67.

Caustic Clam, improved, with hinge joint and screw-key, Fig. 67	0	10	0
--	-----	-----	-----	-----	-----	---	----	---

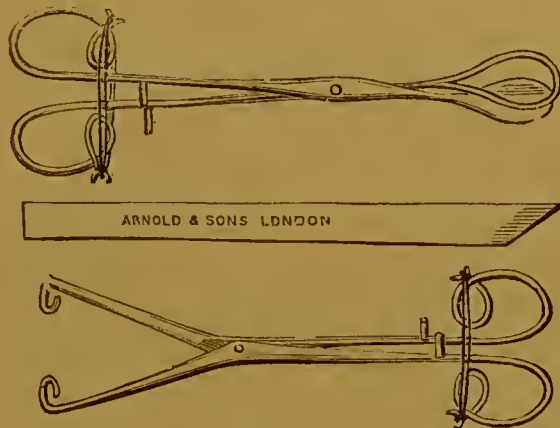


Fig. 68.

Caponing Set, with instructions (Farmer Miles's pattern), complete, in leather case, Fig. 68	1	10	0
Ditto (Simpson's improved)	1	10	0
Ditto with bistoury, two needles and thread, in leather case (Tegetmuer's)	0	8	6

CATHETERS.




Fig. 69.

Catheter, Horse, Elastic, with whalebone stilette, Fig. 69	£0	10	0	✓
Ditto ditto ditto with brass mount to attach to syringe	0	12	6	
Ditto Mare, Elastic, with whalebone stilette ...	0	7	6	
Ditto ditto Metallic ditto ditto ...	0	4	6	✓
Ditto Foal Elastic ditto ditto ...	0	10	0	
Ditto Sheep	0	5	0	
Ditto Dog	0	3	6	




Fig. 70.

Catheter, Horse, double channel, with syringe for washing out the bladder, Fig. 70	3	3	0
Ditto Mare ditto ditto ditto	2	15	0

POCKET CASES.




Fig. 71.

No. 1.—Morocco leather case, lined silk velvet, with gilt spring lock, Fig. 71, containing—

- Curved Bistoury, probe-pointed, with spring back.
- Castrating Knife ditto
- Scalpel ditto
- Bow Dressing Forceps.
- Dressing Scissors.
- Abscess Lancet.
- Steel Director, with Bow.
- Silver Probe.
- Plated Caustic Case.
- Six Suture Needles.
- Hank Plated Wire.

The above, in horn handles £2 0 0

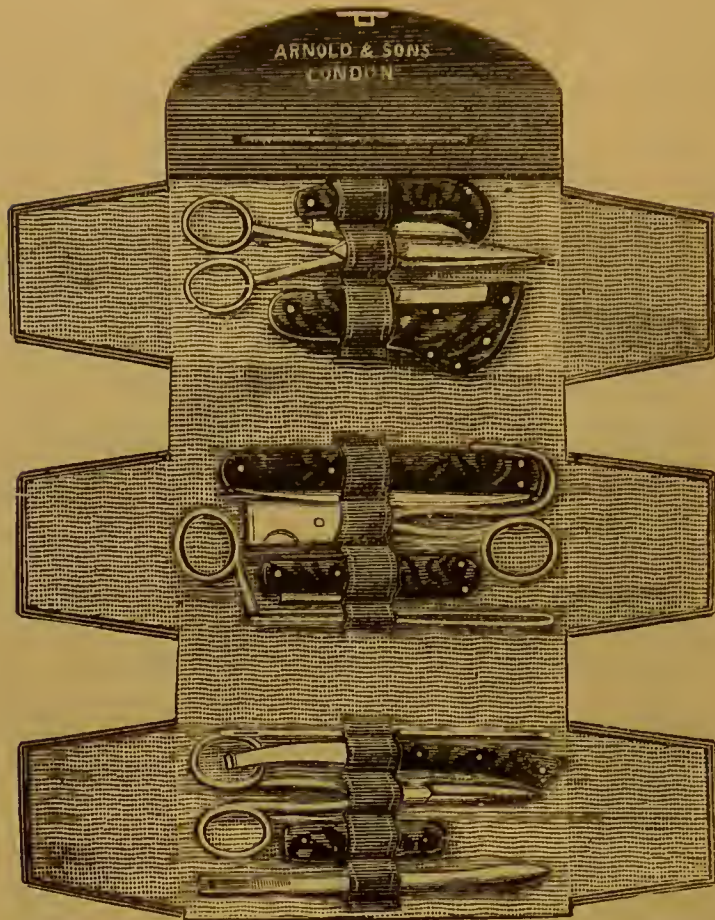


Fig. 72.

No. 2.—Morocco leather case, lined silk velvet, with gilt spring lock, Fig. 72, containing—

- Curved Bistoury, probe-pointed, with spring back.
- Castrating Knife ditto
- Scalpel ditto
- Fleam, with improved back.
- Bow Dressing Forceps.
- Dressing Scissors.
- Drawing Knife.
- Seton Needle.
- Abscess Lancet.
- Rowelling Bistoury.
- Steel Director, with Bow.
- Silver Probe.
- Six Suture Needles.

The above, in horn handles	£2	10	0
Ditto in ivory handles and instruments, with	4	4	0
French lock catch			




Fig. 73.

No. 3.—Morocco leather case, lined silk velvet, with gilt spring lock, Fig. 73, containing—

- | | |
|---|---------------------|
| Curved Bistoury, probe-pointed, with spring back. | |
| Castrating Knife | ditto |
| Scalpel | ditto |
| Abscess Knife | ditto |
| Gum Lancet | ditto |
| Fleam, with improved back. | |
| Bow Dressing Forceps. | |
| Dressing Scissors. | |
| Drawing Knife. | |
| Seton Needle. | |
| Rowelling Bistoury. | |
| Abscess Lancet. | |
| Grooved Exploring Needle. | |
| Silver Caustic Case. | |
| Steel Director, with Bow. | Hank Plated Wire. |
| Silver Probe. | Six Suture Needles. |

The above, in horn handles	£3 10 0
Empty Pocket Cases	...	10s. 6d., 12s. 6d., and			0 15 0
New Pattern Army Regulation Pouch, complete	...				4 15 6

POCKET INSTRUMENTS.




Fig. 74.

Operating Knife (Gowing's), with spring back and French catch, in tortoiseshell, and leather case, Fig. 74 ... £0 7 6




Fig. 75.

Exploring Needle and Abscess Knife combined (Gowing's), with spring back and French catch, in tortoiseshell, and leather case, Fig. 75 0 10 6




Fig. 76.

Abscess Knife, with spring back, in horn handle, Fig. 76	£0	4	6
Ditto ditto ditto with French catch	0	5	6
Ditto ditto in ivory handle ditto	0	7	6




Fig. 77.

Pocket Scalpel, with spring back, in horn handle, Fig. 77	0	3	6
Ditto ditto ditto and French catch	0	4	6
Ditto ditto ditto in horn handle, extra large	0	4	6
Ditto ditto and French catch, in ivory handle	0	7	6
Skinning Knife, in fixed handle	0	2	6
Ditto with spring back and French catch ...	0	3	6



Fig. 78.

Castrating Knife, with spring back, in horn handle,								
Fig. 78	£0	3 6
Ditto	extra large	0	4 6
Ditto	with spring back and French catch	...					0	4 6
Ditto	ditto	ditto	in ivory handle				0	6 6



Fig. 79.

Gum Lancet (Gowing's), Fig. 79...	0	10	6
-----------------------------------	-----	-----	-----	---	----	---



Fig. 80.

Gum Lancet, with spring back, in horn handle, Fig. 80...						0	5	6
Ditto	ditto	ditto	and French catch	...		0	6	6
Ditto	ditto	ditto	extra large	0	8	6



ARNOLD & SONS LONDON

Fig. 81.

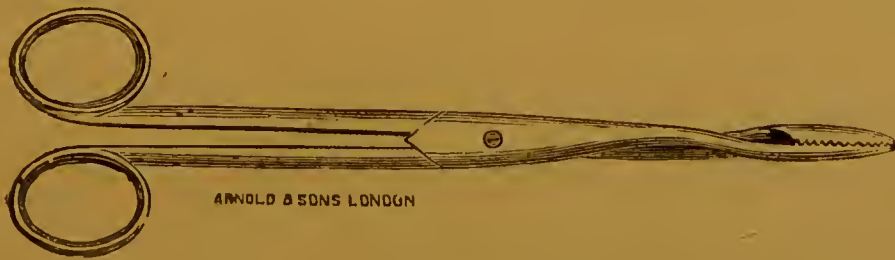
Bistoury, curved, probe-pointed, in horn handle, Fig. 81	£0	5	6
Ditto ditto in ivory handle ...	0	8	6



ARNOLD & SONS LONDON

Fig. 82.


Bistoury, curved, sharp-pointed, in horn handle, Fig. 82	0	5	6
Ditto ditto in ivory handle... ..	0	8	6
Bow or Dressing Forceps	0	2	6



ARNOLD & SONS LONDON

Fig. 83.

Bow or Dressing Forceps (Arnold & Sons' improved), Fig. 83	0	4	6
--	-----	-----	-----	-----	-----	-----	---	---	---



ARNOLD & SONS LONDON.

Fig. 84.

Director, Steel, with bow, Fig. 84	0	2	0
------------------------------------	-----	-----	-----	---	---	---



Fig. 85.

Director, Silver, Fig. 85	£0	4	6
Ditto German silver	0	2	6
Probe, Silver, for pocket-case	0	1	6
Ditto Spiral Wire (flexible)	0	2	6
Ditto Metallic, various lengths	each	0	1	6
Ditto Whalebone ditto	per inch	0	0	3
Aneurism Needle	0	3	6



Fig. 86.

Aneurism Needle and Tenaculum, Jointed, Fig. 86	...	0	4	6
---	-----	---	---	---




Fig. 87.

Pocket Knife (Arnold & Sons'), portable, in buckhorn handle and French catch, with scalpel, searcher, lancet, forceps, and needle, in one handle, Fig. 87...	0	15	0	
Tubular Needle (Field's), double, in tortoiseshell handle and French catch	...	0	12	6

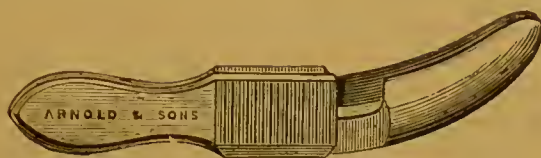


Fig. 88.

Artery Forceps, or Bull-dogs, Fig. 88 £0 2 6



Fig. 89.

Artery Forceps, with Arnold & Sons' improved spring,
Fig. 89 0 5 0




Fig. 90.

Artery Forceps, improved, Fig. 90 0 7 6




Fig. 91.

Artery Forceps, Fig. 91 0 7 6

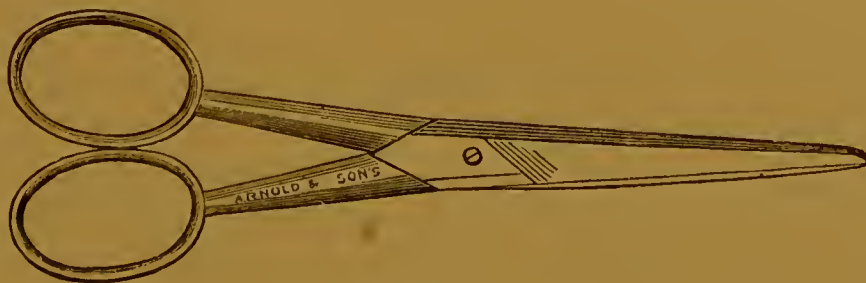


Fig. 92.

Dressing Scissors, open shanks, Fig. 92 0 2 6




Fig. 93.

Dressing Scissors, close shanks, Fig. 93 £0 3 6




Fig. 94.

Dressing Scissors, angular, small, Fig. 94 0 3 6

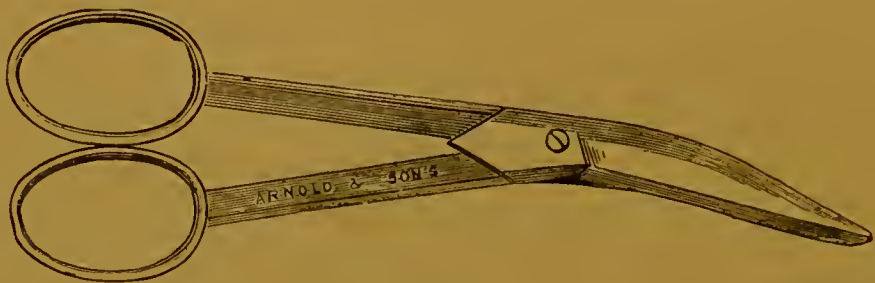


Fig. 95.

Dressing Scissors, angular, large, Fig. 95 0 4 6

CAUSTIC CASES, ETC.



Fig. 96.

Caustic Case, silver (Arnold & Sons'), improved, with seam-				small size	£0	12	6
less tube and platina spring holder, adjustable to any							
size, caustic, Fig. 96							
Ditto				medium size	0	15	0
Ditto				large size	0	17	6
Ditto · Silver, plain holder					0	6	6
Ditto Ebonite					0	2	6
Ditto with silver-plated holder					0	3	6
Ditto Electro-plated					0	3	6
Ditto ditto with exploring needle					0	7	6
Ditto Platinum					1	15	0

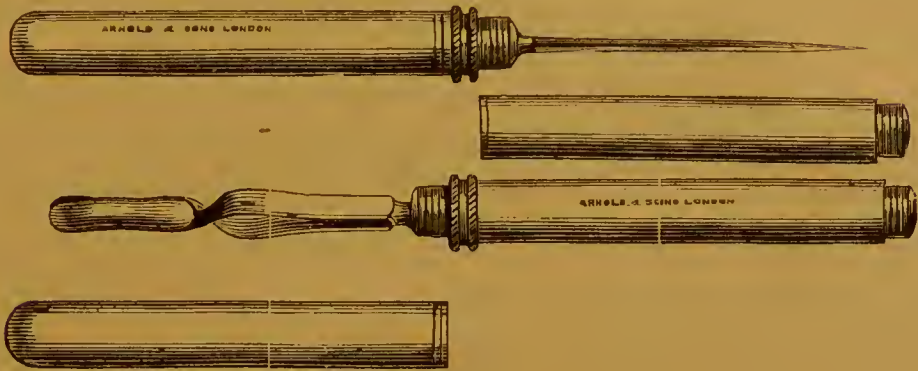


Fig. 97.

Caustic Case (Arnold & Sons'), silver, seamless tube, and					0	17	6
exploring needle, Fig. 97							




Fig. 98.

Caustic Case (Arnold & Sons'), silver, seamless tube, with					1	0	0
exploring trocar, Fig. 98							
Caustic Points moulded to fit caustic cases				per doz.	0	8	0

LANCETS AND FLEAMS.





Fig. 99.


Lancet, Bleeding, with regulating slide, in brass handle,
 Fig. 99 £0 3 6



ARNOLD & SONS LONDON

Fig. 100.

Lancet, Bleeding, Horse, in tortoiseshell, Fig. 100	...	0	3	0
Ditto ditto in ivory	0	3	6
Ditto Dog, in tortoiseshell	0	2	6
Ditto ditto in ivory	0	3	6
Ditto Eye, in tortoiseshell	0	2	6
Ditto ditto in ivory	0	3	0



ARNOLD & SONS LONDON

Fig. 101.

Lancet, Abscess, in tortoiseshell handle, Fig. 101	...	0	3	0
Ditto ditto in ivory	0	3	6
Ditto Inoculating (Simonds's)...	0	3	0




Fig. 104.

Fleam, in horn handle, 2 blades, for horse or cattle, Fig. 104	£0	7	6
Ditto ditto	1 blade	ditto				0	5	6
Ditto in brass handle, 3 blades, for horse or cattle					...	0	7	0
Ditto ditto	2 ditto	ditto			...	0	5	0
Ditto ditto	1 blade	ditto			...	0	3	6
Ditto with pin cutter at the end, extra					...	0	1	6




Fig. 105.

Fleam, with Arnold & Sons' improved back, in horn handle, can be struck with the hand, dispensing with bloodstick, Fig. 105	0	7	0
Ditto Coronet, in brass handle	0	3	6
Ditto Spring, various patterns	from 12s. to			1	10	0
Fleam and Lancet, in buckhorn	0	5	0
Bloodstick, loaded with lead, and opening at top for pins					...	0	2	0

PROBANGS AND GAGS.



6 Feet long

Fig. 106.

Cattle Probang (Monro's), spiral wire, covered with leather, and cane stilette, Fig. 106	£0	16	0	✓
Ditto ditto with gag, complete...	0	18	6	✓
Ditto fitted with corkscrew	1	5	0	
Ditto (Varnell's), unscrews for portability ...	1	10	0	
Ditto with spring forceps for withdrawing, as supplied to the Indian Government	2	2	0	



Fig. 107.

Calf Probang (Monro's), Fig. 107	0	10	0
Sheep ditto ditto	0	10	0
Horse ditto whalebone	0	15	0
Ditto ditto to unscrew for portability	1	1	0
Balling Probang, for giving balls to colts, etc., plain wood	0	2	6
Ditto polished wood	0	3	6
Ditto boxwood	0	5	0



Fig. 108.

Balling Probang, spiral wire, covered with leather, Fig. 108	0	7	6
--	---	---	---



Fig. 109.

Balling Probang (Arnold & Sons' improved), boxwood, bound with steel bands, and steel rod, as made for the Army, Fig. 109	0	9	6
Ditto Portable (Nelson's)	0	12	6




Fig. 110.

Baling Probang (Arnold & Sons' patent), with spring rod and india-rubber mouthpiece, Fig. 110 ... £0 15 0

The above can be used with one hand, is noiseless in action, does not alarm the animal, and the cup-piece being of india-rubber, it is impossible to injure the mouth.




Fig. 111.

Baling Probang (Goodwin's), Fig. 111 1 10 0




Fig. 112.

Mouth Gag (Armatage's), Fig 112... .. 0 3 0

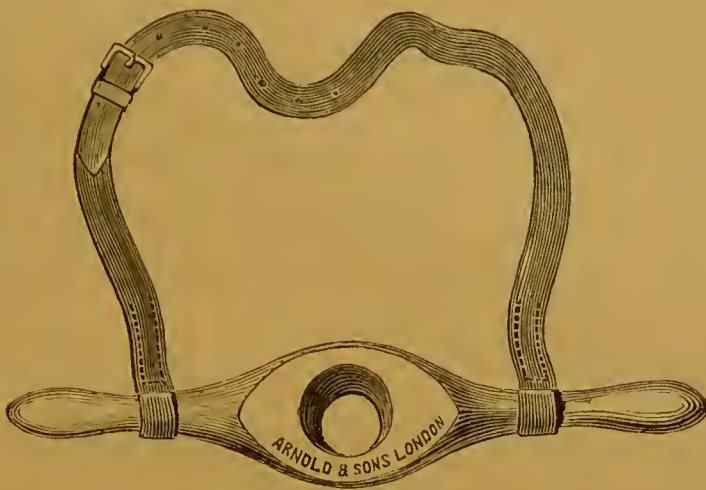


Fig. 113.

Mouth Gag, with straps. Fig. 113	£0	2	6
Ditto Ebony	0	5	0
Ditto Beech	0	1	0
Ditto for Sheep	0	2	0

DOCKING INSTRUMENTS, ETC.




Fig. 114.

Docking Machine (McKenny's improved), patented, Fig. 114	2	2	0
---	-----	-----	-----	-----	-----	-----	---	---	---

The advantages claimed for this machine are:—

- 1st.—A forward motion is given to the knife by a slot made in the blade, moving on a fixed pin, thus giving a shearing cut instead of the squeezing effect of an ordinary docker.
- 2nd.—Great ease in use, performing the operation rapidly, and with less exertion.
- 3rd.—Less pain to the animal.




Fig. 115.

Docking Machine (Arnold & Sons' improved), in rosewood handles, very portable and powerful, Fig. 115	...	£1	10	0
Ditto ditto ditto in plain wood handles		0	17	6
Ditto Machine and two searing irons, in leather case		2	10	0
Ditto Instruments, complete set, in leather case, with handles to unscrew for portability	3	0	0



Fig. 116.

Docking, Searing, or Tail Iron, Fig. 116...	0	5	0
---	--------	---	---	---



Fig. 117.

Tail Shears, for squaring the tail (Arnold & Sons' improved), with wooden handles, Fig. 117	1	10	0
---	--------	---	----	---




Fig. 118.

Patent Tail Cutter, for squaring the tail, Fig. 118 ... £1 1 0

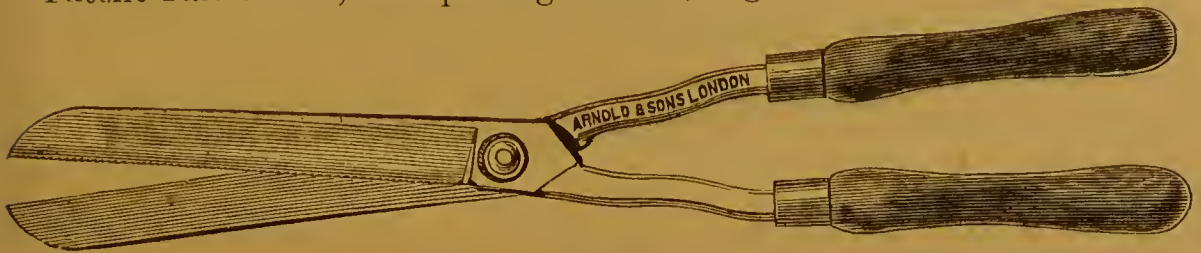


Fig. 119.

Tail Shears (Sheathers), serrated, with long wooden handles, Fig. 119	1 15 0
Tail Scissors	0 7 6





Fig. 120.

Tail Scissors (Arnold & Sons' improved), serrated, to prevent the hair slipping, Fig. 120	0 10 6
---	-----	-----	-----	-----	-----	--------



ARNOLD & SONS LONDON
Fig. 121.

Nicking Knife in horn handle and spring back, Fig. 121	0 4 6
Ditto (Varnell's)	0 4 6
Nicking Pulleys	per set of three	...	0 10 6

SETONING INSTRUMENTS.




Fig. 122.

Mahogany Case, polished throughout, Fig. 122, containing—
Seton Needle, 13 inches long.

- Ditto 11 ditto
- Ditto 9 ditto
- Ditto 7 ditto
- Ditto for Frog.
- Ditto (Varnell's), side-curved.

Two Screw Seton Needle Handles.

The above set, complete £1 15 0

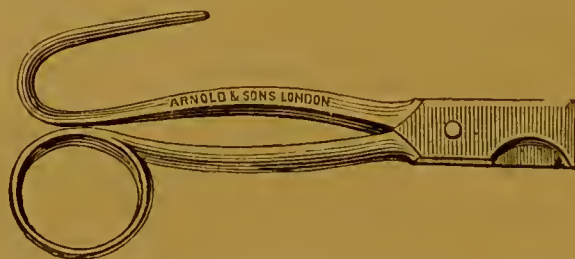


Fig. 123.

Rowelling Bistoury, Fig. 123	0	6	6
Ditto Scissors	0	3	0
Hock Seton Needle	0	3	6
Ditto with handle	0	7	0



Fig. 124.

Frog Seton Needle, full-curved, Fig. 124 0 2 6



Fig. 125.

Frog Seton Needle (Varnell's side-curved), Fig. 125	£0	3	0
Seton Needle for Dogs	0	2	0
Ditto (Morton's improved), for medicated cotton	0	5	6
Ditto portable folding	0	7	6
Ditto folding in two pieces	0	10	6
Ditto ditto three pieces	0	12	6
Ditto Dewlap	0	3	0



Fig. 126.

Seton Needle, with guarded slide, to cut any depth, Fig. 126	0	18	0
---	-----	-----	-----	-----	-----	---	----	---



Fig. 127.

Seton Needle, in buffalo handle, Fig. 127	0	4	6
---	-----	-----	-----	-----	-----	---	---	---



Fig. 128.

Seton Needle, 5 inches long, Fig. 128	0	2	0
Ditto 6 ditto	0	2	0
Ditto 7 ditto	0	2	6
Ditto 8 ditto	0	3	0
Ditto 9 ditto	0	3	0

Seton Needle, 10 inches long	£0	3	6
Ditto 11 ditto	0	4	6
Ditto 12 ditto	0	5	0
Ditto 13 ditto	0	5	6
Ditto 14 ditto	0	6	0
Ditto 15 ditto	0	7	0
Ditto 16 ditto	0	7	6



Fig. 129.

Seton Needle, with screw handle, Fig. 129	0	6	6
Ditto Handle, with screw	0	3	6
Seton Knife, with French catch (Nelson's)	0	5	6

FIRING INSTRUMENTS, ETC.




Fig. 130.

Mahogany Case, containing six socket firing irons and two socket handles, complete, Fig. 130	1	10	0
--	-----	-----	---	----	---



Fig. 131.

Firing Iron, in fixed handle, Fig. 131	£0	3	6
Ditto for socket handle	0	3	6



Fig. 132.

Firing Iron with screw socket handle, Fig. 132	0	7	0
Screw Handle, for socket firing iron	0	3	6




Fig. 133.

Firing Iron, Navicular (Robinson's), Fig. 133	0	5	0
---	-----	-----	-----	---	---	---



Fig. 134.

Budding Iron, Fig. 134	0	4	6
Lampus Iron	0	5	0
Castrating Iron, in fixed handle	0	3	6
Searing ditto ditto	0	5	0
Cauterising Irons, various shapes	each	...	0	4	6

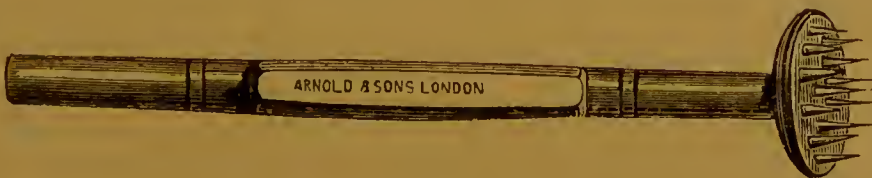


Fig. 135.

Spavin Punch, with 12 points, Fig. 135	0	15	0
Ditto ditto 9 ditto	0	12	6
Ditto ditto 6 ditto	0	10	6
Ditto ditto 3 ditto	0	7	6

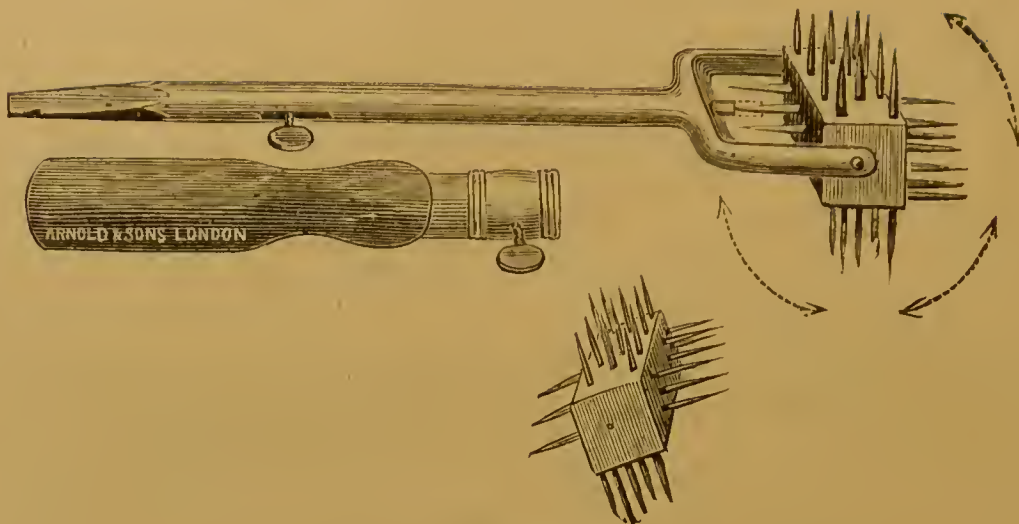


Fig. 136.

Spavin Punch (Robertson's), revolving, Fig. 136 ... £1 10 0

This instrument is so constructed that either 3, 5, 7, or 11 points can be used.



Fig. 137.

Pyro Puncture Iron, with 12 points, Fig. 137	0	15	0
Ditto ditto with 9 points	0	12	6
Ditto ditto with 6 points	0	10	6

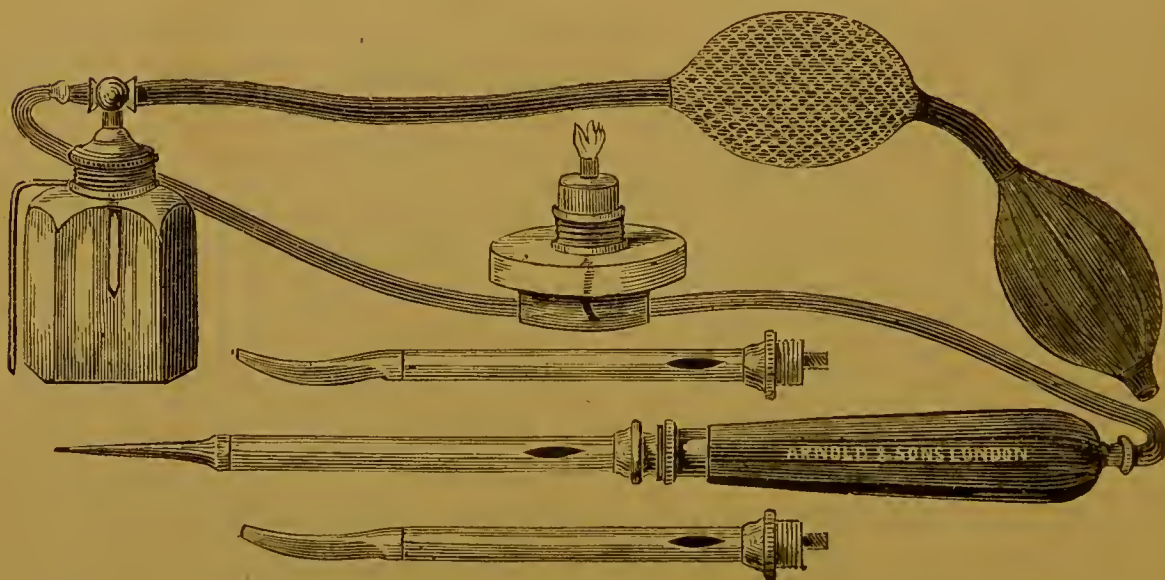


Fig. 138.

Thermo-Cautery (Pritchard's improved), with special platina instruments for firing, etc., complete, in case, Fig. 138 ... 7 10 0

Extract from *Veterinary Journal*, February 1880:—"Although Professor Pritchard recently brought this instrument before the notice of the Midland Counties Veterinary Medical Association, I think it may not be considered out of place to refer to this apparatus again, as the actual cautery is so frequently resorted to by veterinary surgeons."

TRACHEOTOMY INSTRUMENTS.




Fig. 139.

Intra Tracheal Syringe, for the injection of medicines into the trachea, with patent oil plunger and two needles, in morocco leather case, complete, Fig. 139 ... £1 7 6

Extract from *The Veterinarian*, February 1885 :—"It is pretty well known to country practitioners how deadly are the ravages of these strongyles when the disease which they induce is allowed to go unchecked. As many as thirty or forty per cent. of lambs will die, to say nothing of loss of condition, if no treatment is adopted ; and I have known eight calves perish out of a herd of twelve from the same cause. The disease, too, is pretty widely distributed, being general over England in the case of calves ; and in certain seasons the counties of Norfolk, Lincolnshire, Cambridgeshire, Cornwall, Devonshire, and some parts of Somerset suffer greatly from the *Strongylus filaria* in the lambs."

Extract from the *Veterinary Journal*, February 1885 :—"Acting on this suggestion, I have treated a large number of calves in the same way, and in almost every case with success ; instead of Tr. opii, however, I have substituted chloroform, ʒss, which I know to be a deadly parasiticide. The operation is very simple and easy to perform. I have procured a large syringe for the purpose from Messrs. Arnold & Sons, the needle of which I introduce about midway down the cervical portion of the trachea, without regard to an inter-annular space, and inject the fluid slowly. The exhalation of the turpentine can at once be detected at the nostril. The animal appears to suffer no inconvenience beyond a slight cough. So far, I have not found it necessary to repeat the operation, although some of my cases were apparently suffering from advanced broncho-pneumonia."

Extract from *The Veterinarian*, March 1885 :—"For the purpose of carrying out the system of intra-tracheal injection of remedies (especially in the treatment of lung-worm), Messrs. Arnold & Sons have constructed a form of syringe (see illustration) which seems to us to be perfectly well adapted for the purpose."

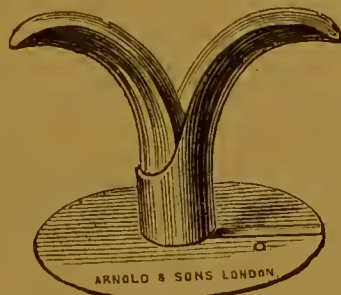


Fig. 140.

Tracheotomy Tube, self-retaining, requires no strap or other fastening (Field's), nickel-plated, in four sizes, Fig. 140	each	0 15 0
Ditto	ditto	vulcanite	each	0 17 6



Fig. 141.

Tracheotomy Tube (Arnold & Sons' improved), Fig. 141	£0	4	0
Ditto ditto with straps, complete	0	6	0

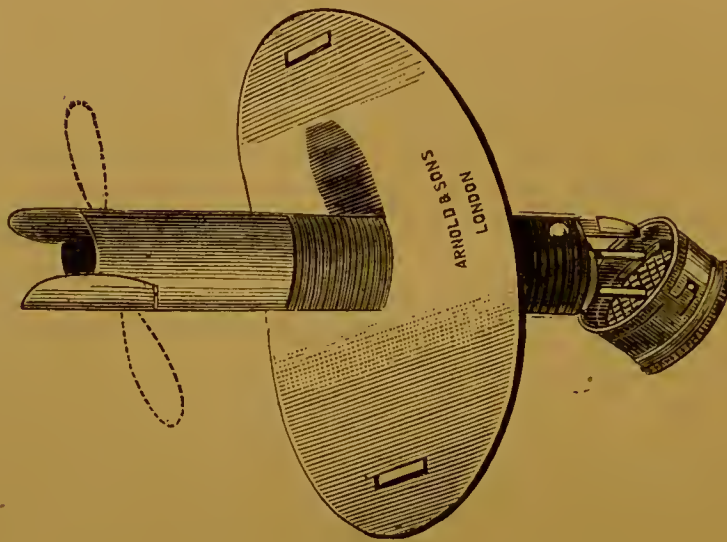


Fig. 142.

Tracheotomy Tube (Spooner's), Fig. 142...	1	10	0
Ditto (Cox's)	0	10	0




Fig. 143.

Tracheotomy Tube, vulcanite (Gowing's), Fig. 143	...	0	9	0
Ditto Army pattern	0	3	6

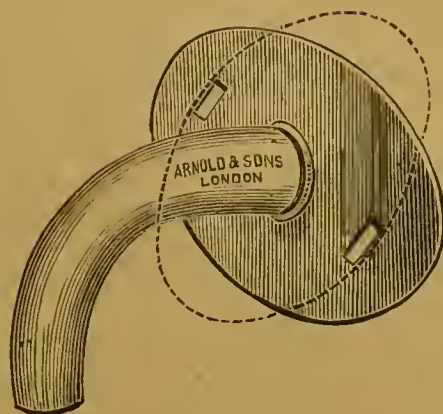


Fig. 144.

Tracheotomy Tube (Arnold & Sons' improved), with revolving shield, Fig. 144 £0 7 6

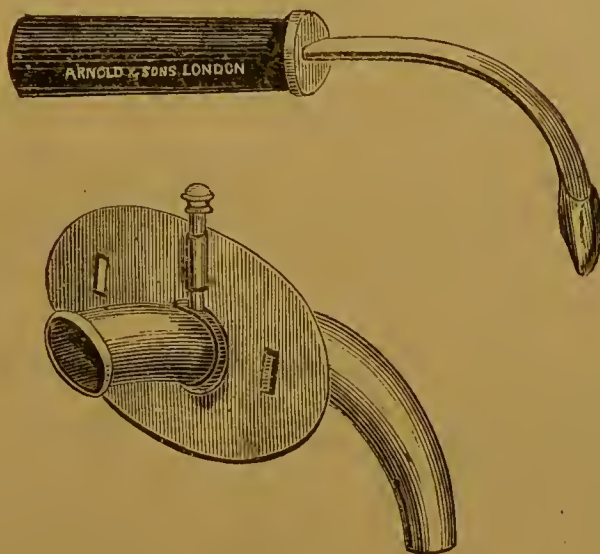


Fig. 145.

Tracheotomy Trocar and Canula (Gowing's), Fig. 145 1 1 0



Fig. 146.

Tracheotomy Forceps, regulating, for taking out any size piece of cartilage (Spooner's), Fig. 146 0 12 6

BALLING INSTRUMENTS.

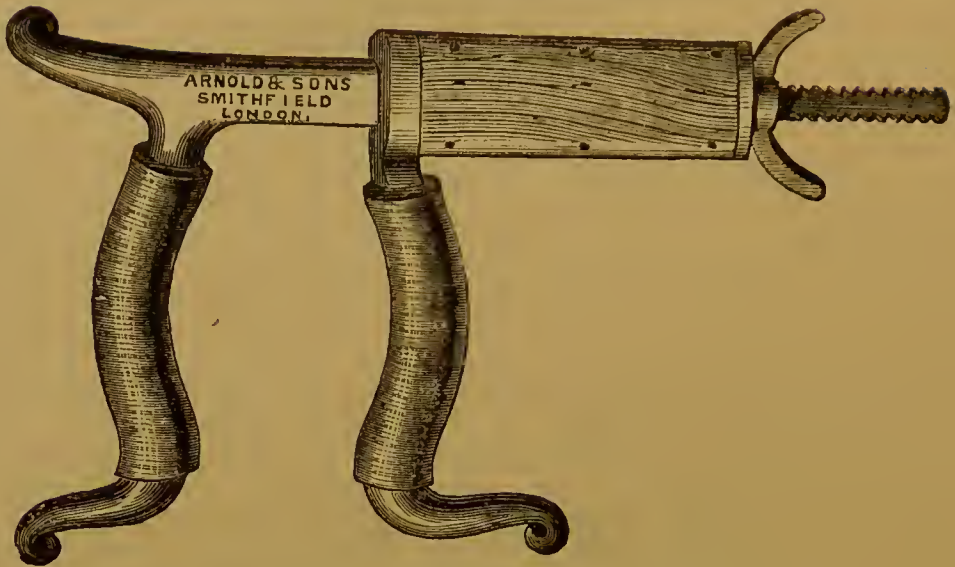


Fig. 147.

Balling Iron, improved, with regulating screw, covered with india-rubber to protect the gums (Varnell's),
 Fig. 147 £1 1 0

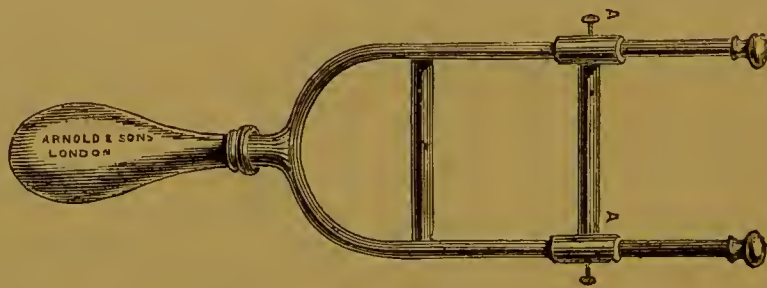


Fig. 148.

Balling Iron, with sliding parallel bar (Fearnley's),
 Fig. 148 2 2 0




Fig. 149.

Balling Iron, circular, Fig. 149 0 5 0

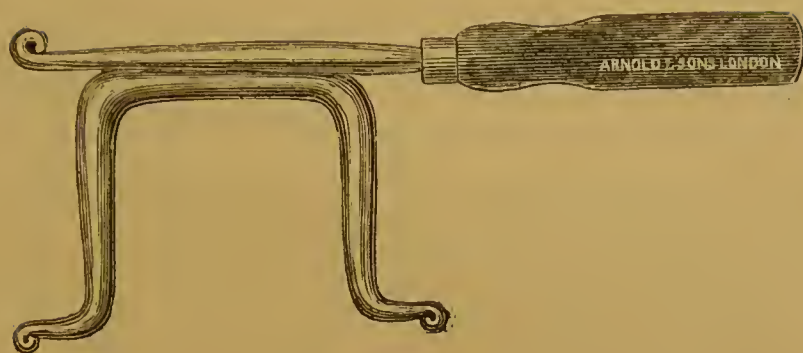


Fig. 150.

Balling Iron, open-sided, Fig. 150	£0	7	6
Ditto ditto polished	0	10	6
Ditto (Armatage's)	1	1	0

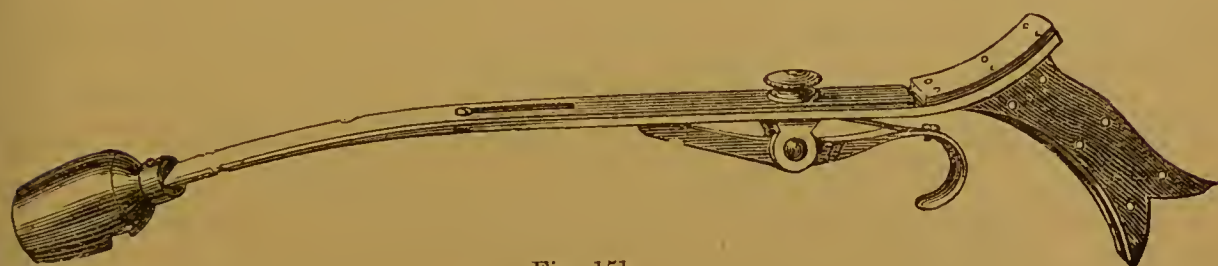


Fig. 151.

Balling Probang (Goodwin's), Fig. 151	1	10	0
---------------------------------------	-----	-----	-----	---	----	---




Fig. 152.

Balling Gun (Arnold & Sons' patent), with spring rod and india-rubber mouthpiece, Fig. 152	0	15	0
Ditto Portable, to fold (Nelson's)	0	12	6



Fig. 153.

Balling Gun, boxwood, with steel bands and steel rod, as made for the Army, Fig. 153	0	9	6
--	-----	-----	-----	---	---	---



Fig. 154.

Balling Gun, spiral wire, covered with leather, Fig. 154		£0	7	6
Ditto Boxwood		0	5	0
Ditto Plain wood		0	2	6
Ditto Polished		0	3	6
Ball Boxes, tin, to hold 6 horse balls	... per gross	1	16	0
Ditto ditto 12 ditto	... ditto	2	8	0
Ditto to hold 6 horse balls, as made for the Royal Veterinary College per gross	0	18	0
Ditto ditto 12 ditto	... ditto	1	4	0

MEASURING STANDARDS, CATTLE GAUGES, ETC.



Fig. 155.

Walking-Stick Standard, with silver band and spirit level, in rattan cane or malacca, very superior (Arnold & Sons' Improved), registered, for measuring the height of horses, etc., Fig. 155	1	10	0
Ditto ditto plain pattern	1	1	0
Ditto for dogs, in malacca cane, very portable...		1	4	0




Fig. 156.

Measuring Standard, as made for the Army, Fig. 156	£1	10	0
Ditto for stable use	0	15	0
Ditto ditto very superior ...	1	1	0
Standard Tape, with spring, for the pocket	0	10	6
Measure for Cattle, Weights, etc., in leather case ...	0	12	6
Cattle Gauge (Ewart's) 25s. and	1	10	0
Ditto ditto for weighing oxen, sheep, and swine, with key on slide-rule principle 4s. 6d. and	0	7	6
Ditto ditto with ivory slide ... 5s. 6d. and	0	8	6
Ditto ditto with ivory rule and slide 10s. and	0	15	6
Ditto ditto with electrum slide	0	16	6
Ditto for weighing carcasses of live animals, in 3- inch circular brass case, and 30 feet tape, with electrum slide	1	5	0
Ditto ditto with logarithmic circle of natural and square numbers on the reverse	1	10	0
Chesterman's Patent Tapes, in spring cases 3s. 6d. to	0	5	6

Standards, engraved with Russian, Rhineland, and French measures.

TOOTH INSTRUMENTS.




Fig. 157.

Tooth Forceps, large, for molars (Gowing's), Fig. 157 £3 3 0



Fig. 158.

Tooth Forceps, with lever (Santy's), Fig. 158 2 2 0

Extract from *Veterinary Journal*, September 1879:—"As many have told me they have not attempted to extract the molar teeth of the horse, especially those posteriorly situated, I had the pleasure of demonstrating the method and the instrument (a drawing of which I send; the instrument may now be had of Messrs. Arnold) before the members of the Norfolk and Eastern Counties Veterinary Medical Association, at their last meeting. To demonstrate the way of performing certain operations is often difficult, but to describe it is, in my opinion, much more so, though in this case my task is comparatively an easy one, as the whole business is very simple. The animal being cast, I use Professor Varnell's balling iron to extend the jaws, and have an assistant to hold the tongue, while another, with a long smooth iron, pushes the cheek out of the way. and make quite sure that I get my forceps on the right tooth, and that only; when this is done I give a slight rotatory motion, then place my lever on the anterior tooth, immediately under the rivet of the forceps, and raise the tooth, which must come. When I know the tooth is loosened—which I can tell by a peculiar sucking noise—I take a fresh hold of it a little lower down, and incline it slightly to the inside, at the same time raising it—then out it comes without any injury to the jaw. In no case have I found injury at the time or afterwards to the anterior tooth from the pressure of the lever. I can extract the longest molars, and frequently the fifth one, without breaking a fang, and have seen Mr. Whitwell, my late partner, extract the sixth. I do nothing to the jaw subsequently, and merely order soft, nutritious food for the patient. I never saw anything but good results follow the operation. The instrument is an improvement on one invented by my predecessor, Mr. T. Wells, M.R.C.V.S., Norwich, and used by him successfully for a number of years."




Fig. 159.

Tooth Forceps (Robertson's), Fig. 159 £1 15 0




Fig. 160.

Tooth Forceps, Fig. 160 0 15 0




Fig. 161.

Tooth Forceps (Pritchard's), Fig. 161 0 10 6




Fig. 162.

Tooth Forceps (Robertson's improved), Fig. 162 ... 3 3 0



Fig. 163.

Tooth Forceps, Fig. 163	10s. 6d., 12s. 6d., and	£0 15 0
Ditto for Dogs	0 7 6




Fig. 164.

Tooth Forceps, for extracting splinters, or portions of teeth (Lewis's), Fig. 164	0 12 6
Ditto Key for extracting the molars	1 0 0




Fig. 165.

Tooth Saw (Lewis's), Fig. 165	1 0 0
-------------------------------	-----	-----	-----	-------




Fig. 166.

Tooth Shears, for cutting off extra growths (Arnold & Sons'), Fig. 166	6 6 0
--	-----	-----	-----	-------




Fig. 167.

Tooth Shears (Robertson's), Fig. 167	£6	0	0
Ditto (Thompson's)	3	10	0



Fig. 168.

Tooth Chisel, with screw (Green's), Fig. 168	2	10	0
--	-----	-----	-----	---	----	---



Fig. 169.

Dental Incisor (Edgar's), Fig. 169	3	3	0
------------------------------------	-----	-----	-----	---	---	---

Extract from *Veterinary Journal*, February 1883:—"Its action is most humane, the operation being, so far as I have been able to form an opinion by the quietude of my patients, perfectly painless. There is no risk—as with the shears—of cutting the buccal membrane, or gingivæ, in excising a posterior molar. In this case, if the mouth, from the extreme length of the tooth, cannot be sufficiently opened with an ordinary mouth-iron, the leather mouth-expander should be used. The incisor is manufactured by Messrs. Arnold & Sons, West Smithfield, London."



Fig. 170.

Tooth Chisel, sliding (Gowing's), very superior, Fig. 170	2	2	0
---	-----	-----	-----	---	---	---



Fig. 171.

Tooth Chisel (Santy's), Fig. 171 £0 10 6




Fig. 172.

Tooth Chisel (Gowing's), Fig. 172 0 17 6



Fig. 173.

Tooth Chisel Guide, for using with Gowing's sliding
chisel (Brown's), Fig. 173 0 15 0




Fig. 174.

Lateral Repeller (Gowing's), Fig. 174 1 1 0



Fig. 175.

Repeller (Gowing's), Fig. 175 1 4 0



Fig. 176.

Tooth Rasp, with Arnold & Sons' improved guard to protect the gums, unscrews for portability, polished,
Fig. 176 £0 15 0



Fig. 177.

Tooth Rasp, with improved guard to protect the gums,
Fig. 177 0 8 6
Ditto plain, without guard 0 6 0



Fig. 178.

Tooth Rasp (Gowing's), with socket handle, Fig. 178 ... 1 1 0
Ditto Rasps recut... .. 0 4 6

NEUROTOMY AND PERIOSTEOTOMY
INSTRUMENTS.

Fig. 179.

Neurotomy Instruments (Gowing's), Fig. 179, containing—
Neurotomy Knife, in ivory handle.

Ditto, ditto, and Needle (Gowing's), ditto.

Ditto Bistoury, ditto.

Spring Forceps.

The Set, in leather case, complete £1 0 0




Fig. 180.

Neurotomy Instruments (Robertson's), Fig. 180,
containing—

Neurotomy Knife, in ebony handle.

Ditto Needle, ditto.

Curved Scissors.

Spring Forceps.

The Set, in leather case, complete 0 17 0
Neurotomy Instruments, in case, containing knife, bistoury,
and two needles 0 10 6



Fig. 181.

Neurotomy Bistoury, in fixed handle, Fig. 181...	...	£0	3	6
Ditto (Pritchard's)	0	5	6

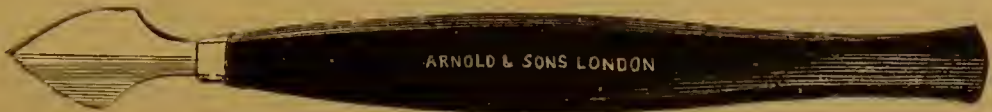


Fig. 182.

Neurotomy Knife (Smith's), Fig. 182	0	4	6
Ditto (Ernes's)	0	5	6

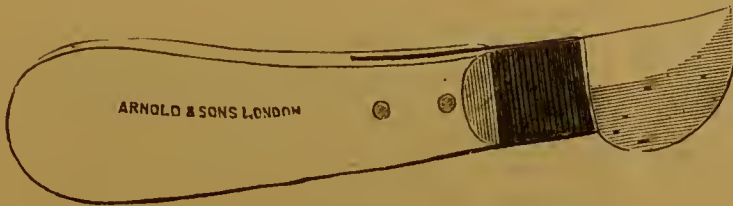


Fig. 183.

Neurotomy Knife, in fixed ivory handle, Fig. 183	0	3	6
--	-----	---	---	---




Fig. 184.

Neurotomy Knife and Needle (Woodger's), Fig. 184	0	4	0
--	-----	---	---	---

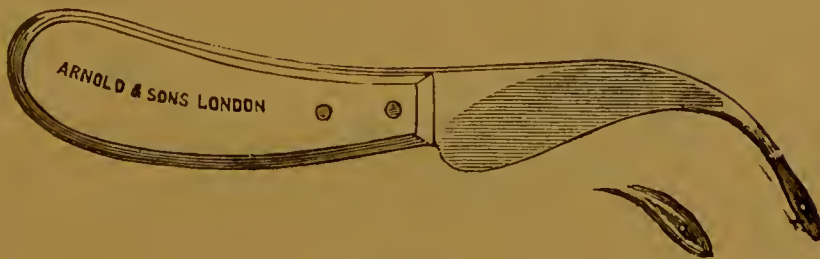


Fig. 185.

Neurotomy Knife and Needle (Gowing's), Fig. 185	0	5	0
Ditto ditto (Dick's)	0	5	6
Ditto Scissors (Gowing's)	0	15	0

SUTURE NEEDLES, WIRE, SILK, ETC.




Fig. 190.

Suture Instrument (Russell's), in leather case, complete,
 Fig. 190 £1 15 0

Extract from *Veterinary Journal*, January 1881 :—"The accompanying suture can be advantageously used in the place of wire, skewers, or string, in all deep-seated wounds where a deep suture is required to keep parts in apposition, and to prevent superficial sutures from being torn out, also to prevent protrusion or prolapsus of the vagina or uterus in herniæ of various kinds, etc. Some of the advantages of this suture are that it does not tear out ; if parts swell, it can be loosened, and when the swelling abates it can be tightened up again. It is easily and readily adjusted. It remains nicely as placed, looks what it is, and gives general satisfaction. When required for use, all that it is necessary to do is to put one of the 'plates,' with the bevelled edge inwards, over one end, and behind that a thumb-screw, and on the other end screw on the trocar point. Then push it through the parts, remove the point, and add a plate and thumb-screw as on the other end ; then screw up the thumb-screw as tight as necessary. I have had them made up in four pairs, measuring 3½, 5, 6½, and 8 inches long respectively. They are made of steel wire, about 3/16 inch in thickness, slightly curved. At each end of the wire a deep thread is cut, upon which fit a trocar point on one end and a plate and thumb-screw on the other. For the requirements of the various sutures, plates of metal of different lengths are provided—viz., four plates with one hole in the centre of each, and two plates with two holes for a double suture ; the former are about 2 inches long, the latter 3¾ inches, the holes being from an inch to an inch and a half apart in the latter. The inside edges of all these plates are bevelled off to prevent undue pressure or cutting. There are two trocar points with each set of sutures, which screw on either end of the wires, and four thumb-screws, also interchangeable. The plates are made of steel, the nuts of brass, but all the parts are nickel-plated, to prevent rust or corrosion. The sets are neatly mounted in a case—viz., four pairs of sutures of different lengths, two trocar points, six plates, and four screw-nuts."



Fig. 191.

Suture Instrument, patented, for approximating the
 edges of wounds (MacMunn's), Fig. 191. Box
 containing one dozen assorted sizes, nickel-plated,
 with corks, complete 0 6 0

Extract from *Veterinarian*, November 1884:—"I submit to the notice of the profession a form of suture which, in my opinion, would be very useful, and might in certain cases and in certain situations supersede with advantage the ordinary means of approximating the edges of wounds. I am not aware that such a contrivance has been used before, although the age of the thread suture and the absence of recent attempts to modify its principles of fixation would seem to indicate that it has reached the stage when modification is unnecessary and impossible. Nevertheless, the suture is objectionable in ways which will immediately suggest themselves to any one who reflects for an instant on its application. It fails to approximate the walls of a wound in a desirable manner, only too often bringing into contact the limited superficial portions of the tissues corresponding to where the threads are inserted, and leaving the deep parts unapproximated. There is a circular constriction, which frequently leads to ulceration and strangulation of the tissues enclosed within it, and thus to uselessness of the suture; while this defect is not at all times caused by a too tight application, but is indirectly owing to the smallness of the body which bears the strain of the tissues. The suture acts as a foreign body in the wound, and causes those conditions which are known to prevent early union. These are not imaginary objections, but based on experience. I would suggest the following form of suture as fulfilling indications not met by the ordinary interrupted suture, and being at the same time easy of application. These sutures may be very readily introduced by a torsion forceps, which is made to grasp the V-shaped bend, while the fingers of the left hand approximate the edges of the wound, after which, if the wound is not thoroughly closed, the wire may be clamped at the bend and the points brought closer together, with or without being held by a thread or a piece of cork fastened on them. A piece of folded lint may then be applied under the bend to afford support to the wound. The sutures may be introduced either in the long axis of the wound—which is preferable—or across it, when a foreign body would of course be present. These sutures may be had of various thicknesses, size, and curves, hardened lancet-shaped point, manufactured by Messrs. Arnold, of Smithfield."

Suture Needle, with eye at point, in tortoiseshell handle,
 with spare needle (Lowe's) £0 10 6
 Ditto tubular, double ditto (Field's) 0 12 6



Fig. 192.

Suture Needle, with eye at point, in ebony handle,
 Fig. 192 0 3 6



Fig. 193.

Pin-cutting Forceps, Fig. 193 0 10 6




Fig. 194.

Pin-cutting Forceps, Fig. 194 £0 8 6

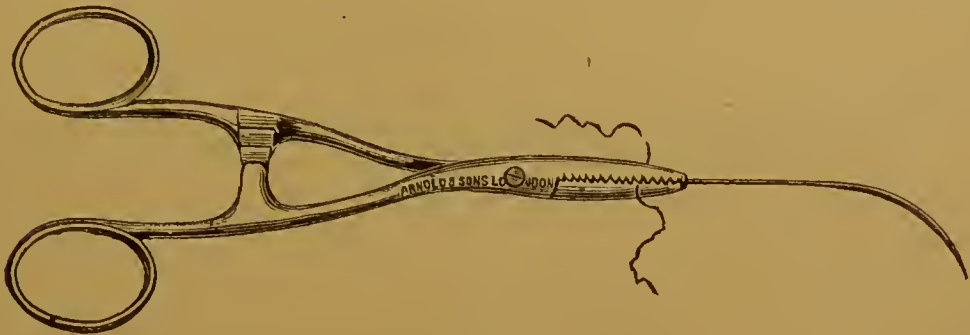


Fig. 195.

Suture Needle Forceps, Fig. 195 0 7 6




Fig. 196.

Suture Needle and Holder (Fleming's), made in four sizes, Fig. 196 each 0 3 6



Fig. 197.



Fig. 198.

Suture Needles, full curved, Fig. 197 ... per doz. 0 3 0
 Ditto half curved, Fig. 198 ... ditto 0 3 0



Fig. 199.

Suture Needles, straight, Fig. 199 ... per doz. 0 3 0

Suture Needles, plated, to prevent rusting	per doz.	£0	5	0
Ditto (Robertson's)	ditto	0	4	0
Ditto (Pritchard's)	ditto	0	4	0



Fig. 200.

Suture Needle, with plain eye for fine metallic wire, Fig. 200	0	1	0
---	--------	---	---	---



Fig. 201.

Suture Needle, with screw eye for stout metallic wire, Fig. 201	0	1	6
Spaying Needles per doz.	0	1	0
Ditto extra large ditto	0	2	0
Ditto grooved ditto	0	2	6
Eye Needles ditto	0	3	0
Suture Wire, silver per reel	0	4	0
Ditto ditto per hank	0	2	0
Ditto silver-plated ditto	0	0	6
Ditto metallic, for plain-eyed needles, fine	ditto	0	0	9
Ditto for screw ditto stout	ditto	0	0	6
Chinese Twist ditto	0	1	0
Suture Thread or Twine ditto	0	0	3



Fig. 202.

Suture Silk (Arnold & Sons' improved), four different sizes, on tablet, Fig. 202	0	1	6
Ditto various sizes per hank	0	1	0

Arnold & Sons' Improved Silk possesses the following advantages:—Pure silk, free from all dressing or colouring matter, and will not kink or curl under any circumstances; immense strength; being plaited, will tie securely without untwisting.

Carbolized Catgut, for sutures, four sizes	per bottle	0	1	0
--	------------	---	---	---



Fig. 203.]

Suture Wire Forceps, for twisting wire (Field's), Fig. 203	£0	7	6
Ditto ditto (Gowing's) ...	0	7	0
Leather Case, containing two screw and two plain-eyed suture needles, six assorted needles, two hanks each stout and fine metallic wire, one hank silver-plated wire, silk and thread, complete	0	15	0
Leather Needle Case	0	1	6

TROCARS, EXPLORING NEEDLES, ETC.




Fig. 204.

Trocar, for hoven cattle, with German silver canula, Fig. 204	0	7	0
--	---	---	---



Fig. 205.

Trocar, Hydrothorax, with German silver canula, Fig. 205	0	7	0
Ditto ditto with silver canula, in ebony case, for the pocket 7s. 6d., 8s. 6d., and	0	9	6
Ditto Capillary Drainage, per set, in case, complete ...	2	0	0



Fig. 206.

Trocar, with silver canula, for puncturing the intestines in flatulent colic (Gunn's), in leather case, complete,

Fig. 206 £0 10 6

Extract from *Veterinary Journal*, April 1878:—"Both these distressing cases did well, and I can confidently say that they were perfectly cured by the operation of puncture. The trocar and canula I used in the last case were specially made by Messrs. Arnold & Sons."

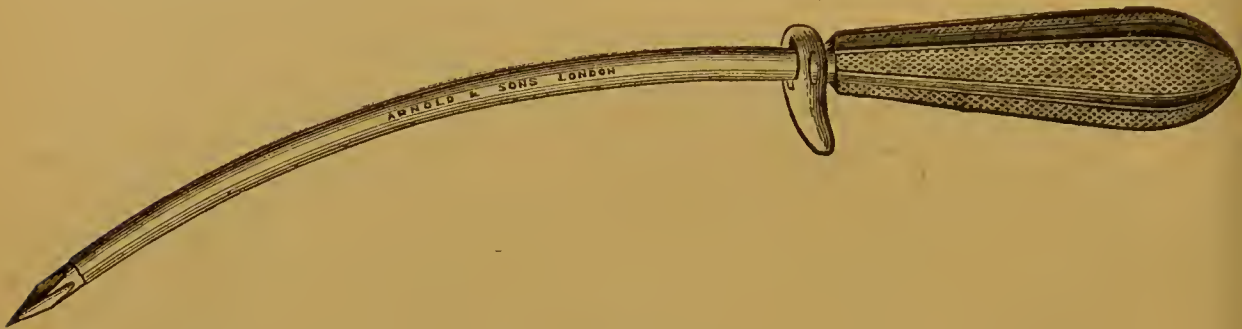


Fig. 207.

Trocar and Canula (Williams's), Fig. 207 0 12 6
 Trocars, Syphon, for tapping the chest 3 3 0



Fig. 208.

Exploring Trocar, with silver canula, in ivory turn-back case, four sizes, Fig. 208 each 0 7 6



Fig. 209.

Exploring Needle, or pin director, in ivory turn-back case, Fig. 209 0 3 6




Fig. 210.

Exploring Needle (Sheather's), in ebony case, Fig. 210... 0 3 6

OBSTETRIC AND PARTURITION INSTRUMENTS.




Fig. 211.

Foetal Adjuster (Gowing's), with sharp and blunt-pointed jointed foal hooks, complete, Fig. 211 £1 10 0

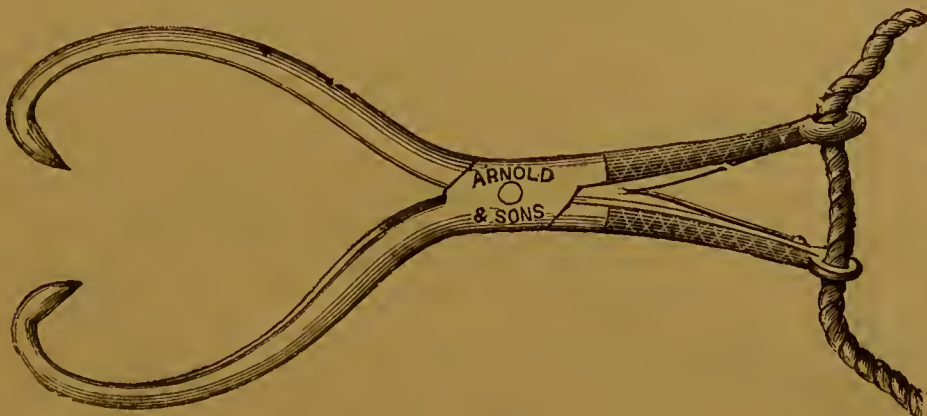


Fig. 212.

Foal Forceps, with spring (Roberts's), Fig. 212... .. 0 12 6

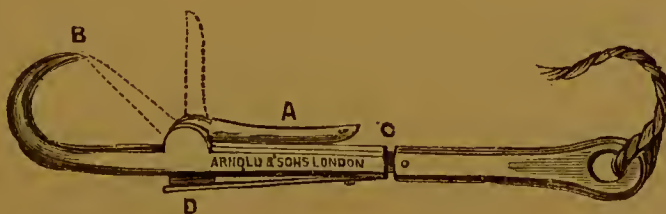


Fig. 213.

Foal Hook, with spring (Tupe's), Fig. 213 0 15 0

A. Blade moving from C to B, protecting point of hook. B. Hook. C. Swivel. D. Spring pressing on blade A. The above new form of foal hook has the following advantages:—The point of the hook is protected when withdrawn, and the part secured in the hook at the same time. The stem is also made to revolve, and thus prevents the hook from twisting when in use.



Fig. 214.

Foal Hook, for live, with rope, Fig. 214... .. £0 3 6




Fig. 215.

Foal Hook, for dead, with rope, Fig. 215 0 3 6

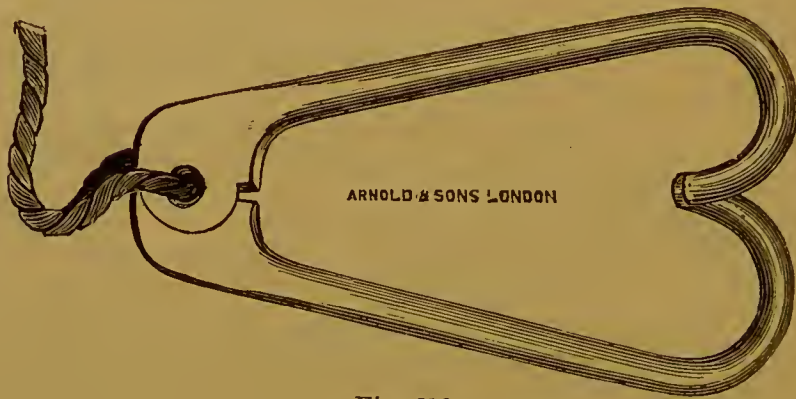


Fig. 216.

Foal Hook, for live (folding), Fig. 216 0 12 6



Fig. 217.

Foal Hook, for live, with hinge joint, Fig. 217 ... 1 1 0

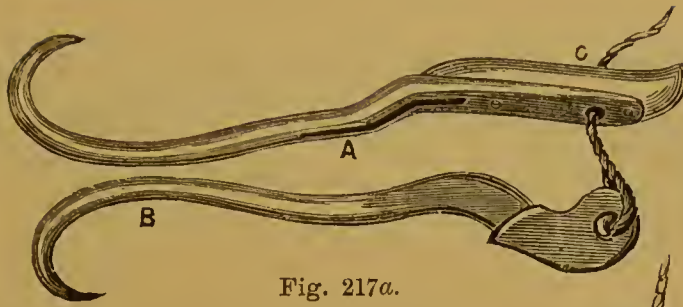


Fig. 217a.

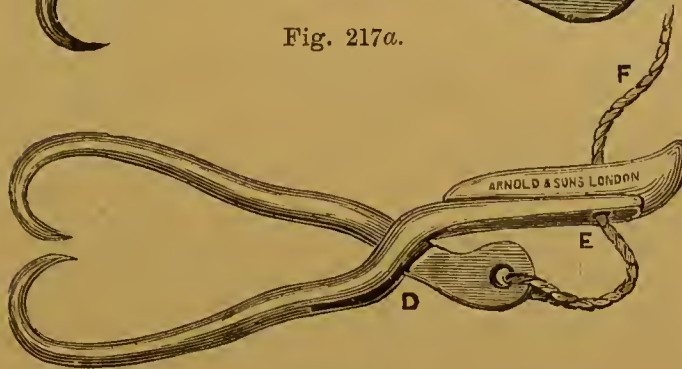


Fig. 218.

Foal Hook, double, with rope, complete (Fleming's),
 Figs. 217a and 218 £1 0 0

A. A single hook for manipulating previously to uniting as a double hook, with slot for opposite blade (*B*) to pass through, as shown in Fig. 217a. *B.* A second hook, with cord attached. *C.* Wooden handle, terminating with curved end, preventing hand slipping. *D.* Handle showing blade passed through opposite one, with ring and rope (*F*) attached. *E.* Opening in handle for cord (*F*) to pass through from opposite blade when ready for use, as Fig. 218. *F.* Cord ready for use.

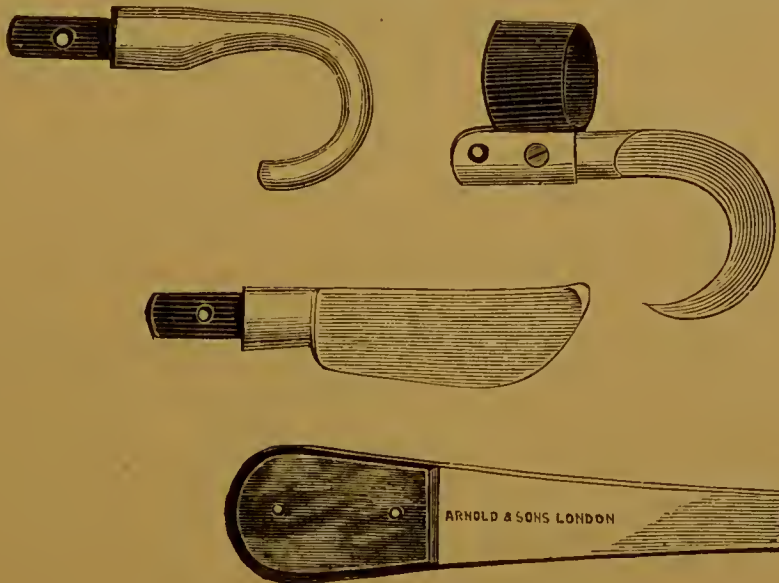


Fig. 219.

Embryotomy Case, containing — Embryotomy knives,
 hook, and turnscrew, fitting one steel finger ring
 (Fisher's), Fig. 219

1 7 6

Foaling Instruments, triangular ring, with hole for cord,
 roughed inside, sharp hook, blunt hook roughed in-
 side, oval ring, hook with single and double spears
 to adjust with screws, curved knife, and small and
 large beech pessaries, etc. (Cooper's)



Fig. 220.

Embryotomy Knife (Cole's), Fig. 220 £0 7 6

Extract from *Veterinary Journal*, June 1883 :—"The annexed woodcut represents a new form of embryotomy knife, and its advantages are—1st. It can be effectually used with the hand and arm in a straight position, whereas with the ordinary slide knife the wrist must be somewhat bent in order to bring the cutting edge to bear. This, in a constricted passage, is always difficult, and sometimes well-nigh impossible. It is particularly useful in making the longitudinal incision in the skin, previous to the removal of a fore limb. 2nd. The *perfect safety*, as, should the animal struggle or suddenly drop, the instant the operator leaves off using it the cutting edge disappears. It is manufactured by Messrs. Arnold & Sons, of London."



Fig. 221.

Embryotomy Knife (Arnold & Sons'), in horn handle, with spring secret blade, Fig. 221 0 8 6

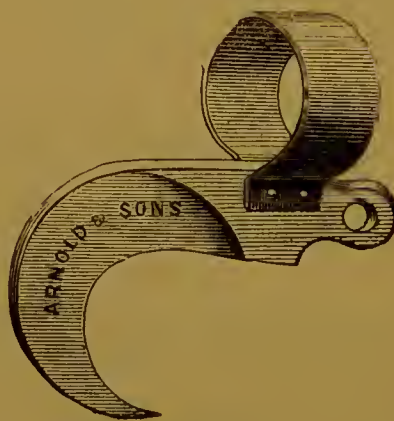


Fig. 222.

Embryotomy Knife, with ring, Fig. 222... .. 0 4 0
 Ditto (Cox's) 0 4 0

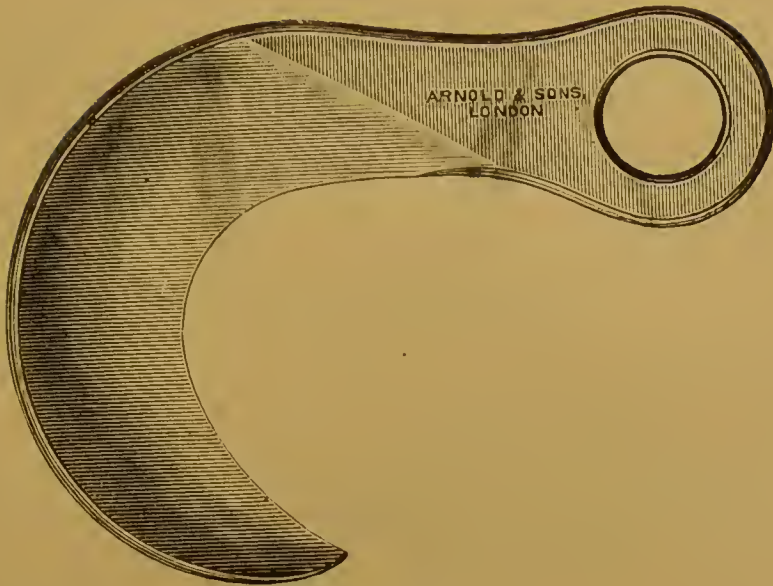


Fig. 223.

Embryotomy Knife (Cowan's), Fig. 223 £0 4 0

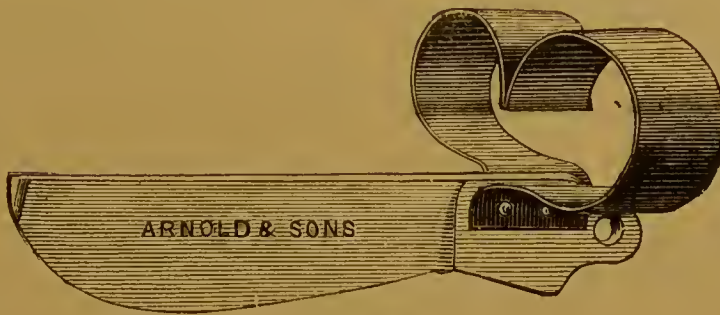


Fig. 224.

Embryotomy Knife, with double ring (McGavin's), Fig. 224 0 5 0
 Ditto Hook, with ring (Fisher's) 0 4 0

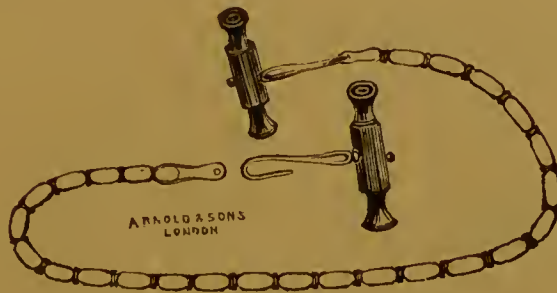


Fig. 225.

Embryotomy Chain Sector (Hoole's), Fig. 225 1 15 0

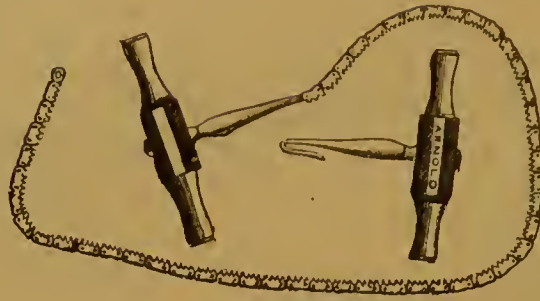


Fig. 226.

Embryotomy Chain Saw (Hoole's), Fig. 226	£1 15 0
Ditto ditto and Sector, both fitting same handle (Hoole's), complete, Figs. 225 and 226	3 3 0

Extract from *Veterinarian* and *Veterinary Journal*, March 1879 :—"Sir,—Since my communication advocating the use of the chain saw and chain sector in the operation of embryotomy, Messrs. Arnold & Sons have kindly made for me the above instruments. I have been waiting for an opportunity to give them a practical trial, but a case requiring their use not having occurred, I have tried them on foetal calves, *ex utero*, and am fully convinced, from the ease and rapidity with which the neck was cut through, and the fore and hind limbs detached, that some of the greatest difficulties met with in obstetric practice will now be easily overcome.

"I remain, yours respectfully,

"SLEAFORD.

"J. HOOLE."

Parturition Forceps (Fisher's)	0 12 6
Ditto (Nelson's)	1 1 0



Fig. 227.

Parturition Instrument, with hook and whalebone staff (Simonds's), Fig. 227	0 17 6
---	-----	-----	-----	-----	--------

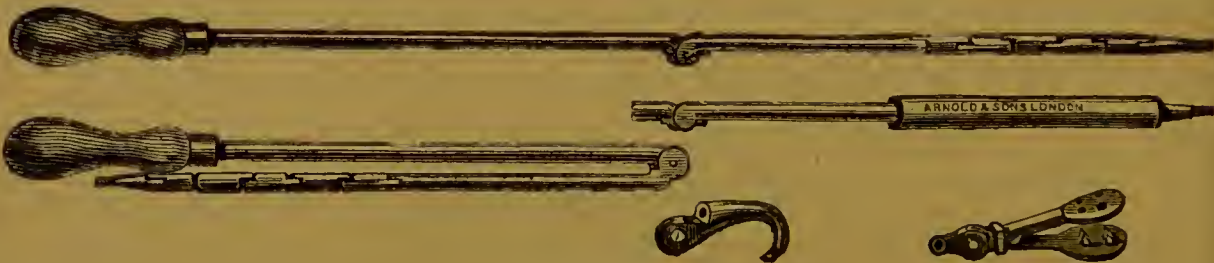


Fig. 228.

Parturition Instrument, with ear clamp, hook, and handle, complete (Beeson's), Fig. 228	3 3 0
---	-----	-----	-----	-------

Copy of letter in *Veterinarian*, November 1881 :—"Will you allow me to inform the various correspondents who write me, that Messrs. Arnold & Sons have undertaken to manufacture the 'Ear Clamp and Parturition Hook and Handle,' as shown by me to the Yorkshire Veterinary Medical Association at their Leeds meeting? I may add that I have made some improvements in the instruments, and believe they will give satisfaction."

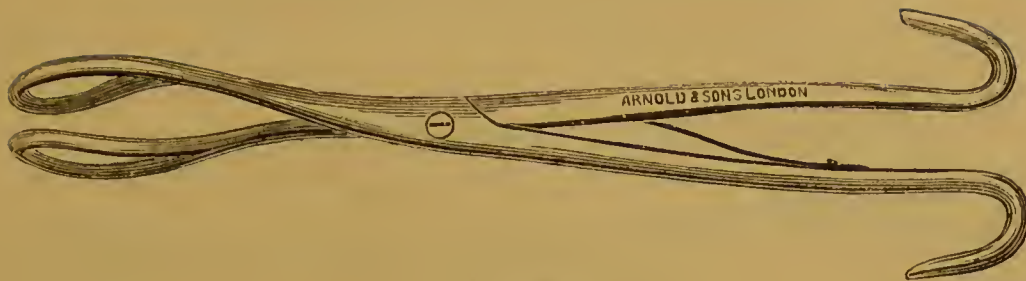


Fig. 229.

Bitch Obstetric Forceps (Hill's), Fig. 229	£1	1	0
Ditto (Rowe's)	0	15	0




Fig. 230.

Os Uteri Dilators (West's), with whalebone introducer, complete, in leather case, Fig. 230	2	2	0
--	-----	-----	---	---	---

The above set consists of three sizes of dilating bags, made of india-rubber, to which is attached a syringe for inflation. The bags can be inflated with air or water, as required. This apparatus is most valuable, as it enables dilatation of the *os uteri* when all other means have failed.




Fig. 231.

Vaginal Dilating Speculum, Fig. 231	3	0	0
-------------------------------------	-----	-----	---	---	---

o

MILKING SYPHONS, TUBES, ETC.




Fig. 232.

Milking Syphon (Arnold & Sons' improved), Fig. 232 ... £0 2 6



Fig. 233.

Milking Tube, Fig. 233 0 1 6



Fig. 234.

Milking Tube, with rings, Fig. 234 0 1 0
 Self-Acting Cow Milker, per set of four... .. 0 6 6



Fig. 235.

Bistoury Cachée, for cows' teats, Fig. 235 0 15 0
 Lactometers for testing milk 1s. 6d. and 0 2 6

DRENCHING HORNS, BITS, ETC.

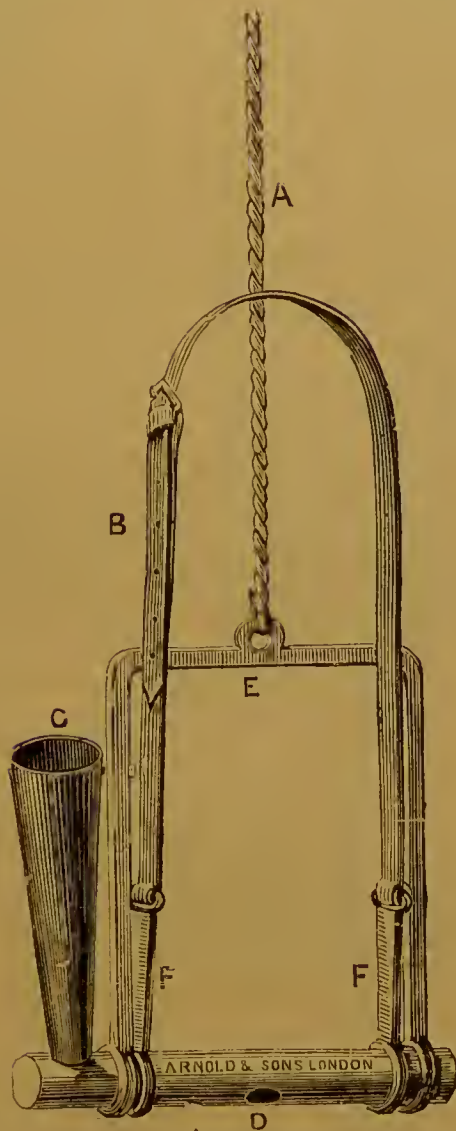


Fig. 236.

Drenching Frame, steel (Arnold & Sons' improved), for giving horses or cattle draughts, Fig. 236 £1 10 0

A. Rope. B. Leather strap. C. Funnel. D. Outlet. E. Bit frame. F. Revolving attachments,

A Modern Drenching Apparatus = 15/-



Fig. 237.



Fig. 238.

Drenching Apparatus (Parker's), Figs. 237 and 238 ... £0 7 6

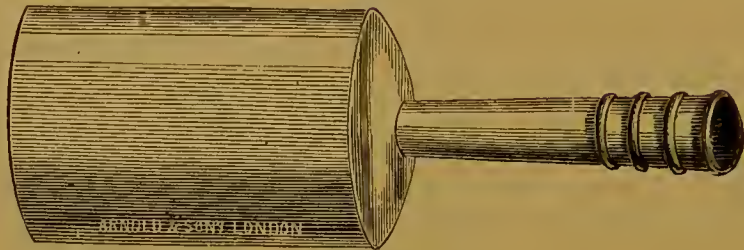


Fig. 239.

Drenching Bottle, tin, Fig. 239 0 2 6



[Fig. 240.]

Drenching Bottle, tin, as made for the R.V.C., Fig. 240 0 2 6



Fig. 241.

Drenching Bottle, superior japanned, tin, Fig. 241 .. 0 5 0




Fig. 242.

Drenching Horn (Arnold & Sons' improved), to carry medicine, Fig. 242	£0	2	6
Ditto Horns	1s., 1s. 3d., and	0	1	6
Ditto ditto for dogs	0	1	0
Cow Horn Knobs, brass	each	0	0	8
Wrench, in wooden handle, for ditto	0	2	0



Fig. 243.

Stomach Tube, with metal mounts, and Funnel for giving horses and cattle draughts, Fig. 243	1	1	0
--	-----	-----	---	---	---

BANDAGES.

Bandages, Flannel, with tapes, etc.	...	per set of four	£0	6	0
Ditto Linen ditto	...	ditto	0	6	0
Ditto Hemp ditto	...	ditto	0	4	0
Ditto (Levesley's Newmarket), white		ditto	0	5	0
Ditto ditto grey or fawn		ditto	0	5	6
Ditto Woollen, 5 in.	...	per yard	0	0	6
Ditto Linen, 5 in.	...	ditto	0	0	6
Ditto India-rubber, for hock	0	4	6


BULL RINGS, BULL HOLDERS, EAR MARKERS
AND PUNCHES.

Fig. 244.

Bull Ring, Copper (Arnold & Sons' improved), with curved Trocar and Canula for Introduction, Fig. 244	0	10	0
Ditto without Trocar	0	3	0



Fig. 245.

Bull Ring, Copper, with double joints, Fig. 245	...	£0	2	6
Ditto Iron	0	1	6
Bull Nose Punch, for cutting out the piece of cartilage prior to placing in the ring	0	15	0
Ditto, superior	1	1	0
Ditto gun metal	1	5	0




Fig. 246.

Bull Nose Punch, polished (Arnold & Sons' improved), extra superior, Fig. 246	1	10	0
Forceps for ringing bulls by burning	0	12	6

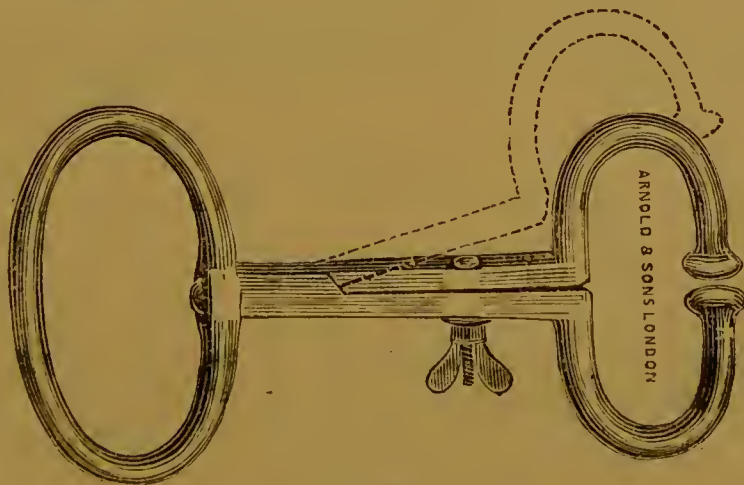


Fig. 247.

Bull Holder, polished (Arnold & Sons' improved), with regulating screw, Fig. 247	1	1	0
--	--------	---	---	---

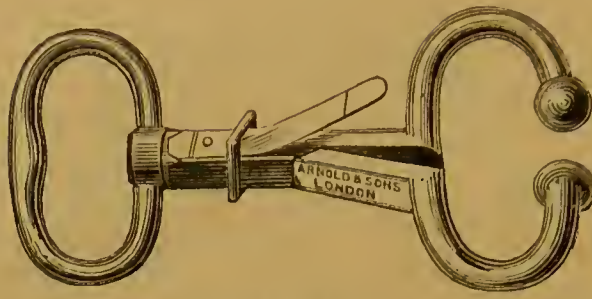


Fig. 248.

Bull Holder, with slide and spring, black, Fig. 248	...	£0	12	6
Ditto ditto polished	...	0	15	0
Ditto ditto portable, to fold, polished	...	1	1	0
Ditto black, very portable	...	0	3	6
Ditto with screw and spring	...	0	5	0
Ditto oval, with hinge and spring slide	...	0	5	6
Ditto with rack	...	0	6	0
Ditto with slide on handles	...	0	7	6



Fig. 249.

Bull Leader (Arnold & Sons' improved), with long pole, Fig. 249	...	1	10	0
---	-----	---	----	---



Fig. 250.

Bull Leader (Arnold & Sons'), with outside spring, Fig. 250	...	0	7	6
Ditto with swivel	...	0	10	6




Fig. 251.

Bull Leader (Arnold & Sons' improved), with swivel and chain, Fig. 251	...	0	15	0
--	-----	---	----	---



Fig. 252.

Ear Marker, improved, various patterns, Fig. 252, each £0 7 6



Fig. 253.

Ear Markers for pigs, sheep, etc., various patterns,							
Fig. 253	each	0 7 6
Ditto for cattle	0 10 6




Fig. 254.

Rounding Irons, for hounds' ears, Fig. 254 10s. 6d., 12s. 6d., 0 15 0

HOOF INSTRUMENTS.



Fig. 255.

Hoof Cutters, with spring, Fig. 255 £0 10 6

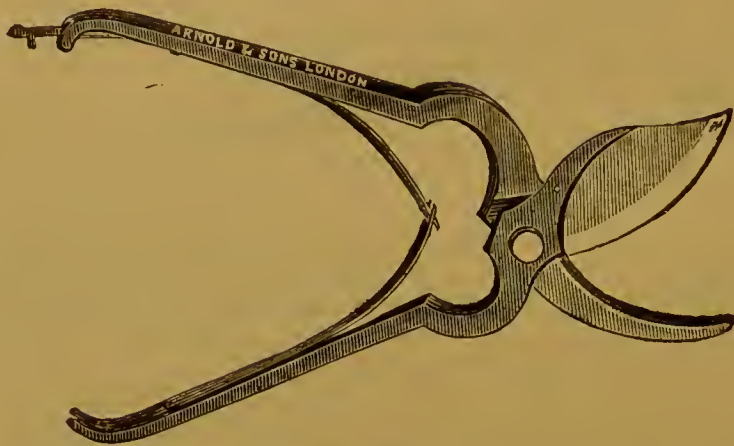


Fig. 256.

Hoof Cutters, very powerful, with spring, Fig. 256 ... 0 12 6




Fig. 257.

Hoof Cutters, very powerful (Arnold & Sons' improved),
with wooden handles, Fig. 257 0 15 0

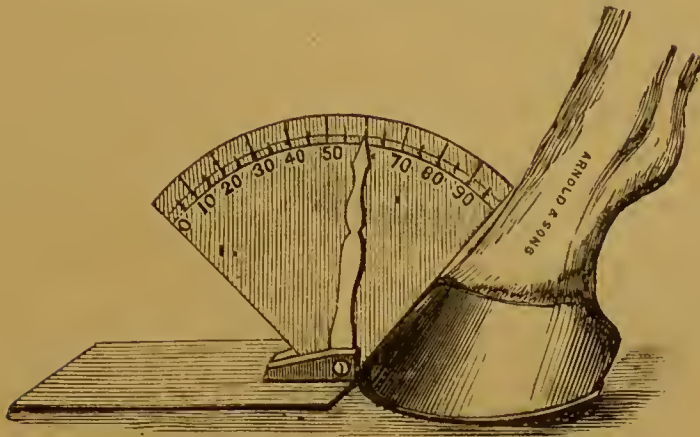


Fig. 258.

Hoof Instrument for ascertaining the angle of the foot
(Fleming's), Fig. 258 £1 1 0



Fig. 259.

Forceps for testing foot lameness (Varnell's), Fig. 259... 1 0 0




Fig. 260.

Sanderack Instruments, with forceps, iron, and three				
dozen clamps, complete, Fig. 260	1 10 0
Ditto Forceps (Pritchard's)	1 1 0
Ditto Iron	0 5 0
Ditto Clamps	per doz.	0 2 6
Ditto Instruments (South's), in leather case, complete	2 2 0

Horses' Hoofs, mounted in various designs, gold, silver,
and electro-plate, to order.

DRAWING KNIVES, SEARCHERS, SHOEING INSTRUMENTS, ETC.



*The case added to
Messrs. Arnold & Sons*

Fig. 261.

Drawing Knives (Long's, late 217, High Holborn), Fig. 261

				single edge, per doz.	£0 18 0
Ditto	double edge ditto	1 4 0 ✓
Searchers	single edge ditto	0 18 0
Ditto	double edge ditto	1 4 0 ✓

Messrs. Arnold & Sons having purchased the exclusive right to manufacture Long's drawing knives, beg to caution the profession against imitations.




Fig. 262.



Fig. 263.

Graduated Drawing Knife, with regulating slide (Fleming's), as devised for preparing the foot for the Charlier, Periplanter, or other kinds of shoes, Figs. 262 and 263

... .. 0 7 6


Shoeing Knife (Charlier's)	£0	5	6
Drawing ditto (Westley Richards's)	0	5	6
Spare blade for ditto	0	2	0
Drawing Knife, portable, with spring, horn handle, and six blades, in leather case	1	1	0
Ditto in buckhorn handle (Gowing's)	0	5	0
Ditto in horn for pocket-case	0	2	6



ARNOLD & SONS LONDON

Fig. 264.


Drawing Knife, with spring back, horn handle, for the pocket, one blade, Fig. 264	0	5	0
---	-----	-----	-----	-----	---	---	---



ARNOLD & SONS LONDON

Fig. 265.

Drawing Knife, with spring back, horn handle, for the pocket, two blades, Fig. 265	0	7	6
Ditto ditto and Sheep Foot Knife, in spring back, horn handle	0	7	6
Ditto for bleeding in foot	0	2	0
Ditto stones for sharpening	0	2	0



ARNOLD & SONS LONDON

Fig. 266.

Sheep Foot Knife, in spring back, horn handle, Fig. 266	0	4	6
---	---	---	---

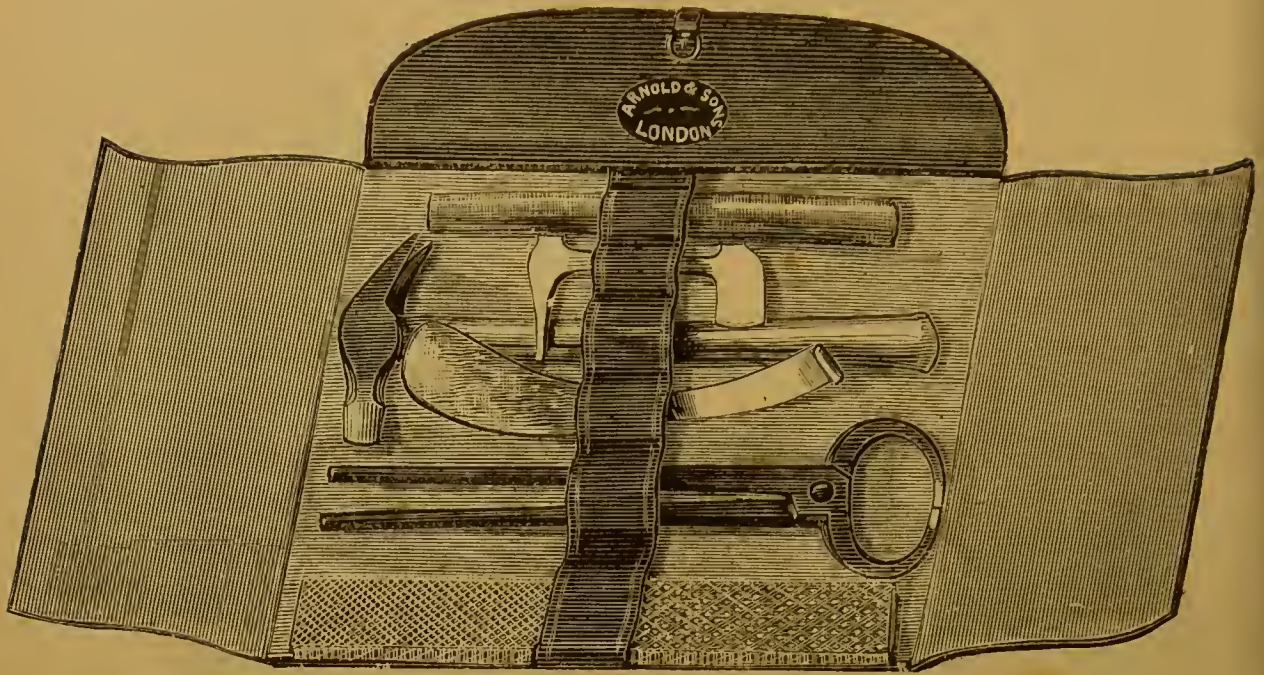


Fig. 267.

Farrier's Case, containing pincers, hammer, buffer, rasp, drawing knife, and setting stone, complete, Fig. 267 £1 5 0 ✓

with another drawing knife and scraper.



Fig. 268.

Shoeing Pads for stopping horses' feet (Cherry's patent),
 Fig. 268 per pair 0 2 6

Arnold & Sons have purchased Cherry's Machinery for making these Patent Pads.

Shoeing Pads, india-rubber (Downie & Harris's patent).

Prices, per set of four Pads :—

No. 0, 6s. ; No. 1, 7s. ; No. 2, 7s. 6d. ; No. 3, 8s. 6d. ; No. 4, 9s. ;
 No. 5, 10s. ; No. 6, 11s. ; No. 7, 12s.

Frog Pad or Sole, Price per pair :—

No. 1, 3s. ; No. 2, 3s. 6d. ; No. 3, 3s. 9d. ; No. 4, 4s. ; No. 5, 4s. 3d. ;
No. 6, 4s. 6d. ; No. 7, 4s. 9d.

These are generally used for fore-feet only.

These pads (or cushions) are moulded in *soft rubber* to fit into the *frog* of the *horse's foot*, and *under the iron shoe*. They prevent lameness in *horses* by affording an elastic support and protection to the frog and foot, diminishing concussion, and thereby assisting those parts to perform more freely their natural functions.

Shoeing Pads (McKenny's) per pair 0 5 0



Fig. 269.

Cresses for making Dr. Fleming's new form of shoes, Fig. 269	per set of three	2	10	0
Stable Shoes, india-rubber	per pair	0	3	6
Swabs for horses' feet	ditto	0	7	6
Ditto Felt (Arnold & Sons' improved)	ditto	0	10	6
Shoeing Rasp	14 in. 2s., 16 in.	0	2	6
Felt for Shoeing	0	0	0



Fig. 270.

Shoeing Rasp (Charlier's), Fig. 270	0	4	6	
Shoes (Charlier's), various sizes	per set	0	5	6
Jointed Shoe, black	0	7	6
Ditto bright	0	10	6

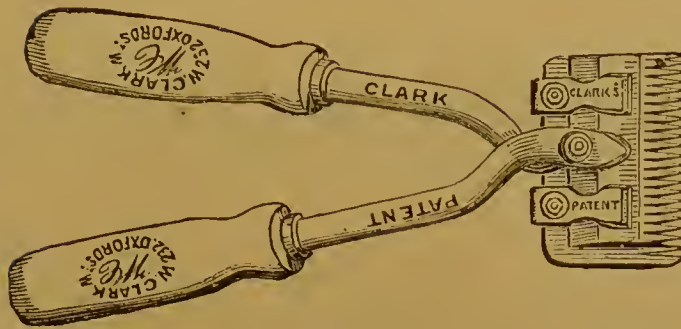


Fig. 273.

Horse Clipper (Clark's), superior, with patent grasshopper springs over the plates, Fig. 273 £0 15 0




Fig. 274.

Clipping Scissors, very superior, Fig. 274	5s. 6d. and	0	6	6
Ditto ditto with leather-covered bows	0	7	0
Ditto Combs, horn 6d., 9d., and	0	1	0
Ditto ditto steel 1s. 6d. and	0	2	6
Ditto ditto German silver	0	2	0

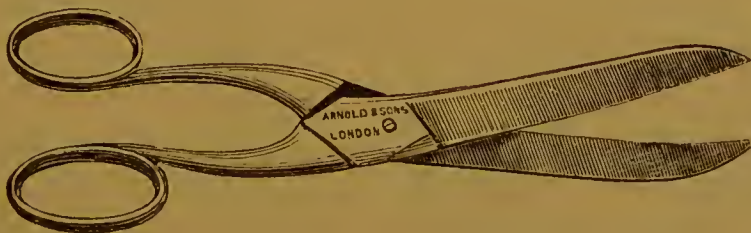


Fig. 275.

Trimming Scissors (Arnold & Sons'), with curved blades, Fig. 275 4s. 6d. and	0	5	6
Marking Scissors 3s. 6d. and	0	4	6
Trimming Shears	0	3	6
Sheep ditto	0	3	6
Singeing Apparatus, with 12 feet elastic tubing	0	12	0



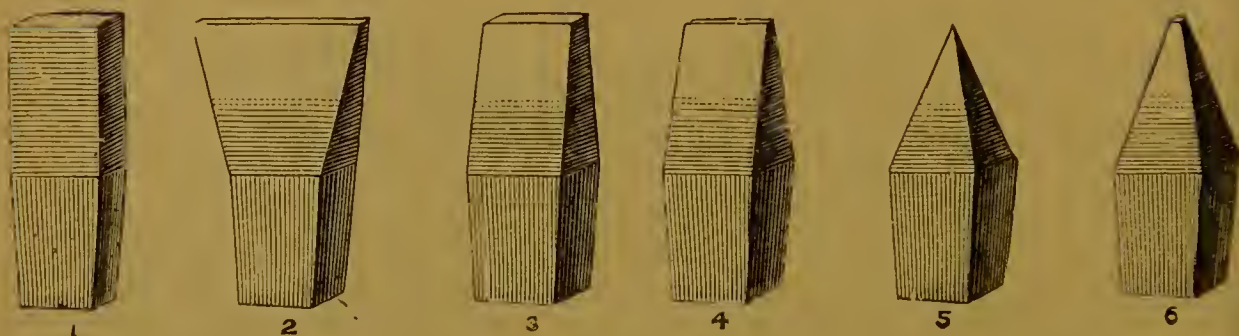
Fig. 276.

Singing Apparatus (Arnold & Sons' improved), with ball-and-socket joint, prevents the possibility of the tube twisting, with 12 feet superior elastic web tubing, and two burners, etc., complete, Fig. 276 ... £1 1 0

Ditto Lamps	0 7 6
Poultry Singers	0 7 6
Eye Blinds, for singing	0 7 6

ROUGHING INSTRUMENTS.

Improved Steel Frost Cogs, suggested by Dr. Fleming, and recommended by the Society for the Prevention of Cruelty to Animals.



Steel Frost Cogs (Arnold & Sons' improved), small size,

Nos. 1, 2, 3	per doz.	0 3 0
Ditto ditto large size ditto		0 3 6
Ditto Nos. 4, 5, 6 small size ditto		0 2 6
Ditto ditto large size ditto		0 3 0

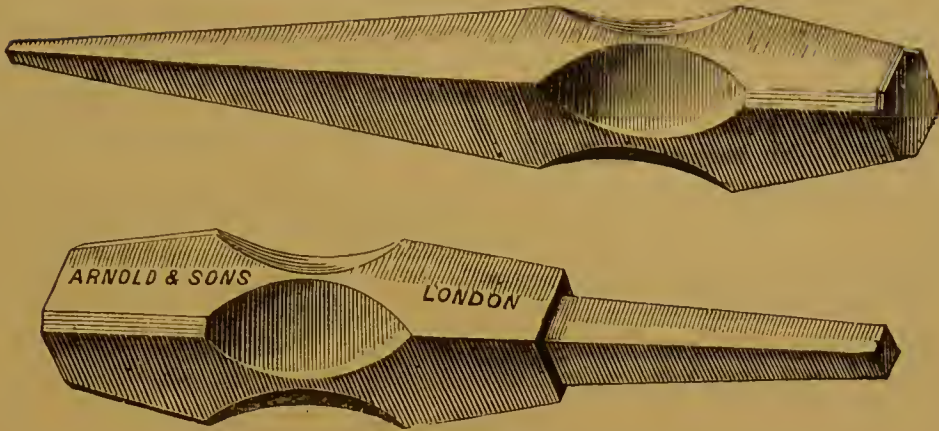


Fig. 277.

One pair of Punches, Fig. 277	£0	5	0
One set, consisting of two dozen Improved Steel Frost Cogs and two punches, complete, small size	0	10	0
Ditto ditto ditto large size	0	10	6
Extra large size, suitable for brewers, coal merchants, and others	0	4	0




Fig. 278.

Shoe, with hole punched as a pattern for the farrier, Fig. 278	0	1	0
---	-----	-----	-----	-----	-----	---	---	---

The above Woodcuts are the exact sizes of the Frost Cogs suitable for light work.

Extract from "Practical Horse-Shoeing," p. 114.—"This merely consists of a square piece of steel, about the same length as the screw-stud, which is pointed and tempered at one end (that which comes into contact with the ground or ice), and flat at the other end. This fits into a similar-shaped hole at the extremity of each branch of the shoe, and, if thought necessary, in the middle or at each side of the toe. This hole should be very slightly tapering from the lower to the upper (or foot) surface, and it should be of such a size that the square stud will require a

slight tap or two to make it fit in tightly, yet without projecting at all beyond the level of the foot-surface of the shoe. I was at first in doubt as to whether the studs would remain in during work, or while the horse was standing in the stable; but, to my surprise, they were firmly retained in the shoes for a month, though subjected to every kind of test except on ice, which the season has not afforded. A few blows on each side are sufficient to slacken them when they require to be removed as no longer necessary, when worn out, or when they require to be re-sharpened. The weight of the horse evidently keeps them tightly fixed in the shoe, and, from their being of the same thickness throughout, there is little risk of their breaking. It would be advisable, I think, to have the shoes a little thicker and broader at the places where the holes are to be made. I anticipate that this mode of rendering all kinds of horses efficient during frost will be found eminently successful and very inexpensive, and one readily carried out anywhere in a very short time."

Extract of Letter received from S. J. SOUTHEY, Esq., The Firs, Wrexham.

"I have used your 'Frost Cogs' for the last five years with the greatest satisfaction, and without losing a single one, and can strongly recommend them as the best and simplest means of roughing horses."

Extract of Letter received from C. T. S. BIRCH-REYNARDSON, Esq., Holywell Hall, Stamford.

"The 'Frost Cogs' that I had from you last year answered so well, that I should be glad if you would be so good as to send me a few of your circulars and drawings of the shoes, cogs, punches, etc., etc., and I only hope that they may be the means of opening people's eyes to a very simple way of keeping their horses on *their* legs, and from breaking *their* knees, and perhaps *their* owners' necks, in frosty weather."

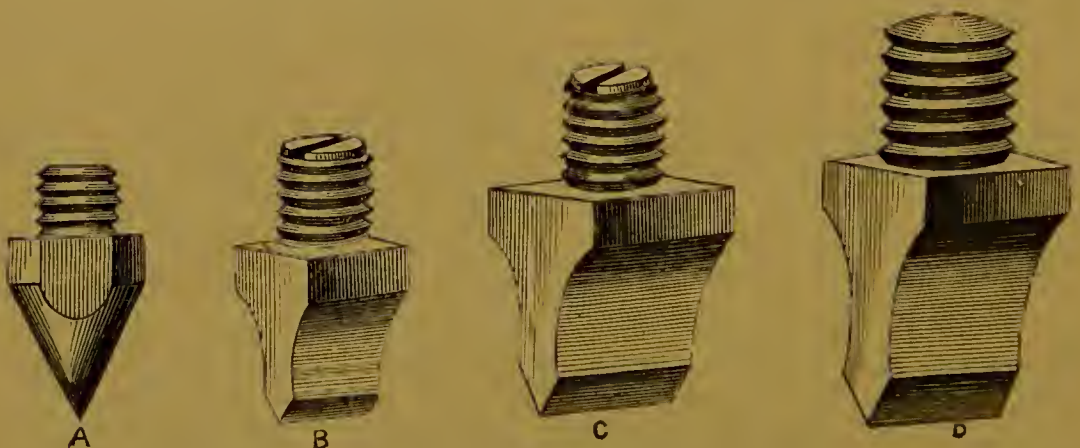
Extract of Letter received from W. B. HULTON, Esq., Hulton Park, Bolton-le-Moors.

"I purchased from you last winter some small cogs and two punches, for a pony, with which I am well pleased, and shall now be obliged if you will send me about four dozen cogs and pair of punches, suitable for full-sized carriage-horses, 16.1 hands."

Extract of Letter received from THOMAS BLAND GARLAND, Esq., Hillfields, Reading.

"Please to send me six dozen by post to-morrow, exactly like these. I used them last winter, and several times this winter, for carriage work, two in the heels of each shoe, and have only lost one cog, from, I believe, a defect in punching the hole."

The above cogs are all hand-made, and of the very best steel, filed perfectly square to fit accurately, and are properly hardened and tempered.



The above Woodcuts are the exact sizes of the Frost Cogs.

Screw Frost Cogs, $\frac{5}{16}$ in. screw, A	...	per doz.	£0	3	0		
Ditto	ditto B	...	ditto	0	3	0	
Ditto	ditto C	...	ditto	0	3	6	
Ditto	ditto D	...	ditto	0	4	6	
One set, consisting of two dozen Screw Frost Cogs (Fig. A), with two taps and spanner, complete			...	0	12	0	
Blanks for Fig. A			...	per doz.	0	3	0

TRUSSES FOR THOROPIN, BOG SPAVIN, PROLAPSUS, UMBILICAL HERNIA, ETC.

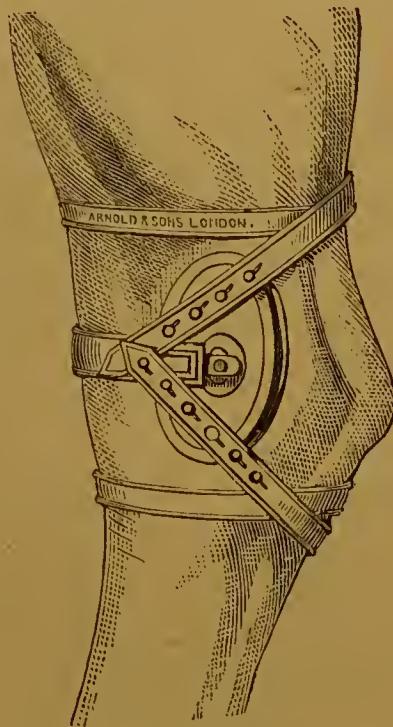


Fig. 279.

Thoropin Truss (Arnold & Sons' improved), pads and straps covered with felt, Fig. 279	1	1	0
---	-----	-----	-----	---	---	---

This truss supersedes firing, blistering, and the necessity of turning out, as the animal may be kept at gentle work.

DIRECTIONS FOR APPLYING THE TRUSS.

Place the pads on each bursal enlargement, the pad with the studs in it on the outside of the limb; pass one strap round *above* the hock, and fasten on to the stud in the pad outside, and the other strap *below* the hock in like manner. When first commencing treatment, be careful it is not worn too long at a time (not more than about two or three hours), gradually increasing the action daily.

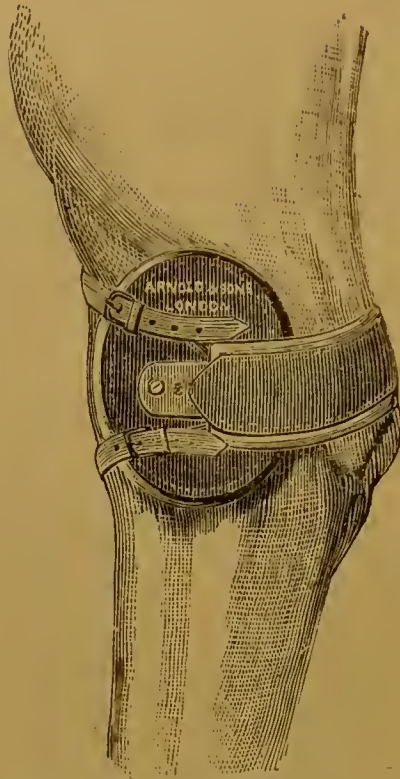


Fig. 280.

Thoropin Truss, improved, with six holes for adjustment,

Fig. 280	£1	1	0
Ditto	plain pattern	0	15	0
Ditto	and Bog Spavin combined, improved	1	5	0
Ditto	ditto	ditto	ditto	plain pattern	1	1	0

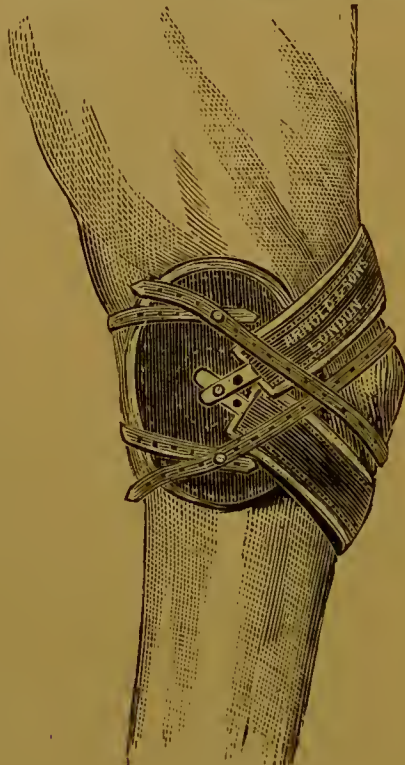


Fig. 281.

Thoropin Truss (Wilson's), Fig. 281	1	10	0
-------------------------------------	-----	-----	-----	-----	-----	-----	---	----	---




Fig. 282.

Prolapsus Uteri Apparatus (Gowing's), Fig. 282	...	£3	0	0
Ditto ditto (Chattell's)	1	1	0



Fig. 283.

Umbilical Hernia Apparatus (Arnold & Sons' improved), Fig. 283	2	10	0
Ditto ditto plain pattern	1	10	0

ASPIRATORS.

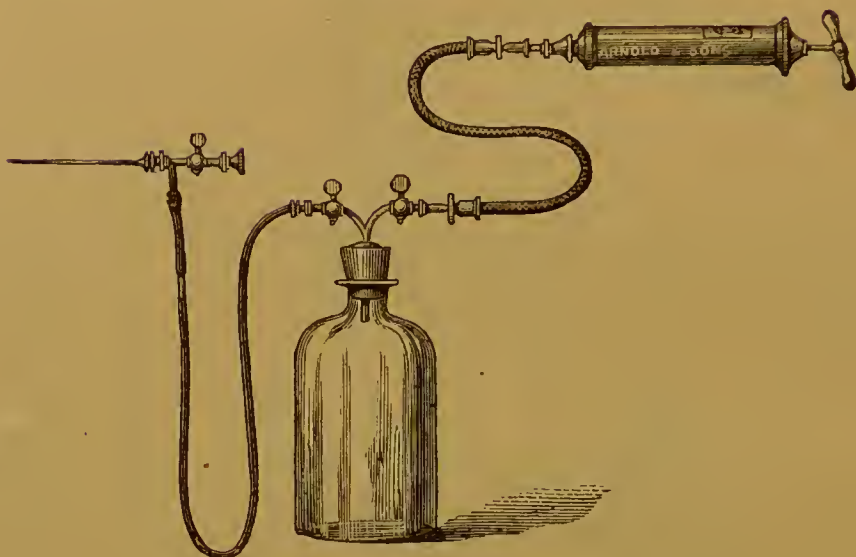


Fig. 284.

Aspirator (Fleming's), with needles, etc., complete in mahogany case, Fig. 284 £7 7 0

Extract from *Proceedings of the British National Veterinary Congress*:—"Mr. Fleming said: Messrs. Arnold have listened to my propositions in regard to improvements in the aspirator, with a view to using the instrument without much injury to the animal. The action of the instrument, and the method of using it, are of the simplest character. You have a pump which exhausts the air of the vessel, and you pump the air out of the vessel; there is then a vacuum, and you perform your operation. If the skin is tender, you leave it tight, and cut it with a small pair of scissors, and then gradually pass the sharp point into the cavity. By turning the stop catch the pus is sucked out. You empty your bottle, use your pump again to make a vacuum, and so go on. I wish this instrument were more generally known in our practice. I think where you have extreme distension of bursæ or capsules of joints you have more chance of saving your patient with this than with the ordinary means. It is not so barbarous as using more ordinary means. I think it is well worthy your attention."

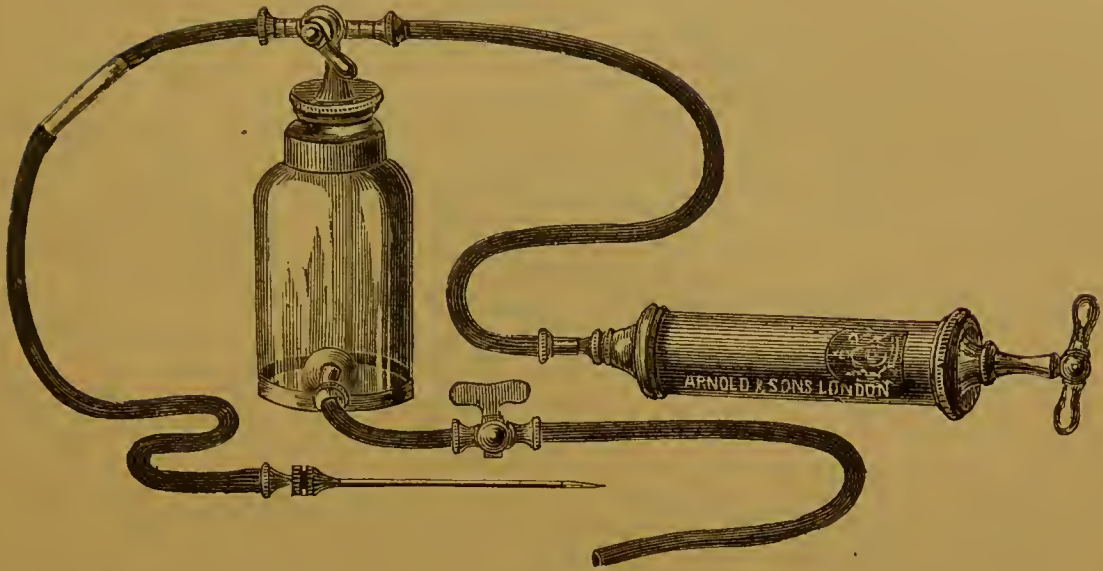


Fig. 285.

Aspirator (Arnold & Sons' improved), with glass reservoir,
 exhausting syringe, six seamless tube gilt needles,
 two-way stopcock, complete, in morocco case,
 Fig. 285 £5 5 0

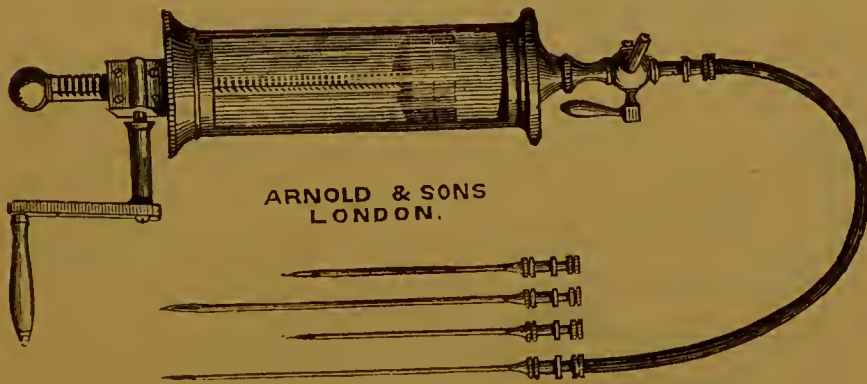


Fig. 286.

Aspirator, with improved rack and pinion movement, to
 enable the operator to draw up the plunger without
 exertion, complete, in morocco case, Fig. 286 ... 4 10 0
 Ditto (Potain's), with india-rubber cork, air pump,
 three trocars, two needles, three canulas, and three
 blunt trocars, in mahogany case, complete ... 4 4 0



Fig. 287.

Aspirator (Arnold & Sons' improved), with india-rubber cork to fit any size bottle, and two needles, in mahogany case, complete, Fig. 287 £1 10 0

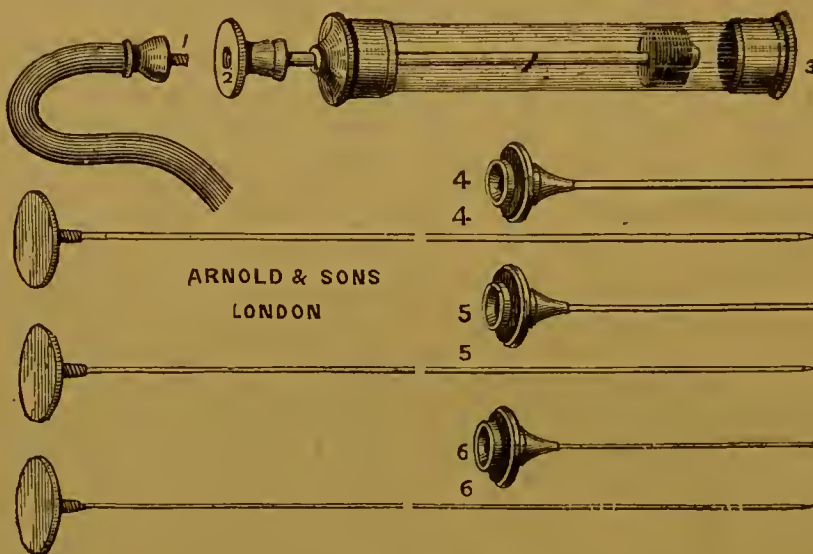


Fig. 288.

Aspirator (Arnold & Sons' Small Exploring), in leather case, complete, Fig. 288 2 2 0

OPHTHALMOSCOPES.

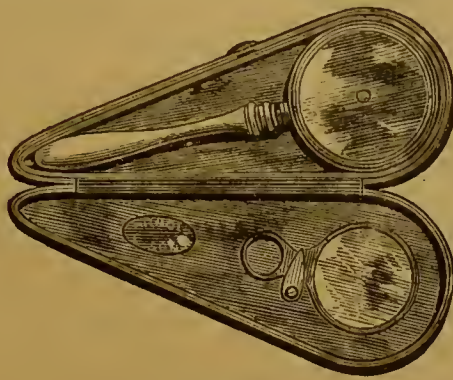


Fig. 289.

Ophthalmoscope, with reflector and magnifying lens, in leather case, Fig. 289 12s. 6d. and £0 15 0



Fig. 290.

Ophthalmoscope (Liebreich's), with lenses, etc., complete, in leather case, Fig. 290 16s. and 1 0 0



Fig. 291.

Ophthalmoscope (Arnold & Sons' improved portable), in vulcanite case, for the pocket, Fig. 291 0 12 6
 Ditto (Brown's), for students' use, in case 0 7 6




Fig. 292.

Ophthalmoscope (Brown's), with lenses, etc., complete,
 in portable leather case, Fig. 292 £1 1 0




Fig. 293.

Ophthalmoscope, in leather case, Fig. 293 0 12 6

CLINICAL THERMOMETERS, ETC.

Arnold & Sons have succeeded in producing Clinical Thermometers with sensitive bulbs, thereby effecting a great saving of time in registering temperature.

Notice.—The greatest care is taken in packing these delicate instruments; from their fragile nature, they are easily broken; therefore it must be distinctly understood that we do not hold ourselves in any way responsible for damage sustained in transit.



Pocket Clinical Thermometer (Arnold & Sons' patent), with bayonet joint,			
in hall-marked silver case, Fig. 294	£0	10	6
Ditto ditto in German silver case	0	9	0
Ditto ditto in aluminium case ...	0	7	6
Ditto ditto with indestructible index, in hall-marked silver case	0	10	6
Ditto ditto in German silver case	0	9	0
Ditto ditto in aluminium case ...	0	7	6
Ditto ditto with magnified index, in hall-marked silver case ...	0	12	6
Ditto ditto in German silver case	0	10	6
Ditto ditto in aluminium case ...	0	9	0
Ditto ditto with magnified and indestructible index, in hall-marked silver case ...	0	13	6
Ditto ditto in German silver case	0	11	6
Ditto ditto in aluminium case ...	0	10	6

Any of the above can be divided with Centigrade scale in addition at an extra cost of 0 2 6

Arnold & Sons guarantee the accuracy of every Thermometer, tested by a New Apparatus invented by themselves expressly for that purpose, and which has been verified at Kew.

The woodcut A shows the thermometer with case attached; C, the instrument without the case; and B, the thermometer when closed.

Extract from *Lancet* (Second Notice), December 19th, 1874:—"Of all the pocket companions now essential to the practitioner, none is more indispensable than a good Thermometer. It is a gratifying circumstance to find instrument-makers taking pains to make the instrument more useful by making it more reliable and more easy of use. The Messrs. Arnold & Sons have attempted to make the scale more legible by colouring it red and indelibly, and the attempt has been successful. The instruments also have been carefully tested as to accuracy."

Fig. 294.

Extract from *Medical Times and Gazette* (Second Notice), February 27th, 1875 —“ One of the latest and best forms of this useful instrument has been forwarded to us by Messrs. Arnold & Sons, of 35 and 36, West Smithfield.”

Extract from *British Medical Journal* (Second Notice), May 15th, 1874 :—“ Messrs. Arnold & Sons have improved their Clinical Thermometers. The scale is indelible ; the one we have examined is *very accurate*, and they are all carefully adjusted ; it is an extremely neat and useful form of instrument.”

Extract from *Lancet*, May 10th, 1873 :—“ It will at once be seen that by a very simple arrangement a thermometer of $3\frac{1}{2}$ in. long can instantly be increased to one of 7 in. in length, and at the same time when closed can be carried in the waistcoat pocket, and is less cumbersome than a common pencil-case.”

Extract from *British Medical Journal*, June 7th, 1873 :—“ This is certainly a most ingenious instrument, and one of the best hitherto brought out. It is very simple and portable, and mechanical means are taken which very much reduce its chances of being broken.”

Extract from *Medical Times and Gazette*, May 24th, 1873 :—“ To the end of the thermometer is secured part of the case, which mount is so formed that the instrument is not liable to slip through the fingers and thereby get broken.”

Extract from *Medical Record*, June 25th, 1873 :—“ The great desideratum of furnishing a really good Pocket Clinical Thermometer has been secured by a very ingenious device patented by Messrs. Arnold & Sons. We have used it, and can recommend it as trustworthy, portable, and very convenient.”

Extract from *Students' Journal*, April 24th, 1875 :—“ The colouring has the merit of being indelible. Those who use these thermometers may rely on their accuracy, as they are all tested by a New Standard Thermometer.”

Extract from the *Medical Press and Circular*, June 4th, 1873 :—“ In the ordinary thermometer cases the instruments are constantly being broken, whereas in the thermometer referred to this is almost a matter of impossibility.”

Extract from *Students' Journal*, June 7th, 1873 :—“ The new Pocket Clinical Thermometer, invented and manufactured by Messrs. Arnold & Sons, is the most portable ever introduced to the notice of the medical profession.”

Extract from *Medical Record*, March 17th, 1875 :—“ This little Pocket Clinical Thermometer has many advantages. It is portable, firmly mounted with a well-devised bayonet catch and graduated very legible and indelible reading scale.”

Extract of letter received from Dr. W. Bathurst-Woodman, Translator and Editor of *Wunderlich's Medical Thermometry*, for the New Sydenham Society :—“ The Patent Clinical Thermometer I bought of you is a *decided* improvement on all the thermometers I have ever seen. It was a very carefully and beautifully-made instrument, and exceedingly sensitive.”

Extract from *Guy's Hospital Gazette*, September 24th, 1873 :—“ Arnold & Sons' Clinical Thermometer is a conveniently-devised instrument, small enough to have all the conveniences of a small instrument, but which, by means of its case, can be so elongated as to have the advantages of the larger instruments.”

Dr. Robert Ellis writes :—“ I like the thermometer you have sent better than any I have ever used, and I will never again use any other, if I can help it.”

Dr. Moorhouse, of Ellesmere, writes :—“ I have used the thermometer constantly for two years, and have not the least hesitation in saying that it is the most portable, safe, convenient, and at the same time reliable Clinical Thermometer I have met with.”




Fig. 295.

Clinical Thermometer (Arnold & Sons'), with constricted stem, in wood case, Fig. 295				£0	5	0
Ditto	ditto	with indestructible index...	0	5	6
Ditto	ditto	with magnified index	0	8	0
Ditto	ditto	with indestructible and magnified index	0	9	0
Ditto	ditto	opaque	0	7	6
Ditto	ditto	(one minute)	0	10	0

This instrument is of such delicate construction, and so extremely sensitive, one minute is only required to register the temperature.



Fig. 296.

Clinical Thermometer (Arnold & Sons' improved), with coloured scale and constricted stem, in ivory case, Fig. 296				0	8	0
Ditto	ditto	with indestructible index...	0	9	0	
Ditto	ditto	with magnified index	0	10	6	
Ditto	ditto	with indestructible and magnified index	0	11	6	
Clinical Thermograph (Bowkett's)				5	5	0	



Fig. 297.



Fig. 298.

Surface Clinical Thermometer, patented (Granville's), complete, in case, Figs. 297 and 298				2	10	0
--	--	--	--	-----	-----	-----	---	----	---

Vide *Lancet*, August 11th, 1876.

Surface Thermometer (Dupré's) £1 5 0




Fig. 299.

Bath Thermometer, Fig. 299 3s., 4s., and 0 5 0




Fig. 300.

Boxwood Thermometer, plain, Fig. 300 0 1 0
 Ditto polished 0 2 0
 Ditto with enamel tube 0 2 6
 Chemical Thermometer, in wooden case 0 5 0
 Ditto ditto graduated to 400° 0 6 0




Fig. 301.

Self-Registering Thermometer, silvered metal scale, in case, complete, Fig. 301 1 1 0

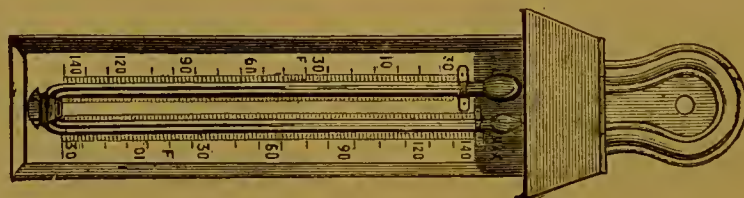


Fig. 302.

Thermometer (Six's), on boxwood or metal scale, in japanned case, Fig. 302 7s. 6d., 10s. 6d., 15s., 17s. 1 1 0

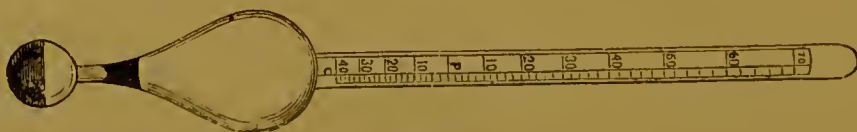


Fig. 303.

Glass Proof Hydrometer, for spirits, Fig. 303 0 3 6

MISCELLANEOUS INSTRUMENTS.

Absorbent Wool	per lb.	£0	4	0
Aloes Bath, with two pans for boiling water, complete...		1	10	0
Ditto (Sheather's)		1	7	6




Fig. 304.

Anæsthetic Spray Apparatus, with single jet and glass bottle, in mahogany case		0	15	6
Ditto ditto with three jets, Fig. 304		0	19	6




Fig. 305.

Anti-Crib Biter (Blackman's, late Farrier Major 1st Life Guards), Fig. 305		0	18	0
---	--	---	----	---




Fig. 306.

Anti-Crib Biter, Fig. 306... .. £1 1 0




Fig. 307.

Anti-Crib Biting Muzzle (Arnold & Sons' improved),
Fig. 307 1 10 0

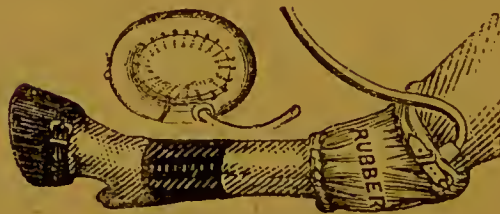


Fig. 308

Apparatus for legs of horses, producing numerous and
constant streams or jets of cold water (or hot for
fomentation), supplies itself upon the syphon prin-
ciple from a pail, manger, or tap of a cistern ; it
is fastened to the limbs by means of a strap and buckle,
Fig. 308 0 15 0

Apparatus for legs of horses, with regulating tap	...	£0 18 0
Ditto ditto with reservoir and tap, complete	...	1 10 0
Ditto for administering food or medicine in cases of tetanus	1 10 0
Artificial Eyes for Horses, etc. each 5s. and	0 10 0
Bird-stuffing Instruments, containing scissors, cutting nippers and pliers in one, forceps, scale-tang scalpel, two scalpels, curved scoop, narrow knife and curved scraper, in leather case, complete	1 5 0




Fig. 309.

Bistoury Cachée (Arnold & Sons'), with regulating screw, to cut any required depth, Fig. 309	1 1 0
--	--------	-------



Fig. 310.

Bistoury Cachée for cows' teats, Fig. 310	0 15 0
Blood Cans, graduated for six quarts	0 4 0
Ditto ditto eight quarts	0 5 6
Blood Pins per hundred	0 1 0
Boar and Tiger Hunting Knives from	0 15 6
Bone Forceps, with plain joint	... 5s., 6s., 7s., and	0 8 0




Fig. 311.

Bone Forceps, with circular joint, 6-inch, Fig. 311	0 7 6
Ditto ditto 7-inch	0 9 0
Ditto ditto 8-inch	0 10 6
Ditto ditto 9-inch	0 12 6
Ditto ditto 10-inch	0 14 0
Ditto ditto 11-inch	0 15 6



Fig. 312.

Bone Forceps, with eccentric joint, Fig. 312 12s. 6d. to £0 18 6

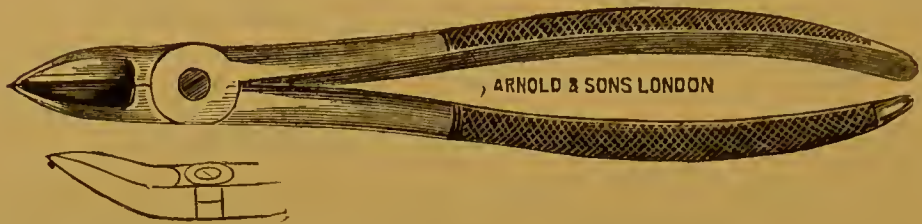


Fig. 313.

Bone Forceps, curved, Fig. 313 5s. to 0 12 6



Fig. 314.

Bone Forceps, oblique, Fig. 314 10s. 6d. to 0 12 6



Fig. 315.

Bone Forceps, angular right or left, each, Fig. 315
12s. 6d. to 0 15 0



Fig. 316.

Bone Forceps, ring-shaped, Fig. 316 0 12 6

Boots for the Knees	per pair	12s. 6d. and	£0 16 0
Ditto Speedy Cuts	5s. 6d. and	0 9 0
Ditto Strengthening	7s. 6d. and	0 10 6
Ditto Poulticing Horses' Legs	each	15s. and	1 1 0
Ditto Water	15s. and	1 1 0
Ditto to prevent Cutting under Arm	0 12 0
Ditto Ring for Cutting	2s. and	0 2 6
Ditto Lawn use	per set of four	...	1 16 0
Ditto Curing Capped Hock	each	...	1 1 0
Ditto overreach, American pattern	each	...	0 4 6
Ditto Fetlock, each:—				
4-in., 6s. ; 4½-in., 6s. 6d. ; 5-in., 7s. ; 5½-in., 7s. 6d. ; 6-in., 8s. ; 6½-in., 9s. ; 7-in., 9s. 6d. ; 7½-in., 10s. ; 8-in., 10s. 6d.				
Botanical Instruments, in case, complete	0 18 0

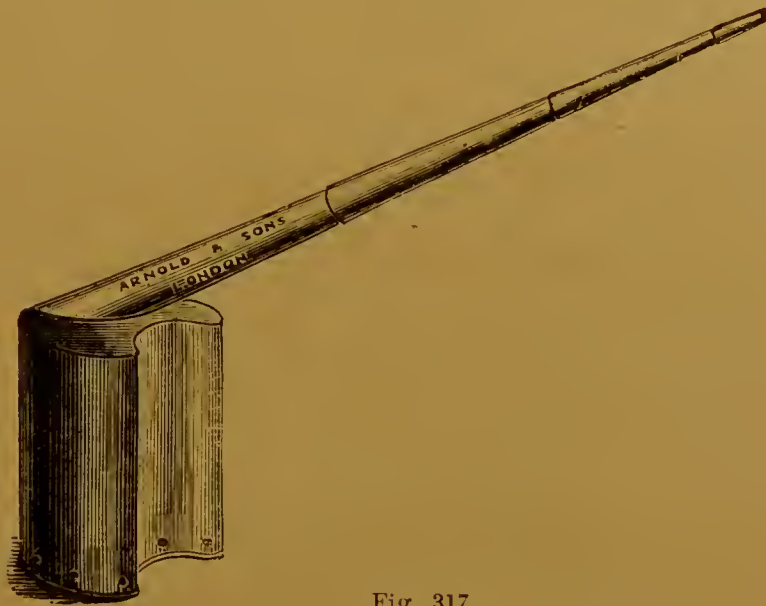


Fig. 317.

Bronchitis Kettle, Fig. 317	5s. and	0 7 6
Buffers	0 2 6



Fig. 318.

Bullet Forceps, plain pattern, Fig. 318	0 5 0
---	--------	-----	-------



Fig. 319.

Bullet Extractor, Fig. 319	0 12 0
----------------------------	--------	-----	--------



Fig. 320.

Bullet Forceps (Arnold & Sons' improved), with shifting blades, Fig. 320	£0 10 6
Camel Hair Pencils, assorted sizes	per gross	...	0 8 0
Charley Forest Stones, 6-in., mounted, in case	0 2 6



Fig. 321.

Chloroform Cap (Gresswell's), Fig. 321	1 10 0
Colt Muzzles	0 0 6
Ditto with spikes...	0 3 6



Fig. 322.

Consultation Bag (Arnold & Sons' registered), by Mr. Field, No. 1, containing india-rubber clyster bag, horse catheter, mare catheter, Evans's portable hammer, buffer and pincers united, brass quittor syringe, with small and large pipes, drawing knife, spatula, four whalebone probes, metal probe, three silver probes, scissors, suture wire twister, slide lancet, ophthalmoscope, pleximeter, stout and fine metallic suture wire, plated wire, twine needles, bandages, balling iron, tooth rasp and twitch, subcutaneous injection syringe, funnel, measure, spoons, clinical thermometer, six 6-oz. each W. and N.M. stoppered bottles, complete	£15	15	0
Empty Bag, Fig. 322	4	4	0
Consultation Bag (Arnold & Sons' registered), by Mr. Field, No. 2, containing two tins, five bottles, twitch, clyster bag, tow, tape bandage, measure, two W.M. stoppered bottles in case, 6 W.M. stoppered bottles in case, blinds, balling iron, horse catheter, tubular needle, wire twister, pocket case, palette knife, quittor syringe, and pipette, complete	10	10	0
Empty Bag, Fig. 322	4	4	0
Consultation Bag (Axe's), containing lactometer, urino- meter, stethoscope, with screw plate, microscope, two clinical thermometers, case containing two each 1-drm., 2-drms., and ½-oz. bottles, 4-oz. jar, ophthal- mo-cope, and probe-pointed scissors, complete	10	0	0
Cork Presser, of iron, bronzed	0	2	6
Cork, phials, 8d. ; Daffy's, 1s. and 1s. 6d. ; pints, 2s. 6d. ; quarts, per gross	0	3	6
Corn Knives	3s. 6d. and	0	4	6
Corkscrews, various	1s. 6d., 2s. 6d., and	0	3	6
Cotton Wool	per lb.	0	2	6




Fig. 323.

Cradles for the neck, bamboo, very light and strong, as recommended by Staff Veterinary Surgeon Partridge, Fig. 323	£0	7	6
Cradles for the neck, two sizes each	0	4	0
Ditto ditto with leather straps, complete	0	12	6
Cropping Clams	1	5	0
Cupping Cups	0	2	0
Ditto copper	0	4	6
Ditto set of six, with stopcocks and brass syringe	3	3	0
Cutting Rings, for horses 3s. and	0	4	0
Danish Vaccinating Instrument	0	10	0
Deer-stalking Knives 8s. 6d. and	0	12	6
Dog Nail Forceps	0	7	6
Drainage Tubing per yard	0	1	6
Dumb Reins, two springs per set	0	17	0
Ditto without springs	0	13	0
Embossing Presses from	0	16	0
Evaporating Dishes, various sizes	... from 2½d. to	0	2	6
Eye Instruments, complete, in case	6	6	0
Eye Knives, various each	0	7	6
Eye Scissors ditto	0	7	6



Fig. 324.

Eye Speculum (spring), for keeping eyelid open, Fig. 324	0	6	0
Filtering Paper per lb.	0	1	0

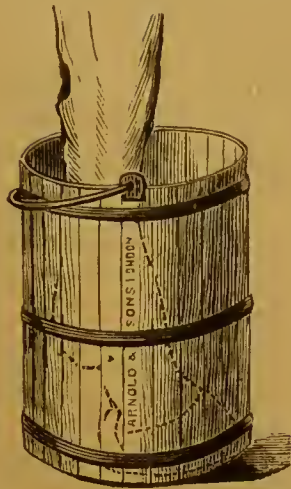


Fig. 325.

Fomenting Pail (Fearnley's), Fig. 325	£0	12	6
Forceps for extracting thorns	0	3	6
Funnels, in glass, 2-oz., 5d.; 4-oz., 6d.; 8-oz., 8d.; 16-oz., 10d.; 32-oz., 1s. 3d.						
Ditto in earthenware, 1-oz., 8d.; 2-oz., 8d.; 4-oz., 1s.; 8-oz., 1s. 4d.; 16-oz., 2s.; 32-oz., 2s. 6d.; 48-oz., 3s. 6d.						
Ditto in tin, 1-oz., 2d.; 2-oz., 3d.; 4-oz., 4d.; 8-oz., 5d.; 16-oz., 8d.; quart., 9d.; three pts., 11d.						



Fig. 326.

Garden Pump and Fire Engine combined (Arnold & Sons' Patent Simplex), with jet and rose complete, Fig. 326	2	0	0
--	---	---	---

Prize Medals awarded by the Royal Horticultural Society, 1881 and 1882.

First-class Certificate, Crystal Palace Flower Show, 1882.

It is the most simple, portable, and durable pump extant.

Reprint from the *Ironmonger*, April 10th, 1880:—"Messrs. Arnold & Sons, 35 and 36, West Smithfield, E.C., who are well known for their 'Simplex' enema injecting apparatus, have further developed the idea, and now produce a garden pump worked on precisely the same principle as the instrument referred to, and differing from it only in dimensions and power. In application this article possesses the requirements of a garden pump, the *modus operandi* being sufficiently indicated by the illustration; or, should the emergency occur, equally effective work may be performed by its aid in extinguishing fire in any ordinary apartment. Most other apparatus have either a packed piston or an india-rubber air-ball, and it is well known that the packing of pistons requires frequent attention, for if not constantly used and kept greased it dries and rots, and when required is absolutely useless. On the other hand, all india-rubber articles, however good, in time undergo some molecular change, and in the course of a few years, at most, become absolutely valueless. In hot climates especially, and in dry weather, these defects are apparent. These two serious drawbacks are entirely obviated in the 'Simplex,' and among the advantages claimed for it may be mentioned that it has no india-rubber air-chamber, the water itself, by an ingenious arrangement, forming its own packing. It is so effective that a continuous jet of water may be thrown to a considerable distance with the greatest ease. But what is more important is, that the 'Simplex' is always ready for immediate use, no matter how long it has lain by. Many of Messrs. Arnolds' 'Simplex' enemas have been kept for years in India, and have been found in perfect working order when required."




Fig. 327.

Garden Syringe, with two roses and one jet, complete, Fig. 327	...	10s. 6d., 12s. 6d., and	£1	5	0
Ditto small, for ferns	0	7	6
Ditto Shears, 12 inches	0	9	0
Gardener's Case, containing saw, shears, pruning and budding knives, complete	2	2	0
Glass Measures, conical or cylindrical, with feet, 60 drops, 8d. ; 120 drops, 9d. ; 1 oz., 8d. ; 2 oz., 9d. ; 3 oz., 1s. ; 4 oz., 1s. 2d. ; 6 oz., 1s. 8d. ; 8 oz., 2s. ; 16 oz., 3s. ; 20 oz., 3s. 3d. ; 32 oz., 3s. 6d. ; 40 oz., 4s. 6d.			
Glass Spirit Lamps	...	1s. 6d., 2s., and	0	2	6
Gutta-percha Tissue	...	per yard	0	2	0
Ditto for moulding splints	...	per lb.	0	6	6



Fig. 328.

Hand Bag, for carrying instruments, etc., lined with chamois leather, Fig. 328	15s. and	£0	17	6
Hooks for Tumours	0	7	6
Horn Drinking Cup, small	0	2	0
Ditto medium	0	2	6
Ditto large	0	3	0
Hound Brands	0	0	0



Fig. 329.

Hunting Hatchet, with saw, Fig. 329	1	10	0
Ditto ditto and hammer, in rosewood handles	1	1	0
Ditto ditto with pocket blade, in buckhorn	1	10	0
Ditto ditto with pocket knife and saw	2	2	0
Ditto Knife, for pocket, in buckhorn, five inches long, containing knife, fleam, tweezers, toothpick, and footpick	0	14	0
Knives for Surgery	1s. 9d. and	0	2	3
Lenses to shut up, in horn and tortoiseshell, 1s., 2s., 3s., and	0	5	0
Ditto (Coddington's)	2s. 6d. to	6	10	0
Ditto (Stanhope's) 3s. to	0	10	0




Fig. 330.

Lithotrite, Fig. 330	7	7	0
----------------------	-----	-----	-----	-----	---	---	---

Lithotrite (Simonds's) £10 10 0




Fig. 331.

Lithotomy Forceps, straight, Fig. 331	...	£1 15s. and	2	2	0
Ditto Instruments, in mahogany case, complete	...		15	15	0
Ditto Sound	...		0	10	6
Ditto ditto whalebone	...		0	4	6
Ditto Staff	...		0	15	0
Ditto ditto ditto with groove (Robertson's)	...		0	12	6
Ditto Scoop	...		0	17	6
Lunge Reins	...		0	8	0
Mane Combs	...		0	1	0
Ditto Pullers, improved	...	4s. to	0	7	6
Martingale and Wind-sucker Appliance...	...		2	2	0




Fig. 332.

Medicine Chest (Arnold & Sons' improved), oak, 14½ in. long, 10¾ in. wide, 10 in. deep, containing five 8-oz., six 4-oz., twelve 2-oz., four 1-oz. green stoppered bottles, pill tile, five 3-oz. pots, three 1-oz. bottles, pestle and mortar, measure, scales, weights, and knife, with drawer, Fig. 332

... .. 3 10 0

Medicine Chest, with white bottles, cut stoppers, in mahogany case	£4	0	0
Ditto Chest, oak, containing eight 16-oz., four 2-oz. stoppered bottles, thirteen tin boxes for ointment and balls, scales and weights, mortar, measure, and spatula	4	4	0
Medicine Chests for stables fitted to order.				

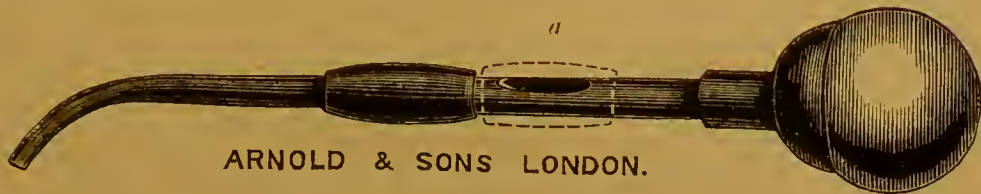


Fig. 333.

Nasal Insufflator (Allman's), for nasal gleet, catarrh, etc.,	0	7	6
Fig. 333			

Extract from *Veterinary Journal*, April 1881 :—"The operation is of the simplest character ; about one drachm of P. Iodoformi Co. is placed in the 'Insufflator' ; the instrument is then gently passed into the nose as high as it will conveniently go ; the india-rubber ball is then pressed, when it will send the powder into the nose and its various cavities. This should be repeated night and morning. Simultaneously with its use, the nasal membrane may be occasionally washed out by means of a syringe with the sulphocarbolate of zinc, one scruple to the pint of tepid water : this syringing helps to clear out any decomposed matter that may hang about the turbinated bones."

Copy of Letter received from SIR PAUL HUNTER, Mortimer Hill, Mortimer, Berks.

"Sir Paul Hunter begs to inform Messrs. Arnold that the insufflator has been most useful, and that he has made a perfect cure of two horses suffering from nasal gleet by using the Iodoformi Co., which horses Mr. D. Allman saw yesterday."

Nasal Douché (Rey's)	0	15	0
Pestles and Mortars, iron (tinned inside), very strong, half-pint, 2s. ; pint, 2s. 6d. ; quart, 4s. ; three pints, 5s. ; four pints, 7s. ; five pints, 9s. ; three quarts, 10s. ; four quarts, 13s. ; five quarts, 17s. ; six quarts, 20s.				
Ditto Wedgewood, composition, extra stout,				
2 oz., 1s. ; 3 oz., 1s. ; 4 oz., 1s. 4d. ; 5 oz., 1s. 6d. ; 8 oz., 1s. 8d. ; 12 oz., 2s. ; 16 oz., 3s. ; 22 oz., 3s. 6d. ; 26 oz., 4s. ; 36 oz., 4s. 6d. ; two and a half pints, 6s. ; three pints, 8s. ; five pints, 10s. ; six pints, 12s.				
Pharmacy Chest for students, containing pestle and mortar, ointment slab, glass measure, palette knife, and scales and weights, complete	0	12	6
Oakum (picked), for dressing wounds per lb.	0	1	6
Oil Silk, non-adhesive per yard	0	4	6

Ointment Bath, with two pans for boiling water	...	£1 10 0
Ditto Boxes, tin, as made for the Royal Veterinary College small per gross	1 4 0
Ditto ditto large ditto	1 16 0
Ditto Knives, bone	0 1 0




Fig. 334.

Patent Whalebone and Gutta-percha Jockey, Fig. 334...	3 10 0
---	--------

For breaking horses, easy-mouthed and temperate, or exercising in frost, in loose boxes, and on led horses, prevents falling and broken knees.

Paper, demy, per ream 7s. 6d. to	0 14 0
Pin Scissors	0 3 6
Pleximeter (Field's)	0 10 0
Poroplastic Sheets for moulding splints, size of sheet about 4 ft. × 3 ft. per lb. 4s. 6d. and	0 6 6

It is light, porous, flexible, plastic, and economical.

Presses for Tincture, quart, 10s. 6d.; half-gallon, 21s.; one gallon, 30s.; two gallons, 60s.

Pruning Knives	0 7 0
Rarey's Straps per pair	0 8 6
Rectum Speculum	4 4 0
Retort Stands, iron and brass 3s. 6d. to	0 10 6
Root Cutter, on iron stand	0 8 0
Safety Riding and Driving Springs, to attach to own reins per pair	0 12 0
Scales (machine), with brass scale for weighing up to 7 lbs.		1 1 0
Ditto ditto to weigh 14 lbs.		1 5 0
Scales and Weights, grain, in oak box	0 3 6
Ditto 7 in. box end beam and glass pans, in mahogany case	0 11 0
Ditto with brass pillar, glass pans, etc., in mahogany box	1 6 0

Scarificator for cupping	£3	3	0
Scoop for seraping the periosteum subcutaneously ...	0	8	6
Scrapers, steel, with two handles... ..	0	2	0
Ditto ditto with one handle	2s. to	0	3 6
Shop Knives	1s. 9d. to	0	2 6
Spatulas for taking ointment out of jars	1s. 6d. and	0	2 0
Ditto or Palette Knives, in strong riveted handles, 4 in., 5d.; 5 in., 6d.; 6 in., 8d.; 7 in., 11d.; 8 in., 1s. 2d.; 9 in., 1s. 5d.; 10 in., 1s. 10d.; 11 in., 2s. 4d.			
Spirit Lamps, brass		0	3 6
Ditto glass	1s. 6d., 2s., and	0	2 6
Spongio Piline (Markwick's)	per yard	0	15 0
Steaming Apparatus, with safety valve, tap, screw, and gas-burner, two handles and stop-cock tubing, com- plete		2	5 0
Ditto improved, complete		4	4 0



Fig. 335. Fig. 336. Fig. 337. Fig. 338. Fig. 339. Fig. 340. Fig. 341. Fig. 342.

Stethoscopes, various patterns, Figs. 335 to 342	3s. to	0	5	0
String	per lb.	0	1	0



Fig. 343.

Sturdy Instruments for sheep, in case, complete, Fig. 343		0	15	0
---	--	---	----	---

Tape Plaister, various widths	per tin	£0	1	0
Tenotomy Knives, in fixed handles	0	3	6
Throat Forceps, for dogs, etc.	0	6	6




Fig. 344.

Tourniquet (Esmarch's), nickel-plated hooks and chain, with 3½ yards solid rubber bandage, in japanned tin case, complete, Fig. 344	1	0	0
Tourniquet (Field's)	0	7	6



Fig. 345.

Tourniquet, elastic cord, Fig. 345	0	10	6	
Tow	per lb., 6d. and	0	0	8




Fig. 346.

Trephine and Gimlet, improved (Mannington's), Fig. 346 £0 12 6

Extract from *Veterinarian*, April 1885:—"Sirs,—Messrs. Arnold & Sons, of West Smithfield, E.C., have requested me to send you a short description of an improved trephine they have made according to my directions, stating the advantages it possesses over the old pattern, for insertion in the forthcoming number of your journal. I have had substituted for the usual trocar point a curved steel centre-piece, slightly roughened at the curved portion. This may be made more or less prominent as required, by means of a screw, which, when loosened, allows it to move freely. The advantages gained by using this modified instrument are : that after the bone has been perforated by means of a gimlet supplied with the trephine, the centre-piece is inserted in it, and a fixed point is thus obtained to work upon. There is no chance of the piece of bone separated by the circular saw falling into the sinus, as it is retained by the curve ; and the time required for operating is much shortened. There is also, to my mind, an appreciable gain in having the handle secured to the trephine by a set screw with milled head, working from one end of it, as seen in the woodcut. This arrangement makes the instrument much pleasanter to hold.

"I am, etc."

"To the Editors of the '*Veterinarian*.'"

Trephines, for hydatids in sheep, etc., various	0 10 0
Ditto set of three, fitting one handle, with brush, in leather case, complete	1 12 6
Trephine Brush	0 1 0
Twines	per lb., 1s. to	0 2 6
Ditto Boxes	$\frac{1}{4}$ lb., 1s. 6d. ; $\frac{1}{2}$ lb.	0 3 0
Urinometer	0 5 0
Ditto with Trial Glass	0 7 6

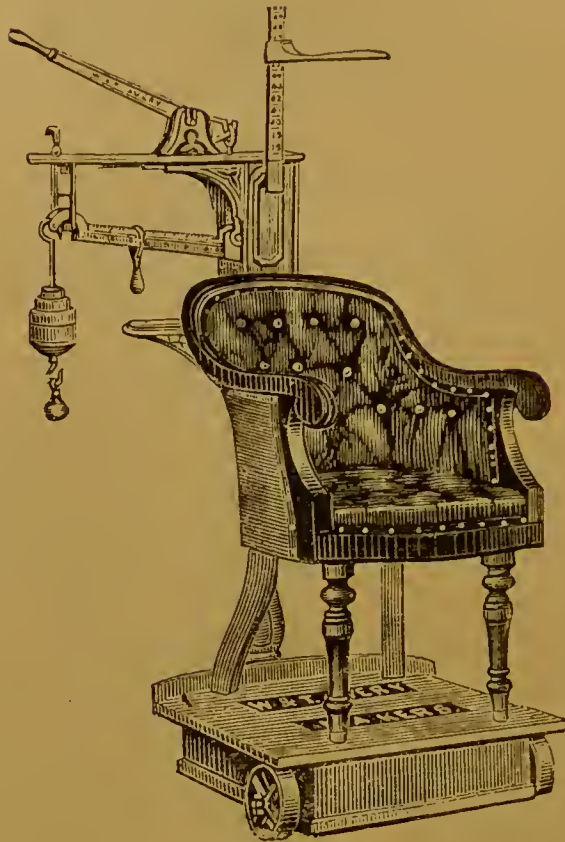


Fig. 347.

Weighing Machine, Improved, fitted with Standard for taking the height, with or without Removable Chair and Counterpoise, Japanned and Gilt Pillar, etc. To weigh 22 stones. Fig. 347

With Chair	£7	10	0
Without Chair	5	0	0
If fitted with Steelyard, dispensing with loose weights and fitted with Patent Self-Registering Apparatus (Chameroy's Patent) for printing the weight of the individual weighed at the moment when the weighing is effected									
...	extra	3	15	0
Weights, 7 lbs. to $\frac{1}{4}$ lb., iron	0	7	6
Ditto 14 lbs. ditto ditto	0	11	6
Wind-sucking and Crib-biting Apparatus	2	2	0
Ditto Bit	0	12	0
Zinc Strainers, half-pint, 1s. ; one pint, 1s. 6d. ; one and a half pints, 2s.									

MICROSCOPES AND APPARATUS.




Fig. 348.

- | | |
|---|---------|
| No. 1. Student's Microscope (Arnold & Sons'), with rack adjustment, revolving diaphragm, bronzed stand, $\frac{1}{2}$ -inch and 1-inch object glasses, live box and forceps, in cabinet, complete, Fig. 348... | £2 10 0 |
| No. 2. Student's Microscope (Arnold & Sons'), with rack adjustment, revolving diaphragm, brass stand, $\frac{1}{4}$ -inch, $\frac{1}{2}$ -inch, and 1-inch object glasses, live box, dissecting forceps, with four objects, in mahogany cabinet, complete ... | 3 3 0 |




Fig. 349.

No. 3. Educational Microscope (Arnold & Sons'), with coarse and fine rack-work adjustments, brass stand, $\frac{1}{4}$ -inch, $\frac{1}{2}$ -inch, and 1-inch object glasses, stand condenser, live box, stage and dissecting forceps, etc., in mahogany cabinet, complete, Fig. 349 £5 0 0




Fig. 350.

No. 4. University Microscope (Arnold & Sons'), with coarse and fine adjustments, circular spring stage, revolving diaphragm, bronzed stand, $\frac{1}{4}$ -inch, $\frac{1}{2}$ -inch, 1-inch object glasses, stand condenser, live box, stage and dissecting forceps, in mahogany cabinet, complete, Fig. 350 £5 5 0

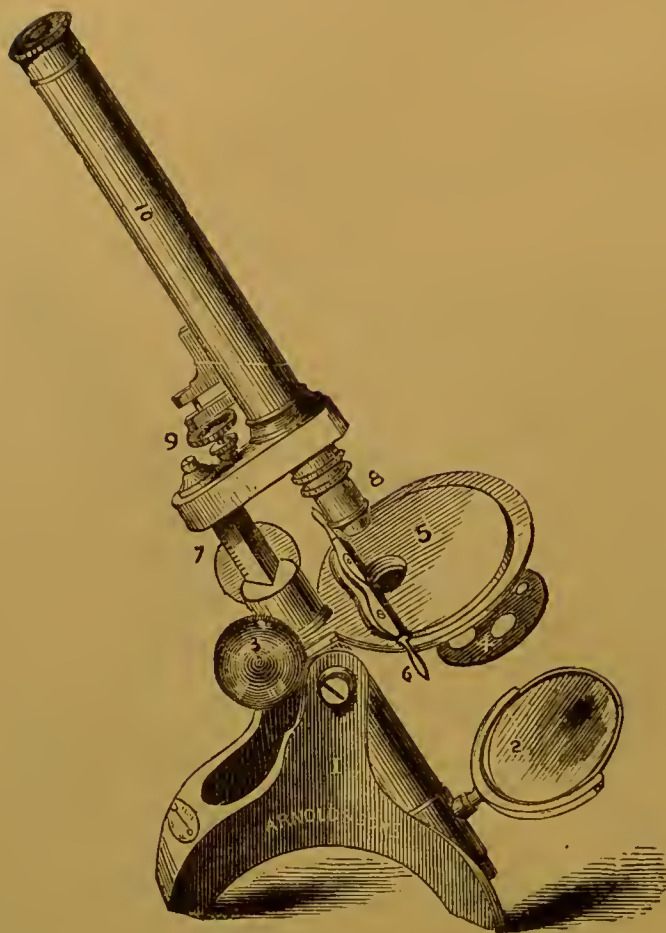


Fig. 351.

No. 5. Microscope (Professor Axe's), with circular stage, by which means the object is easily and steadily moved in any direction, rack-work and fine adjustment, fitted with c eye-piece, and $\frac{1}{5}$ -th and 1-inch best English achromatic objectives, complete, in mahogany cabinet, Fig. 351 £6 0 0



Fig. 352.

No. 6. Improved Microscope (Arnold & Sons'), modification of Hartnack's, with sliding body, fine adjust-

ment glass, circular stage, with revolving stop diaphragm, with c eye-piece, and $\frac{1}{8}$ -th and $\frac{1}{2}$ -inch best English achromatic objectives, complete, in mahogany cabinet, Fig. 352 £6 6 0

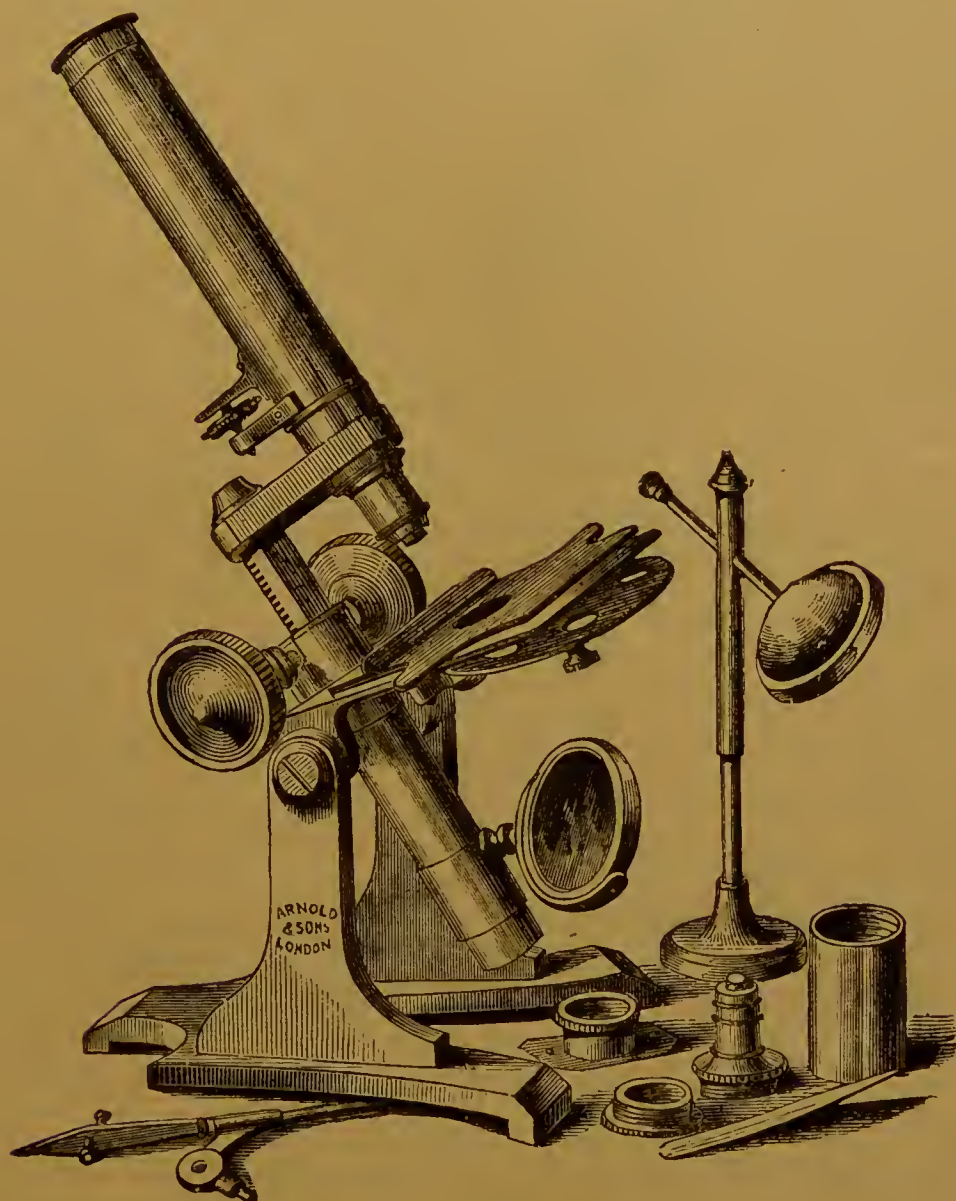


Fig. 353.

No. 7. Improved Microscope (Arnold & Sons'), with coarse and fine rack-work adjustments, brass stand, sliding spring stage, revolving diaphragm, B eye-piece, stand condenser, $\frac{1}{4}$ -inch, $\frac{1}{2}$ -inch, and 1-inch English objectives, live box, stage and dissecting forceps, with six objects, in mahogany cabinet, complete, Fig. 353 7 0 0

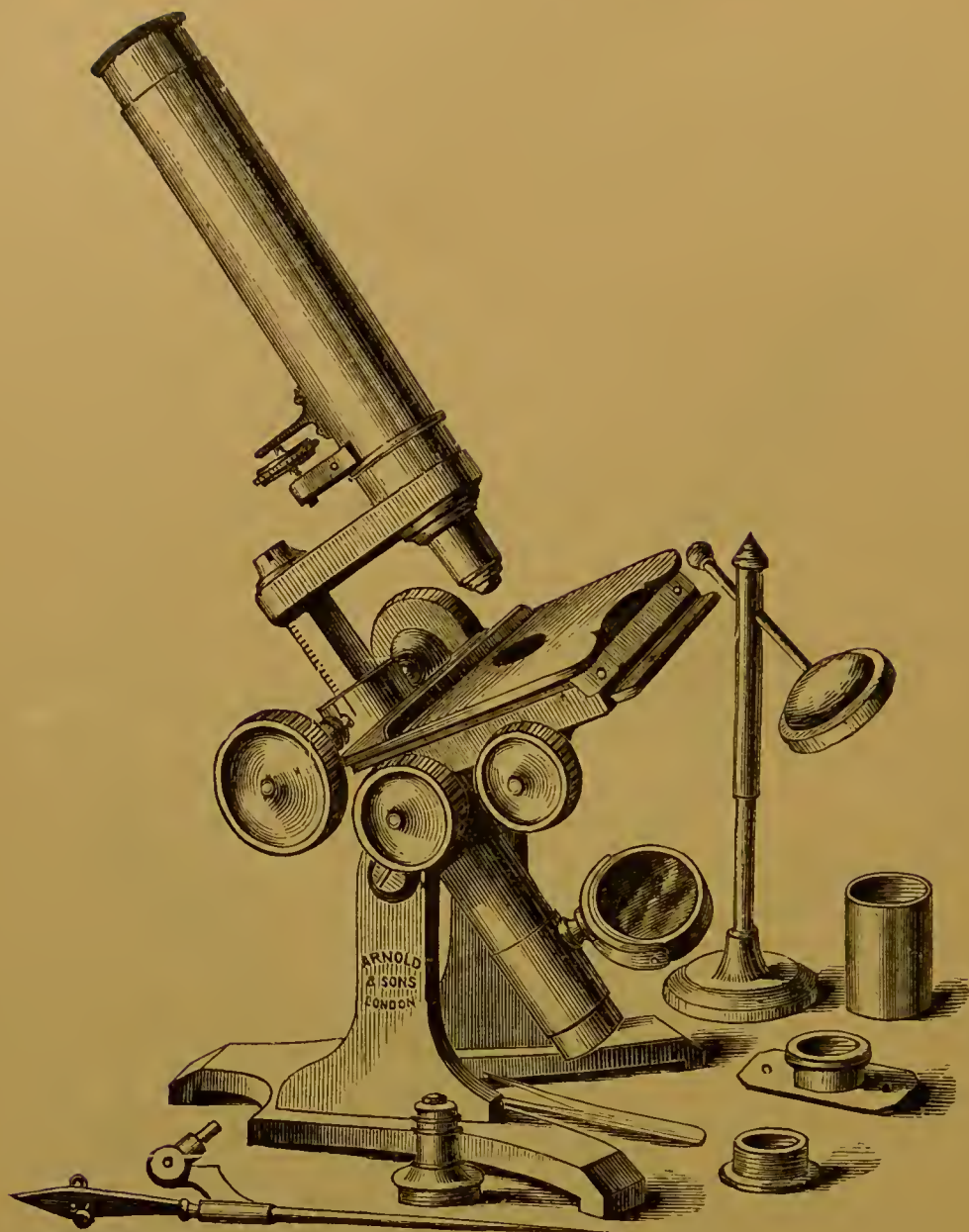


Fig. 354.

- No. 8. Improved Microscope (Arnold & Sons'), with coarse and fine adjustments, solid brass stand, with rack and rotary stage, large mirror, revolving diaphragm, c eye-piece, $\frac{1}{4}$ -inch and 1-inch best achromatic object glasses, stand condenser, live box, stage and dissecting forceps, in mahogany cabinet, complete, Fig. 354 £9 9 0
- No. 9. Improved Microscope (Arnold & Sons'), with coarse and fine adjustments, brass tube to body, double mechanical stage, large double mirror, revolving diaphragm, A and B eye-pieces, $\frac{1}{4}$ -inch, $\frac{1}{2}$ -inch, and 1-inch best achromatic object glasses, stand condenser, stage and dissecting forceps, live box, and spot lens, in mahogany cabinet, complete ... 14 14 0

No. 10. Extra superior Microscope, with every modern improvement, coarse and fine adjustments, draw tube to body, B and C eye-pieces, double mechanical stage, with clamping and revolving sliding holder, large double mirror, with every adjustment, diaphragm, etc., $\frac{1}{4}$ -inch, $\frac{1}{2}$ -inch, and 1-inch best object glasses, polarizing apparatus and selenite, large bull's-eye condenser on stand, stage and dissecting forceps, live box, and spot lens, complete, in mahogany cabinet

... ..	£20	0	0
Polarizing Apparatus	1	7	6
Ditto extra large prisms... ..	1	15	0
Parabolic Illuminator (Wenham's), with adjusting stop	1	7	0
Spotted Lens, for dark ground illumination ... 7s. 6d.	0	12	0
Stand Condenser 7s. 6d., 12s. 6d.	0	15	0
Live Box 6s. 6d.	0	10	6
Achromatic Spot Lens Condenser	2	2	0
Eye-pieces 7s. 6d., 10s. 6d.	0	12	6
Stage Forceps 5s. 6d.	0	7	6
Stage Micrometer	0	4	6
Eye-piece ditto 6s.	0	8	6
Camera Lucida 5s.	0	10	0
Glass Plates 1s.	0	1	6
Microscopic Syringe, with stopcock and three pipes ...	1	1	0
Microtome (Rutherford's), with ice-box for freezing ...	2	17	6




Fig. 355.

Glass Trough, for larger objects than can be placed in the live box, Fig. 355 0 7 6



Fig. 356.

Frog Plate, Fig. 356 0 12 6

Hand Magnifiers, for dissecting	from	£0	1	0
Turn Tables	4s. 6d.	0	6	6
Parabolic Reflector, on stand, with ball-and-socket joint		0	12	6
Canada Balsam	per bottle	0	1	0
Marine Glue	ditto	0	1	0
Gold Size... ..	ditto	0	1	0
Glycerine	ditto	0	1	0
Glass Slides, 3 × 1, unground	per dozen	0	0	6
Ditto ground	ditto	0	0	9
Ditto hollow	0	0	6
Thin Glass Squares and Circles, various sizes ...	per oz.	0	4	0
Opalised Glass Stage Plates	0	0	6
Folding Book Cases for six dozen slides to lay flat	0	5	6
Object Boxes for two dozen	0	1	6
Ditto new six tray, for three dozen	0	3	0
Animalculæ Cages... ..	6s. 6d.	0	12	0
Ditto Tubes, set of, in case	2s.	0	5	0



Fig. 357.

Scissors, Microscopic, Fig. 357	0	5	0
--	--------	---	---	---



Fig. 358.

Forceps, Microscopic, Fig. 358	0	2	0
---------------------------------------	--------	---	---	---



Fig. 359.

Scalpel, Microscopic, Fig. 359	0	2	0
---------------------------------------	--------	---	---	---



Fig. 360.

Needle, Microscopic, Fig. 360	0	0	3
--------------------------------------	--------	---	---	---




Fig. 361.

Lamp, Microscopic (Arnold & Sons'), Fig. 361 12s. 6d. £0 15 0

Fitted with HAILES'S porcelain shade and all necessary adjustments ; the glass reservoir is protected by a brass case, from which it can be readily removed, and in which it rotates, so that either the edge or flat side of the flame can be turned towards the opening in the shade. The shade can be adjusted to its proper height in relation to the frame, and clamped in that position by means of the screw facing the observer ; the whole can then be moved up or down upon the pillar and clamped at the required height by the screw to the left of cut, without deranging the adjustment of the shade. The lamp mount is hinged so that the gallery, etc., may be turned back to facilitate the cutting and trimming of the wick.

Section Lifters	6d., 1s.	0	1	6
Embedding Box	0	0	6
Boxes of Labels	0	0	3
Watch Glasses	0	0	2
Hollow-ground Razor	0	2	6
Bull Dog Forceps...	0	2	6
Needle Holder, with screw mount for fixing needles	0	1	6
Microscopical Air Pump, with trough for mounting objects	2	2	0



Fig. 362.

Section Knife (Valantin's), in case, Fig. 362	0	17	6
Ditto (Arnold & Sons' improved), in case	0	18	6



Fig. 363.

Section Knife (Johnson's), Fig. 363, in case £0 12 6

"LIVERPOOL, 5th May, 1884.

"DEAR SIR,—We find the Section Knife you have devised, and which we have thoroughly tested, admirably adapted for cutting the thinnest possible sections; it combines many advantages, and is particularly light, well balanced, and handy to use.

"Very truly yours,
"ARTHUR C. COLE."




Fig. 364.

Microscopist's Stand (Walsham's), containing—Wash bottle, lamp, four stoppered bottles, two capped bottles, two dozen slides, two needles, two razors, scissors, scalpel, Valantin's section knife, covering glasses, Chalk's drop bottle, six covered glass jars, funnel with stand, forceps, filtering paper, labels, Fig. 364	3 10 0
Microscopist's Case (Klein's), containing—Six capped bottles, two scalpels, two hollow-ground razors, two needles, two forceps, six watch glasses, covering glasses, one dozen slides, spear-pointed needle, and section lifter	2 5 0
Microscopist's Case, Student's, containing—Hollow-ground razor, embedding box, forceps, scissors, scalpel, two needles, section lifter, covering glasses, glass slides, watch glasses, and labels	0 17 6

Microscopes of other makers supplied at Catalogue Prices.

ENGLISH ACHROMATIC OBJECT GLASSES.

BEST QUALITY.




Fig. 365.

THESE ARE GUARANTEED.

Object Glasses.	Angular Aperture.							
3 inch ...	12 degs.	£1 15 0
2 " ...	15 "	2 0 0
1½ " ...	20 "	2 10 0
1 " ...	25 "	2 10 0
½ " ...	40 "	1 15 0
¼ " ...	60 "	2 10 0
⅓ " ...	90 "	2 10 0
⅕ " ...	100 "	3 0 0
⅙ " ...	110 " ...	with Adjustment	4 0 0
⅛ " ...	170 " ...	Water Immersion, with Adjustment	7 7 0
Object Glasses of Foreign Manufacture, best quality,								1 1 0
Ditto	Ditto	ditto						1 0 0

ENTOMOLOGICAL INSTRUMENTS.




Fig. 366.

No. 1. Case, containing four fine knives in ebony handles, various patterns, and spring forceps	£0 10 0
No. 2. Leather Case, containing five fine knives in ebony handles, various patterns, pair of scissors, and spring forceps	0 ¹ / ₂ 16 6
No. 3. Superior Leather Case, containing five knives in ebony handles, various patterns, improved scissors, spring forceps, and two fine hooks	1 0 0
No. 4. Superior Morocco Leather Case, containing four knives in ebony handles, two scoops, spring forceps, blowpipe, pair of scissors, and wire-cutting forceps, complete, Fig. 366	1 5 0
Entomological Forceps, various patterns...	0 3 6
Ditto Knives ditto	0 2 0
Ditto Hooks ditto	0 2 0

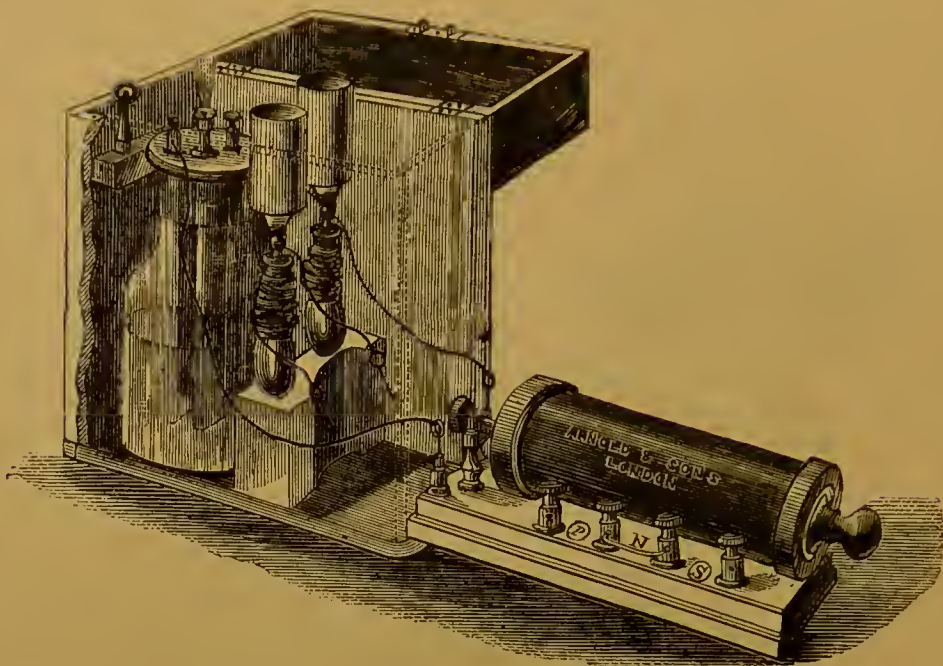


Fig. 368.

Portable Bichromate Battery (Arnold & Sons' improved),
 Fig. 368 £4 4 0

By a simple mechanical arrangement the zinc plate can at once be withdrawn from the solution, and the action is thereby suspended. It can be left for any time without exhausting the plates; when required for use again, by simply letting down the zinc plate the action is immediately resumed. The current is easily regulated, and almost continuous. The solution will last a length of time is inexpensive, and can be renewed without trouble.



Fig. 369.

Universal Electric Lamp (Arnold & Sons'), Fig. 369 ... 1 10 0
 Ditto ditto with battery, complete 3 0 0

This lamp, which is portable and easily worked, can be used for all examinations in which the ordinary hand lamp was employed; the advantages claimed for it being powerful illumination without the inconveniences of smoke or smell. The battery can be readily connected or detached.

Electric Lamp and Battery (Trouve's), for ophthalmic and other delicate operations. Can be worn on the forehead, or placed upon a table, at the option of the operator 7 7 0

ELECTRO-MAGNETO BATTERIES, ETC.

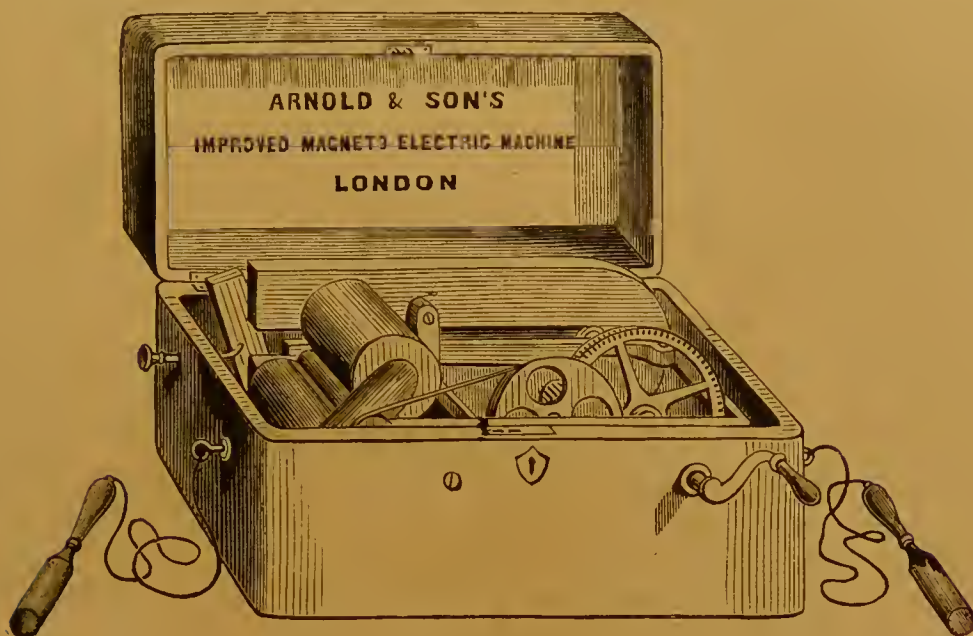


Fig. 370.

Electro-Magneto Machine, in plain wood case	...	small	£1	5	0
Ditto	ditto	...	Fig. 370,	large	1 10 0
Ditto	ditto	superior quality, in mahogany case	...	small	1 10 0
Ditto	ditto	large	1 15 0
Ditto	ditto	with double magnet	2 0 0




Fig. 371.

Electro-Magneto Machine (Arnold & Sons'), with improved dial indicator, Fig. 371	2	2	0
--	-----	-----	-----	---	---	---

By means of a regulating dial on the top of the cabinet, the operator is enabled to gradually increase or decrease the power of the battery; the strength of the current is recorded on the dial.

VETERINARY PUBLICATIONS.

Amateur. Horses: Their Rational Treatment, and the Causes of their Premature Decay.	£0	5	0
————— An Abridgment of the above	0	1	0
Armatage, Geo. The Horseowner and Stableman's Companion	0	5	0
————— Every Man his own Cattle Doctor. Upwards of 200 Practical Illustrations, showing forms of Disease and Treatment	1	1	0
————— Every Man his own Horse Doctor, in which is embodied Blaine's Veterinary Art, numerous recipes, coloured plates, and engravings ...	1	1	0
————— Veterinarian's Pocket Remembrancer, or Memoranda for Emergencies	0	3	6
————— The Thermometer as an Aid to Diagnosis in Veterinary Medicine	0	1	0
Beasley's Druggist and General Recipe Book, comprising a copious Veterinary Formulary	0	6	6
Burness and Mavor. Specific Action of Drugs on the Healthy System: an Index to their Therapeutic Value as deduced from Experiments on Men and Animals	0	10	6
Chauveau's Comparative Anatomy of the Domesticated Animals	1	11	6
————— The Original Work in French	1	0	0
Clater. Every Man his own Cattle Doctor, entirely rewritten to the present date by Armatage. Upwards of 200 Practical Illustrations, showing forms of Disease and Treatment	1	1	0
————— Every Man his own Farrier, and Treatment of the Diseases of Horses and Dogs, brought down to the present time by Mayhew	0	5	0
Dun's Veterinary Medicines, their Actions and Uses ...	0	15	0
Fearnley on the Examination of Horses as to Soundness and on the Law of Horses and Warranty	0	7	6
Fearnley, Prof. Lessons in Horse Judging	0	4	0
————— The Simple Ailments of Horses; their Nature and Treatment	0	6	0
Fitzwygram.—Horses and Stables, plates	0	12	6
Fleming's Manual of Veterinary Sanitary Science and Police, embracing the Nature, Causes, and Symptoms, etc., and the Prevention, Suppression, Therapeutic Treatment, and Relations to the Public Health of the Epizootic and Contagious Diseases of the Domesticated Animals, etc., 2 vols.	1	16	0

Fleming's Veterinary Obstetrics	£1 11 6
————— On Horse-shoes and Horse-shoeing; their Origin and Abuses	1 1 0
————— On Animal Plagues; their History, Nature, and Prevention, Vol. I.	0 15 0
————— Ditto Vol. II.	0 12 6
————— On Rabies and Hydrophobia, their History, Nature, Causes, Symptoms, and Prevention, with a coloured plate showing the Tongue, Fauces, and Larynx of a Rabid Dog	0 15 0
Fleming's (Geo.) The Contagious Diseases of Animals, Tuberculosis from a Sanitary and Pathological Point of View	0 1 0
————— Human and Animal Variolæ... ..	0 1 0
————— Practical Horse-shoeing, 37 Illustra- tions. Third Edition	0 2 0
Gamgee on Horse-shoeing and Lameness, copiously illus- trated... ..	0 15 0
Harley and Brown's Histological Demonstrations: a Guide to the Microscopical Examination of the Animal Tissues in Health and Disease, for the use of the Medical and Veterinary Professions	0 12 0
Hill, J. W. Principles and Practice of Bovine Medi- cine and Surgery	1 16 0
————— Management and Diseases of the Dog. Illustrated. Second Edition	0 10 6
Lambert, J. The Germ Theory of Disease. Illus- trated by Diagrams and References to Important Diseases of Domestic Animals	0 1 0
Mayhew. Illustrated Horse Management, containing remarks upon Anatomy, Shoeing, Teeth, Food, Vices, Stables, etc., with comments on Grooms, Dealers, Breeders, Breakers, and Trainers; also on Carriages and Harness	0 15 0
————— Illustrated Horse Doctor; being an accurate and detailed account of the various Diseases to which the equine race are subjected, with mode of Treatment, and all the requisite Prescriptions written in plain English	0 18 0
McBride—Mayer. Anatomical Outlines of the Horse. By J. A. McBride, M.R.C.V.S., and E. W. Mayer, F.R.C.V.S. With plain and coloured Illustrations. Cloth	0 8 6
Meyrick. Stable Management and the Prevention of Diseases among Horses in India. By J. J. Meyrick, F.R.C.V.S., Principal Army Veterinary Surgeon to H.M. Cavalry in Egypt, formerly Assistant Super- intendent of Horse Breeding for the Punjab	0 2 6

Mitchell (Graham) on Cumberland Disease, the so-called "new disease" in Australian sheep... ..	£0	3	6
Morton's Manual of Pharmacy for Students of Veteri- nary Medicine	0	10	6
Percivall's Anatomy of the Horse, embracing the Struc- ture of the Foot	1	0	0
———— Hippopathology: a systematic Treatise on the Disorders and Lameness of the Horse, with their most approved methods of Cure, illustrated with plates, some coloured	4	4	0
Plate of the Anatomy of the Horse, comprising eight coloured figures, showing the Skeleton, Muscles, Nerves, Vessels, Organs of Digestion, Respiration, etc., with numerous References	0	4	6
Plate of the Anatomy of the Ox, similar to the above, ten coloured figures, showing also the Butcher's Sections of the Ox and Calf	0	4	6
Plate containing Fifty Engravings, showing the Points and Defects of the Horse, with full Description ...	0	2	6
Reynolds. The Breeding, Rearing, and Management of Draught Horses. By Richard Reynolds, M.R.C.V.S.	0	3	6
Robertson. A Handbook of the Practice of Equine Medicine. By William Robertson, F.R.C.V.S., Principal and Professor of Hippopathology in the Royal Veterinary College, London	1	5	0
Strangeways. Veterinary Anatomy. Second Edition. By Professor Vaughan, Lecturer on Anatomy and Zoology at the New Veterinary College, Edinburgh	1	4	0
Steel, J. H. Diseases of the Ox. 8vo. Eighty-one Illustrations	0	15	0
———— Equine Anatomy	0	7	6
Tellor. The Diseases of Live Stock and their most efficient remedies, including Horses, Cattle, Sheep, and Swine. By Lloyd V. Tellor	0	10	6
Tuson's Pharmacopœia; including the Outlines of Materia Medica and Therapeutics, for the Use of Practi- tioners and Students of Veterinary Medicine ...	0	7	6
Walley. The Four Bovine Scourges: Pleuropneumonia, Foot and Mouth Disease, Cattle Plague, and Tubercle; with an Appendix on the Inspection of Animals and Meat. By Thomas Walley, F.R.C.V.S. ...	0	16	0
Williams' Principles and Practice of Veterinary Surgery	1	10	0
———— Principles and Practice of Veterinary Medicine	1	10	0
The Veterinary Journal and Annals of Comparative Pathology. Monthly, price 1s. 6d. Annual Sub- scription, 18s., prepaid.			
Quarterly Journal of Veterinary Science in India and Army Animal Management. Edited by Chas.			

Steel, F.R.C.V.S., L.V.S., Bombay Army, assisted by Fred Smith, V.S., 12th Royal Lancers; John Henry Steel, V.S., D.D., Royal Artillery, H.S.F. Annual Subscription, 24s. net, post free.

The Veterinarian: A Monthly Journal of Veterinary Science. Price 1s. 6d. Annual Subscription, 18s., prepaid.

CUTLERY.



Fig. 372.

Table Knives (Arnold & Sons'), superior quality, in best ivory handles, Fig. 372 per doz. £2 10 0



Fig. 373.

Dessert Knives (Arnold & Sons'), superior quality, in best ivory handles, Fig. 373	per doz.	2 0 0
Carving Knife and Fork	ditto ditto	per pair	0 15 0
Poultry Carvers	ditto	ditto	0 14 0
Table Knives, in ivory handles	per doz.	1 10 0
Dessert ditto	ditto	ditto	1 6 0
Carving Knife and Fork	ditto	per pair	0 10 6
Poultry Carvers	ditto ditto	0 10 6
Table Knives, in ivory handles, plain quality		per doz.	1 5 0
Dessert ditto	ditto ditto	ditto	1 1 0
Carving Knife and Fork	ditto	per pair	0 9 0
Poultry Carvers	ditto	ditto	0 9 0
Table Knives and Forks, in bone handles		per doz.	0 12 0
Dessert ditto	ditto ditto	ditto	0 10 6
Carver and Fork	ditto	per pair	0 5 0
Table Forks, stoutly electro-plated	per doz.	2 16 0
Dessert Forks	ditto	ditto	2 0 0
Table Spoons	ditto	ditto	2 8 0
Dessert ditto	ditto	ditto	1 16 0
Tea ditto	ditto ..	ditto	1 4 0




Fig. 374.

Razors, in plain handles, Fig. 374	...	per pair	£0	2	0
Ditto good quality, black handles	...	ditto	0	5	0
Ditto best ditto ditto	...	ditto	0	7	0
Ditto good quality, ivory handles	...	ditto	0	10	0
Ditto best ditto ditto	...	ditto	0	12	6
Ditto very superior ditto	...	ditto	0	15	0
Ditto ditto in tortoiseshell	...	ditto	0	17	6
Razors (Heiffor's), hollow ground	...	each	0	2	6

In an article on "Methods of obtaining Sections of Frogs' Eggs," the writer states:—"I find the best razor for this purpose, and, indeed, *for all microscopic purposes*, to be the flexible-edged razors made by John Heiffor, Sheffield, and stamped 'Made for the Army.' In order to render the edge flexible, these razors have their surfaces ground hollow; this hollow holds a great deal of spirit, and thus renders it easier to float the sections off. Moreover, the edge is extremely thin, and does not act as a wedge on a brittle substance like a frog's egg, and break the section in half. . . . Again, these *razors are extremely easy to sharpen*, and every microscopist ought to be able to put a fine edge on his own razor. . . ."



Fig. 375.

Pocket Knives, two blades, in buck, ivory, pearl, and tortoiseshell, Fig. 375	2s. 6d.	0	3	6
---	-----	-----	-----	---------	---	---	---




Fig. 376.

Pocket Knives, two blades, in buck, ivory, pearl, and tortoiseshell, Fig. 376	3s. 6d.	0	5	0
Ditto three blades ditto	5s.	0	7	6




Fig. 377.

Pocket Knife, in tortoiseshell, four blades, Fig. 377 ... £0 5 6




Fig. 378.

Sportsmen's Knives in great variety, Fig. 378 10s. 6d. to 2 5 0



Fig. 379.

Cases of Ladies' Scissors, Fig. 379... from 10s. 6d. to 1 5 0




Fig. 380.

Ladies' Scissors, embroidery, Fig. 380 ... 3s. 6d. £0 5 0



Fig. 381.

Ladies' Scissors, button hole, Fig. 381 ... 3s. 6d. 0 5 0



Fig. 382.

Ladies' Scissors, cutting out, Fig. 382 3s. 6d., 4s. 6d. 0 5 0




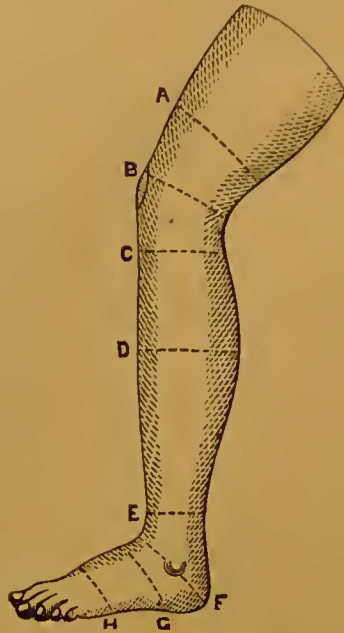
Fig. 383.

Folding Pocket Scissors, Fig. 383 ... 3s. 0 4 0

ARNOLD AND SONS, LONDON.

Cotton Elastic
Stockings,
5/- and 7/- each.

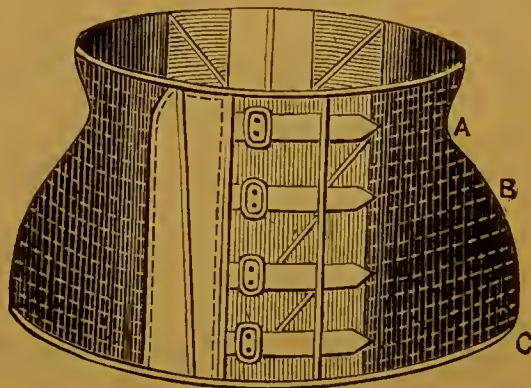
Cotton Elastic
Knee Caps,
4/- and 5/- each.



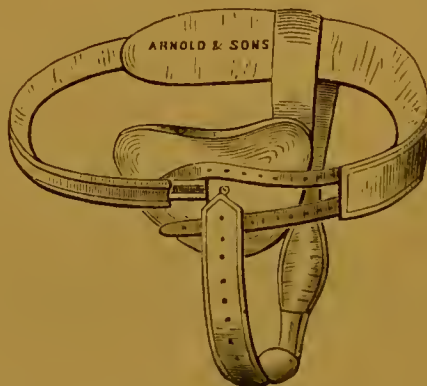
Silk Elastic
Stockings,
10/- and 12/6 each.

Silk Elastic
Knee Caps,
8/- and 10/- each.

Measurements required for Stockings—Circumference at C, D, E, F, G, H, and length from C to G.



Riding Belts, 10/6, 15/-, 21/-, 30/-, and 42/- each.
Ladies' Riding Belts, 15/-, 21/-, 30/-, and 42/- each.



Single Trusses, 7/6, 10/6, 15/-, and 21/- each.
Double ditto, 10/-, 21/-, 30/-, and 42/- each.
Suspensory Bandages, 2/6, 3/6, and 5/- each.

ARNOLD AND SONS, LONDON.

Artificial Legs, £10 10/- to £20 each.

Wooden Pin Legs for Amputation above Knee, 25/- and 30/- each.

Socket Legs for Amputation below Knee, 35/- and 42/- each.

Artificial Arm,
with Hand
attached, £10 10/-,
£15 15/-, and £20.

Artificial Socket
Arm, for
Amputation above
elbow, fitted with
Ring, Hook, Knife,
or Fork, 42/- and 63/-.



Artificial Socket
Arm, for
Amputation below
elbow, 42/- and 63/-.

Artificial Eyes, 20/- and 30/- each.

Arm Slings, 15/- and 25/- each.

Bed Rests, 15/-, 30/-, and 42/- each.

Crutches, common, 5/- per pair.

Crutches, with padded heads, 12/3 per pair.

Crutches, French, 25/-, 50/-, and 63/- per pair.

Hearing Trumpets, 5/-, 7/6, 12/3, 15/-, and 21/- each.

Conversation Tubes, 21/-, 30/-, and 42/- each.

Railway Conveniences, 15/-, 18/-, and 21/- each.


Chest Expanders, 12/6, 15/-, and 21/- each.

Bronchitis Kettles, 5/-, 7/6, 8/-, and 13/3 each.

Deformity Boots, from 21/- each.

Leg Instruments and Spinal Supports of every description.

ARNOLD AND SONS, LONDON.



Desideratum, or Knife and Fork Combined, suggested by Dr. J.
C. Hogan, M.A., M.D.

Price, Nickel-plated, for right or left hand, 15/- each.

This Instrument supplies a want long felt by those who only have the use of
one hand, either from paralysis, accident, or otherwise.











