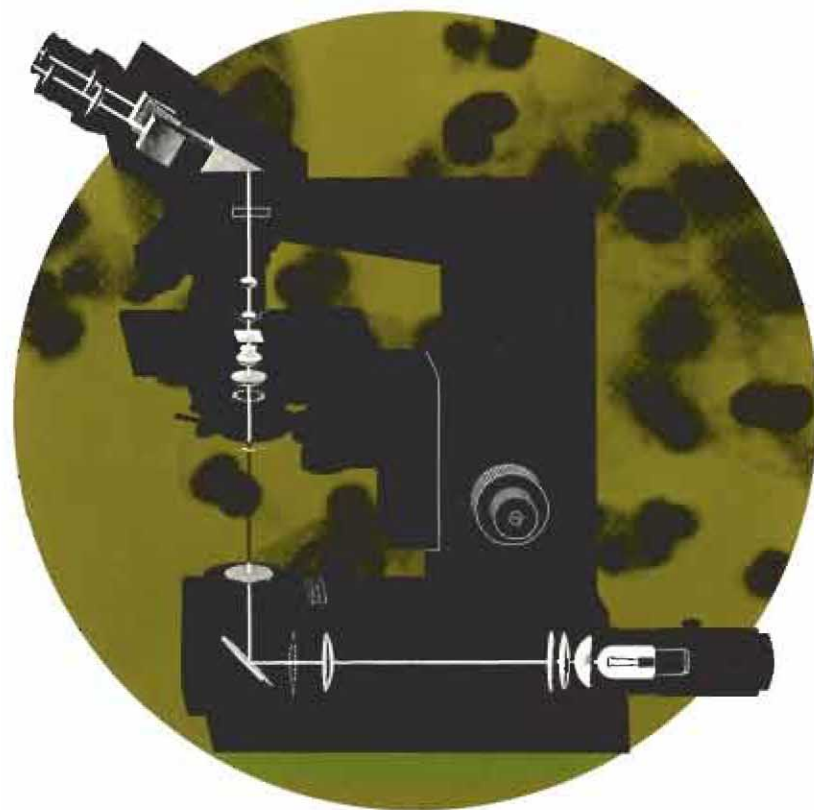


# LEITZ

**INSTRUMENTS FOR THE CLINICAL LABORATORY**



## TABLE OF CONTENTS

INTRODUCTION . . . . .	3
<b>CLINICAL LABORATORY MICROSCOPE DIALUX AND ACCESSORIES</b>	
DIALUX Equipped with NPL Objectives . . . . .	4-5
DIALUX Equipped with Achromatic Objectives . . . . .	6-7
DIALUX Equipped with PHACO-NPL Objectives . . . . .	8-9
DIALUX Equipped with PHACO Objectives . . . . .	10-11
Laboratory Fluorescence Microscope DIALUX . . . . .	12-13
ACCESSORIES FOR FLUORESCENCE . . . . .	14
LAMP HOUSING NO. 250 . . . . .	15
LAMP HOUSING NO. 100 . . . . .	16
EYEPIECES AND OBJECTIVES . . . . .	17-19
TUBES, CONDENSERS, AND INTERCHANGEABLE ACCESSORIES . . . . .	20-23
NEW DRAWING ATTACHMENT, POLARIZING ACCESSORIES, ETC. . . . .	24-25
<b>PHOTOGRAPHIC EQUIPMENT</b>	
35mm with the Fully Automatic Camera ORTHOMAT . . . . .	26
Universal Camera Attachment . . . . .	27
POLAROID NO. CB 100 for 3¼ x 4¼ inch Film Pack . . . . .	28
POLAROID NO. 500 for 4 x 5 inch Single Sheet Film . . . . .	29
INVERTED MICROSCOPE . . . . .	30-33
ROUTINE MICROSCOPE SM-LUX . . . . .	34-35
LEITZ PHOTRDMETER, MODEL M . . . . .	36-37
<b>PROJECTION</b>	
DIASCRIPTOR 4 . . . . .	38
MICROPROJECTOR DIALUX . . . . .	39
MICRO-PROMAR PROJECTOR . . . . .	40-41
MACRO-PROMAR PROJECTOR . . . . .	42-43
PRADO UNIVERSAL Equipped for 2 x 2 inch Slide Projection . . . . .	44-45
<b>MICROTOMES</b>	
Minot Rotary Microtome No. 1212 . . . . .	46-47
Large Freezing Microtome No. 1310 . . . . .	48-49
Small Freezing Microtome No. 1213 . . . . .	48-49
Microtome Knives . . . . .	50

## INTRODUCTION

The DIALUX is the third member of a new generation of LEITZ microscopes combining contemporary design with basic technical refinements.\* A multi-purpose instrument, the DIALUX covers a wide spectrum of investigations with astonishing efficiency—brightfield, darkfield, phase contrast, fluorescence and general polarized light. Whether the field is pathology, bacteriology, anatomy—or any of the other biomedical sciences—the DIALUX will perform admirably, not only for routine microscopy, but for the more advanced procedures as well.

### BASIC DESIGN

- \*Functional design follows the acclaimed ORTHOPLAN Wide-Field Research Microscope developed a few years ago and selected by an international jury for excellence in industrial design. Second in this series was the SM-LUX Medical & Laboratory Microscope.
- Increased stability due to broad rectangular base and sturdy side extensions.
- Improved convenience for operating all the controls and interchangeable parts.
- Dual knob, coaxial coarse and fine adjustment for precise focusing. Knobs are low-set and drum head is graduated in 150 intervals. Fine adjustment travel covers 33mm in graduated intervals of 0.002mm.
- Family of stages includes a standard mechanical stage with 160 x 138mm surface and low-set controls, plain square stage, and a gliding stage, 110 x 120mm. Specimen clamps are adjustable and removable.

### ILLUMINATION SYSTEM

- High intensity, centerable, 6v 15w low voltage, adjustable-intensity lamp, for built-into-the-base Koehler illumination. Field diaphragm built in.
- Light source interchangeable with mercury vapor lamps for fluorescence and high intensity lamp housings, e.g., Models 100 and 250.

### OPTICAL SYSTEM

- Quintuple revolving nosepiece accommodates NPL, Planachromats. Image area is always flat—photomicrographs are sharp right into the corners.
- Alternately, standard achromatic lenses are available if application is primarily for visual observation. Apochromats and Fluorites may also be used.
- Initial magnifications of 2.5x - 100x (oil). All objectives from medium power onward have retractable front lenses to protect them (and specimens) from accidental damage.
- Observation tubes have 1x factor. No additional tube lenses are used, so there are no other optical elements between the objective and the eyepiece.
- Interchangeable eyepiece tubes, rotatable 360°, include a Binocular Photo Tube FSA with automatic interpupillary adjustment compensation and beam splitter for visual observation and photomicrography, Binocular Tube S and Monocular Tube P.
- Condensers for transmitted light include aspheric, achromatic, aplanatic, universal and long-working distant types on dovetail slider. All are highly corrected, centerable, and with aperture diaphragms built in.
- Filter slot on housing between eyepiece tube and objective nosepiece for quick insertion of polarized light accessories or fluorescence barrier filters.

### MANIPULATION COMFORT & MECHANICAL ACCURACY

- New Needle bearing focusing mechanism—a LEITZ-first—never needs service and is not subject to wear.

### QUICK TRANSFER FROM BRIGHTFIELD / TO DARKFIELD / TO PHASE CONTRAST / TO FLUORESCENCE / TO GENERAL POLARIZED LIGHT

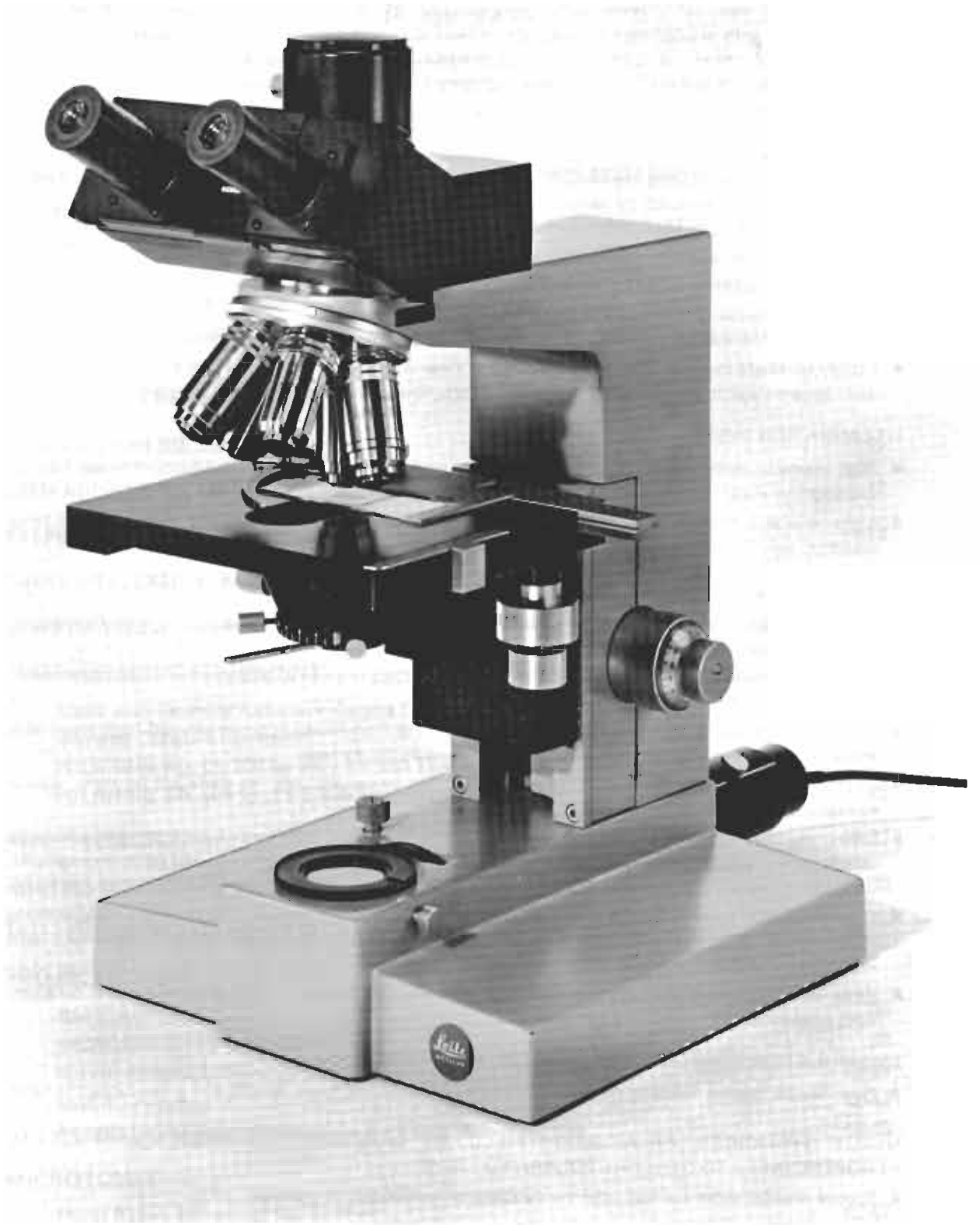
- Special dovetail slider for easy interchangeability of condensers on substage.

### ACCESSORIES

- Discussion tubes
- Drawing attachment
- Polarized light accessories
- Photomicrographic accessories

We also have included: The LEITZ PHOTROMETER for clinical determination and blood chemistry, Inverted Microscope, Micro-Projectors, Microtomes and other suitable Laboratory equipment.

All these instruments have one thing in common: LEITZ QUALITY.



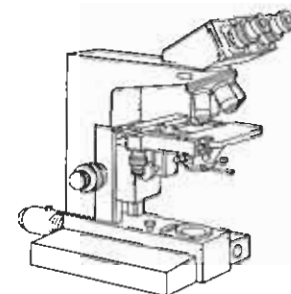
**LEITZ DIALUX TRINOCULAR LABORATORY MICROSCOPE EQUIPPED WITH NPL PLANO OBJECTIVES FOR MAXIMUM FLATNESS OF FIELD UP TO 18mm  $\phi$**

Modern broad-base microscope stand DIALUX, made of corrosion free cast aluminum, with dual knob coaxial coarse and fine focusing adjustment; vertical travel of 33mm to an accuracy of 2 $\mu$ m. Precision tube-changing device for interchangeable tubes; the tubes are rotatable through 360°. Flexible plastic protective dust cover.

Dovetail carrier for the interchange of condensers, with rack and pinion for the adjustment in the height of the condenser 7.5.-

Built-into the base illuminating system; with swing-out lens and field diaphragm for Koehler illumination. Built-in centerable low voltage lamp 6 volts 15 watts with illumination centering disc, daylight conversion filter CB 16.5, ground glass, green filters and one spare bulb 7.5.37


Built-in mechanical stage No. 76, 160 x 138mm, with scales and verniers and low set coaxial controls; traversing area 76 x 50mm



051 160	LEITZ LABORATORY MICROSCOPE DIALUX 7.5.37 - 76/ - AS DESCRIBED ABOVE . . . . .	\$ 788.00
512 425	Interchangeable quintuple revolving nosepiece 7.5.- . . . . .	65.00
512 355	Interchangeable, combination inclined binocular observation tube with adjustable interpupillary distances 55 to 75mm and straight monocular photographic tube FSA; automatic focusing compensation for the adjustment of the interpupillary distance. Prism on slider can be switched in and out to direct the light at a ratio of 80% to the camera and 20% to the binocular tube. A second prism position directs 100% of the light into the binocular tube for observation . . . . .	480.00
512 086	Swing-out condenser No. 602 with aperture diaphragm, centering mount and interchangeable top element Achr. 0.90; on interchange carrier . . . . .	<u>165.00</u>
	LEITZ TRINOCULAR LABORATORY MICROSCOPE DIALUX 7.5.5.37 FSA 76/602 AS DESCRIBED ABOVE . . . . .	\$1,498.00

**Optical Equipment**

519 245	Achromatic dry plano objective, NPL 6.3x/0.20, focal length 24mm, free working distance 2.0mm . . . . .	\$ 132.00
519 246	Achromatic dry plano objective, NPL 16x/0.40, focal length 11mm, free working distance 0.50mm . . . . .	135.00
519 247	Achromatic dry plano objective, NPL 25x/0.50, focal length 7.0mm, free working distance 0.38mm, with spring loaded mount . . . . .	161.00
519 248	Achromatic dry plano objective, NPL 40x/0.65, focal length 4.5mm, free working distance 0.15mm, with spring loaded mount . . . . .	177.00
519 249	Achromatic oil immersion plano objective, NPL Oil 100x/1.30, focal length 1.7mm, free working distance 0.26mm, with spring loaded mount . . . . .	353.00
519 127	PERIPLAN widefield eyepieces, paired GF 10xM, one with adjustable eyelens and mount for reticles, field of view 18mm . . . . .	<u>116.00</u>
	LEITZ TRINOCULAR LABORATORY MICROSCOPE DIALUX 7.5.5.37 FSA 76/602, COMPLETE WITH OPTICAL EQUIPMENT FOR MAXIMUM FLATNESS OF FIELD UP TO 18MM $\phi$ , AS DESCRIBED ABOVE . . . . .	\$2,572.00
500 124	Regulating transformer with voltmeter for 6 volt 15 watt, 6 volt 5 watt or 8 volt 5 watt lamps; for connection to 110/120 volts, 60 cycles A.C. . . . .	<u>92.00</u>
		<u>\$2,664.00</u>



### LEITZ DIALUX BINOCULAR LABORATORY MICROSCOPE

Modern broad-base microscope stand DIALUX, made of corrosion free cast aluminum, with dual knob coaxial coarse and fine focusing adjustment; vertical travel of 33mm to an accuracy of 2 $\mu$ m. Precision tube-changing device for interchangeable tubes; the tubes are rotatable through 360°. Flexible plastic protection dust cover.

Dovetail carrier for the interchange of condensers, with rack and pinion for the adjustment in the height of the condenser --.5.-

Built-into the base illuminating system; with swing-out lens and field diaphragm for Koehler illumination. Built-in centerable low voltage lamp 6 volts 15 watts with illumination centering disc, daylight conversion filter CB 16.5, ground glass, green filters and one spare bulb --.37

Built-in mechanical stage No. 76, 160 x 138mm, with scales and verniers and low set coaxial controls; traversing area 76 x 50mm

051 160	LEITZ LABORATORY MICROSCOPE DIALUX --.5.37 - 76/ - AS DESCRIBED ABOVE . . . . .	\$ 788.00
512 425	Interchangeable quintuple revolving nosepiece 7.5- . . . . .	65.00
512 348	Interchangeable binocular observation tube "S", rotatable through 360° adjustable interpupillary distances 55 to 75mm and 1x magnification factor. The tube length can be individually adjusted on each eyepiece tube . . . . .	315.00
512 085	Swing-out condenser No. 601, with aperture diaphragm, centering mount and interchangeable top element As 0.90; on interchange carrier . . . . .	<u>84.00</u>
	LEITZ BINOCULAR LABORATORY MICROSCOPE DIALUX 7.5.5.37 S 76/601 AS DESCRIBED ABOVE . . . . .	\$1,252.00

### Optical Equipment A 51 Bino

519 292	Achromatic dry objective, 4x/0.12, focal length 32mm, free working distance 24mm . . . . .	\$ 33.00
519 293	Achromatic dry objective, 10x/0.25, focal length 17mm, free working distance 7.6mm . . . . .	47.00
519 294	Achromatic dry objective, 40x/0.65, focal length 4.6mm, free working distance 0.28mm, with spring loaded mount . . . . .	71.00
519 295	Achromatic oil immersion objective, Oil 100x/1.32, focal length 1.9mm, free working distance 0.08mm, with spring loaded mount . . . . .	124.00
519 318	PERIPLAN eyepieces, paired NF 10x, field of view 18mm . . . . .	<u>70.00</u>
	LEITZ BINOCULAR LABORATORY MICROSCOPE DIALUX 7.5.5.37 S 76/601, COMPLETE WITH OPTICAL EQUIPMENT A 51 BINO, AS DESCRIBED ABOVE	\$1,597.00
500 124	Regulating transformer with voltmeter for 6 volt 15 watt, 6 volt 5 watt or 8 volt 5 watt lamps; for connection to 110/120 volts, 60 cycles A.C. . . . .	<u>92.00</u>
		\$1,689.00



**LEITZ TRINOCULAR LABORATORY PHASE MICROSCOPE DIALUX EQUIPPED WITH PHACO-NPL PHASE PLANO OBJECTIVES FOR MAXIMUM FLATNESS OF FIELD UP TO 18MM  $\phi$**

Modern broad-base microscope stand DIALUX, made of corrosion free cast aluminum, with dual knob coaxial coarse and fine focusing adjustment; vertical travel of 33mm to an accuracy of 2 $\mu$ m. Precision tube-changing device for interchangeable tubes; the tubes are rotatable through 360°. Flexible plastic protection dust cover.

Dovetail carrier for the interchange of condensers, with rack and pinion for the adjustment in the height of the condenser --.5.-


Built-into the base illuminating system; with swing-out lens and field diaphragm for Koehler illumination. Built-in centerable low voltage lamp 6 volts 15 watts with illumination centering disc, daylight conversion filter CB 16.5, ground glass, green filters and one spare bulb --.37

Built-in mechanical stage No. 76, 160 x 138mm, with scales and verniers and low set coaxial controls; traversing area 76 x 50mm

051 160	LEITZ LABORATORY MICROSCOPE DIALUX --.5.37 - 76/ - AS DESCRIBED ABOVE . . . . .	\$ 788.00
512 425	Interchangeable quintuple revolving nosepiece 7.5- . . . . .	65.00
512 355	Interchangeable, combination inclined binocular observation tube with adjustable interpupillary distances 55 to 75mm and straight monocular photographic tube FSA; automatic focusing compensation for the adjustment of the interpupillary distance. Prism on slider can be switched in and out to direct the light at a ratio of 80% to the camera and 20% to the binocular tube. A second prism position directs 100% of the light into the binocular tube for observation . . . . .	480.00
513 140	Phase contrast condenser, PHACO No. 402a, with aperture diaphragm, centering mount, swing-out top element Achr. 0.90 and revolving disc with lens for brightfield, central stop for darkfield and phase annular diaphragms for PHACO objectives 10x through 100x Oil; on interchange carrier . . . . .	<u>273.00</u>
	LEITZ TRINOCULAR LABORATORY PHASE MICROSCOPE DIALUX 7.5.5.37 FSA 76/402a AS DESCRIBED ABOVE . . . . .	\$1,606.00

**Optical Equipment**

519 250	Achromatic dry phase contrast plano objective, PHACO NPL 10x/0.25, focal length 16mm, free working distance 0.53mm, with spring loaded mount . . . . .	\$ 201.00
519 251	Achromatic dry phase contrast plano objective, PHACO NPL 16x/0.40, focal length 11mm, free working distance 0.50mm, with spring loaded mount . . . . .	208.00
519 252	Achromatic dry phase contrast plano objective, PHACO NPL 25x/0.50, focal length 7mm, free working distance 0.38mm, with spring loaded mount . . . . .	237.00
519 253	Achromatic dry phase contrast plano objective, PHACO NPL 40x/0.65, focal length 4.5mm, free working distance 0.15mm, with spring loaded mount . . . . .	265.00
519 254	Achromatic oil immersion phase contrast objective, NPL PHACO Oil 100x/1.30, focal length 1.7mm, free working distance 0.26mm, with spring loaded mount . . .	397.00
513 352	Focusing magnifier for centering the phase ring . . . . .	87.00
519 127	PERIPLAN widefield eyepieces, paired GF 10xM, one with adjustable eyelens and mount for reticles, field of view 18mm . . . . .	<u>116.00</u>
	LEITZ TRINOCULAR LABORATORY PHASE MICROSCOPE DIALUX 7.5.5.37 FSA 76/402a, COMPLETE WITH OPTICAL EQUIPMENT FOR MAXIMUM FLATNESS OF FIELD UP TO 18MM $\phi$ , AS DESCRIBED ABOVE. . . . .	\$3,117.00
500 124	Regulating transformer with voltmeter for 6 volt 15 watt, 6 volt 5 watt or 8 volt 5 watt lamps; for connection to 110/120 volts, 60 cycles A.C. . . . .	<u>92.00</u>
		\$3,209.00



## LEITZ DIALUX BINOCULAR LABORATORY PHASE MICROSCOPE

Modern broad-base microscope stand DIALUX, made of corrosion free cast aluminum, with dual knob coaxial coarse and fine focusing adjustment; vertical travel of 33mm to an accuracy of  $2\mu\text{m}$ . Precision tube-changing device for interchangeable tubes; the tubes are rotatable through  $360^\circ$ . Flexible plastic protection dust cover.

Dovetail carrier for the interchange of condensers, with rack and pinion for the adjustment in the height of the condenser --.5.-

Built-into the base illuminating system; with swing-out lens and field diaphragm for Koehler illumination. Built-in centerable low voltage lamp 6 volts 15 watts with illumination centering disc, daylight conversion filter CB 16.5, ground glass, green filters and one spare bulb ---.37

Built-in mechanical stage No. 76, 160 x 138mm, with scales and verniers and low set coaxial controls; traversing area 76 x 50mm

051 160	LEITZ LABORATORY MICROSCOPE DIALUX --.5.37 - 76/ - AS DESCRIBED ABOVE . . . . .	\$ 788.00
512 425	Interchangeable quintuple revolving nosepiece 7.5- . . . . .	65.00
512 348	Interchangeable binocular observation tube "S", rotatable through $360^\circ$ , adjustable interpupillary distances 55 to 75mm and 1x magnification factor. The tube length can be individually adjusted on each eyepiece tube . . . . .	\$ 315.00
513 140	Phase contrast condenser, PHACO No. 402a, with aperture diaphragm, centering mount, swing-out top element Achr. 0.90 and revolving disc with lens for brightfield, central stop for darkfield and phase annular diaphragms for PHACO objectives 10x through 100x Oil; on interchange carrier . . . . .	<u>273.00</u>
	LEITZ BINOCULAR LABORATORY PHASE MICROSCOPE DIALUX 7.5.5.37 S 76/402a AS DESCRIBED ABOVE . . . . .	<u>\$1,441.00</u>

### Optical Equipment

519 165	Achromatic dry phase contrast objective, PHACO 10x/0.25, focal length 17mm, free working distance 7.6mm . . . . .	\$ 108.00
519 236	Achromatic dry phase contrast objective, PHACO 25x/0.50, focal length 7.1mm, free working distance 0.44mm, with spring loaded mount . . . . .	196.00
519 166	Achromatic dry phase contrast objective, PHACO 40x/0.65, focal length 4.6mm, free working distance 0.08mm, with spring loaded mount . . . . .	133.00
519 167	Achromatic oil immersion phase contrast objective, PHACO Oil 100x/1.30, focal length 1.9mm, free working distance 0.08mm, with spring loaded mount . . . . .	208.00
513 352	Focusing magnifier for centering the phase ring . . . . .	87.00
519 142	PERIPLAN widefield eyepieces, paired GF 10x, field of view 18mm . . . . .	<u>106.00</u>
	LEITZ BINOCULAR LABORATORY PHASE MICROSCOPE DIALUX 7.5.5.37 S 76/402a COMPLETE WITH OPTICAL EQUIPMENT AS DESCRIBED ABOVE	\$2,279.00
500 124	Regulating transformer with voltmeter for 6 volt 15 watt, 6 volt 5 watt or 8 volt 5 watt lamps; for connection to 110/120 volts, 60 cycles A.C. . . . .	<u>92.00</u>
		<u>\$2,371.00</u>



**LEITZ DIALUX LABORATORY FLUORESCENCE MICROSCOPE CONSISTING OF:**

Modern broad-base microscope stand DIALUX, made of corrosion free cast aluminum, with dual knob coaxial coarse and fine focusing adjustment; vertical travel of 33mm to an accuracy of  $2\mu\text{m}$ . Precision tube-changing device for interchangeable tubes; the tubes are rotatable through  $360^\circ$ . Flexible plastic protective dust cover.

Dovetail carrier for the interchange of condensers, with rack and pinion for the adjustment in the height of the condenser --.5.-

Built-into the base illuminating system; with swing-out lens and field diaphragm for Koehler illumination. Built-in centerable low voltage lamp 6 volts 15 watts with illumination centering disc, daylight conversion filter CB 16.5, ground glass, green filters and one spare bulb ---.37

Built-in mechanical stage # 76, 160 x 138mm, with scales and verniers and low set coaxial controls; traversing area 76 x 50mm

051 160	LEITZ LABORATORY MICROSCOPE DIALUX --.5.37 - 76/- AS DESCRIBED ABOVE . . . . .	\$ 788.00
512 425	Interchangeable quintuple revolving nosepiece 7.5.- . . . . .	65.00
512 347	Interchangeable, inclined monocular tube P . . . . .	65.00
513 109	Immersion darkfield condenser D 1.20, # 82, with centering mount; on interchange carrier . . . . .	<u>140.00</u>
	LEITZ MONOCULAR LABORATORY MICROSCOPE DIALUX 7.5.5.37 P 76/82 AS DESCRIBED ABOVE . . . . .	\$1,058.00

### Optical Equipment

519 293	Achromatic dry objective, 10x/0.25 (adjustment length 45mm), focal length 17mm, free working distance 7.6mm . . . . .	\$ 47.00
519 294	Achromatic dry objective, 40x/0.65 (adjustment length 45mm), focal length 4.6mm, free working distance 0.28mm, with spring loaded mount . . . . .	71.00
519 027	Fluorite oil immersion objective, FI Oil 54x/0.95 (adjustment length 37mm), focal length 3.4mm, free working distance 0.17mm, with spring loaded mount . . . . .	227.00
519 382	Intermediate adapter with negative lens (for fluorescence microscopy) . . . . .	13.00
519 045	Achromatic oil immersion objective, Oil 100x/1.30-1.10 (adjustment length 37mm), with built-in iris diaphragm, focal length 1.9mm, free working distance 0.10mm, with spring loaded mount . . . . .	199.00
519 382	Intermediate adapter with negative lens (for fluorescence microscopy) . . . . .	13.00
519 137	PERIPLAN eyepiece, single GF 10x, field of view 18mm . . . . .	53.00

### Fluorescence Equipment

514 386	Universal Lamp Housing Model No. 250 with filter changing device, reflector and two-lens collector. Base "L" with carrier plate # 17 for the proper elevation of the microscope and the mirror housing. Lamp socket with HBO 200 burner Type W4, and heat sink to prevent the excessive build-up of heat in the burner. Mirror housing # 15S with swing-out deflecting mirror for the reception of low voltage lamp, permitting rapid change from mercury burner to the low voltage lamp . . . . .	\$ 909.00
514 027	Heat absorbing filter 2mm, KG 1, unmounted . . . . .	13.00
514 033	Heat absorbing filter 4mm, BG 38, mounted . . . . .	20.00
514 029	UV excitation filter 2mm, UG 1, mounted . . . . .	20.00
514 032	Blue excitation filter 3mm, BG 12, mounted . . . . .	17.00
514 303	Slider with K 430 and K 460 barrier filters . . . . .	43.00
514 304	Slider with K 470 and K 490 barrier filters . . . . .	43.00
514 305	Slider with K 510 and K 530 barrier filters . . . . .	43.00
514 393	Light shield for DIALUX . . . . .	47.00
	LEITZ LABORATORY MICROSCOPE DIALUX 7.5.5.37 - P 76/82 COMPLETE WITH OPTICAL AND ILLUMINATION EQUIPMENT FOR FLUORESCENCE MICROSCOPY . . . . .	\$2,836.00
050 222	Power unit for HBO 200 W4/A.C. . . . .	221.00
500 124	Regulating transformer with voltmeter for 6 volt 15 watt, 8 volt 5 watt or 6 volt 5 watt lamps; for connection to 110/120 volts, 60 cycles A.C. . . . .	92.00
		<u>\$3,149.00</u>

### Note:

The Lamp Housing # 250 can also be supplied with the mercury lamp for direct current.

051 422	Lamp Housing Model # 250, as described under catalog # 514 386, however equipped with mercury burner HBO 200 Type W2/D.C. . . . .	\$ 909.00
050 224	Power unit for HBO 200 W2/D.C. . . . .	495.00

## ACCESSORIES FOR FLUORESCENCE MICROSCOPY

513 109	Darkfield condenser D 1.20 oil	\$ 140.00
513 111	Darkfield condenser D 0.80	177.00

### Excitation Filters

514 059	Blue filter 1.5mm BG 12	\$ 19.00
514 032	Blue filter 3mm BG 12	17.00
514 030	Blue filter 5mm BG 12	17.00
514 057	UV filter 1mm UG 1	20.00
514 029	UV filter 2mm UG 1	20.00
514 029	UV filter 2mm UG 1	20.00
514 058	UV filter 1mm UG 5	24.00
514 035	UV filter 3mm UG 5	31.00
514 033	Red supression filter 4mm BG 38	20.00
514 042	Diffusion disc N	13.00
514 031	Gray filter 0.2%	20.00
514 027	Heat absorbing filter 2mm KG 1	13.00
514 015	Blue filter 3mm BG 3	20.00
514 257	COMPLETE SET EXCITATION FILTERS	\$ 254.00

### Barrier Filters (for DIALUX)

514 303	Slider with filter K 430 and K 460	\$ 43.00
514 304	Slider with filter K 470 and K 490	43.00
514 305	Slider with filter K 510 and K 530	43.00

### Recommended Filters

#### A) For Feulgen and TRITC Fluorescence

514 256	Wide band interference filter 546nm	\$ 61.00
514 308	Absorption filter 2mm BG 36	52.00

#### B) For FITC Fluorescence

514 350	Interference blue filter KP 490	\$ 169.00
514 033	Red supression filter 4mm BG 38	20.00

or:

514 341	Interference blue filter S 470	\$ 49.00
514 059	Blue filter 1.5mm BG 12	19.00
514 027	Heat absorption filter 2mm KG 1	13.00
514 393	Light shield for DIALUX	\$ 47.00
511 054	Pair of eyepiece caps	9.00



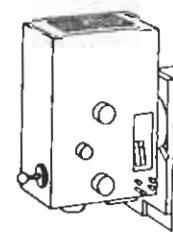
Nr. 82



Nr. 84

## LAMP HOUSING MODEL 250

### A) With Xenon Lamp XBD 150W



514 387	Universal Lamp Housing Model No. 250 with filter changing device, reflector and two-lens collector. Base "L" with carrier plate No. 17 for the proper elevation of the microscope (DIALUX), and the mirror housing. Lamp socket, high intensity xenon burner XBO 150W and pair of protective goggles for use when adjusting the burner. Mirror housing No. 15S with swing-out deflecting mirror for the reception of low voltage lamp, permitting rapid change from xenon burner to the low voltage lamp. Flexible plastic dust cover . . . . .	\$ 978.00
514 040	Heat absorbing filter B1/K2, unmounted . . . . .	33.00
514 031	Neutral density filter 0.2%, mounted . . . . .	20.00
514 036	Neutral density filter 5%, mounted . . . . .	20.00
514 041	Green contrast filter 1.5mm, VG 9, mounted $\lambda = 546\mu$ . . . . .	20.00
514 028	Diffusion disc R (grooved), mounted . . . . .	17.00
514 042	Diffusion disc N (normal), mounted . . . . .	13.00
514 034	Case for filters . . . . .	25.00
050 230	Power supply for XBO 150W xenon lamp, regulated to supply contrast current, maintaining light output within $\pm 1\%$ ; for connection to 100/130 volts A.C. . . . .	664.00
		<u>\$1,790.00</u>
562 019	Paired neutral density eyepieces filter, NG 3 . . . . .	\$ 27.00

### B) With Mercury Lamp HBO 200W

514 386	Universal Lamp Housing Model No. 250, as above, however, equipped with socket to accept and including HBO 200 burner Type W4, and heat sink to prevent the excessive build-up of heat in the burner and thereby prolonging the life . . . . .	\$ 909.00
514 027	Heat absorbing filter 2mm, KG 1, unmounted . . . . .	13.00
514 033	Heat absorbing filter 4mm, BG 38, mounted . . . . .	20.00
514 029	UV excitation filter 2mm, UG 1, mounted . . . . .	20.00
514 032	Blue excitation filter 3mm, BG 12, mounted . . . . .	17.00
050 222	Power unit for HBO 200 W4/A.C. . . . .	221.00
		<u>\$1,200.00</u>

### REPLACEMENT PARTS FOR LAMP HOUSING 100 and 250

512 326	Lamp socket for low voltage lamp 12 volt, 60 watt . . . . .	\$ 44.00
500 010	Spare bulb 12 volt, 60 watt . . . . .	8.00
514 220	Lamp socket for halogen lamp 12 volt, 100 watt . . . . .	29.00
500 974	Spare bulb 12 volt, 100 watt . . . . .	7.00
514 222	Lamp socket for mercury burner HBO 50W . . . . .	29.00
500 137	Mercury burner HBO 50W . . . . .	52.00
514 223	Lamp socket for mercury burner HBO 100W . . . . .	59.00
500 138	Mercury burner HBO 100W . . . . .	61.00
514 224	Lamp socket for XBO 75W . . . . .	59.00
500 139	Xenon burner XBO 75W . . . . .	111.00
514 038	Lamp socket for XBO 150W . . . . .	104.00
500 008	Xenon burner XBO 150W . . . . .	97.00
514 258	Lamp socket for HBO 200, Type W2 or W4 . . . . .	64.00
050 615	Mercury burner HBO 200, Type W4/A.C. . . . .	48.00
050 620	Mercury burner HBO 200, Type W2/D.C. . . . .	48.00

## LAMP HOUSINGS FOR DIALUX

### Lamp Housing Model 100

#### A) Low Voltage Filament Lamp 12 Volt, 60 Watt

514 233	Lamp housing, model 100, with bayonet mounting device, filter holder, reflector and adjustable two-lens collector, lamp socket with 12 volt, 60 watt low voltage bulb, heat absorbing filter, daylight conversion filter CB 12, diffusion disc N and green filter, including one spare bulb . . . . .	\$ 384.00
514 379	Four elevating supports for DIALUX . . . . .	20.00
514 380	Adapter for DIALUX . . . . .	51.00
500 119	Regulating transformer with ammeter 12 volt, 60 watt for connection to 110/120 volts, 60 cycles A.C. . . . .	160.00
		<u>160.00</u>
		\$ 615.00

#### B) Halogen Filament Lamp 12 Volt, 100 Watt

514 381	Lamp housing, model 100, with bayonet mounting device, filter holder, reflector and adjustable two-lens collector, lamp socket with halogen filament bulb 12 volt, 100 watt, heat absorbing filter, four elevating supports (514 379), and adapter (514 380) for DIALUX . . . . .	\$ 401.00
500 122	Regulating transformer with ammeter 12 volt, 100 watt for connection to 110/120 volts, 60 cycles A.C. . . . .	160.00
		<u>160.00</u>
		\$ 561.00

### Lamp Housing Model 100Z

#### A) Mercury Burner HBO 50W

514 236	Lamp housing, model 100Z, with bayonet mounting device, filter holder, reflector and adjustable aspheric collector, centerable lamp socket with mercury burner HBO 50W, and heat absorbing filter . . . . .	\$ 363.00
514 379	Four elevating supports for DIALUX . . . . .	20.00
514 380	Adapter for DIALUX . . . . .	51.00
500 152	Rectifier for HBO 50W, 220 V . . . . .	83.00
500 040	Step-down transformer for 110 volt, 60 cycles A.C. . . . .	137.00
		<u>137.00</u>
		\$ 654.00

#### B) Mercury Burner HBO 100W

514 237	Lamp housing, model 100Z, with bayonet mounting device, filter holder, reflector and adjustable aspheric collector, centerable lamp socket with mercury burner HBO 100W, and heat absorbing filter . . . . .	\$ 422.00
514 379	Four elevating supports for DIALUX . . . . .	20.00
514 380	Adapter for DIALUX . . . . .	51.00
500 175	Rectifier for HBO 100W . . . . .	1,332.00
		<u>1,332.00</u>
		\$1,825.00

#### C) Xenon Burner XBO 75W

514 238	Lamp housing, model 100Z, with bayonet mounting device, filter holder, reflector and adjustable aspheric collector, lamp socket with xenon burner XBO 75W, pair of protective goggles and calflex filter . . . . .	\$ 496.00
514 379	Four elevating supports for DIALUX . . . . .	20.00
514 380	Adapter for DIALUX . . . . .	51.00
500 175	Rectifier for XBO 75W . . . . .	1,332.00
		<u>1,332.00</u>
		\$1,899.00

PERIPLAN EYEPIECES						PERIPLAN WIDEFIELD EYEPIECES					
Magni- fication	Field of View mm	CATALOG NUMBER				Magni- fication	Field of View mm	CATALOG NUMBER			
		Single	Price	Pair	Price			Single	Price	Pair	Price
6.3x 6.3xM	18	519 185	47.00	519 186	94.00	GF 10x	18	519 137	53.00	519 142	106.00
	18	519 188	59.00	519 187	106.00	GF 10xM	18	519 126	63.00	519 127	116.00
NF 10x NF 10xM	18	519 319	35.00	519 318	70.00	GF 12.5x	18	519 051	67.00	519 053	134.00
	18	519 320	44.00	519 327	79.00	GF 12.5xM	18	519 055	77.00	519 056	144.00
NF 10x w. pointer	18	519 321	45.00	--	--	GF 16x	15	519 138	67.00	519 143	134.00
						GF 25x	10	519 140	89.00	519 144	178.00
						GF 25xM	10	519 141	101.00	519 130	190.00
						GF 10x w. pointer	18	519 329	64.00	--	--
PERIPLAN HIGH EYEPOINT EYEPIECES						EYEPIECES FOR ORTHOMAT/UNIVERSAL CAMERA					
Magni- fication	Field of View mm	CATALOG NUMBER				Magni- fication	Field of View mm	CATALOG NUMBER			
		Single	Price	Pair	Price			Single	Price	Pair	Price
8x 10x 10xM	18	519 147	69.00	519 148	138.00	GF 12.5MF	18	519 314	117.00	519 315	194.00
	15	519 135	69.00	519 136	138.00						
	15	519 134	80.00	519 125	149.00						

#### EYEPIECE MICROMETERS (unmounted for M eyepieces)

519 906	Eyepiece micrometer, 5mm = 100 divisions	\$ 31.00
519 905	Eyepiece micrometer, 10mm = 100 divisions	33.00
519 907	Eyepiece micrometer, 10mm = 200 divisions	33.00
519 904	Reticle with crosslines	\$ 33.00
519 910	Reticle with crosslines and micrometer 10mm = 100 divisions	33.00
519 903	Eyepiece net micrometer, 5 x 5mm divided into squares 0.5mm	\$ 33.00
519 912	Eyepiece net micrometer, 10 x 10mm divided into squares 0.075mm	33.00
519 900	Eyepiece net micrometer, 10 x 10mm divided into squares 0.5mm	33.00
519 914	Eyepiece net micrometer, 10 x 10mm divided into squares 0.2mm	33.00
519 901	Eyepiece net micrometer, 10 x 10mm divided into squares 1.0mm	33.00
519 902	Eyepiece net micrometer, 10 x 10mm divided into squares 2.0mm	33.00

#### STAGE MICROMETERS

513 106	Stage micrometer on glass 2mm = 200 divisions with photographic scale	\$ 39.00
513 107	Stage micrometer on glass with scale ruled on glass 1mm = 100 divisions	51.00

#### MISCELLANEOUS ACCESSORIES

511 054	Pair of eyepiece caps (not for HP eyepieces)	\$ 9.00
562 019	Pair of grey filters	27.00
513 030	Cover glass thickness gauge with graduation (1 interval = 1/100mm)	\$ 47.00
513 035	Immersion oil, 10 gram bottle	\$ 1.80
513 059	Immersion oil, 50 gram bottle	2.80
513 060	Immersion oil, 100 gram bottle	4.60
513 036	Immersion oil, 10 gram bottle, free of fluorescence	2.00
513 064	Immersion oil, 50 gram bottle, free of fluorescence	3.40
513 065	Immersion oil, 100 gram bottle, free of fluorescence	4.60

**OBJECTIVES FOR BRIGHTFIELD-DARKFIELD TRANSMITTED LIGHT  
CORRECTED FOR 170MM TUBE LENGTH**

Designation of Objectives	Magnification/Aperture	Type of Eyepiece	Cover glass Correction	Free Working Distance MM	Catalog Number	Price \$
ACHROMATIC OBJECTIVES 45mm ADJUSTMENT LENGTH	4x/0.12	P	DO	27	519 292	33.00
	10x/0.25	P	DO	7.6	519 293	47.00
	25x/0.50	P	D	0.44	519 301	87.00
	40x/0.65	P	D	0.28	519 294	71.00
	OIL 100x/1.30	P	D	0.08	519 295	124.00
PLANO ACHROMATIC OBJECTIVES for field of view up to 18mm $\phi$ 45mm ADJUSTMENT LENGTH	PI 2.5x/0.08	P	DO	11.4	519 049	79.00
	NPL 6.3x/0.20	P	DO	2.0	519 245	132.00
	NPL 10x/0.25	P	DO	0.53	519 263	151.00
	NPL 16x/0.40	P	D	0.50	519 246	135.00
	NPL 25x/0.50	P	D	0.38	519 247	161.00
	NPL 40x/0.65	P	D	0.15	519 248	177.00
NPL OIL 100x/1.30	P	D	0.26	519 249	353.00	
FLUORITE DRY OBJECTIVES 37mm ADJUSTMENT LENGTH	FL 40x/0.85	P	D!	0.28	519 025	213.00
	FL 40x/0.85	P	O	0.28	519 238	247.00
FLUORITE IMMERSION OBJECTIVES 37mm ADJUSTMENT LENGTH	FL OIL 54x/0.95	P	DO	0.22	519 027	227.00
	FL OIL 95x/1.32	P	D	0.15	519 026	287.00
OBJECTIVES WITH BUILT-IN IRIS DIAPHRAGM 37mm ADJUSTMENT LENGTH	IRIS 63x/0.85	P	D	0.29	519 047	149.00
	IRIS OIL 100x/1.30	P	D	0.13	519 045	199.00
	IRIS FL OIL 95x/1.32	P	D	0.15	519 046	400.00

**OBJECTIVES FOR PHASE CONTRAST TRANSMITTED LIGHT, ZERNIKE SYSTEM  
CORRECTED FOR 170MM TUBE LENGTH**

PHASE CONTRAST OBJECTIVES ZERNIKE SYSTEM - PHACO 45mm ADJUSTMENT LENGTH	PHACO 10x/0.25	P	DO	7.6	519 165	108.00
	PHACO 25x/0.50	P	D	1.06	519 236	196.00
	PHACO 40x/0.65	P	D	0.71	519 166	133.00
	PHACO OIL 100x/1.30	P	D	0.17	519 167	208.00
PLANO PHASE CONTRAST OBJECTIVES ZERNIKE SYSTEM - PHACO-NPL 45mm ADJUSTMENT LENGTH	PHACO-NPL 10x/0.25	P	DO	0.53	519 250	201.00
	PHACO-NPL 16x/0.40	P	D	0.50	519 251	208.00
	PHACO-NPL 25x/0.50	P	D	0.38	519 252	237.00
	PHACO-NPL 40x/0.65	P	D	0.15	519 253	265.00
	PHACO-NPL 100x/1.30 OIL	P	D	0.21	519 254	397.00

513 352 Focusing magnifier for centering the phase ring ..... \$ 87.00

**OBJECTIVES FOR PHASE CONTRAST TRANSMITTED LIGHT, HEINE SYSTEM  
CORRECTED FOR 170MM TUBE LENGTH**

Designation of Objectives	Magnification/Aperture	Type of Eyepiece	Cover glass Correction	Contrast		Catalog Number	Price \$
PHASE CONTRAST, Pv WITH HEINE CONDENSER 37mm ADJUSTMENT LENGTH	Pv 10x/0.25	P	DO	Normal	5.8	519 149	104.00
	Pv 10x/0.25	P	DO	High	5.8	051 920	104.00
	Immersion attachment for Pv 10x objective				0.3	519 153	21.00
	Pv 25x/0.50	H (P)	D	Normal	0.92	519 150	169.00
	Pv 25x/0.50	H (P)	D	High	0.92	051 923	169.00
	Pv 25x/0.50	H (P)	D	Negative	0.92	051 924	169.00
	Pv Apo L 40x/0.70 <sup>2</sup>	P	D!	Normal	0.38	519 151	387.00
	Pv Apo L 40x/0.70 <sup>2</sup>	P	D!	High	0.38	051 927	387.00
	Pv Apo L 40x/0.70 <sup>2</sup>	P	D!	Negative	0.38	051 928	387.00
	Pv Apo L 63x/0.70 <sup>2</sup>	P	D!	Normal	0.30	519 155	420.00
	Pv Apo L 63x/0.70 <sup>2</sup>	P	D!	High	0.30	051 931	420.00
	Pv Apo L 63x/0.70 <sup>2</sup>	P	D!	Negative	0.30	051 932	420.00
	Pv Fl Oil 70x/1.15	P	DO	Normal	0.20	519 154	200.00
	Pv Fl Oil 70x/1.15	P	DO	High	0.20	051 943	409.00
	Pv Fl Oil 70x/1.15	P	DO	Negative	0.20	051 944	409.00
	Pv Apo Oil 90x/1.15	P	DO	Normal	0.12	519 152	250.00
	Pv Apo Oil 90x/1.32	P	DO	Normal	0.12	519 158	547.00
	Pv Apo Oil 90x/1.32	P	DO	High	0.12	051 949	547.00



- 1) D : with cover glass D = 0.17 (cover glass thickness should be observed to within  $\pm 0.05\text{mm}$ )  
 O : without cover glass  
 DO: can be used with or without cover glass  
 D! : cover glass thickness 0.17mm should be observed accurately to within  $\pm 0.01\text{mm}$ , or should be accurately set with the correction mount where it varies from these values.

- 2) These objectives have a correction mount. Its adjustment has hardly any effect on image sharpness. Ideal method of focusing when the thickness of the cover glass is unknown.  
 3) H = use Huygens eyepiece, P = use PERIPLAN or widefield eyepieces.

All LEITZ objectives for transmitted light are corrected for a tube length of 170mm. These objectives are supplied with adjustment lengths of 37mm and 45mm measured from the objective shoulder to the specimen surface. To achieve parfocality when combining objectives with 37mm and 45mm adjustment length, on the same objective carrier, it is required that all objectives with 37mm adjustment length be equipped with the following:

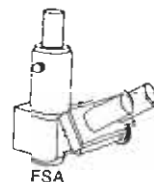
519 164	Intermediate adapter with negative lens	\$ 13.00
519 382	Intermediate adapter with negative lens (for fluorescence microscopy)	\$ 13.00

\*Discontinued, limited supply still available.




## INTERCHANGEABLE ACCESSORIES FOR DIALUX MICROSCOPE

### MICROSCOPE TUBES




512 355	Interchangeable, combination inclined binocular observation tube with adjustable interpupillary distances 55 to 75mm and straight monocular photographic tube FSA; automatic focusing compensation for the adjustment of the interpupillary distance. Prism on slider can be switched in and out to direct the light at a ratio of 80% to the camera and 20% to the binocular tube. A second prism position directs 100% of the light into the binocular tube for observation . . . . .	\$ 480.00
512 348	Interchangeable binocular observation tube "S", rotatable through 360°, adjustable interpupillary distances 55 to 75mm and 1x magnification factor. The tube length can be individually adjusted on each eyepiece tube . . . . .	315.00
512 347	Interchangeable inclined monocular observation tube "P" . . . . .	65.00
512 358	Interchangeable straight monocular photographic tube "O" . . . . .	40.00

### DISCUSSION TUBE



513 353	Discussion tube for the simultaneous observation by two people of the microscopic image with built-in mechanical arrow pointer and two bayonet mounts to accept the standard monocular or binocular observation tubes (not included); both discussion and observation tubes independently rotatable 360° for the desired observation position . . . . .	\$ 789.00
---------	---	-----------


### COMPARISON TUBE





513 368	Comparison tube with built-in prism system, half stops, adjustment screws to correct slight magnification differences of the two microscope objectives of equal image size and bayonet mount to accept standard microscope tube . . . . .	\$ 977.00
---------	---	-----------

### BRIGHTFIELD CONDENSERS

512 351	Swing-out condenser # 610 with aperture diaphragm, centering mount and interchangeable top element oil 1.25; on interchange carrier . . . . .	\$ 105.00
512 086	Swing-out condenser # 602 with aperture diaphragm, centering mount and interchangeable top element Achr. 0.90; on interchange carrier . . . . .	165.00
512 085	Swing-out condenser # 601 with aperture diaphragm, centering mount and interchangeable top element As 0.90; on interchange carrier . . . . .	84.00
512 311	Swing-out condenser # 605 with aperture diaphragm, centering mount and interchangeable top element Achr. 0.70/L4; on interchange carrier . . . . .	\$ 173.00
512 312	Swing-out condenser # 606 with aperture diaphragm, centering mount and interchangeable top element A. 0.60/L11; on interchange carrier . . . . .	188.00
512 313	Swing-out condenser # 607 with aperture diaphragm, centering mount and interchangeable top element A. 0.45/L20; on interchange carrier . . . . .	198.00
512 081	Condenser base A. 0.25 with aperture diaphragm and centering mount # 600; on interchange carrier . . . . .	\$ 69.00
512 352	Interchangeable condenser top element Oil 1.25, # 010 . . . . .	\$ 36.00
512 083	Interchangeable condenser top element Achr. 0.90, # 002 . . . . .	96.00
512 082	Interchangeable condenser top element As. 0.90, # 001 . . . . .	15.00
513 183	Interchangeable condenser top element Achr. 0.70/L 4, # 005 . . . . .	\$ 104.00
513 184	Interchangeable condenser top element A. 0.60/L11, # 006 . . . . .	119.00
513 185	Interchangeable condenser top element A. 0.45/L20, # 007 . . . . .	129.00
513 324	Slip-in diaphragm for darkfield and contrast (to be used in conjunction with the top element # 001) . . . . .	\$ 11.00



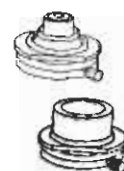


### SPECIAL BRIGHTFIELD CONDENSERS

512 024	Three lens condenser # 72R, N.A. 1.40, with iris diaphragm, filter holder and centering mount; on interchange carrier . . . . .	\$ 123.00
512 234	Large field condenser # 90; on interchange carrier . . . . .	44.00

### DARKFIELD CONDENSERS

513 109	Immersion darkfield condenser D 1.20, # 82, with centering mount; on interchange carrier . . . . .	\$ 140.00
513 111	Dry darkfield condenser D 0.80, # 84, with centering mount; on interchange carrier . . . . .	177.00
513 211	Funnel stop for fluorite objective FL 40x/0.85 . . . . .	3.60
513 212	Funnel stop for fluorite 54x/0.95 . . . . .	3.60
513 069	Funnel stop for achromatic objective 100x/1.30 and fluorite 95x/1.32 . . . . .	3.60
513 362	Funnel stop for achromatic objective 100x/1.30 (45mm) . . . . .	4.80



### PHASE CONTRAST CONDENSERS, ZERNIKE SYSTEM

513 140	Phase contrast condenser, PHACO # 402a, with aperture diaphragm, centering mount, swing-out top element Achr. 0.90 and revolving disc with lens for brightfield, central stop for darkfield and phase annular diaphragm for PHACO objectives 10x through 100x oil; on interchange carrier . . . . .	\$ 273.00
513 194	Phase contrast condenser, PHACO # 403c, with aperture diaphragm, centering mount, swing-out top element Apl Oil 1.25 and revolving disc with lens for brightfield, central stop for darkfield and phase annular diaphragms for PHACO objectives 40x and 100x oil; on interchange carrier . . . . .	315.00
513 186	Phase contrast condenser, PHACO # 405e, with aperture diaphragm, centering mount, swing-out top element Achr. 0.70/L4 and revolving disc with lens for brightfield, central stop for darkfield and phase annular diaphragms for PHACO objectives 10x through 100x oil; on interchange carrier . . . . .	299.00
513 196	Phase contrast condenser, PHACO # 406f, with aperture diaphragm, centering mount, swing-out top element A. 0.60/L11 and revolving disc with lens for brightfield and phase annular diaphragms for low and medium power PHACO objectives; on interchange carrier . . . . .	295.00
513 198	Phase contrast condenser, PHACO # 407g, with aperture diaphragm, centering mount, swing-out top element A. 0.45/L20 and revolving disc with lens for brightfield and phase annular diaphragms for low and medium power PHACO objectives; on interchange carrier . . . . .	305.00




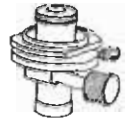
### PHASE CONTRAST-FLUORESCENCE CONDENSER, ZERNIKE SYSTEM

513 141	Phase contrast-fluorescence condenser, PHACO # 402aa, with aperture diaphragm, centering mount, swing-out top element Achr. 0.90 and revolving disc with lens for brightfield and phase annular diaphragms for normal phase contrast with PHACO 10x objective, phase contrast-UV fluorescence and phase contrast-blue fluorescence with the PHACO objectives 25x, 40x and 100x oil; on interchange carrier . . . . .	\$ 396.00
513 142	Orange contrast filter OG 2, mounted 50mm $\phi$ . . . . .	20.00

### PHASE ANNULAR DIAPHRAGMS FOR PHACO CONDENSERS

513 291	Set of phase annular diaphragms "A" . . . . .	\$ 77.00
513 289	Set of phase annular diaphragms "C" . . . . .	39.00
513 287	Set of phase annular diaphragms "E" . . . . .	57.00
513 288	Set of phase annular diaphragms "F" . . . . .	39.00
513 290	Set of phase annular diaphragms "G" . . . . .	39.00
513 286	Set of phase-fluorescence annular diaphragms "AA" . . . . .	165.00





**PHASE CONTRAST CONDENSER, HEINE SYSTEM**

513 125	Phase contrast condenser, Pv # 64, with control knob for the vertical adjustment of the mirror component through three intermediate settings (brightfield, phase contrast and darkfield), N.A. 0.25 to 0.70 and screw on immersion cap N.A. 1.40; on interchange carrier . . . . .	\$ 247.00
513 124	Holder with CB 16.5 and green filters . . . . .	\$ 15.00
513 030	Cover glass thickness gauge with graduation; 1 interval = 1/100mm . . . . .	47.00
513 128	Culture chamber 0.1mm depth . . . . .	25.00
513 129	Culture chamber 0.01mm depth . . . . .	32.00

**SIMPLE POLARIZING ACCESSORIES FOR DIALUX MICROSCOPE**

**A) For Series 600 Brightfield and 400 Phaco Condensers**

513 173	Filter polarizer in mount . . . . .	\$ 83.00
513 088	Holder for polarizer with slot to accept compensators . . . . .	36.00
513 334	Filter analyser . . . . .	<u>79.00</u>
		\$ 198.00

512 013	Simple attachable rotating stage . . . . .	\$ 41.00
513 089	Gypsum plate . . . . .	71.00
513 090	Mica plate . . . . .	60.00

**B) For #64 PV Condenser**

513 113	Filter polarizer in mount with slot to accept compensators . . . . .	\$ 65.00
513 334	Filter analyser . . . . .	<u>79.00</u>
		\$ 144.00

513 087	Filter polarizer on swing-out slide with slot to accept compensators . . . . .	\$ 140.00
513 334	Filter analyser . . . . .	<u>79.00</u>
		\$ 219.00

512 013	Simple attachable rotating stage . . . . .	\$ 41.00
513 083	Gypsum plate . . . . .	45.00
513 084	Mica plate . . . . .	35.00

**DRAWING ATTACHMENT**

513 330	Drawing attachment for DIALUX (without eyepiece) . . . . .	\$ 459.00
---------	--	-----------

**TRANSFORMERS**

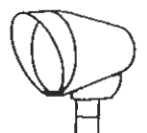
500 124	Regulating transformer with voltmeter for 6 volt 15 watt, 8 volt 5 watt or 6 volt 5 watt lamps; for connection to 110/120 volts, 60 cycles A.C. . . . .	\$ 92.00
500 099	Fixed transformer for 6 volt 15 watt, 8 volt 5 watt or 6 volt 5 watt lamps; for connection to 110/120 volts, 60 cycles A.C. . . . .	49.00


**MISCELLANEOUS ACCESSORIES AND REPLACEMENT PARTS**

512 349	Upright leatherette carrying case . . . . .	\$ 51.00
512 357	Flexible plastic protective dust cover . . . . .	2.00
500 012	Bulb 6 volts, 15 watts, bayonet base . . . . .	3.00

**VIEWING AND DEMONSTRATION SCREEN**

513 138	Viewing and demonstration screen 155mm $\phi$ with ground glass and fresnel lens, image erecting prism and built-in PERIPLAN widefield eyepiece GF 10xM . . . . .	\$ 512.00
---------	---	-----------





**ORTHOMAT-W, AUTOMATIC 35MM CAMERA WITH BUILT-IN ZOOM SYSTEM**


543 225 ORTHOMAT-W, Automatic Photomicrographic Camera, with built-in zoom system adjustable through the magnification range 6.3x to 10x with click stops at 6.3x, 8x and 10x; including photomultiplier tube; electromagnetic, vibration free shutter; automatic motor driven film advance and interchangeable film chamber for 35mm cassettes. Detail exposure measurement of 1% of field of view; or integral measurement of entire field. Fully transistorized control unit for automatic exposures from 1/200th of a second to 1/2 hour or more, with film speed setting for color or black and white; capable of solving the most complicated photographic task . . . . \$3,232.00

**RECOMMENDED EYEPIECES**

519 347 PERIPLAN widefield eyepieces, paired GF 12.5x MF, with adjustable eyelens and one with reticle OM 2 with concentric focusing rings and area markings circumscribing the photographic image area, field of view 18mm . . . . \$ 194.00

**OPTIONAL ACCESSORIES**

513 352 Low power focusing telescope . . . . \$ 87.00  
 543 073 Interchangeable film chamber . . . . 112.00  
 543 043 Base plate 600 x 450mm with four vibration absorbers . . . . \$ B9.00  
 543 184 Neutral density filter 6.3% (32mm diameter), mounted . . . . \$ 20.00  
 543 093 Neutral density filter 25% (32mm diameter), mounted . . . . 16.00



**UNIVERSAL CAMERA ATTACHMENT (35mm)**

543 201	Universal camera attachment with vibration-damped, synchronized central shutter with the usual speeds from 1/125 to 1 second, T, and B. Simultaneous focusing in the eyepiece and in the film plane. Lateral tube accepting the measuring eye of the Microsix exposure meter.	
	Complete with adapter tube for LEICA-M Cameras . . . . .	\$ 491.00
543 202	Same as above but for LEICAFLEX-SL . . . . .	\$ 477.00
543 200	Same as above but for Film Transport Housing (Included) . . . . .	\$ 540.00
519 315	Paired PERIPLANATIC eyepieces GF 12.5xMF with reticle circumscribing the photographic image area . . . . .	\$ 194.00
543 195	Adapter tube for LEICA-M (included with cat. # 543 201) . . . . .	\$ 39.00
543 196	Adapter tube for LEICAFLEX-SL (included with cat. # 543 202) . . . . .	28.00
543 058	MICROSIX-L exposure meter with measuring eye . . . . .	\$ 187.00

**35MM CAMERA BODIES**

10,103	LEICA MDa camera body . . . . .	\$ 334.00
10,400	LEICA M4 camera body . . . . .	450.00
10,402	LEICA M4 camera body, in black finish . . . . .	480.00
10,011	LEICAFLEX-SL camera body . . . . .	675.00
10,012	LEICAFLEX-SL camera body, in black finish . . . . .	729.00
543 077	Film Transport Housing . . . . .	101.00
14,067	Cable release with locking screw . . . . .	\$ 3.90
14,070	Cable release 10 in. . . . .	3.90



**MICROPHOTOGRAPHY WITH THE POLAROID LAND CAMERA**



**POLAROID CB 100 FOR 3 1/4" x 4 1/4" FILM PACK**

- 054 022 Micro camera attachment with lateral observation and focusing telescope, swing-in, swing-out prism 75%/25%, anti-vibration mounted shutter with speeds of 1 to 1/125th second and time, two cable releases and PERIPLAN eyepiece 10x. Extension cone with permanently mounted POLAROID camera back, model CB 100, for 3 1/4" x 4 1/4" black and white or color film pack . . . . . \$ 527.00



**POLAROID 500 FOR 4" X 5" SINGLE SHEET FILM**


054 025	Micro camera attachment with lateral observation and focusing telescope with reticle for 4 x 5" film format, swing-in, swing-out prism 75%/25%, anti-vibration mounted shutter with speeds of 1 to 1/125th seconds and time, two cable releases and PERIPLAN eyepiece 10x. Extension cone with frame to accept the POLAROID camera back, model # 545 . . . . .	\$ 487.00
054 338	POLAROID land film holder, model # 545, for 4 x 5" single sheet film . . . . .	\$ 59.00
		\$ 546.00



## LEITZ INVERTED MICROSCOPE

### BINOCULAR INVERTED MICROSCOPE

520 201	Stand for INVERTED Microscope with image erecting optical system, rack and pinion focusing adjustment of the object stage, circular object stage 180mm $\phi$ with two stage insets with 7mm and 14mm aperture and stage inset with wedge shaped groove for holding test tubes in an inclined position; interchangeable binocular observation tube and flexible plastic protective dust cover . . . . .	\$1,103.00
512 067	Quadruple revolving objective nosepiece on interchange carrier 7.4. - . . . . .	69.00
519 036	Achromatic dry objective, 3.5x/0.10, focal length 32mm, free working distance 22mm . . . . .	31.00
519 001	Achromatic dry objective, 6x/0.18, focal length 23mm, free working distance 17mm . . . . .	49.00
519 004	Achromatic dry objective, 10x/0.25, focal length 16mm, free working distance 5.3mm . . . . .	43.00
519 129	PERIPLAN eyepieces, paired 10x <sup>0</sup> , field of view 18mm . . . . .	38.00
520 029	Low voltage lamp 6 volts 30 watts with centerable lamp socket; focusable condenser lens, iris diaphragm, blue and ground glass filters; adjustable on upright column mounted to the base of the inverted microscope stand . . . . .	193.00
500 101	Combination regulating transformer with ammeter 6 volts, 5 amps and dual fixed transformer 8 volts 5 watts; for connection to 110/120 volts, 60 cycles A.C. . . . .	147.00
		<u>\$1,673.00</u>
520 023	Mahogany cabinet for INVERTED Microscope . . . . .	\$ 50.00



### ALTERNATE OPTICAL EQUIPMENT FOR MAXIMUM FLATNESS OF FIELD

512 067	Quadruple revolving objective nosepiece on interchange carrier 7.4. - . . . . .	\$ 69.00
519 049	Achromatic dry plano objective, PI 2.5x/0.08, focal length 56mm, free working distance 11mm . . . . .	79.00
519 176	Fluorite dry plano objective, PI FI 4x/0.14, focal length 40mm, free working distance 14mm . . . . .	177.00
519 175	Fluorite dry plano objective, PI FI 10x/0.30, focal length 18mm, free working distance 6.9mm . . . . .	255.00
519 142	PERIPLAN widefield eyepieces, paired GF 10x, field of view 18mm . . . . .	106.00
519 053	PERIPLAN widefield eyepieces, paired GF 12.5x, field of view 18mm . . . . .	134.00
519 143	PERIPLAN widefield eyepieces, paired GF 16x, field of view 15mm . . . . .	134.00
		<u>\$ 954.00</u>

### MONOCULAR INVERTED MICROSCOPE

520 200	Stand for INVERTED Microscope with image erecting optical system, rack and pinion focusing adjustment of the object stage, circular object stage 180mm $\phi$ with two stage insets with 7mm and 14mm aperture and stage inset with wedge shaped groove for holding test tubes in an inclined position, interchangeable 30mm $\phi$ monocular observation tube with reducing adapter for 23.2mm $\phi$ eyepieces and flexible plastic protective dust cover . . . . .	\$ 760.00
512 067	Quadruple revolving objective nosepiece on interchange carrier 7.4. . . . .	69.00
519 036	Achromatic dry objective, 3.5x/0.10, focal length 32mm, free working distance 22mm . . . . .	31.00
519 001	Achromatic dry objective, 6x/0.18, focal length 23mm, free working distance 17mm . . . . .	49.00
519 004	Achromatic dry objective, 10x/0.25, focal length 16mm, free working distance 5.3mm . . . . .	43.00
559 001	Huygens eyepiece 30mm $\phi$ , single P 6.3x with adjustable eyelens, field of view 21mm . . . . .	49.00
519 910	Eyepiece reticle 10mm = 100 divisions and crosslines . . . . .	33.00
520 029	Low voltage lamp 6 volts 30 watts with centerable lamp socket; focusable condenser lens, iris diaphragm, blue and ground glass filters; adjustable on upright-column mounted to the base of the inverted microscope stand . . . . .	193.00
500 101	Combination regulating transformer with ammeter 6 volts, 5 amps and dual fixed transformer 8 volts 5 watts; for connection to 110/120 volts, 60 cycles A.C. . . . .	147.00
		<u>\$1,284.00</u>
520 023	Mahogany cabinet for INVERTED Microscope . . . . .	\$ 50.00

### SPECIAL LONG WORKING DISTANCE UM OBJECTIVES WITH BUILT-IN IRIS DIAPHRAGM

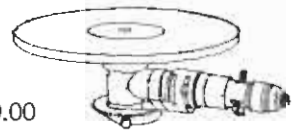
559 002	Special objective, (UM 5) 3.2x/0.07 with built-in iris diaphragm, focal length 34mm, free working distance 14mm . . . . .	\$ 96.00
559 003	Special objective, (UM 10) 6.4x/0.15 with built-in iris diaphragm, focal length 23mm, free working distance 14mm . . . . .	96.00
559 004	Special objective, (UM 20) 13x/0.22 with built-in iris diaphragm, focal length 12mm, free working distance 14mm . . . . .	160.00
559 005	Special objective, (UM 32) 20x/0.20 with built-in iris diaphragm, focal length 8.2mm, free working distance 15mm . . . . .	160.00
559 016	Special objective, (UMK 32) 20x/0.40 with built-in iris diaphragm, focal length 8.5mm, free working distance 6.3mm . . . . .	181.00
559 040	Special objective, (UMK 50) 32x/0.40 with built-in iris diaphragm, focal length 5.1mm, free working distance 6.1mm . . . . .	208.00

**EQUIPMENT FOR PHASE CONTRAST**

052 342	Dovetail carrier with rack and pinion focusing motion and clamping bracket fitting upright column of illuminator . . . . .	\$ 203.00
513 125	Phase contrast condenser #64 with control knob for the vertical adjustment of the mirror component (N.A. 0.25 to 0.70) and screw on immersion cap (N.A. 0.50 to 1.40); on interchange carrier . . . . .	247.00
519 149	Achromatic dry phase objective, Pv 10x/0.25 normal contrast, focal length 16mm, free working distance 5.4mm . . . . .	104.00
519 150	Achromatic dry phase objective, Pv 25x/0.50 normal contrast, focal length 7.1mm, free working distance 0.72mm, with spring loaded mount . . . . .	169.00
513 352	Magnifier for focusing the phase ring . . . . .	87.00
		<u>\$ 810.00</u>


**ULTROPAK EQUIPMENT**

513 220	ULTROPAK Illuminator with built-in ring mirror, heat absorbing filter, two sector diaphragms (90° to 180° and 180° to 360°), slot to accept polarizer and bayonet objective changing device. Built-in low voltage lamp 6 volts 15 watts with daylight conversion filter CB 16.5, ground glass and green filters 7.127. - .36 . . . . .	\$ 360.00
513 182	Achromatic dry objective, UO 4x/0.10 with ring condenser, focal length 3.4mm, free working distance 13mm . . . . .	103.00
513 004	Achromatic dry objective, UO 6.5x/0.18 with ring condenser, focal length 25mm, free working distance 16mm . . . . .	128.00
513 005	Achromatic dry objective, UO 11x/0.25 with ring condenser, focal length 16mm, free working distance 5.6mm . . . . .	155.00
500 124	Regulating transformer with voltmeter for 6 volt 15 watt, 8 volt 5 watt or 6 volt 5 watt lamps; for connection to 110 volts, 60 cycles A.C. . . . .	92.00
		<u>\$ 838.00</u>
513 173	Filter polarizer in mount . . . . .	\$ 83.00
520 034	Filter analyser . . . . .	77.00



**ACCESSORIES AND INTERCHANGEABLE COMPONENTS**

520 018	Interchangeable wide diameter (30mm) monocular observation tube . . . . .	\$ 43.00
520 017	Interchangeable binocular observation tube . . . . .	396.00
520 114	Special interchangeable monocular observation tube with facilities to accept the 35mm automatic camera ORTHOMAT . . . . .	260.00
520 023	Mahogany cabinet for INVERTED Microscope . . . . .	50.00
512 039	Flexible plastic protective dust cover . . . . .	4.00
500 011	Bulb 6 volts 30 watts . . . . .	\$ 3.00
514 088	Blue filter . . . . .	7.00
514 089	Ground glass filter . . . . .	4.00
500 007	Bulb 40 watt 110 volts (for earlier models equipped with illuminator, catalog #520 029) . . . . .	\$ 1.00



## BINOCLAR MEDICAL AND LABORATORY MICROSCOPE SM-LUX

Modern broad-base microscope stand SM-LUX, made of corrosion free cast aluminum, with single knob combined coarse and fine focusing adjustment with vertical travel of 33mm to an accuracy of  $2\mu\text{m}$ . Precision tube changing device to accept either binocular or monocular tubes and flexible plastic protective dust cover

Quintuple revolving objective nosepiece on ball bearings 0.5.-

Dovetail carrier for the interchange of condensers, with rack and pinion for the adjustment in the height of the condenser -.5.-

Built-into the base illuminating and condensing system, as well as built-into the base transformer and continuously variable rheostat, on-off switch; with precentered 6 volt 5 watt low voltage lamp, field diaphragm for Koehler illumination, blue and ground glass filters; for connection to 110 volts, 60 cycles A.C. -.33

Permanently mounted object stage No. 16, 130 x 125mm, with attached mechanical stage with low set coaxial control knobs; traversing area 76 x 50mm

051 102	LEITZ MICROSCOPE SM-LUX 0.5.5.33 - 16/- AS DESCRIBED ABOVE . . . . .	\$ 434.00
512 348	Interchangeable binocular observation tube S, rotating through $360^\circ$ , adjustable interpupillary distances from 55 to 75mm and 1X magnification factor. The tube length can be individually adjusted on each eyepiece tube . . . . .	315.00
512 137	Swing-out condenser No. 601L with lower element, aperture diaphragm, centering mount and interchangeable top element <u>As 0.90</u> ; on interchange carrier . . . . .	<u>97.00</u>
	LEITZ BINOCLAR MEDICAL AND LABORATORY MICROSCOPE SM-LUX 0.5.5.33 S 16/601L AS DESCRIBED ABOVE . . . . .	\$ 846.00

### Optical Equipment NJ 1 BINO

519 292	Achromatic dry objective, 4x/0.12, focal length 32mm, free working distance 24mm . . . . .	\$ 33.00
519 293	Achromatic dry objective 10x/0.25, focal length 17mm, free working distance 7.6mm . . . . .	47.00
519 294	Achromatic dry objective, 40x/0.65, focal length 4.6mm, free working distance 0.47mm, with spring loaded mount . . . . .	71.00
519 295	Achromatic oil immersion objective, Oil 100x/1.30, focal length 1.9mm, free working distance 0.08mm, with spring loaded mount . . . . .	124.00
519 318	PERIPLAN compensating eyepieces, paired NF 10x, field of view 18mm . . . . .	<u>70.00</u>
	LEITZ BINOCLAR MEDICAL AND LABORATORY MICROSCOPE SM-LUX 0.5.5.33 S 16/601L COMPLETE WITH OPTICAL EQUIPMENT NJ 1 BINO AS DESCRIBED ABOVE . . . . .	\$1,191.00

### Note:

The above microscope can also be supplied with the plain object stage No. 24 in place of the mechanical stage No. 16. In this case, the basic microscope stand No. 051 102, is replaced by the following:

051 104	LEITZ MICROSCOPE SM-LUX 0.5.5.33 - 24/- . . . . .	\$ 335.00
---------	---	-----------

### Optional

512 349	Upright leatherette carrying case . . . . .	\$ 51.00
---------	---	----------



### THE LEITZ PHOTROMETER MODEL M

The LEITZ PHOTROMETER is a classic filter photometer or photoelectric colorimeter. Its design is based upon a constant light source, narrow band, non-fading filters, and a pre-aged photocell matched to an extremely sensitive micro-ammeter. Its rugged construction and proven dependability make it well suited for the colorimetric measurements performed by physicians, hospitals, clinical laboratories, etc.

## LEITZ PHOTROMETER MODEL M

Complete in gray enameled die-cast housing with plastic dust cover; all working parts mounted on precision case aluminum base; die cast main mounting bracket - precision molded plastic cuvette holder accommodating 10 x 10mm square cuvettes and 13mm round ampules - spring-mounted front surfaced spherical focusing mirror - special stainless steel backed lamp socket base with 6 volt, prefocused spherical light bulb with soldered leads and male plug - built-in combination transformer - voltage stabilizer - dual mirror backed scale microammeter - built-in filter wheel with eleven narrow pass-band compound solid glass filters - on-off toggle switch and panel light - 115 volt molded line cord.

The Photrometer contains a universal power supply designed to operate on 120 or 220 volts. In addition, the input power supply frequency can either be 50 or 60 cycles. An appropriate wiring diagram is included to modify the unit to accommodate different power conditions. The unit will be supplied with the following factory wired characteristics:

92,320 LEITZ Photrometer, model M, complete with dual cuvette holder, spare bulb, standard operating handbook and protective dust cover; wired for 115 volts, 60 cycles . . . . . \$ 381.00

### NOTE:

THE LEITZ PHOTROMETER, MODEL M, IS EQUIPPED WITH A DUAL CUVETTE HOLDER ACCEPTING EITHER THE LEITZ PRECISION 10 X 10MM SQUARE CELL OR THE "13"MM DISPOSABLE ROUND AMPULES OF THE WAMPOLE LABORATORIES\* PREAGENT SYSTEM.

A SAMPLE PREAGENT KIT WILL BE SUPPLIED FREE OF CHARGE BY WAMPOLE LABORATORIES WITH THE PURCHASE OF A NEW MODEL M LEITZ PHOTROMETER.

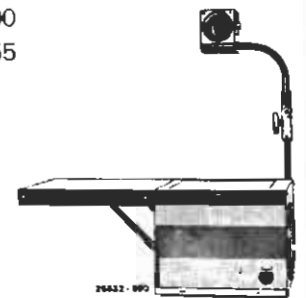
\*Wampole Laboratories, 35 Commerce Road, Stamford, Connecticut 06904

### OPTIONAL ACCESSORIES

94,506	Cuvette, 10 x 10mm square, 10mm light path, total capacity 9.0ml . . . . .	\$	5.40
94,515	Cuvette, 10 x 10mm square, filled with distilled water and sealed . . . . .		6.60
94,627	Flow Thru Cuvette, 10 x 10mm square . . . . .		9.00
94,542	Yellow Color Standard, sealed into cuvette for checking reproducibility of instrument . . . . .		6.60
94,512	Cuvette, 20 x 20mm square, 20mm light path, total capacity 45ml . . . . .		15.00
94,533	Cuvette Rack, stainless steel, for sixteen 5 x 10mm or 10 x 10mm cuvettes . . . . .		9.60
92,333	Round Cell Adapter for Dow Diagnostest System (13.1 - 13.7mm od) . . . . .		8.00
92,330	Dual cuvette holder accepting 10 x 10mm square cuvettes or "13"mm round cells (as replacement) . . . . .		5.25
94,529	Light Bulbs, 6 volts, with soldered leads and male plug, package of 5 . . . . .	\$	12.50
94,563	Pipette, Oxyhemoglobin, "Combination," with two graduations, for ratio of 0.025 parts blood to 5.025 parts total solution . . . . .	\$	3.45
94,560	Pipette, Cyanmethernoglobin, "Combination," with two graduations, for ratio of 0.020 parts blood to 5.020 parts total solution . . . . .		3.45
94,556	Pipettes, "to contain" 0.020ml, for Cyanmethemoglobin, package of 3 . . . . .		6.30
94,548	Pipettes, "to contain" 0.025ml, for Oxyhemoglobin, package of 3 . . . . .		5.55
94,582	Blood Sugar Tubes, Folin-Wu, graduated at 12.5ml and 25ml, package of 6 . . . . .	\$	10.20
94,594	Urea Nitrogen Tubes, pyrex, graduated at 22.5ml and 25ml, package of 6 . . . . .		13.50
94,598	Filter Paper, Whatman, # 40, 12.5cm, package . . . . .		4.50

## LEITZ UNIVERSAL WRITING AND DEMONSTRATION PROJECTOR DIASCRIPTOR 4

33,801	UNIVERSAL WRITING AND DEMONSTRATION PROJECTOR DIASCRIPTOR 4 in self contained transportation case with 360 x 350mm preparation shelf, 650 watt 110 volt bulb and cooling system. Condenser system consisting of Fresnel lens and cold light reflector; vertical adjustment for optimum illumination and image quality. Projection lens, 350mm SCRIPTAR, adjustable 30° without loss of intensity or image distortion. Self locking rapid eccentric clamp for the carrying column, knurled knob for focusing the projection lens and impact proof Sekurit glass plate; writing area 252 x 252mm . . . . .	\$ 519.00
33,834	Glare shield . . . . .	11.00
33,835	Flexible plastic protective dust cover . . . . .	6.00
33,820	Writing foil attachment, pair . . . . .	\$ 32.00
33,821	Film spools (two required) . . . . .	4.00
33,822	Transparent foil, 15m roll . . . . .	8.00
33,823	Transparent foil, 30m roll . . . . .	16.00
33,824	Transparent foil, 50m roll . . . . .	25.00
33,831	Set of transparent sheets (box of 25) . . . . .	\$ 10.00
33,836	Case for accessories . . . . .	\$ 44.00
98,724	Halogen bulb 650 watt, 110 volts A.C. . . . .	\$ 9.55



**LEITZ MICROPROJECTOR DIALUX EQUIPPED WITH ACHROMATIC OBJECTIVES**

Modern broad-base microscope stand DIALUX, made of corrosion free cast aluminum, with dual knob coaxial coarse and fine focusing adjustment; vertical travel of 33mm to an accuracy of 2µm. Precision tube-changing device for interchangeable tubes; the tubes are rotatable through 360°. Flexible plastic protective dust cover.

Dovetail carrier for the interchange of condensers, with rack and pinion for the adjustment in the height of the condenser --.5.-

Built-in mechanical stage No. 76, 160 x 138mm, with scales and verniers and low set coaxial controls; traversing area 76 x 50mm

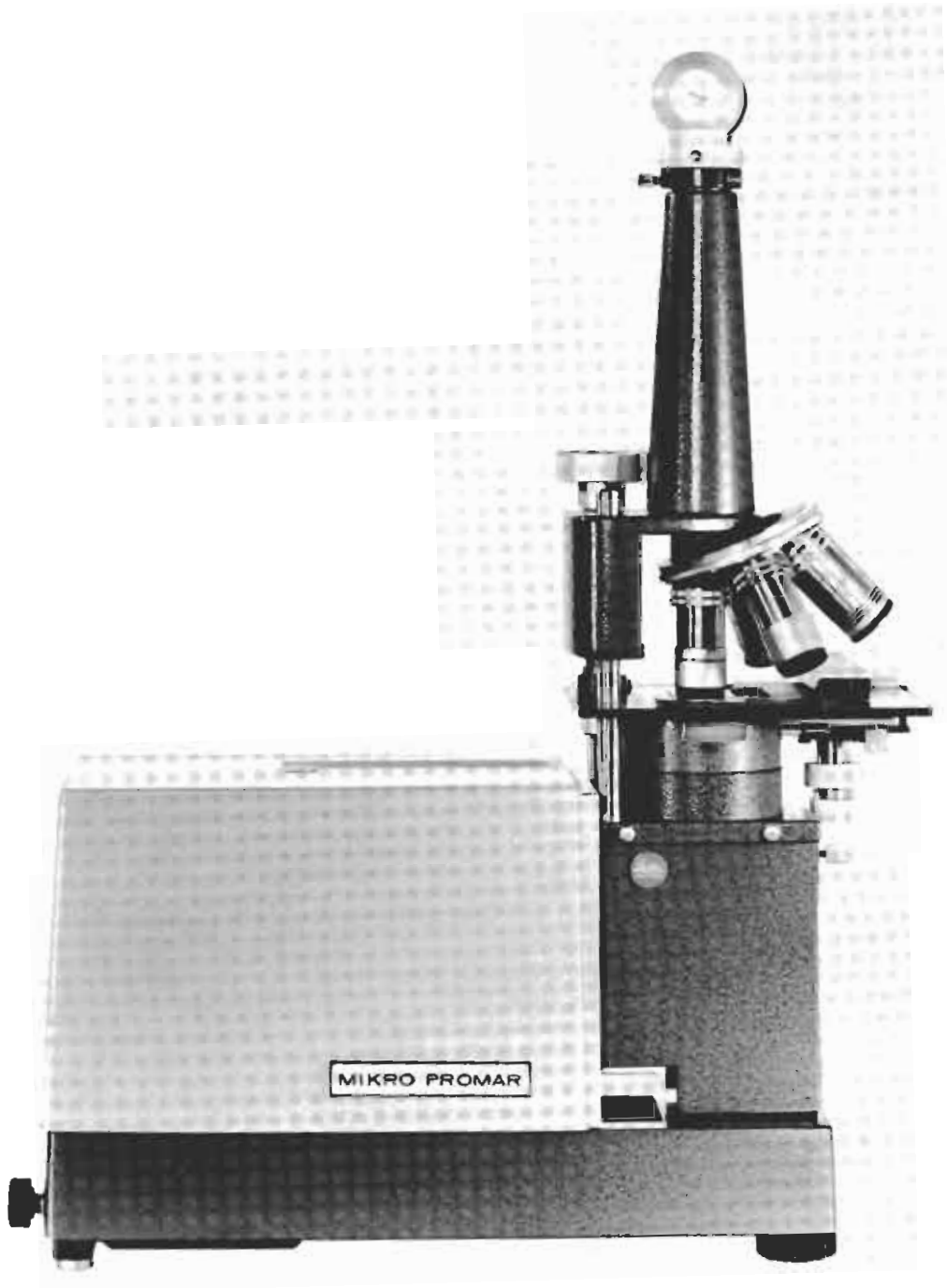
051 165	LEITZ LABORATORY MICROSCOPE DIALUX --.5. - 76/-AS DESCRIBED ABOVE . . . . .	\$ 647.00
512 425	Interchangeable quintuple revolving nosepiece 7.5.- . . . . .	65.00
512 358	Interchangeable straight monocular tube O . . . . .	40.00
512 085	Swing-out condenser No. 601, with aperture diaphragm, centering mount and interchangeable top element As 0.90; on interchange carrier . . . . .	84.00
	LEITZ BINOCULAR LABORATORY MICROSCOPE DIALUX 7.5.5.- 0/76/601 AS DESCRIBED ABOVE . . . . .	\$ 836.00

**Optical Equipment**

519 292	Achromatic dry objective, 4x/0.12, focal length 32mm, free working distance 24mm	\$ 33.00
519 293	Achromatic dry objective, 10x/0.25, focal length 17mm, free working distance 7.6mm . . . . .	47.00
519 301	Achromatic dry objective 25x/0.50, focal length 7.2mm, free working distance 0.44mm . . . . .	87.00
519 294	Achromatic dry objective, 40x/0.65, focal length 4.6mm, free working distance 0.28mm, with spring loaded mount . . . . .	71.00
592 021	PERIPLAN projection eyepiece 4x . . . . .	56.00
513 342	Adjustable projection prism . . . . .	61.00

**Illumination System, 250W Halogen Lamp**

051 420	Universal Lamp Housing Model No. 250 with filter changing device, reflector and two-lens collector. Base "L" with carrier plate No. 17 for the proper elevation of the microscope (DIALUX), and the mirror housing. Lamp socket, P 28 S and 250W halogen lamp; including heat absorbing filter KG 1 unmounted, diffusion disc N mounted, neutral density filter 2% mounted, spectral filter K 380 mounted, spectral filter K 420 mounted. Mirror housing No. 15S with swing-out deflecting mirror for the reception of low voltage lamp. Flexible plastic dust cover . . . . .	\$1,059.00
514 393	Light shielding device for DIALUX Microprojector . . . . .	47.00
	LEITZ MICROPROJECTOR DIALUX 7.5.5. - 0/76/601 COMPLETE WITH OPTICAL AND ILLUMINATION EQUIPMENT AS DESCRIBED ABOVE . . . . .	\$2,297.00
050 222	Power unit for halogen lamp; for connection to 110/120 volts, 60 cycles A.C. . . . .	221.00
		<u>\$2,518.00</u>
051 390	Ektalite projection screen 40 x 40 inches . . . . .	\$ 90.00
514 156	Lamp socket P 28 S for the 250W halogen bulb (as replacement) . . . . .	\$ 29.00
500 074	Halogen bulb 250W (as replacement) . . . . .	159.00



**LEITZ MICRO-PROMAR**

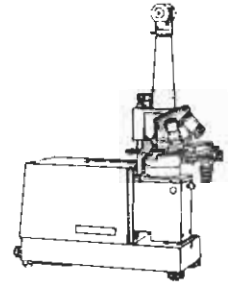
**A) Equipped with Plano Objectives**

590 051 MICRO-PROMAR with lamp housing and 24 volt, 250 watt Halogen low-voltage lamp, built-in transformer with fan and four-step selector switch; illumination system consisting of reflector, collector, mirror housing with cold-light interference mirror; adjustable diaphragm with diffusion lens for optimum cooling of the specimen area; vertical micro attachment with microscope carrier and object stage with attached mechanical stage; quadruple revolving nosepiece with the following objectives:

- PI 2.5/0.08
- NPI 6.3/0.20
- NPI 16/0.40
- NPI 25/0.50

All objectives are fitted with an anti-glare hood.  
 Also included are projection eyepiece P 4x, with attached projection prism, mains cable, and dust cover.

MICRO-PROMAR WITH PLANO OBJECTIVES AS DESCRIBED ABOVE . . . . . \$1,266.00



**B) Equipped with Achromats**

051 395 MICRO-PROMAR with lamp housing and 24 volt, 250 watt Halogen low-voltage lamp, built-in transformer with fan and four-step selector switch; illumination system consisting of reflector, collector, mirror housing with cold-light interference mirror; adjustable diaphragm with diffusion lens for optimum cooling of the specimen area; vertical micro attachment with microscope carrier and object stage with attached mechanical stage; quadruple revolving nosepiece with the following objectives:

- 4/0.12
- 10/0.25
- 25/0.50
- 40/0.65

All objectives are fitted with an anti-glare hood.  
 Also included are projection eyepiece P 4x, with attached projection prism, mains cable, and dust cover.

MICRO-PROMAR WITH ACHROMATS AS DESCRIBED ABOVE . . . . . \$ 997.00

- 590 910 Tungsten Halogen lamp, 24 volt, 250 watt (as replacement) . . . . . \$ 10.20
- 37,850 Culture chamber, depth 1mm . . . . . 25.00
- 37,857 Culture chamber, depth 2mm . . . . . 25.00
- 37,858 Culture chamber, depth 3mm . . . . . 25.00
- 37,859 Culture chamber, depth 4mm . . . . . 25.00

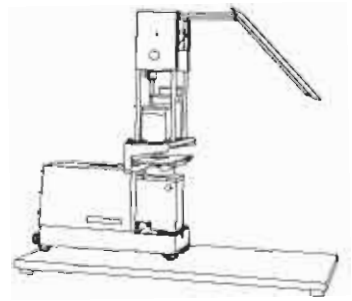
**OPTIONAL**

DEPENDING ON THE PROJECTION DISTANCE AND SCREEN SIZE, THE FOLLOWING EYEPIECES CAN ALSO BE USED:

- 519 185 Projection eyepiece P 6.3x . . . . . \$ 47.00
- 519 137 Projection eyepiece P GF 10x . . . . . 53.00
- 051 390 Ektalite projection screen 40 x 40 inches . . . . . 90.00



**LEITZ MACRO-PROMAR**



590 045	Macro Projector, PROMAR, with base plate and PRADO-UNIVERSAL projector with low voltage halogen lamp 24 volt, 250 watt, two path blower, voltage selector 100-240 volt, supply-line cord, illuminating system with reflector and aspherical condenser, and heat absorption filter; mirror housing with upright bars and two adjustable projection mirrors, object stage and three objectives, MILARON 50mm, 90mm and 120mm on changing slide	\$1,173.00
590 049	Attachable slide guide for 2" x 2" slides	8.60
590 048	Dust cover	7.40
590 910	Tungsten halogen lamp, 24 volt, 250 watt (as replacement)	10.20




Subdued reading light



Attachable slide guide on the object stage


**Note:**

See next page for **PRADD-UNIVERSAL PROJECTOR** Equipped for 2" x 2" Slide Projection





**PRADO-UNIVERSAL PROJECTOR EQUIPPED FOR 2 X 2" SLIDE PROJECTION**

31,620	PRADO-UNIVERSAL Projector for slides in 2 x 2" mounts, with low voltage halogen lamp 24 volt, 250 watt, two path blower, voltage selector 100-240 volt, supply-line cord, illuminating system with reflector and aspherical condenser, heat absorption filter; complete with front assembly, slider changer and 90mm COLORPLAN f/2.5 projection lens, appropriate focusing mount and field condenser	\$ 288.00
31,621	PRADO-UNIVERSAL Projector as described under catalog No. 31,620, however with 120mm HEKTOR f/2.5 projection lens . . . . .	312.00
31,622	PRADO-UNIVERSAL Projector as described under catalog No. 31,620, however with 150mm ELMARON f/2.8 projection lens . . . . .	315.00



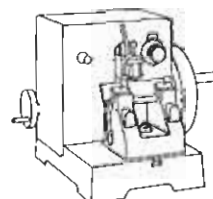
**OPTIONAL ACCESSORIES AND COMPONENTS FOR 2 X 2" SLIDE PROJECTION**

32,402	Front attachment only . . . . .	\$ 12.00
37,849	Manual slide changer for 2 x 2" slides . . . . .	\$ 7.50
37,868	Film strip carrier for 24 x 36mm with mask 18 x 24mm . . . . .	21.00
37,041	Projection lens, ELMARON 35mm f/2.8, without focusing mount . . . . .	\$ 108.00
37,051	Projection lens, ELMARON 50mm f/2.8, without focusing mount . . . . .	60.00
37,010	Projection lens, COLORPLAN 90mm f/2.5, without focusing mount . . . . .	60.00
37,020	Projection lens, HEKTOR 120mm f/2.5, without focusing mount . . . . .	84.00
37,030	Projection lens, ELMARON 150mm f/2.8, without focusing mount . . . . .	81.00
37,119	Focusing mount for 35 or 50mm projection lenses . . . . .	\$ 6.90
37,120	Focusing mount for 90 or 120mm projection lenses . . . . .	6.90
37,121	Focusing mount for 150mm projection lens . . . . .	12.00
37,216	Field condenser for use with 35 and 50mm projection lenses . . . . .	\$ 12.00
37,215	Field condenser for use with 90 and 120mm projection lenses . . . . .	12.00
37,214	Field condenser for use with 150mm projection lens . . . . .	12.00
37,656	Supply-line cord . . . . .	\$ 5.10
37,723	Halogen low voltage lamp 24 volt, 250 watt . . . . .	\$ 10.20
37,942	Carrying case for PRADO-UNIVERSAL with lenses up to 150mm focus (not for use with micro attachments) . . . . .	\$ 51.00



**MINOT ROTARY MICROTOME NO. 1212 (1-25 MICRONS)**

530 180	Minot Rotary Microtome No. 1212 with automatic specimen feed and graduated drum head for adjusting the cutting thickness from 1 to 12 microns. Rapid advance coarse adjustment of the specimen with lever positioned on the left side of the housing. Finely counter balanced wheel for ease of operation. Heavy duty knife block, adjustable knife clamp and scale for reading the inclination of the knife (530 135), ball and socket clamp for quick orientation of the sample. Object clamp (530 135), paraffin stage 30mm $\phi$ (530 137); pair of knife guards (530 101). The microtome is set on a large heavy base with rubber feet and enclosed in a protective cast metal housing; including protective dust cover (530 006) . . . . .	\$1,752.00
530 052	Simple strop, single faced leather on wooden base, 36cm length . . . . .	21.00
530 097	Minot microtome knife 170mm length, width 36mm, wedge shaped . . . . .	49.00
530 084	Plastic stropping bevel for Minot knife, 170mm length . . . . .	8.00
530 039	Knife handle for knives with screw thread and/or knives with shaft . . . . .	8.00
	LEITZ MINOT ROTARY MICROTOME NO. 1212 FOR PARAFFIN SECTIONS, complete as described above . . . . .	<u>\$1,838.00</u>





**MINOT ROTARY MICROTOME NO. 1212 (1-25 MICRONS) WITH AUTOMATIC CONVEYOR BELT**

530 180	Minot Rotary Microtome No. 1212 as described above . . . . .	\$1,752.00
530 052	Simple strop, single faced leather on wooden base, 36cm length . . . . .	21.00
530 097	Minot microtome knife 170mm length, wedge shaped . . . . .	49.00
530 084	Plastic stropping bevel for Minot knife, 170mm length . . . . .	8.00
530 039	Knife handle for knives with screw thread and/or knives with shaft . . . . .	8.00
530 061	Automatic conveyor belt with cable release . . . . .	<u>188.00</u>
	LEITZ MINOT ROTARY MICROTOME NO. 1212 WITH AUTOMATIC CONVEYOR BELT, FOR PARAFFIN SECTIONS, complete as described above . .	<u>\$2,026.00</u>

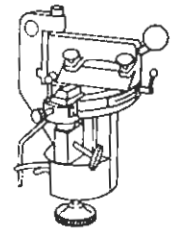
**OPTIONAL ACCESSORIES AND SPARE PARTS FOR MINOT MICROTOME NO. 1212**

530 045	Razor blade holder . . . . .	\$ 45.00
530 052	Strop . . . . .	21.00
530 053	Stropping paste . . . . .	1.60
530 011	Special clamping device with V shaped slot for paraffin stage . . . . .	37.00
530 138	Paraffin stage 25mm $\phi$ . . . . .	7.00
530 137	Paraffin stage 30mm $\phi$ . . . . .	7.00
530 006	Protective dust cover . . . . .	4.00
530 260	Motor drive consisting of: baseplate with motor and control unit . . . . .	885.00
	The MINOT microtome with motor drive and knife 530 097 or knife 530 165 cuts undecalcified bone sections up to 5 x 5mm	



**SMALL LABORATORY FREEZING MICROTOME NO. 1213 (5-50 MICRONS)**

530 181	Laboratory Microtome No. 1213 with movable knife holder on ball bearings with guide track; thickness of specimens adjustable between 5 and 50 microns. Automatic specimen feed, enclosed micrometer mechanism, and object clamp (530 140). Dust cover (530 005) . . . . .	\$ 439.00
530 098	Knife 90mm length, width 36mm, wedge shaped . . . . .	24.00
530 083	Plastic stropping bevel for knife, 90mm length . . . . .	5.00
530 039	Knife handle for knives with screw thread and/or knives with shaft . . . . .	8.00
530 054	Zimmer strop, four faced (three leather and one hone), 20mm length . . . . .	16.00
	<b>LEITZ SMALL LABORATORY MICROTOME NO. 1213 FOR PARAFFIN SECTIONS, complete as described above . . . . .</b>	<b>\$ 492.00</b>
530 068	Carbon dioxide freezing attachment with 35mm $\phi$ freezing stage . . . . .	120.00
	<b>LEITZ SMALL LABORATORY FREEZING MICROTOME NO. 1213 FOR PARAFFIN AND FROZEN SECTIONS, complete as described above . . . . .</b>	<b>\$ 612.00</b>
530 049	Knife cooling attachment with CO <sub>2</sub> connecting tube . . . . .	145.00
	<b>LEITZ SMALL LABORATORY FREEZING MICROTOME NO. 1213 FOR PARAFFIN AND FROZEN SECTIONS, complete with KNIFE COOLING ATTACHMENT as described above . . . . .</b>	<b>\$ 757.00</b>

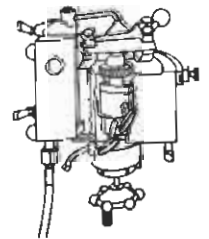


**OPTIONAL ACCESSORIES AND SPARE PARTS FOR SMALL FREEZING MICROTOME NO. 1213**

530 141	Freezing stage 35mm $\phi$ . . . . .	\$ 52.00
530 089	CO <sub>2</sub> tubes for stage No. 530 141 . . . . .	49.00
530 103	Connecting tube . . . . .	19.00
530 068	CARBON DIOXIDE FREEZING ATTACHMENT, as described above . . . . .	\$ 120.00
530 046	Razor blade holder . . . . .	39.00
530 005	Dust cover . . . . .	6.00
530 039	Knife handle for knives with screw thread and/or knives with shaft . . . . .	8.00

**LARGE FREEZING MICROTOME NO. 1310 (2.5 - 50 MICRONS)**

530 254	Large Freezing Microtome No. 1310 with built-in freezing arrangement for the specimen and knife cooler; microtome mechanism for setting the cutting thickness 2.5 to 50 microns. Standard 50mm circular freezing stage (530 034), catch basin for specimen (530 185), connecting tube for CO <sub>2</sub> (530 080), dust cover (530 004) . . . . .	\$1,034.00
530 031	Knife 110mm length, width 32mm, wedge shaped . . . . .	32.00
530 080	Plastic stropping bevel for knife, 110mm length . . . . .	5.00
530 039	Knife handle for knives with screw thread and/or knives with shaft . . . . .	8.00
530 052	Simple strop, single faced leather on wooden base, 36mm length . . . . .	21.00
	<b>LEITZ LARGE FREEZING MICROTOME NO. 1310 FOR PARAFFIN AND FROZEN SECTIONS, complete as described above . . . . .</b>	<b>\$1,100.00</b>



**OPTIONAL EQUIPMENT AND SPARE PARTS FOR MICROTOME NO. 1310**

530 033	Tilting freezing stage 50mm $\phi$ . . . . .	\$ 87.00
530 034	Circular freezing stage 50mm $\phi$ (included in No. 530 254) . . . . .	39.00
530 027	Circular freezing stage 35mm $\phi$ . . . . .	31.00
530 035	Tilting object clamp for paraffin sections . . . . .	81.00
530 032	Special freezing stage 50mm $\phi$ for cutting with or without knife cooler . . . . .	51.00
530 028	Simple object stage 35mm $\phi$ for paraffin sections . . . . .	17.00
530 046	Razor blade holder . . . . .	39.00
530 089	CO <sub>2</sub> tubes (as replacement) . . . . .	49.00
530 004	Protective dust cover (included in basic equipment No. 530 254) . . . . .	4.00

## MICROTOME KNIVES

STRONGLY PLANO CONCAVE: For Celloidin Sections

PLANO CONCAVE: For Fresh or Fixed Biological Specimens without Embedding

WEDGE SHAPED: For Paraffin, Frozen, Wood and Rubber Sections

WEDGE SHAPED WITH PLANE EDGE: For Hard Plastics and other Hard Materials

MICROTOME	LENGTH MM	WIDTH MM	KNIFE BACK MM	PROFILE	CATALOG NO.	PRICE \$
BASE SLEDGE MICROTOME NO. 1300	240	45	11	Strongly Plano Concave	530 093	59.00
	240	45	11	Plano Concave	530 094	59.00
	240	45	11	Wedge Shaped	530 099	59.00
	240	36	13	Strongly Plano Concave	530 095	59.00
	240	36	13	Plano Concave	530 096	59.00
	240	36	13	Wedge Shaped	530 100	59.00
	240	36	13	Wedge Shaped with Plane Edge	530 175	63.00
SLEDGE MICRO- TOME NO. 1207	200	36	13	Strongly Plano Concave	530 114	53.00
	200	36	13	Plano Concave	530 117	53.00
	200	36	13	Wedge Shaped	530 113	53.00
	200	36	13	Wedge Shaped with Plane Edge	530 172	56.00
MINOT MICROTOME NO. 1212	170	36	13	Plano Concave	530 139	49.00
	170	36	13	Wedge Shaped	530 097	49.00
	170	36	13	Wedge Shaped with Plane Edge	530 165	51.00
SMALL FREEZING MICROTOME NO. 1213	90	32	7.5	Wedge Shaped	530 098	24.00
LARGE FREEZING MICROTOME NO. 1310	110	32	7.5	Wedge Shaped	530 031	32.00
	110	32	7.5	Wedge Shaped with Plane Edge	530 155	35.00



scanned by J. G. McHone 5 Jan 2010  
for personal use only, not for sale

*Leitz*<sup>®</sup>  
*Leica*<sup>®</sup>

E. LEITZ, INC. ROCKLEIGH, NEW JERSEY 07647 • PHONE (201) 767-1100

**BRANCH OFFICES:**

*CHICAGO, ILL. 205 West Touhy Avenue • Park Ridge • Illinois 60068  
Phone (312) 692-4133*

*LOS ANGELES, CALIF. 3848 Campus Drive • Newport Beach • California 92660  
Phone (714) 557-7817*

*SAN FRANCISCO, CALIF. 830 Mitten Road • Burlingame • California 94010  
Phone (415) 697-9182*

*WASHINGTON, D.C. 8227 Woodmont Avenue • Bethesda • Maryland 20014  
Phone (301) 657-2962*