

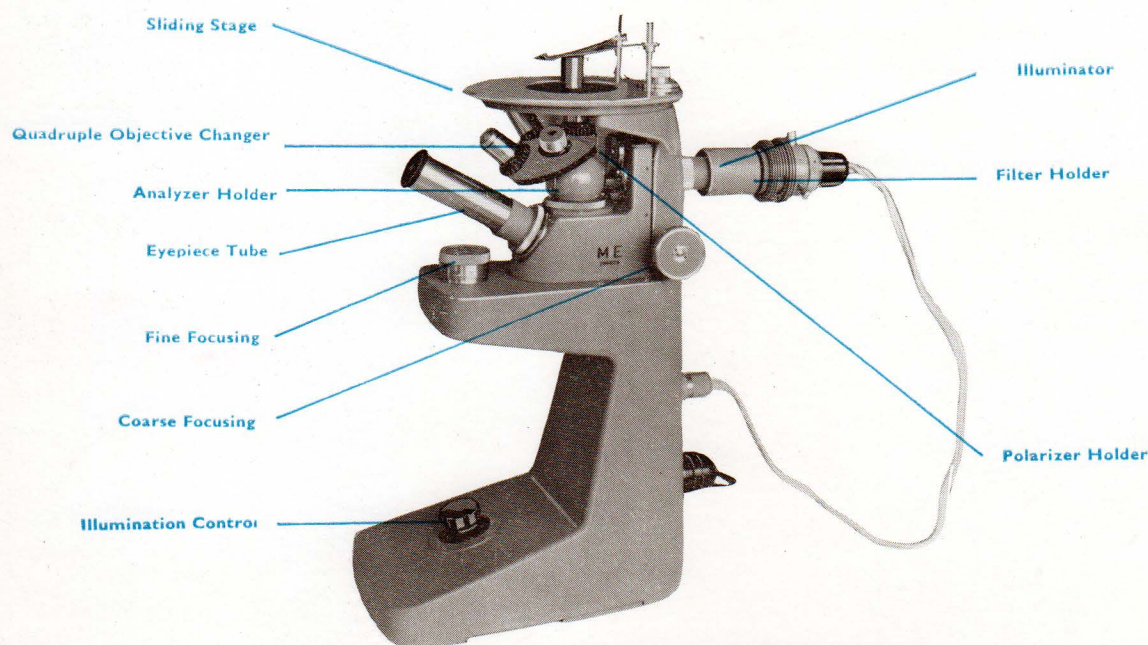
OLYMPUS

METALLURGICAL MICROSCOPE

MODEL ME

After thoroughly testing this Japanese microscope in our Betchworth laboratories, we believe that it is a precision instrument of the highest optical standard and the result of very careful design. When the price is considered, and the performance compared with that of any other make of microscope, it must be concluded that the **ME** IS OUTSTANDING in all respects.

If in doubt—see it yourself!



Basically the ME is an inverted microscope of compact and of very original design. The self-contained illuminator is good and a transformer for varying the intensity of the illumination is built into the base of the stand.

All controls are conveniently situated and of particular interest is the light and smooth fine focusing adjustment. The monocular eyepiece tube is inclined at 45° for convenient viewing and the quadruple revolving nosepiece complete with balanced objectives is easily rotated. A polarizer and analyzer are provided as standard.

The specimen stage is of the sliding plate type and very pleasing in use.

'this microscope has our full recommendation'

SPECIFICATION

OLYMPUS ME MICROSCOPE

An inverted monocular bench microscope comprising:-

Self contained illuminator, with 6v bulb lamphouse, centring adjustments, iris diaphragm, and special compensating lens for 6x objective

Variable transformer built in with a control knob at the base of the microscope for a wide range of illumination intensities

Four achromatic objectives (coated) are provided in a quadruple, click stop nosepiece—6x, 10x, 40x & 100x (Oil imm.)

Three eyepieces (coated):- 7x, 10x & 15x giving 12 magnifications from 42x to 1500x

Focusing—coarse adjustment by rack and pinion, with a very efficient ball guide for the fine control

Stage—of the sliding type with a good range of travel, complete with specimen holding clips

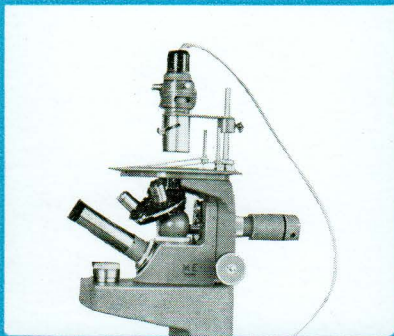
Polarizer & Analyzer mounted in metal holders and easily fitted to the illuminator and body, respectively

Other Accessories—2 spare bulbs, yellow and green filters and immersion oil

Complete outfit as above in fitted, polished wooden carrying case, with lock.

ORDER CODE ME

ACCESSORIES



Transmitted Light Illuminator.

This consists of an arm and condenser arrangement which fit on to the stage of the microscope. The normal lamphouse is then fitted to the condenser. The sliding stage cannot be used and an additional mechanical stage is required.

Order Code (complete with Mech. Stage) ME/TLM

Other accessories available include eyepiece and stage micrometers.




Photo-micrographic Unit PM6

A 35mm camera unit complete with beam splitting focusing eyepiece, shutter speeded 1 to 1/50 sec. & B, camera body and cable release. The magnification obtained at the film is one third of that of the selected objective \times eyepiece magnification. Format 24 x 36 mm.

Order Code PM6

METALLURGICAL SERVICES

Reliant Works · Betchworth · Surrey · England

Phone:
Betchworth
2364

METALLURGICAL MICROSCOPES

OLYMPUS Model ME inverted monocular bench microscope comprising:-

Self-contained illuminator
Built-in variable transformer
Four achromatic objectives (coated) 6x, 10x, 40x and 100x oil immersion
Three eyepieces (coated) 7x, 10x and 15x
Fine and coarse focusing adjustments
Sliding type mechanical stage
Polarizer and analyzer
Yellow and green filters
Spare bulbs
Polished wooden carrying case

Complete outfit, Order Code ME LIST PRICE £158

OLYMPUS MODEL MF bench microscope - Basic equipment:-

Self contained illuminator
Separate variable transformer
Four achromatic objectives (coated) 6x, 10x, 40x and 100x oil immersion
Three eyepieces (coated) - paired sets supplied with binocular models -
7x, 10x and 15x
Fine and coarse focusing adjustments
Large mechanical stage
Substage mirror
Spare bulbs - metal specimen slides - yellow and green filters and immersion oil
Polished wooden carrying case

Basic equipment as above, complete with inclined monocular
attachment

Order Code MF LIST PRICE £122

Basic equipment as above, complete with inclined binocular
attachment

Order Code MF/Bi ... LIST PRICE £162

Basic equipment as above, complete with trinocular
attachment

Order Code MF/TR ... LIST PRICE £184

Photo-micrographic Unit PM6 comprising 35 mm camera, shutter, focusing eyepiece,
and cable release

Order Code PM6 LIST PRICE £46

FOR DETAILS OF OUR PRICE REDUCTION SCHEME PLEASE SEE ATTACHED SHEET



METALLURGICAL SERVICES

RELIANT WORKS - BETCHWORTH - SURREY

PHONE
BETCHWORTH
2364

UNIVERSAL ACCESSORIES FOR OLYMPUS MICROSCOPES

MODELS ME, MF & MJ

EYEPIECES

P.7x coated	4	12	6
WF.10x coated	5	10	0
P.15x coated	4	12	6

OBJECTIVES

M.6x coated	3	11	6
M.10x coated	5	7	0
M.40x coated	10	14	0
M.100x oil immersion, coated	15	16	0
Plan Achromatic Objective M. Plan 40x coated	31	12	0
Plan Achromatic Objective M. Plan 120x coated	65	15	0
Micrometer Eyepiece Graticule	1	17	0
Objective Micrometer	6	18	0
Filar Micrometer Eyepiece	21	0	0
Spare Bulbs, frosted or clear	5	6	each
Exposure Meter Type EMM IV (for universal use)	75	7	6
PM.6 Photomicrographic camera attachment (35 mm)	46	0	0
Hand Mounting Press for levelling specimens mounted on slides with plasticine	9	14	3

Special Accessories

Olympus ME Microscope Special Accessories.

Mechanical Stage	10	5	6
Adaptors for transmitted light	10	18	0

Olympus MF Microscope Special Accessories

Polariser and Analyser	7	10	0
------------------------	-----	-----	-----	-----	-----	-----	-----	---	----	---